



Full wwPDB X-ray Structure Validation Report ⓘ

Oct 12, 2024 – 08:51 am BST

PDB ID : 4WB2
Title : Crystal structure of the mirror-image L-RNA/L-DNA aptamer NOX-D20 in complex with mouse C5a complement anaphylatoxin
Authors : Yatime, L.; Maasch, C.; Hoehlig, K.; Klussmann, S.; Vater, A.; Andersen, G.R.
Deposited on : 2014-09-02
Resolution : 1.80 Å(reported)

This is a Full wwPDB X-ray Structure Validation Report for a publicly released PDB entry.

We welcome your comments at validation@mail.wwpdb.org

A user guide is available at

<https://www.wwpdb.org/validation/2017/XrayValidationReportHelp>

with specific help available everywhere you see the ⓘ symbol.

The types of validation reports are described at

<http://www.wwpdb.org/validation/2017/FAQs#types>.

The following versions of software and data (see [references ⓘ](#)) were used in the production of this report:

MolProbity : 4.02b-467
Mogul : 1.8.4, CSD as541be (2020)
Xtriage (Phenix) : 1.13
EDS : 3.0
Percentile statistics : 20231227.v01 (using entries in the PDB archive December 27th 2023)
CCP4 : 9.0.003 (Gargrove)
Density-Fitness : 1.0.11
Ideal geometry (proteins) : Engh & Huber (2001)
Ideal geometry (DNA, RNA) : Parkinson et al. (1996)
Validation Pipeline (wwPDB-VP) : 2.39

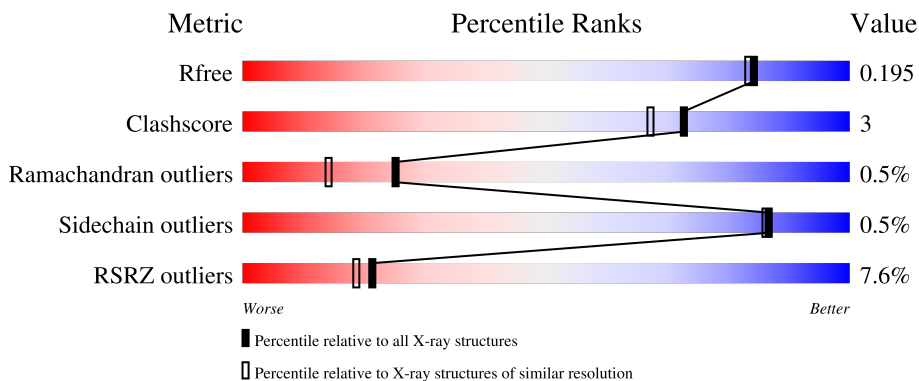
1 Overall quality at a glance i

The following experimental techniques were used to determine the structure:

X-RAY DIFFRACTION

The reported resolution of this entry is 1.80 Å.

Percentile scores (ranging between 0-100) for global validation metrics of the entry are shown in the following graphic. The table shows the number of entries on which the scores are based.



Metric	Whole archive (#Entries)	Similar resolution (#Entries, resolution range(Å))
R_{free}	164625	7108 (1.80-1.80)
Clashscore	180529	8162 (1.80-1.80)
Ramachandran outliers	177936	8077 (1.80-1.80)
Sidechain outliers	177891	8076 (1.80-1.80)
RSRZ outliers	164620	7108 (1.80-1.80)

The table below summarises the geometric issues observed across the polymeric chains and their fit to the electron density. The red, orange, yellow and green segments of the lower bar indicate the fraction of residues that contain outliers for ≥ 3 , 2, 1 and 0 types of geometric quality criteria respectively. A grey segment represents the fraction of residues that are not modelled. The numeric value for each fraction is indicated below the corresponding segment, with a dot representing fractions $\leq 5\%$. The upper red bar (where present) indicates the fraction of residues that have poor fit to the electron density. The numeric value is given above the bar.

Mol	Chain	Length	Quality of chain
1	A	79	 4% 81% 6% 13%
1	B	79	 8% 77% 8% 15%
1	C	79	 9% 86% 8% 6%
2	D	40	 15% 75% 10%
2	E	40	 12% 75% 12%

2 Entry composition

There are 6 unique types of molecules in this entry. The entry contains 4011 atoms, of which 0 are hydrogens and 0 are deuteriums.

In the tables below, the ZeroOcc column contains the number of atoms modelled with zero occupancy, the AltConf column contains the number of residues with at least one atom in alternate conformation and the Trace column contains the number of residues modelled with at most 2 atoms.

- Molecule 1 is a protein called Complement C5.

Mol	Chain	Residues	Atoms					ZeroOcc	AltConf	Trace
			Total	C	N	O	S			
1	A	69	594	366	113	107	8	0	5	0
1	B	67	558	346	104	99	9	0	3	0
1	C	74	603	375	114	106	8	0	2	0

There are 6 discrepancies between the modelled and reference sequences:

Chain	Residue	Modelled	Actual	Comment	Reference
A	677	GLY	-	expression tag	UNP P06684
A	678	ALA	-	expression tag	UNP P06684
B	677	GLY	-	expression tag	UNP P06684
B	678	ALA	-	expression tag	UNP P06684
C	677	GLY	-	expression tag	UNP P06684
C	678	ALA	-	expression tag	UNP P06684

- Molecule 2 is a DNA chain called mixed L-RNA/L-DNA mirror-image aptamer NOX-D20 (40-MER).

Mol	Chain	Residues	Atoms					ZeroOcc	AltConf	Trace
			Total	C	N	O	P			
2	D	40	858	384	158	277	39	0	0	0
2	E	40	858	384	158	277	39	0	0	0

- Molecule 3 is ACETATE ION (three-letter code: ACT) (formula: C₂H₃O₂).



Mol	Chain	Residues	Atoms	ZeroOcc	AltConf
3	A	1	Total C O 4 2 2	0	0
3	B	1	Total C O 4 2 2	0	0
3	B	1	Total C O 4 2 2	0	0
3	C	1	Total C O 4 2 2	0	0
3	D	1	Total C O 4 2 2	0	0
3	E	1	Total C O 4 2 2	0	0

- Molecule 4 is CALCIUM ION (three-letter code: CA) (formula: Ca).

Mol	Chain	Residues	Atoms	ZeroOcc	AltConf
4	A	1	Total Ca 1 1	0	0
4	C	1	Total Ca 1 1	0	0
4	D	2	Total Ca 2 2	0	0
4	E	2	Total Ca 2 2	0	0

- Molecule 5 is MAGNESIUM ION (three-letter code: MG) (formula: Mg).

Mol	Chain	Residues	Atoms	ZeroOcc	AltConf
5	D	1	Total Mg 1 1	0	0
5	E	1	Total Mg 1 1	0	0

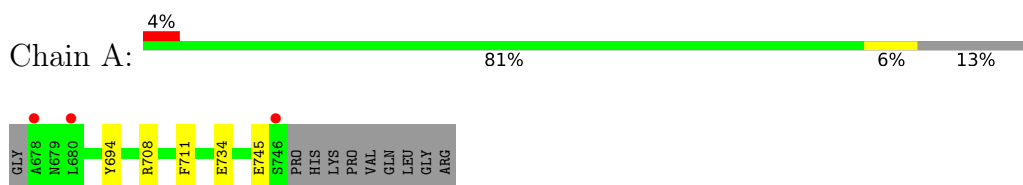
- Molecule 6 is water.

Mol	Chain	Residues	Atoms	ZeroOcc	AltConf
6	A	74	Total O 74 74	0	0
6	B	77	Total O 77 77	0	0
6	C	56	Total O 56 56	0	0
6	D	161	Total O 161 161	0	0
6	E	140	Total O 140 140	0	0

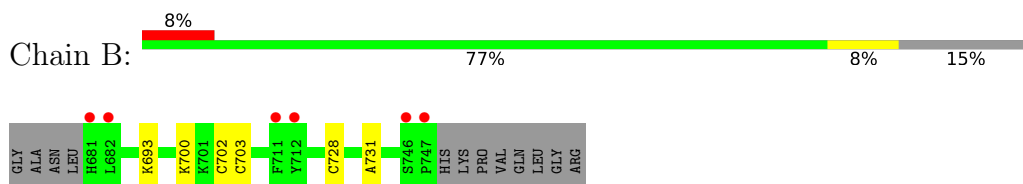
3 Residue-property plots [i](#)

These plots are drawn for all protein, RNA, DNA and oligosaccharide chains in the entry. The first graphic for a chain summarises the proportions of the various outlier classes displayed in the second graphic. The second graphic shows the sequence view annotated by issues in geometry and electron density. Residues are color-coded according to the number of geometric quality criteria for which they contain at least one outlier: green = 0, yellow = 1, orange = 2 and red = 3 or more. A red dot above a residue indicates a poor fit to the electron density ($RSRZ > 2$). Stretches of 2 or more consecutive residues without any outlier are shown as a green connector. Residues present in the sample, but not in the model, are shown in grey.

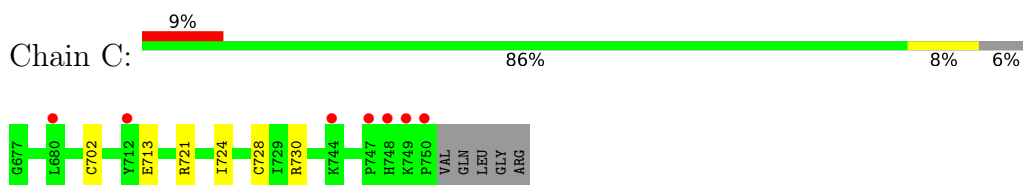
- Molecule 1: Complement C5



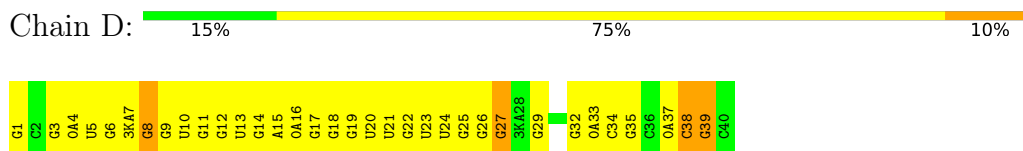
- Molecule 1: Complement C5




- Molecule 1: Complement C5



- Molecule 2: mixed L-RNA/L-DNA mirror-image aptamer NOX-D20 (40-MER)



- Molecule 2: mixed L-RNA/L-DNA mirror-image aptamer NOX-D20 (40-MER)



4 Data and refinement statistics i

Property	Value	Source
Space group	P 21 21 2	Depositor
Cell constants a, b, c, α , β , γ	46.47Å 282.25Å 45.90Å 90.00° 90.00° 90.00°	Depositor
Resolution (Å)	35.88 – 1.80 35.88 – 1.80	Depositor EDS
% Data completeness (in resolution range)	97.6 (35.88-1.80) 99.9 (35.88-1.80)	Depositor EDS
R_{merge}	(Not available)	Depositor
R_{sym}	0.07	Depositor
$\langle I/\sigma(I) \rangle$ ¹	2.30 (at 1.79Å)	Xtrriage
Refinement program	PHENIX (phenix.refine: dev_1702)	Depositor
R, R_{free}	0.167 , 0.193 0.170 , 0.195	Depositor DCC
R_{free} test set	2910 reflections (5.07%)	wwPDB-VP
Wilson B-factor (Å ²)	23.9	Xtrriage
Anisotropy	0.664	Xtrriage
Bulk solvent k_{sol} (e/Å ³), B_{sol} (Å ²)	0.40 , 61.2	EDS
L-test for twinning ²	$\langle L \rangle = 0.48$, $\langle L^2 \rangle = 0.31$	Xtrriage
Estimated twinning fraction	0.037 for l,-k,h	Xtrriage
F_o, F_c correlation	0.96	EDS
Total number of atoms	4011	wwPDB-VP
Average B, all atoms (Å ²)	34.0	wwPDB-VP

Xtrriage's analysis on translational NCS is as follows: *The largest off-origin peak in the Patterson function is 4.52% of the height of the origin peak. No significant pseudotranslation is detected.*

¹Intensities estimated from amplitudes.

²Theoretical values of $\langle |L| \rangle$, $\langle L^2 \rangle$ for acentric reflections are 0.5, 0.333 respectively for untwinned datasets, and 0.375, 0.2 for perfectly twinned datasets.

5 Model quality [i](#)

5.1 Standard geometry [i](#)

Bond lengths and bond angles in the following residue types are not validated in this section: 0DC, CA, 0U, 0DG, 3KA, 0DA, 0G, MG, ACT, 0C, 0A

The Z score for a bond length (or angle) is the number of standard deviations the observed value is removed from the expected value. A bond length (or angle) with $|Z| > 5$ is considered an outlier worth inspection. RMSZ is the root-mean-square of all Z scores of the bond lengths (or angles).

Mol	Chain	Bond lengths		Bond angles	
		RMSZ	# Z >5	RMSZ	# Z >5
1	A	0.29	0/602	0.47	0/806
1	B	0.28	0/567	0.43	0/760
1	C	0.26	0/614	0.41	0/824
All	All	0.27	0/1783	0.44	0/2390

There are no bond length outliers.

There are no bond angle outliers.

There are no chirality outliers.

There are no planarity outliers.

5.2 Too-close contacts [i](#)

In the following table, the Non-H and H(model) columns list the number of non-hydrogen atoms and hydrogen atoms in the chain respectively. The H(added) column lists the number of hydrogen atoms added and optimized by MolProbity. The Clashes column lists the number of clashes within the asymmetric unit, whereas Symm-Clashes lists symmetry-related clashes.

Mol	Chain	Non-H	H(model)	H(added)	Clashes	Symm-Clashes
1	A	594	0	588	4	0
1	B	558	0	555	5	0
1	C	603	0	603	4	0
2	D	858	0	431	4	0
2	E	858	0	431	5	0
3	A	4	0	3	0	0
3	B	8	0	6	1	0
3	C	4	0	3	0	0
3	D	4	0	3	0	0
3	E	4	0	3	0	0

Continued on next page...

Continued from previous page...

Mol	Chain	Non-H	H(model)	H(added)	Clashes	Symm-Clashes
4	A	1	0	0	0	0
4	C	1	0	0	0	0
4	D	2	0	0	0	0
4	E	2	0	0	0	0
5	D	1	0	0	0	0
5	E	1	0	0	0	0
6	A	74	0	0	2	0
6	B	77	0	0	1	0
6	C	56	0	0	1	0
6	D	161	0	0	0	0
6	E	140	0	0	0	0
All	All	4011	0	2626	19	0

The all-atom clashscore is defined as the number of clashes found per 1000 atoms (including hydrogen atoms). The all-atom clashscore for this structure is 3.

All (19) close contacts within the same asymmetric unit are listed below, sorted by their clash magnitude.

Atom-1	Atom-2	Interatomic distance (Å)	Clash overlap (Å)
2:D:38:0DC:H2'	2:D:39:0G:H8	1.70	0.73
1:A:708[B]:ARG:NH2	6:A:936:HOH:O	2.25	0.68
2:E:38:0DC:H2'	2:E:39:0G:H8	1.79	0.64
1:A:745:GLU:OE2	6:A:901:HOH:O	2.19	0.53
1:B:728[B]:CYS:SG	6:B:920:HOH:O	2.59	0.51
1:B:703[B]:CYS:SG	1:B:731:ALA:HB1	2.51	0.51
1:C:730:ARG:NH1	6:C:929:HOH:O	2.42	0.51
1:A:708[A]:ARG:NH2	2:D:27:0G:H5''	2.27	0.49
2:E:28:3KA:O4	2:E:32:0G:H8	2.14	0.48
1:B:700:LYS:O	1:B:703[B]:CYS:HB2	2.15	0.47
2:E:33:0A:O5'	2:E:33:0A:H8	2.17	0.45
1:A:694:TYR:OH	1:A:734[A]:GLU:OE2	2.36	0.43
1:B:702:CYS:SG	1:B:728[B]:CYS:HB3	2.59	0.42
1:C:713:GLU:OE2	2:E:30:3KA:H2	2.20	0.41
2:D:38:0DC:H2'	2:D:39:0G:C8	2.44	0.41
1:C:702:CYS:SG	1:C:728[B]:CYS:HB3	2.61	0.41
1:C:721:ARG:HB3	2:E:6:0G:H4'	2.03	0.41
2:D:7:3KA:H5	2:D:8:0G:H5''	2.03	0.41
1:B:693:LYS:HD3	3:B:801:ACT:H3	2.04	0.40

There are no symmetry-related clashes.

5.3 Torsion angles [i](#)

5.3.1 Protein backbone [i](#)

In the following table, the Percentiles column shows the percent Ramachandran outliers of the chain as a percentile score with respect to all X-ray entries followed by that with respect to entries of similar resolution.

The Analysed column shows the number of residues for which the backbone conformation was analysed, and the total number of residues.

Mol	Chain	Analysed	Favoured	Allowed	Outliers	Percentiles	
1	A	72/79 (91%)	68 (94%)	4 (6%)	0	100	100
1	B	68/79 (86%)	68 (100%)	0	0	100	100
1	C	74/79 (94%)	72 (97%)	1 (1%)	1 (1%)	9	2
All	All	214/237 (90%)	208 (97%)	5 (2%)	1 (0%)	25	14

All (1) Ramachandran outliers are listed below:

Mol	Chain	Res	Type
1	C	724	ILE

5.3.2 Protein sidechains [i](#)

In the following table, the Percentiles column shows the percent sidechain outliers of the chain as a percentile score with respect to all X-ray entries followed by that with respect to entries of similar resolution.

The Analysed column shows the number of residues for which the sidechain conformation was analysed, and the total number of residues.

Mol	Chain	Analysed	Rotameric	Outliers	Percentiles	
1	A	65/68 (96%)	64 (98%)	1 (2%)	60	53
1	B	62/68 (91%)	62 (100%)	0	100	100
1	C	66/68 (97%)	66 (100%)	0	100	100
All	All	193/204 (95%)	192 (100%)	1 (0%)	86	86

All (1) residues with a non-rotameric sidechain are listed below:

Mol	Chain	Res	Type
1	A	711	PHE

Sometimes sidechains can be flipped to improve hydrogen bonding and reduce clashes. All (3) such sidechains are listed below:

Mol	Chain	Res	Type
1	A	685	GLN
1	A	733	ASN
1	B	681	HIS

5.3.3 RNA [i](#)

There are no RNA molecules in this entry.

5.4 Non-standard residues in protein, DNA, RNA chains [i](#)

74 non-standard protein/DNA/RNA residues are modelled in this entry.

In the following table, the Counts columns list the number of bonds (or angles) for which Mogul statistics could be retrieved, the number of bonds (or angles) that are observed in the model and the number of bonds (or angles) that are defined in the Chemical Component Dictionary. The Link column lists molecule types, if any, to which the group is linked. The Z score for a bond length (or angle) is the number of standard deviations the observed value is removed from the expected value. A bond length (or angle) with $|Z| > 2$ is considered an outlier worth inspection. RMSZ is the root-mean-square of all Z scores of the bond lengths (or angles).

Mol	Type	Chain	Res	Link	Bond lengths			Bond angles		
					Counts	RMSZ	# Z > 2	Counts	RMSZ	# Z > 2
2	0U	D	21	2	18,21,22	1.22	2 (11%)	26,30,33	1.66	5 (19%)
2	0U	D	20	2	18,21,22	1.20	2 (11%)	26,30,33	1.68	5 (19%)
2	0G	E	22	2,4	18,25,26	0.83	1 (5%)	19,37,40	1.17	3 (15%)
2	0G	D	11	2	18,25,26	0.96	1 (5%)	19,37,40	1.01	2 (10%)
2	0U	E	24	2	18,21,22	1.21	3 (16%)	26,30,33	1.83	5 (19%)
2	0C	E	34	2,4	18,21,22	0.87	1 (5%)	26,30,33	0.81	0
2	0C	D	36	2	18,21,22	0.82	0	26,30,33	0.69	0
2	0G	D	27	2,4	18,25,26	0.91	1 (5%)	19,37,40	1.22	2 (10%)
2	0G	D	25	2,4	18,25,26	0.87	1 (5%)	19,37,40	1.21	3 (15%)
2	0U	E	10	2	18,21,22	1.23	3 (16%)	26,30,33	1.73	5 (19%)
2	0G	E	8	2	18,25,26	0.92	1 (5%)	19,37,40	1.15	3 (15%)
2	0A	E	33	-	18,24,25	0.93	1 (5%)	18,35,38	1.32	2 (11%)
2	0C	D	31	2	18,21,22	0.83	0	26,30,33	0.76	0
2	0A	E	4	-	18,24,25	0.85	1 (5%)	18,35,38	1.33	3 (16%)
2	0U	D	24	2	18,21,22	1.23	2 (11%)	26,30,33	1.63	4 (15%)
2	0C	D	34	2,4	18,21,22	0.88	1 (5%)	26,30,33	0.76	0

Mol	Type	Chain	Res	Link	Bond lengths			Bond angles		
					Counts	RMSZ	# Z > 2	Counts	RMSZ	# Z > 2
2	0G	D	22	2,4	18,25,26	0.84	0	19,37,40	1.25	3 (15%)
2	0G	D	19	2,4	18,25,26	0.84	1 (5%)	19,37,40	1.21	2 (10%)
2	0G	D	3	2	18,25,26	0.83	0	19,37,40	1.20	3 (15%)
2	0A	D	37	-	18,24,25	0.93	1 (5%)	18,35,38	1.26	2 (11%)
2	0U	D	13	2	18,21,22	1.17	2 (11%)	26,30,33	1.80	5 (19%)
2	0C	D	40	2	18,21,22	0.83	0	26,30,33	0.82	0
2	0U	E	20	2	18,21,22	1.20	2 (11%)	26,30,33	1.70	5 (19%)
2	0DA	E	15	2	18,23,24	0.91	1 (5%)	17,33,36	1.35	2 (11%)
2	0A	D	16	-	18,24,25	0.88	1 (5%)	18,35,38	1.40	3 (16%)
2	0G	E	32	2,5,4	18,25,26	0.94	1 (5%)	19,37,40	1.21	3 (15%)
2	0U	E	5	2,5,4	18,21,22	1.26	4 (22%)	26,30,33	1.65	5 (19%)
2	0G	D	18	2,4	18,25,26	0.92	1 (5%)	19,37,40	1.29	3 (15%)
2	0G	E	27	2,4	18,25,26	0.89	1 (5%)	19,37,40	1.16	2 (10%)
2	0G	D	35	2	18,25,26	0.86	0	19,37,40	1.14	3 (15%)
2	0C	E	36	2	18,21,22	0.84	0	26,30,33	0.81	0
2	0U	D	10	2	18,21,22	1.21	3 (16%)	26,30,33	1.64	5 (19%)
2	0G	E	29	2	18,25,26	0.92	1 (5%)	19,37,40	1.08	2 (10%)
2	0C	E	2	2	18,21,22	0.87	0	26,30,33	0.77	0
2	0G	D	6	2,4	18,25,26	0.89	1 (5%)	19,37,40	1.20	3 (15%)
2	0G	D	39	2	18,25,26	0.98	1 (5%)	19,37,40	1.07	2 (10%)
2	0A	E	16	-	18,24,25	0.98	1 (5%)	18,35,38	1.43	3 (16%)
2	0G	D	26	2,4	18,25,26	0.95	1 (5%)	19,37,40	1.09	2 (10%)
2	0G	D	12	2	18,25,26	0.83	1 (5%)	19,37,40	1.23	3 (15%)
2	0A	D	4	-	18,24,25	0.92	1 (5%)	18,35,38	1.30	3 (16%)
2	0G	E	18	2,4	18,25,26	0.92	1 (5%)	19,37,40	1.19	3 (15%)
2	0C	E	31	2	18,21,22	0.85	0	26,30,33	0.83	0
2	0DG	D	14	2	18,24,25	0.90	1 (5%)	19,35,38	1.09	2 (10%)
2	0G	E	11	2	18,25,26	0.90	1 (5%)	19,37,40	1.14	2 (10%)
2	0G	E	1	2	18,22,26	0.94	1 (5%)	19,33,40	1.05	2 (10%)
2	0G	E	3	2	18,25,26	0.90	1 (5%)	19,37,40	1.17	3 (15%)
2	0G	D	1	2	18,22,26	0.88	1 (5%)	19,33,40	1.11	2 (10%)
2	0G	E	19	2,4	18,25,26	0.86	1 (5%)	19,37,40	1.21	3 (15%)
2	0G	D	32	2,5,4	18,25,26	0.81	0	19,37,40	1.29	2 (10%)
2	0G	E	35	2	18,25,26	0.94	1 (5%)	19,37,40	1.10	2 (10%)
2	0A	E	37	-	18,24,25	1.02	2 (11%)	18,35,38	1.29	2 (11%)

Mol	Type	Chain	Res	Link	Bond lengths			Bond angles		
					Counts	RMSZ	# Z > 2	Counts	RMSZ	# Z > 2
2	0DC	D	38	2	17,20,21	0.85	0	24,28,31	0.99	1 (4%)
2	0U	E	13	2	18,21,22	1.19	1 (5%)	26,30,33	1.73	5 (19%)
2	0U	E	21	2	18,21,22	1.21	2 (11%)	26,30,33	1.71	5 (19%)
2	0G	E	6	2,4	18,25,26	0.90	1 (5%)	19,37,40	1.14	2 (10%)
2	0G	D	8	2	18,25,26	0.86	1 (5%)	19,37,40	1.29	3 (15%)
2	0U	E	23	2	18,21,22	1.22	3 (16%)	26,30,33	1.68	5 (19%)
2	0DA	D	15	2	18,23,24	0.93	1 (5%)	17,33,36	1.36	2 (11%)
2	0G	D	17	2,4	18,25,26	0.94	1 (5%)	19,37,40	1.27	3 (15%)
2	0U	D	23	2	18,21,22	1.20	2 (11%)	26,30,33	1.67	5 (19%)
2	0G	E	9	2	18,25,26	0.93	1 (5%)	19,37,40	1.08	2 (10%)
2	0G	E	25	2,4	18,25,26	0.92	0	19,37,40	1.14	1 (5%)
2	0G	D	29	2	18,25,26	0.81	0	19,37,40	1.14	2 (10%)
2	0DC	E	38	2	17,20,21	0.86	1 (5%)	24,28,31	0.99	1 (4%)
2	0G	E	39	2	18,25,26	0.95	1 (5%)	19,37,40	1.10	2 (10%)
2	0C	E	40	2	18,21,22	0.85	0	26,30,33	0.78	0
2	0G	E	26	2,4	18,25,26	0.97	1 (5%)	19,37,40	1.15	2 (10%)
2	0G	E	12	2	18,25,26	0.89	1 (5%)	19,37,40	1.15	2 (10%)
2	0A	D	33	-	18,24,25	0.95	1 (5%)	18,35,38	1.41	4 (22%)
2	0C	D	2	2	18,21,22	0.84	0	26,30,33	0.74	0
2	0DG	E	14	2	18,24,25	0.93	1 (5%)	19,35,38	1.22	2 (10%)
2	0G	E	17	2,4	18,25,26	0.89	1 (5%)	19,37,40	1.22	2 (10%)
2	0U	D	5	2,5,4	18,21,22	1.24	1 (5%)	26,30,33	1.73	5 (19%)
2	0G	D	9	2	18,25,26	0.90	1 (5%)	19,37,40	1.15	3 (15%)

In the following table, the Chirals column lists the number of chiral outliers, the number of chiral centers analysed, the number of these observed in the model and the number defined in the Chemical Component Dictionary. Similar counts are reported in the Torsion and Rings columns. '-' means no outliers of that kind were identified.

Mol	Type	Chain	Res	Link	Chirals	Torsions	Rings
2	0U	D	21	2	-	0/7/25/26	0/2/2/2
2	0U	D	20	2	-	4/7/25/26	0/2/2/2
2	0G	E	22	2,4	-	0/3/25/26	0/3/3/3
2	0G	D	11	2	-	0/3/25/26	0/3/3/3
2	0U	E	24	2	-	0/7/25/26	0/2/2/2
2	0C	E	34	2,4	-	0/7/25/26	0/2/2/2
2	0C	D	36	2	-	0/7/25/26	0/2/2/2

Continued on next page...

Continued from previous page...

Mol	Type	Chain	Res	Link	Chirals	Torsions	Rings
2	0G	D	27	2,4	-	0/3/25/26	0/3/3/3
2	0G	D	25	2,4	-	0/3/25/26	0/3/3/3
2	0U	E	10	2	-	0/7/25/26	0/2/2/2
2	0G	E	8	2	-	0/3/25/26	0/3/3/3
2	0A	E	33	-	-	0/3/25/26	0/3/3/3
2	0C	D	31	2	-	0/7/25/26	0/2/2/2
2	0A	E	4	-	-	0/3/25/26	0/3/3/3
2	0U	D	24	2	-	0/7/25/26	0/2/2/2
2	0C	D	34	2,4	-	0/7/25/26	0/2/2/2
2	0G	D	22	2,4	-	0/3/25/26	0/3/3/3
2	0G	D	19	2,4	-	0/3/25/26	0/3/3/3
2	0G	D	3	2	-	0/3/25/26	0/3/3/3
2	0A	D	37	-	-	0/3/25/26	0/3/3/3
2	0U	D	13	2	-	1/7/25/26	0/2/2/2
2	0C	D	40	2	-	0/7/25/26	0/2/2/2
2	0U	E	20	2	-	0/7/25/26	0/2/2/2
2	0DA	E	15	2	-	0/3/21/22	0/3/3/3
2	0A	D	16	-	-	0/3/25/26	0/3/3/3
2	0G	E	32	2,5,4	-	1/3/25/26	0/3/3/3
2	0U	E	5	2,5,4	-	0/7/25/26	0/2/2/2
2	0G	D	18	2,4	-	1/3/25/26	0/3/3/3
2	0G	E	27	2,4	-	0/3/25/26	0/3/3/3
2	0G	D	35	2	-	0/3/25/26	0/3/3/3
2	0C	E	36	2	-	0/7/25/26	0/2/2/2
2	0U	D	10	2	-	0/7/25/26	0/2/2/2
2	0G	E	29	2	-	0/3/25/26	0/3/3/3
2	0C	E	2	2	-	0/7/25/26	0/2/2/2
2	0G	D	6	2,4	-	0/3/25/26	0/3/3/3
2	0G	D	39	2	-	0/3/25/26	0/3/3/3
2	0A	E	16	-	-	0/3/25/26	0/3/3/3
2	0G	D	26	2,4	-	0/3/25/26	0/3/3/3
2	0G	D	12	2	-	0/3/25/26	0/3/3/3
2	0A	D	4	-	-	0/3/25/26	0/3/3/3
2	0G	E	18	2,4	-	0/3/25/26	0/3/3/3
2	0C	E	31	2	-	0/7/25/26	0/2/2/2
2	0DG	D	14	2	-	0/3/21/22	0/3/3/3
2	0G	E	11	2	-	0/3/25/26	0/3/3/3
2	0G	E	1	2	-	0/2/22/26	0/3/3/3
2	0G	E	3	2	-	0/3/25/26	0/3/3/3
2	0G	D	1	2	-	0/2/22/26	0/3/3/3
2	0G	E	19	2,4	-	2/3/25/26	0/3/3/3
2	0G	D	32	2,5,4	-	1/3/25/26	0/3/3/3

Continued on next page...

Continued from previous page...

Mol	Type	Chain	Res	Link	Chirals	Torsions	Rings
2	0G	E	35	2	-	0/3/25/26	0/3/3/3
2	0A	E	37	-	-	0/3/25/26	0/3/3/3
2	0DC	D	38	2	-	0/7/21/22	0/2/2/2
2	0U	E	13	2	-	0/7/25/26	0/2/2/2
2	0U	E	21	2	-	0/7/25/26	0/2/2/2
2	0G	E	6	2,4	-	0/3/25/26	0/3/3/3
2	0G	D	8	2	-	0/3/25/26	0/3/3/3
2	0U	E	23	2	-	2/7/25/26	0/2/2/2
2	0DA	D	15	2	-	0/3/21/22	0/3/3/3
2	0G	D	17	2,4	-	0/3/25/26	0/3/3/3
2	0U	D	23	2	-	4/7/25/26	0/2/2/2
2	0G	E	9	2	-	0/3/25/26	0/3/3/3
2	0G	E	25	2,4	-	2/3/25/26	0/3/3/3
2	0G	D	29	2	-	0/3/25/26	0/3/3/3
2	0DC	E	38	2	-	0/7/21/22	0/2/2/2
2	0G	E	39	2	-	0/3/25/26	0/3/3/3
2	0C	E	40	2	-	0/7/25/26	0/2/2/2
2	0G	E	26	2,4	-	0/3/25/26	0/3/3/3
2	0G	E	12	2	-	0/3/25/26	0/3/3/3
2	0A	D	33	-	-	0/3/25/26	0/3/3/3
2	0C	D	2	2	-	0/7/25/26	0/2/2/2
2	0DG	E	14	2	-	0/3/21/22	0/3/3/3
2	0G	E	17	2,4	-	0/3/25/26	0/3/3/3
2	0U	D	5	2,5,4	-	0/7/25/26	0/2/2/2
2	0G	D	9	2	-	0/3/25/26	0/3/3/3

All (78) bond length outliers are listed below:

Mol	Chain	Res	Type	Atoms	Z	Observed(Å)	Ideal(Å)
2	D	39	0G	C6-N1	-2.63	1.34	1.37
2	D	5	0U	C4-N3	-2.57	1.34	1.38
2	E	1	0G	C6-N1	-2.54	1.34	1.37
2	E	5	0U	C4-N3	-2.50	1.34	1.38
2	E	21	0U	C4-N3	-2.50	1.34	1.38
2	E	16	0A	C5-C4	2.50	1.47	1.40
2	E	10	0U	C4-N3	-2.48	1.34	1.38
2	E	26	0G	C6-N1	-2.47	1.34	1.37
2	E	37	0A	C5-C4	2.46	1.47	1.40
2	D	15	0DA	C5A-C4A	2.46	1.47	1.40
2	E	8	0G	C6-N1	-2.44	1.34	1.37
2	E	23	0U	C4-N3	-2.43	1.34	1.38
2	D	21	0U	C4-N3	-2.43	1.34	1.38

Continued on next page...

Continued from previous page...

Mol	Chain	Res	Type	Atoms	Z	Observed(Å)	Ideal(Å)
2	D	26	0G	C6-N1	-2.42	1.34	1.37
2	E	15	0DA	C5A-C4A	2.42	1.47	1.40
2	D	24	0U	C4-N3	-2.41	1.34	1.38
2	E	20	0U	C4-N3	-2.41	1.34	1.38
2	D	37	0A	C5-C4	2.40	1.47	1.40
2	E	29	0G	C6-N1	-2.39	1.34	1.37
2	E	33	0A	C5-C4	2.38	1.47	1.40
2	D	4	0A	C5-C4	2.36	1.47	1.40
2	D	10	0U	C4-N3	-2.35	1.34	1.38
2	D	9	0G	C6-N1	-2.34	1.34	1.37
2	D	33	0A	C5-C4	2.33	1.47	1.40
2	D	17	0G	C6-N1	-2.32	1.34	1.37
2	D	16	0A	C5-C4	2.32	1.47	1.40
2	E	27	0G	C6-N1	-2.32	1.34	1.37
2	E	6	0G	C6-N1	-2.31	1.34	1.37
2	E	17	0G	C6-N1	-2.31	1.34	1.37
2	D	8	0G	C6-N1	-2.30	1.34	1.37
2	D	23	0U	C4-N3	-2.30	1.34	1.38
2	E	5	0U	C2-N3	-2.29	1.33	1.38
2	E	9	0G	C6-N1	-2.29	1.34	1.37
2	E	32	0G	C6-N1	-2.29	1.34	1.37
2	E	39	0G	C6-N1	-2.27	1.34	1.37
2	D	20	0U	C4-N3	-2.26	1.34	1.38
2	E	3	0G	C6-N1	-2.26	1.34	1.37
2	E	14	0DG	C6-N1	-2.26	1.34	1.37
2	D	21	0U	C2-N3	-2.25	1.34	1.38
2	E	24	0U	C2-N3	-2.24	1.34	1.38
2	E	12	0G	C6-N1	-2.24	1.34	1.37
2	E	13	0U	C4-N3	-2.22	1.34	1.38
2	D	13	0U	C4-N3	-2.22	1.34	1.38
2	E	4	0A	C5-C4	2.19	1.46	1.40
2	D	24	0U	C2-N3	-2.19	1.34	1.38
2	E	20	0U	C2-N3	-2.18	1.34	1.38
2	D	25	0G	C6-N1	-2.18	1.34	1.37
2	E	35	0G	C6-N1	-2.17	1.34	1.37
2	E	24	0U	C4-N3	-2.17	1.34	1.38
2	D	6	0G	C6-N1	-2.16	1.34	1.37
2	D	1	0G	C6-N1	-2.16	1.34	1.37
2	E	22	0G	C6-N1	-2.15	1.34	1.37
2	E	34	0C	C6-C5	2.14	1.40	1.35
2	D	11	0G	C6-N1	-2.13	1.34	1.37
2	E	5	0U	C2-N1	2.13	1.41	1.38

Continued on next page...

Continued from previous page...

Mol	Chain	Res	Type	Atoms	Z	Observed(Å)	Ideal(Å)
2	D	10	0U	C2-N3	-2.12	1.34	1.38
2	E	37	0A	C2-N3	2.10	1.35	1.32
2	E	11	0G	C6-N1	-2.10	1.34	1.37
2	E	23	0U	C2-N1	2.09	1.41	1.38
2	E	21	0U	C2-N3	-2.09	1.34	1.38
2	D	13	0U	C2-N3	-2.08	1.34	1.38
2	D	19	0G	C6-N1	-2.08	1.34	1.37
2	D	27	0G	C6-N1	-2.06	1.34	1.37
2	D	14	0DG	C6-N1	-2.06	1.34	1.37
2	E	10	0U	C2-N1	2.06	1.41	1.38
2	D	18	0G	C6-N1	-2.05	1.34	1.37
2	D	34	0C	C6-C5	2.05	1.39	1.35
2	D	12	0G	C6-N1	-2.05	1.34	1.37
2	E	38	0DC	C6-C5	2.05	1.39	1.35
2	E	5	0U	C6-C5	2.04	1.39	1.35
2	D	20	0U	C2-N3	-2.03	1.34	1.38
2	E	19	0G	C6-N1	-2.03	1.34	1.37
2	D	23	0U	C2-N3	-2.03	1.34	1.38
2	E	18	0G	C6-N1	-2.02	1.34	1.37
2	D	10	0U	C6-C5	2.01	1.39	1.35
2	E	23	0U	C2-N3	-2.01	1.34	1.38
2	E	10	0U	C6-C5	2.01	1.39	1.35
2	E	24	0U	C5-C4	-2.00	1.39	1.43

All (188) bond angle outliers are listed below:

Mol	Chain	Res	Type	Atoms	Z	Observed(°)	Ideal(°)
2	E	24	0U	C4-N3-C2	-5.14	119.81	126.58
2	D	13	0U	C4-N3-C2	-4.95	120.05	126.58
2	E	13	0U	C4-N3-C2	-4.67	120.42	126.58
2	E	10	0U	C4-N3-C2	-4.67	120.42	126.58
2	E	20	0U	C4-N3-C2	-4.61	120.49	126.58
2	D	5	0U	C4-N3-C2	-4.56	120.56	126.58
2	E	21	0U	C4-N3-C2	-4.54	120.59	126.58
2	D	20	0U	C4-N3-C2	-4.49	120.66	126.58
2	D	23	0U	C4-N3-C2	-4.48	120.67	126.58
2	E	10	0U	N3-C2-N1	4.45	120.79	114.89
2	D	21	0U	C4-N3-C2	-4.42	120.76	126.58
2	E	21	0U	N3-C2-N1	4.39	120.72	114.89
2	D	10	0U	C4-N3-C2	-4.39	120.80	126.58
2	E	5	0U	C4-N3-C2	-4.35	120.85	126.58
2	D	24	0U	C4-N3-C2	-4.34	120.86	126.58

Continued on next page...

Continued from previous page...

Mol	Chain	Res	Type	Atoms	Z	Observed(°)	Ideal(°)
2	D	21	0U	N3-C2-N1	4.31	120.61	114.89
2	D	13	0U	N3-C2-N1	4.29	120.58	114.89
2	E	13	0U	N3-C2-N1	4.28	120.58	114.89
2	E	23	0U	C4-N3-C2	-4.28	120.93	126.58
2	E	5	0U	N3-C2-N1	4.17	120.43	114.89
2	E	24	0U	C5-C4-N3	4.17	121.07	114.84
2	D	5	0U	N3-C2-N1	4.09	120.32	114.89
2	D	10	0U	N3-C2-N1	3.96	120.14	114.89
2	E	20	0U	N3-C2-N1	3.94	120.12	114.89
2	D	23	0U	N3-C2-N1	3.92	120.10	114.89
2	D	13	0U	C5-C4-N3	3.90	120.67	114.84
2	E	24	0U	N3-C2-N1	3.89	120.06	114.89
2	E	23	0U	N3-C2-N1	3.84	119.99	114.89
2	D	20	0U	N3-C2-N1	3.79	119.92	114.89
2	D	5	0U	C5-C4-N3	3.77	120.48	114.84
2	D	24	0U	C5-C4-N3	3.77	120.48	114.84
2	D	24	0U	N3-C2-N1	3.71	119.81	114.89
2	D	20	0U	C5-C4-N3	3.69	120.36	114.84
2	E	5	0U	C5-C4-N3	3.68	120.35	114.84
2	E	20	0U	C5-C4-N3	3.67	120.33	114.84
2	D	23	0U	C5-C4-N3	3.65	120.30	114.84
2	E	23	0U	C5-C4-N3	3.57	120.18	114.84
2	E	4	0A	N3-C2-N1	-3.55	123.13	128.68
2	E	21	0U	C5-C4-N3	3.50	120.08	114.84
2	D	10	0U	C5-C4-N3	3.50	120.08	114.84
2	E	10	0U	C5-C4-N3	3.49	120.06	114.84
2	E	13	0U	C5-C4-N3	3.48	120.05	114.84
2	D	16	0A	N3-C2-N1	-3.48	123.24	128.68
2	D	15	0DA	N3A-C2A-N1A	-3.41	123.35	128.68
2	E	15	0DA	N3A-C2A-N1A	-3.39	123.37	128.68
2	D	21	0U	C5-C4-N3	3.38	119.89	114.84
2	E	24	0U	O4-C4-C5	-3.35	119.27	125.16
2	E	33	0A	N3-C2-N1	-3.27	123.56	128.68
2	D	20	0U	O4-C4-C5	-3.19	119.55	125.16
2	D	33	0A	N3-C2-N1	-3.17	123.73	128.68
2	E	37	0A	N3-C2-N1	-3.14	123.77	128.68
2	E	16	0A	N3-C2-N1	-3.12	123.80	128.68
2	E	16	0A	C4-C5-N7	-3.07	106.20	109.40
2	D	4	0A	N3-C2-N1	-3.07	123.88	128.68
2	D	37	0A	N3-C2-N1	-3.05	123.90	128.68
2	D	23	0U	O4-C4-C5	-3.04	119.81	125.16
2	D	13	0U	O4-C4-C5	-3.02	119.85	125.16

Continued on next page...

Continued from previous page...

Mol	Chain	Res	Type	Atoms	Z	Observed(°)	Ideal(°)
2	D	5	0U	O4-C4-C5	-3.01	119.87	125.16
2	E	13	0U	O4-C4-C5	-2.99	119.91	125.16
2	D	38	0DC	C2'-C1'-N1	-2.95	106.98	113.77
2	E	33	0A	C4-C5-N7	-2.92	106.36	109.40
2	E	20	0U	O4-C4-C5	-2.89	120.08	125.16
2	D	24	0U	O4-C4-C5	-2.87	120.11	125.16
2	E	23	0U	O4-C4-C5	-2.85	120.14	125.16
2	E	38	0DC	C2'-C1'-N1	-2.85	107.20	113.77
2	E	20	0U	O2-C2-N1	-2.84	119.01	122.79
2	D	32	0G	O6-C6-C5	-2.82	118.87	124.37
2	E	37	0A	C4-C5-N7	-2.80	106.48	109.40
2	E	13	0U	O2-C2-N1	-2.78	119.09	122.79
2	D	10	0U	O2-C2-N1	-2.77	119.10	122.79
2	D	33	0A	C4-C5-N7	-2.77	106.51	109.40
2	D	13	0U	O2-C2-N1	-2.76	119.12	122.79
2	D	8	0G	C5-C6-N1	2.76	118.82	113.95
2	E	10	0U	O4-C4-C5	-2.73	120.36	125.16
2	D	10	0U	O4-C4-C5	-2.70	120.41	125.16
2	D	15	0DA	C4A-C5A-N7A	-2.70	106.59	109.40
2	E	15	0DA	C4A-C5A-N7A	-2.68	106.60	109.40
2	E	21	0U	O4-C4-C5	-2.68	120.44	125.16
2	D	8	0G	O6-C6-C5	-2.67	119.16	124.37
2	D	37	0A	C4-C5-N7	-2.67	106.62	109.40
2	D	19	0G	O6-C6-C5	-2.63	119.23	124.37
2	E	24	0U	O2-C2-N1	-2.61	119.31	122.79
2	E	21	0U	O2-C2-N1	-2.60	119.33	122.79
2	D	9	0G	C5-C6-N1	2.54	118.44	113.95
2	E	19	0G	O6-C6-C5	-2.52	119.44	124.37
2	D	12	0G	O6-C6-C5	-2.51	119.46	124.37
2	E	10	0U	O2-C2-N1	-2.50	119.46	122.79
2	E	1	0G	C8-N7-C5	2.50	107.76	102.99
2	D	16	0A	C4-C5-N7	-2.49	106.80	109.40
2	D	21	0U	O4-C4-C5	-2.49	120.78	125.16
2	E	32	0G	O6-C6-C5	-2.48	119.53	124.37
2	D	22	0G	C5-C6-N1	2.47	118.32	113.95
2	E	26	0G	C8-N7-C5	2.47	107.69	102.99
2	E	3	0G	C5-C6-N1	2.47	118.31	113.95
2	E	22	0G	C5-C6-N1	2.46	118.30	113.95
2	E	12	0G	C8-N7-C5	2.46	107.67	102.99
2	D	32	0G	C5-C6-N1	2.46	118.29	113.95
2	D	1	0G	C8-N7-C5	2.45	107.65	102.99
2	E	9	0G	C8-N7-C5	2.45	107.65	102.99

Continued on next page...

Continued from previous page...

Mol	Chain	Res	Type	Atoms	Z	Observed(°)	Ideal(°)
2	E	6	0G	C5-C6-N1	2.45	118.27	113.95
2	D	11	0G	C8-N7-C5	2.43	107.62	102.99
2	E	35	0G	C8-N7-C5	2.41	107.59	102.99
2	D	3	0G	C5-C6-N1	2.41	118.21	113.95
2	D	6	0G	C8-N7-C5	2.41	107.58	102.99
2	E	27	0G	C5-C6-N1	2.40	118.19	113.95
2	E	23	0U	C1'-N1-C2	2.39	121.90	117.57
2	E	11	0G	C5-C6-N1	2.39	118.18	113.95
2	E	11	0G	C8-N7-C5	2.39	107.54	102.99
2	D	27	0G	O6-C6-C5	-2.39	119.71	124.37
2	D	12	0G	C5-C6-N1	2.37	118.14	113.95
2	E	25	0G	C8-N7-C5	2.37	107.51	102.99
2	D	18	0G	C5-C6-N1	2.37	118.14	113.95
2	E	5	0U	O4-C4-C5	-2.36	121.00	125.16
2	E	32	0G	C8-N7-C5	2.36	107.49	102.99
2	D	22	0G	C8-N7-C5	2.36	107.48	102.99
2	E	6	0G	C8-N7-C5	2.35	107.47	102.99
2	E	18	0G	C8-N7-C5	2.35	107.47	102.99
2	E	17	0G	C8-N7-C5	2.35	107.47	102.99
2	E	16	0A	C1'-N9-C4	-2.35	122.51	126.64
2	E	27	0G	C8-N7-C5	2.35	107.47	102.99
2	D	33	0A	C1'-N9-C4	-2.35	122.51	126.64
2	E	39	0G	C5-C6-N1	2.35	118.10	113.95
2	E	14	0DG	C5-C6-N1	2.35	118.09	113.95
2	D	29	0G	O6-C6-C5	-2.33	119.81	124.37
2	D	35	0G	C8-N7-C5	2.33	107.43	102.99
2	E	14	0DG	C8-N7-C5	2.33	107.42	102.99
2	E	39	0G	C8-N7-C5	2.33	107.42	102.99
2	E	8	0G	C5-C6-N1	2.33	118.06	113.95
2	E	9	0G	C5-C6-N1	2.33	118.06	113.95
2	D	18	0G	O6-C6-C5	-2.33	119.83	124.37
2	D	3	0G	O6-C6-C5	-2.32	119.84	124.37
2	D	25	0G	C5-C6-N1	2.32	118.05	113.95
2	E	35	0G	C5-C6-N1	2.32	118.04	113.95
2	D	5	0U	O2-C2-N1	-2.31	119.71	122.79
2	E	17	0G	C5-C6-N1	2.31	118.03	113.95
2	D	20	0U	O2-C2-N1	-2.29	119.74	122.79
2	D	19	0G	C5-C6-N1	2.29	117.99	113.95
2	E	32	0G	C5-C6-N1	2.29	117.99	113.95
2	D	9	0G	C8-N7-C5	2.28	107.34	102.99
2	D	3	0G	C8-N7-C5	2.28	107.33	102.99
2	D	17	0G	C8-N7-C5	2.28	107.33	102.99

Continued on next page...

Continued from previous page...

Mol	Chain	Res	Type	Atoms	Z	Observed(°)	Ideal(°)
2	D	26	0G	C5-C6-N1	2.27	117.95	113.95
2	D	26	0G	C8-N7-C5	2.26	107.30	102.99
2	D	35	0G	C5-C6-N1	2.25	117.93	113.95
2	E	29	0G	C5-C6-N1	2.25	117.92	113.95
2	D	21	0U	O2-C2-N1	-2.25	119.80	122.79
2	E	26	0G	C5-C6-N1	2.25	117.92	113.95
2	E	8	0G	O6-C6-C5	-2.25	119.99	124.37
2	D	14	0DG	C5-C6-N1	2.24	117.92	113.95
2	D	1	0G	C5-C6-N1	2.24	117.90	113.95
2	E	3	0G	O6-C6-C5	-2.23	120.01	124.37
2	D	39	0G	C8-N7-C5	2.23	107.24	102.99
2	D	25	0G	C8-N7-C5	2.23	107.23	102.99
2	D	35	0G	O6-C6-C5	-2.22	120.03	124.37
2	E	29	0G	C8-N7-C5	2.22	107.21	102.99
2	E	22	0G	O6-C6-C5	-2.22	120.04	124.37
2	D	22	0G	O6-C6-C5	-2.22	120.05	124.37
2	D	12	0G	C8-N7-C5	2.21	107.21	102.99
2	E	1	0G	C5-C6-N1	2.21	117.85	113.95
2	D	17	0G	C5-C6-N1	2.21	117.85	113.95
2	E	12	0G	C5-C6-N1	2.21	117.85	113.95
2	D	39	0G	C5-C6-N1	2.20	117.84	113.95
2	E	22	0G	C8-N7-C5	2.20	107.18	102.99
2	D	9	0G	O6-C6-C5	-2.18	120.12	124.37
2	E	4	0A	C2-N1-C6	2.17	122.47	118.75
2	E	8	0G	C8-N7-C5	2.17	107.13	102.99
2	E	19	0G	C8-N7-C5	2.17	107.12	102.99
2	D	14	0DG	C8-N7-C5	2.14	107.07	102.99
2	E	19	0G	C5-C6-N1	2.13	117.71	113.95
2	D	29	0G	C5-C6-N1	2.13	117.71	113.95
2	D	33	0A	C2-N1-C6	2.13	122.39	118.75
2	D	27	0G	C5-C6-N1	2.12	117.69	113.95
2	E	3	0G	C8-N7-C5	2.12	107.02	102.99
2	D	23	0U	O2-C2-N1	-2.12	119.97	122.79
2	D	11	0G	C5-C6-N1	2.11	117.67	113.95
2	D	4	0A	C4-C5-N7	-2.10	107.21	109.40
2	D	6	0G	C5-C6-N1	2.10	117.66	113.95
2	D	25	0G	O6-C6-C5	-2.09	120.29	124.37
2	D	17	0G	C3'-C2'-C1'	2.08	104.11	100.98
2	D	16	0A	C2-N1-C6	2.08	122.32	118.75
2	E	5	0U	O2-C2-N1	-2.07	120.03	122.79
2	E	18	0G	C5-C6-N1	2.07	117.61	113.95
2	D	18	0G	C8-N7-C5	2.06	106.92	102.99

Continued on next page...

Continued from previous page...

Mol	Chain	Res	Type	Atoms	Z	Observed(°)	Ideal(°)
2	E	4	0A	N6-C6-N1	2.05	122.82	118.57
2	D	6	0G	O6-C6-C5	-2.03	120.41	124.37
2	D	8	0G	C8-N7-C5	2.03	106.85	102.99
2	E	18	0G	O6-C6-C5	-2.03	120.41	124.37
2	D	4	0A	C1'-N9-C4	-2.02	123.09	126.64

There are no chirality outliers.

All (18) torsion outliers are listed below:

Mol	Chain	Res	Type	Atoms
2	E	23	0U	O4'-C1'-N1-C2
2	E	19	0G	O4'-C4'-C5'-O5'
2	E	19	0G	C3'-C4'-C5'-O5'
2	E	25	0G	C3'-C4'-C5'-O5'
2	E	23	0U	O4'-C1'-N1-C6
2	D	23	0U	C2'-C1'-N1-C6
2	D	32	0G	C4'-C5'-O5'-P
2	D	20	0U	C2'-C1'-N1-C6
2	D	23	0U	O4'-C1'-N1-C6
2	E	32	0G	C4'-C5'-O5'-P
2	D	18	0G	C3'-C4'-C5'-O5'
2	D	20	0U	O4'-C1'-N1-C6
2	D	23	0U	O4'-C1'-N1-C2
2	D	13	0U	O4'-C4'-C5'-O5'
2	E	25	0G	O4'-C4'-C5'-O5'
2	D	23	0U	C2'-C1'-N1-C2
2	D	20	0U	O4'-C1'-N1-C2
2	D	20	0U	C2'-C1'-N1-C2

There are no ring outliers.

9 monomers are involved in 8 short contacts:

Mol	Chain	Res	Type	Clashes	Symm-Clashes
2	D	27	0G	1	0
2	E	33	0A	1	0
2	E	32	0G	1	0
2	D	39	0G	2	0
2	D	38	0DC	2	0
2	E	6	0G	1	0
2	D	8	0G	1	0
2	E	38	0DC	1	0

Continued on next page...

Continued from previous page...

Mol	Chain	Res	Type	Clashes	Symm-Clashes
2	E	39	0G	1	0

5.5 Carbohydrates [i](#)

There are no oligosaccharides in this entry.

5.6 Ligand geometry [i](#)

Of 14 ligands modelled in this entry, 8 are monoatomic - leaving 6 for Mogul analysis.

In the following table, the Counts columns list the number of bonds (or angles) for which Mogul statistics could be retrieved, the number of bonds (or angles) that are observed in the model and the number of bonds (or angles) that are defined in the Chemical Component Dictionary. The Link column lists molecule types, if any, to which the group is linked. The Z score for a bond length (or angle) is the number of standard deviations the observed value is removed from the expected value. A bond length (or angle) with $|Z| > 2$ is considered an outlier worth inspection. RMSZ is the root-mean-square of all Z scores of the bond lengths (or angles).

Mol	Type	Chain	Res	Link	Bond lengths			Bond angles		
					Counts	RMSZ	$\# Z > 2$	Counts	RMSZ	$\# Z > 2$
3	ACT	B	802	-	3,3,3	0.77	0	3,3,3	1.22	0
3	ACT	A	801	-	3,3,3	0.74	0	3,3,3	1.38	0
3	ACT	E	104	-	3,3,3	0.77	0	3,3,3	1.41	0
3	ACT	B	801	-	3,3,3	0.79	0	3,3,3	1.40	0
3	ACT	D	104	-	3,3,3	0.74	0	3,3,3	1.29	0
3	ACT	C	801	-	3,3,3	0.75	0	3,3,3	1.31	0

There are no bond length outliers.

There are no bond angle outliers.

There are no chirality outliers.

There are no torsion outliers.

There are no ring outliers.

1 monomer is involved in 1 short contact:

Mol	Chain	Res	Type	Clashes	Symm-Clashes
3	B	801	ACT	1	0

5.7 Other polymers [i](#)

There are no such residues in this entry.

5.8 Polymer linkage issues [i](#)

There are no chain breaks in this entry.

6 Fit of model and data

6.1 Protein, DNA and RNA chains

In the following table, the column labelled ‘#RSRZ > 2’ contains the number (and percentage) of RSRZ outliers, followed by percent RSRZ outliers for the chain as percentile scores relative to all X-ray entries and entries of similar resolution. The OWAB column contains the minimum, median, 95th percentile and maximum values of the occupancy-weighted average B-factor per residue. The column labelled ‘Q < 0.9’ lists the number of (and percentage) of residues with an average occupancy less than 0.9.

Mol	Chain	Analysed	<RSRZ>	#RSRZ>2	OWAB(Å ²)	Q<0.9
1	A	69/79 (87%)	-0.00	3 (4%) 40 37	12, 26, 58, 71	5 (7%)
1	B	67/79 (84%)	0.23	6 (8%) 17 14	10, 28, 58, 83	3 (4%)
1	C	74/79 (93%)	0.64	7 (9%) 15 13	16, 42, 73, 90	2 (2%)
2	D	0/40	-	-	-	-
2	E	0/40	-	-	-	-
All	All	210/317 (66%)	0.30	16 (7%) 21 19	10, 31, 67, 90	10 (4%)

All (16) RSRZ outliers are listed below:

Mol	Chain	Res	Type	RSRZ
1	B	681	HIS	5.0
1	B	747	PRO	4.3
1	C	748	HIS	4.0
1	C	750	PRO	3.6
1	C	749	LYS	2.9
1	A	678	ALA	2.8
1	C	747	PRO	2.7
1	B	746	SER	2.6
1	C	712	TYR	2.6
1	A	680	LEU	2.4
1	B	711	PHE	2.3
1	B	682	LEU	2.3
1	B	712	TYR	2.3
1	C	680	LEU	2.3
1	A	746	SER	2.1
1	C	744	LYS	2.0

6.2 Non-standard residues in protein, DNA, RNA chains [i](#)

In the following table, the Atoms column lists the number of modelled atoms in the group and the number defined in the chemical component dictionary. The B-factors column lists the minimum, median, 95th percentile and maximum values of B factors of atoms in the group. The column labelled 'Q< 0.9' lists the number of atoms with occupancy less than 0.9.

Mol	Type	Chain	Res	Atoms	RSCC	RSR	B-factors(Å ²)	Q<0.9
2	0U	D	20	20/21	0.90	0.12	44,60,81,85	0
2	0U	E	23	20/21	0.91	0.11	56,70,90,94	0
2	0U	E	24	20/21	0.91	0.10	41,51,73,73	0
2	0U	D	23	20/21	0.93	0.13	43,66,82,82	0
2	0G	E	25	23/24	0.93	0.09	32,38,59,61	0
2	0G	E	19	23/24	0.94	0.08	31,39,46,50	0
2	0U	E	13	20/21	0.94	0.09	37,41,52,53	0
2	0A	E	16	22/23	0.94	0.10	33,40,46,52	0
2	0G	E	27	23/24	0.94	0.09	26,31,46,49	0
2	0G	D	19	23/24	0.95	0.08	25,36,48,51	0
2	0G	E	12	23/24	0.95	0.09	35,48,55,56	0
2	0G	E	1	20/24	0.95	0.09	28,32,43,47	0
2	0U	D	21	20/21	0.95	0.08	27,37,53,53	0
2	0U	E	21	20/21	0.95	0.07	31,37,45,45	0
2	0G	E	22	23/24	0.95	0.07	30,38,46,49	0
2	0DG	E	14	22/23	0.95	0.07	32,44,48,50	0
2	0C	D	2	20/21	0.95	0.09	25,28,37,40	0
2	0U	D	24	20/21	0.95	0.08	31,36,57,58	0
2	0G	D	17	23/24	0.95	0.08	20,28,39,42	0
2	0G	D	25	23/24	0.95	0.08	22,29,48,51	0
2	0G	E	17	23/24	0.95	0.07	27,32,47,52	0
2	0G	E	26	23/24	0.95	0.08	26,33,43,49	0
2	0G	D	18	23/24	0.95	0.08	22,30,44,46	0
2	0DC	D	38	19/20	0.95	0.09	26,35,43,44	0
2	0G	D	22	23/24	0.96	0.07	22,32,43,46	0
2	0U	E	10	20/21	0.96	0.07	31,41,51,53	0
2	0G	E	11	23/24	0.96	0.07	28,38,46,49	0
2	0G	D	1	20/24	0.96	0.09	27,32,42,42	0
2	0G	E	18	23/24	0.96	0.07	28,33,45,49	0
2	0C	E	2	20/21	0.96	0.07	24,28,35,38	0
2	0G	D	9	23/24	0.96	0.06	20,25,28,31	0
2	0DA	E	15	21/22	0.96	0.07	29,36,52,59	0
2	0U	E	20	20/21	0.96	0.08	45,51,60,63	0
2	0A	D	16	22/23	0.96	0.07	23,29,34,38	0
2	0C	E	34	20/21	0.96	0.07	26,33,41,42	0
2	0G	E	35	23/24	0.96	0.06	25,34,38,45	0
2	0C	E	36	20/21	0.96	0.06	25,31,40,46	0

Continued on next page...

Continued from previous page...

Mol	Type	Chain	Res	Atoms	RSCC	RSR	B-factors(\AA^2)	Q<0.9
2	0G	E	9	23/24	0.96	0.07	33,42,49,55	0
2	0DC	E	38	19/20	0.96	0.07	25,28,34,34	0
2	0G	D	39	23/24	0.96	0.07	23,28,38,40	0
2	0C	E	31	20/21	0.97	0.07	21,27,42,45	0
2	0A	E	4	22/23	0.97	0.07	20,25,27,28	0
2	0U	D	10	20/21	0.97	0.06	19,23,30,31	0
2	0G	D	8	23/24	0.97	0.05	16,19,28,29	0
2	0A	D	37	22/23	0.97	0.06	19,24,31,34	0
2	0A	E	37	22/23	0.97	0.06	22,29,34,40	0
2	0G	E	8	23/24	0.97	0.07	22,31,38,39	0
2	0G	D	3	23/24	0.97	0.06	22,24,29,35	0
2	0G	E	29	23/24	0.97	0.06	26,33,36,41	0
2	0C	D	40	20/21	0.97	0.08	28,31,38,40	0
2	0C	E	40	20/21	0.97	0.07	24,28,31,35	0
2	0DG	D	14	22/23	0.98	0.05	19,24,30,31	0
2	0G	D	32	23/24	0.98	0.05	15,17,21,21	0
2	0G	E	32	23/24	0.98	0.07	21,26,27,28	0
2	0A	D	33	22/23	0.98	0.04	14,18,20,23	0
2	0A	E	33	22/23	0.98	0.06	24,28,32,36	0
2	0C	D	34	20/21	0.98	0.05	18,22,27,27	0
2	0G	E	3	23/24	0.98	0.05	20,24,28,33	0
2	0G	D	35	23/24	0.98	0.05	19,21,28,29	0
2	0DA	D	15	21/22	0.98	0.06	18,22,29,30	0
2	0C	D	36	20/21	0.98	0.05	17,25,29,32	0
2	0G	D	11	23/24	0.98	0.04	15,19,26,27	0
2	0U	D	5	20/21	0.98	0.05	16,18,20,21	0
2	0G	D	12	23/24	0.98	0.05	17,21,25,28	0
2	0G	D	26	23/24	0.98	0.05	18,22,32,35	0
2	0G	E	6	23/24	0.98	0.05	21,24,26,29	0
2	0G	D	27	23/24	0.98	0.06	18,21,25,27	0
2	0G	E	39	23/24	0.98	0.06	22,26,30,32	0
2	0U	D	13	20/21	0.98	0.06	19,24,29,30	0
2	0A	D	4	22/23	0.98	0.05	16,21,24,24	0
2	0C	D	31	20/21	0.99	0.04	13,15,17,18	0
2	0U	E	5	20/21	0.99	0.04	19,21,23,23	0
2	0G	D	29	23/24	0.99	0.04	13,18,20,23	0
2	0G	D	6	23/24	0.99	0.05	13,17,18,20	0

6.3 Carbohydrates i

There are no monosaccharides in this entry.

6.4 Ligands [i](#)

In the following table, the Atoms column lists the number of modelled atoms in the group and the number defined in the chemical component dictionary. The B-factors column lists the minimum, median, 95th percentile and maximum values of B factors of atoms in the group. The column labelled 'Q<0.9' lists the number of atoms with occupancy less than 0.9.

Mol	Type	Chain	Res	Atoms	RSCC	RSR	B-factors(Å ²)	Q<0.9
3	ACT	E	104	4/4	0.72	0.20	53,56,57,60	0
3	ACT	C	801	4/4	0.79	0.17	59,61,61,63	0
3	ACT	A	801	4/4	0.84	0.19	58,60,60,61	0
3	ACT	B	802	4/4	0.88	0.16	48,51,52,53	0
3	ACT	B	801	4/4	0.89	0.18	36,37,39,51	0
3	ACT	D	104	4/4	0.91	0.21	57,59,60,63	0
4	CA	C	802	1/1	0.98	0.07	20,20,20,20	0
4	CA	D	102	1/1	0.98	0.08	25,25,25,25	1
4	CA	E	101	1/1	0.98	0.06	24,24,24,24	0
4	CA	E	102	1/1	0.98	0.07	27,27,27,27	0
5	MG	E	103	1/1	0.98	0.03	19,19,19,19	0
4	CA	D	101	1/1	0.99	0.03	23,23,23,23	0
5	MG	D	103	1/1	1.00	0.01	17,17,17,17	0
4	CA	A	802	1/1	1.00	0.03	15,15,15,15	0

6.5 Other polymers [i](#)

There are no such residues in this entry.