



Full wwPDB X-ray Structure Validation Report ⓘ

Oct 30, 2024 – 06:14 AM EDT

PDB ID : 4V8G
Title : Crystal structure of RMF bound to the 70S ribosome.
Authors : Polikanov, Y.S.; Blaha, G.M.; Steitz, T.A.
Deposited on : 2011-12-11
Resolution : 3.00 Å(reported)

This is a Full wwPDB X-ray Structure Validation Report for a publicly released PDB entry.

We welcome your comments at validation@mail.wwpdb.org

A user guide is available at

<https://www.wwpdb.org/validation/2017/XrayValidationReportHelp>

with specific help available everywhere you see the ⓘ symbol.

The types of validation reports are described at

<http://www.wwpdb.org/validation/2017/FAQs#types>.

The following versions of software and data (see [references ⓘ](#)) were used in the production of this report:

MolProbity : 4.02b-467
Xtrriage (Phenix) : 1.20.1
EDS : 3.0
Percentile statistics : 20231227.v01 (using entries in the PDB archive December 27th 2023)
CCP4 : 9.0.003 (Gargrove)
Density-Fitness : 1.0.11
Ideal geometry (proteins) : Engh & Huber (2001)
Ideal geometry (DNA, RNA) : Parkinson et al. (1996)
Validation Pipeline (wwPDB-VP) : 2.39

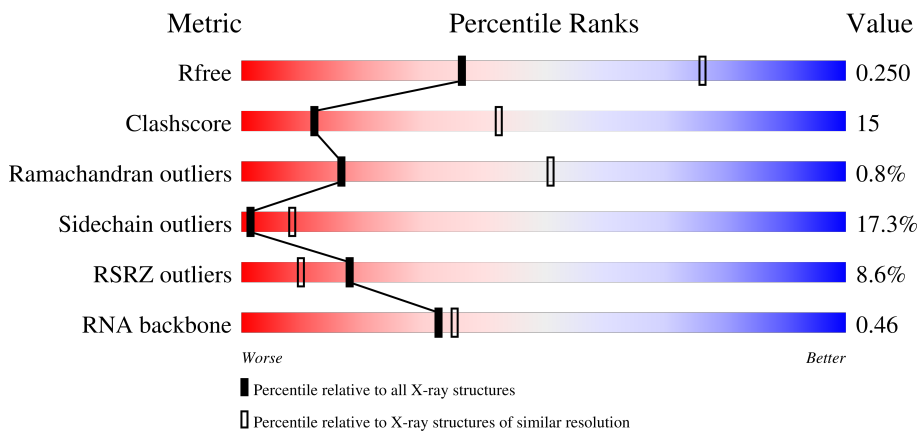
1 Overall quality at a glance i

The following experimental techniques were used to determine the structure:

X-RAY DIFFRACTION

The reported resolution of this entry is 3.00 Å.

Percentile scores (ranging between 0-100) for global validation metrics of the entry are shown in the following graphic. The table shows the number of entries on which the scores are based.



Metric	Whole archive (#Entries)	Similar resolution (#Entries, resolution range(Å))
R_{free}	164625	2511 (3.00-3.00)
Clashscore	180529	2866 (3.00-3.00)
Ramachandran outliers	177936	2778 (3.00-3.00)
Sidechain outliers	177891	2781 (3.00-3.00)
RSRZ outliers	164620	2523 (3.00-3.00)
RNA backbone	3690	1019 (3.20-2.80)

The table below summarises the geometric issues observed across the polymeric chains and their fit to the electron density. The red, orange, yellow and green segments of the lower bar indicate the fraction of residues that contain outliers for ≥ 3 , 2, 1 and 0 types of geometric quality criteria respectively. A grey segment represents the fraction of residues that are not modelled. The numeric value for each fraction is indicated below the corresponding segment, with a dot representing fractions $\leq 5\%$. The upper red bar (where present) indicates the fraction of residues that have poor fit to the electron density. The numeric value is given above the bar.

Mol	Chain	Length	Quality of chain
1	AA	1522	<div style="display: flex; align-items: center;"> <div style="width: 15%; height: 10px; background-color: red; margin-right: 5px;"></div> <div style="width: 28%; height: 10px; background-color: green; margin-right: 5px;"></div> <div style="width: 42%; height: 10px; background-color: yellow; margin-right: 5px;"></div> <div style="width: 22%; height: 10px; background-color: orange; margin-right: 5px;"></div> <div style="width: 7%; height: 10px; background-color: red; margin-right: 5px;"></div> <div style="width: 1%; height: 10px; background-color: grey; margin-right: 5px;"></div> </div> <p style="margin-left: 15px;">15% 28% 42% 22% 7% .</p>
1	CA	1522	<div style="display: flex; align-items: center;"> <div style="width: 8%; height: 10px; background-color: red; margin-right: 5px;"></div> <div style="width: 30%; height: 10px; background-color: green; margin-right: 5px;"></div> <div style="width: 44%; height: 10px; background-color: yellow; margin-right: 5px;"></div> <div style="width: 20%; height: 10px; background-color: orange; margin-right: 5px;"></div> <div style="width: 1%; height: 10px; background-color: red; margin-right: 5px;"></div> <div style="width: 1%; height: 10px; background-color: grey; margin-right: 5px;"></div> </div> <p style="margin-left: 15px;">8% 30% 44% 20% . .</p>
2	AB	256	<div style="display: flex; align-items: center;"> <div style="width: 12%; height: 10px; background-color: red; margin-right: 5px;"></div> <div style="width: 39%; height: 10px; background-color: green; margin-right: 5px;"></div> <div style="width: 41%; height: 10px; background-color: yellow; margin-right: 5px;"></div> <div style="width: 9%; height: 10px; background-color: orange; margin-right: 5px;"></div> <div style="width: 11%; height: 10px; background-color: grey; margin-right: 5px;"></div> </div> <p style="margin-left: 15px;">12% 39% 41% 9% 11%</p>
2	CB	256	<div style="display: flex; align-items: center;"> <div style="width: 12%; height: 10px; background-color: red; margin-right: 5px;"></div> <div style="width: 39%; height: 10px; background-color: green; margin-right: 5px;"></div> <div style="width: 40%; height: 10px; background-color: yellow; margin-right: 5px;"></div> <div style="width: 11%; height: 10px; background-color: orange; margin-right: 5px;"></div> <div style="width: 11%; height: 10px; background-color: grey; margin-right: 5px;"></div> </div> <p style="margin-left: 15px;">12% 39% 40% 11% 11%</p>

Continued on next page...

Continued from previous page...

Mol	Chain	Length	Quality of chain
3	AC	239	
3	CC	239	
4	AD	209	
4	CD	209	
5	AE	162	
5	CE	162	
6	AF	101	
6	CF	101	
7	AG	156	
7	CG	156	
8	AH	138	
8	CH	138	
9	AI	128	
9	CI	128	
10	AJ	105	
10	CJ	105	
11	AK	129	
11	CK	129	
12	AL	132	
12	CL	132	
13	AM	126	
13	CM	126	
14	AN	61	
14	CN	61	
15	AO	89	



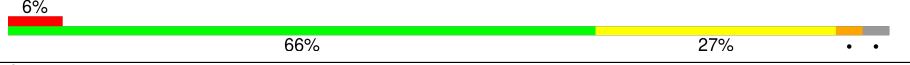

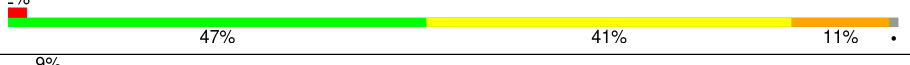
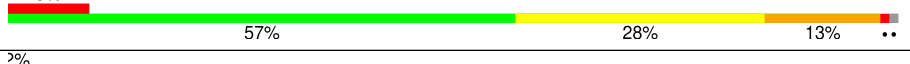
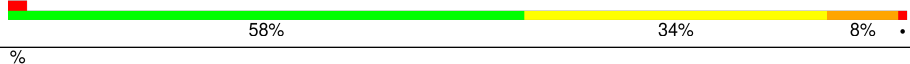

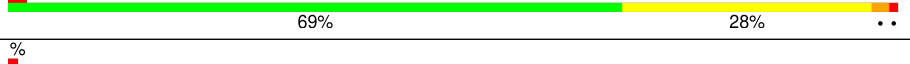



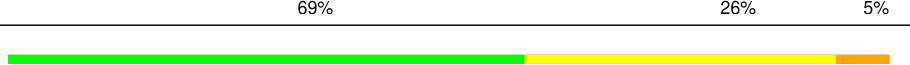
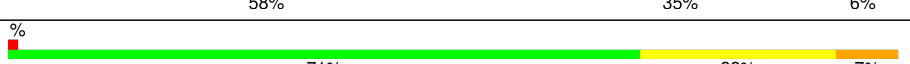

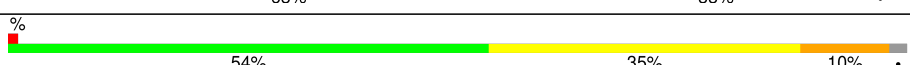


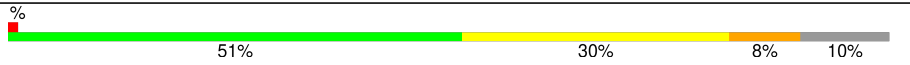


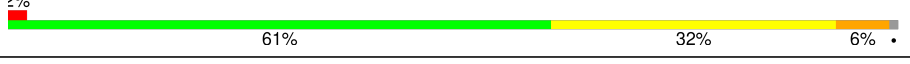
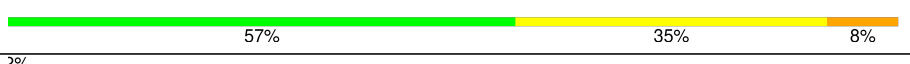


Continued on next page...

Continued from previous page...

Mol	Chain	Length	Quality of chain
15	CO	89	4% 52% 43% • •
16	AP	88	24% 43% 40% 10% 7%
16	CP	88	19% 48% 32% 13% • 7%
17	AQ	105	10% 61% 30% • 6%
17	CQ	105	7% 56% 35% • 6%
18	AR	88	6% 42% 32% • 23%
18	CR	88	2% 44% 28% 5% 23%
19	AS	93	41% 41% 32% 13% • 13%
19	CS	93	16% 51% 30% 5% • 13%
20	AT	106	26% 42% 43% 5% • 8%
20	CT	106	21% 50% 35% 6% • 8%
21	AU	27	78% 26% 37% 22% 15%
21	CU	27	59% 48% 30% 7% 15%
22	AV	61	7% 57% 28% • 13%
22	CV	61	10% 51% 23% 11% • 13%
23	BA	2915	2% 33% 40% 18% 5% •
23	DA	2915	2% 38% 39% 17% • •
24	BB	122	29% 49% 17% • •
24	DB	122	2% 38% 45% 15% • •
25	BD	276	2% 63% 31% 5%
25	DD	276	% 62% 30% 7%
26	BE	206	% 67% 25% 5% • •
26	DE	206	% 63% 27% 8% • •
27	BF	210	62% 28% 7% •
27	DF	210	2% 56% 34% 6% •

Continued on next page...

Continued from previous page...

Mol	Chain	Length	Quality of chain
28	BG	182	
28	DG	182	
29	BH	180	
29	DH	180	
30	BI	148	
30	DI	148	
31	BN	140	
31	DN	140	
32	BO	122	
32	DO	122	
33	BP	150	
33	DP	150	
34	BQ	141	
34	DQ	141	
35	BR	118	
35	DR	118	
36	BS	112	
36	DS	112	
37	BT	146	
37	DT	146	
38	BU	118	
38	DU	118	
39	BV	101	
39	DV	101	
40	BW	113	

Continued on next page...

Continued from previous page...

Mol	Chain	Length	Quality of chain
40	DW	113	69% 27% 4% 2%
41	BX	96	73% 23% 4% 2%
41	DX	96	72% 25% 3% 2%
42	BY	110	54% 39% 5% 2%
42	DY	110	57% 34% 7% 2%
43	BZ	206	60% 31% 4% 2%
43	DZ	206	59% 31% 3% 2%
44	B0	85	60% 26% 11%
44	D0	85	51% 35% 11%
45	B1	98	64% 28% 3% 2%
45	D1	98	65% 23% 5% 2%
46	B2	72	57% 38% 3% 2%
46	D2	72	54% 39% 12% 2%
47	B3	60	72% 22% 2% 2%
47	D3	60	65% 27% 3% 2%
48	B4	71	30% 24% 8% 35%
48	D4	71	30% 23% 11% 35%
49	B5	60	70% 25% 2% 2%
49	D5	60	70% 23% 5% 2%
50	B6	54	46% 37% 8% 2%
50	D6	54	44% 37% 4% 17%
51	B7	49	59% 31% 8% 2%
51	D7	49	59% 35% 4% 2%
52	B8	65	55% 34% 9% 2%
52	D8	65	51% 40% 2% 6%

Continued on next page...

Continued from previous page...

Mol	Chain	Length	Quality of chain
53	B9	37	
53	D9	37	

The following table lists non-polymeric compounds, carbohydrate monomers and non-standard residues in protein, DNA, RNA chains that are outliers for geometric or electron-density-fit criteria:

Mol	Type	Chain	Res	Chirality	Geometry	Clashes	Electron density
54	MG	AA	1620	-	-	-	X
54	MG	AA	1632	-	-	-	X
54	MG	AA	1641	-	-	-	X
54	MG	AA	1643	-	-	-	X
54	MG	AA	1661	-	-	-	X
54	MG	AA	1672	-	-	-	X
54	MG	AA	1676	-	-	-	X
54	MG	BA	3256	-	-	-	X
54	MG	CA	1610	-	-	-	X
54	MG	CA	1623	-	-	-	X
54	MG	CA	1624	-	-	-	X
54	MG	CA	1631	-	-	-	X
54	MG	DA	3206	-	-	-	X

2 Entry composition [i](#)

There are 56 unique types of molecules in this entry. The entry contains 283930 atoms, of which 0 are hydrogens and 0 are deuteriums.

In the tables below, the ZeroOcc column contains the number of atoms modelled with zero occupancy, the AltConf column contains the number of residues with at least one atom in alternate conformation and the Trace column contains the number of residues modelled with at most 2 atoms.

- Molecule 1 is a RNA chain called 16S Ribosomal RNA.

Mol	Chain	Residues	Atoms					ZeroOcc	AltConf	Trace
			Total	C	N	O	P			
1	AA	1505	Total 32353	C 14399	N 5995	O 10454	P 1505	0	0	0
1	CA	1501	Total 32270	C 14362	N 5983	O 10424	P 1501	0	0	0

- Molecule 2 is a protein called 30S Ribosomal Protein S2.

Mol	Chain	Residues	Atoms					ZeroOcc	AltConf	Trace
			Total	C	N	O	S			
2	AB	229	Total 1775	C 1132	N 318	O 320	S 5	0	0	0
2	CB	229	Total 1775	C 1132	N 318	O 320	S 5	0	0	0

- Molecule 3 is a protein called 30S Ribosomal Protein S3.

Mol	Chain	Residues	Atoms					ZeroOcc	AltConf	Trace
			Total	C	N	O	S			
3	AC	206	Total 1450	C 906	N 279	O 264	S 1	0	0	0
3	CC	206	Total 1450	C 906	N 279	O 264	S 1	0	0	0

- Molecule 4 is a protein called 30S Ribosomal Protein S4.

Mol	Chain	Residues	Atoms					ZeroOcc	AltConf	Trace
			Total	C	N	O	S			
4	AD	208	Total 1526	C 963	N 283	O 274	S 6	0	0	0
4	CD	208	Total 1526	C 963	N 283	O 274	S 6	0	0	0

- Molecule 5 is a protein called 30S Ribosomal Protein S5.

Mol	Chain	Residues	Atoms					ZeroOcc	AltConf	Trace
5	AE	148	Total	C	N	O	S	0	0	0
			1105	699	204	198	4			
5	CE	148	Total	C	N	O	S	0	0	0
			1105	699	204	198	4			

- Molecule 6 is a protein called 30S Ribosomal Protein S6.

Mol	Chain	Residues	Atoms					ZeroOcc	AltConf	Trace
6	AF	100	Total	C	N	O	S	0	0	0
			777	493	137	144	3			
6	CF	100	Total	C	N	O	S	0	0	0
			777	493	137	144	3			

- Molecule 7 is a protein called 30S Ribosomal Protein S7.

Mol	Chain	Residues	Atoms					ZeroOcc	AltConf	Trace
7	AG	155	Total	C	N	O	S	0	0	0
			1164	726	224	208	6			
7	CG	155	Total	C	N	O	S	0	0	0
			1164	726	224	208	6			

- Molecule 8 is a protein called 30S Ribosomal Protein S8.

Mol	Chain	Residues	Atoms					ZeroOcc	AltConf	Trace
8	AH	138	Total	C	N	O	S	0	0	0
			1045	665	188	190	2			
8	CH	138	Total	C	N	O	S	0	0	0
			1045	665	188	190	2			

- Molecule 9 is a protein called 30S Ribosomal Protein S9.

Mol	Chain	Residues	Atoms				ZeroOcc	AltConf	Trace
9	AI	125	Total	C	N	O	0	0	0
			852	533	163	156			
9	CI	125	Total	C	N	O	0	0	0
			852	533	163	156			

- Molecule 10 is a protein called 30S Ribosomal Protein S10.

Mol	Chain	Residues	Atoms				ZeroOcc	AltConf	Trace
10	AJ	96	Total	C	N	O	0	0	0
			663	410	132	121			

Continued on next page...

Continued from previous page...

Mol	Chain	Residues	Atoms				ZeroOcc	AltConf	Trace
			Total	C	N	O			
10	CJ	96	663	410	132	121	0	0	0

- Molecule 11 is a protein called 30S Ribosomal Protein S11.

Mol	Chain	Residues	Atoms					ZeroOcc	AltConf	Trace
			Total	C	N	O	S			
11	AK	114	828	516	155	154	3	0	0	0
11	CK	114	828	516	155	154	3	0	0	0

- Molecule 12 is a protein called 30S Ribosomal Protein S12.

Mol	Chain	Residues	Atoms					ZeroOcc	AltConf	Trace
			Total	C	N	O	S			
12	AL	122	905	567	178	159	1	0	0	0
12	CL	122	905	567	178	159	1	0	0	0

- Molecule 13 is a protein called 30S Ribosomal Protein S13.

Mol	Chain	Residues	Atoms					ZeroOcc	AltConf	Trace
			Total	C	N	O	S			
13	AM	114	804	497	164	142	1	0	0	0
13	CM	114	804	497	164	142	1	0	0	0

- Molecule 14 is a protein called 30S Ribosomal Protein S14.

Mol	Chain	Residues	Atoms					ZeroOcc	AltConf	Trace
			Total	C	N	O	S			
14	AN	60	478	303	99	72	4	0	0	0
14	CN	60	478	303	99	72	4	0	0	0

- Molecule 15 is a protein called 30S Ribosomal Protein S15.

Mol	Chain	Residues	Atoms					ZeroOcc	AltConf	Trace
			Total	C	N	O	S			
15	AO	88	724	453	143	126	2	0	0	0
15	CO	88	724	453	143	126	2	0	0	0

- Molecule 16 is a protein called 30S Ribosomal Protein S16.

Mol	Chain	Residues	Atoms					ZeroOcc	AltConf	Trace
			Total	C	N	O	S			
16	AP	82	Total 651	C 416	N 123	O 111	S 1	0	0	0
16	CP	82	Total 651	C 416	N 123	O 111	S 1	0	0	0

- Molecule 17 is a protein called 30S Ribosomal Protein S17.

Mol	Chain	Residues	Atoms					ZeroOcc	AltConf	Trace
			Total	C	N	O	S			
17	AQ	99	Total 823	C 528	N 151	O 142	S 2	0	0	0
17	CQ	99	Total 823	C 528	N 151	O 142	S 2	0	0	0

- Molecule 18 is a protein called 30S Ribosomal Protein S18.

Mol	Chain	Residues	Atoms				ZeroOcc	AltConf	Trace
			Total	C	N	O			
18	AR	68	Total 514	C 329	N 98	O 87	0	0	0
18	CR	68	Total 514	C 329	N 98	O 87	0	0	0

- Molecule 19 is a protein called 30S Ribosomal Protein S19.

Mol	Chain	Residues	Atoms					ZeroOcc	AltConf	Trace
			Total	C	N	O	S			
19	AS	81	Total 560	C 351	N 108	O 99	S 2	0	0	0
19	CS	81	Total 560	C 351	N 108	O 99	S 2	0	0	0

- Molecule 20 is a protein called 30S Ribosomal Protein S20.

Mol	Chain	Residues	Atoms					ZeroOcc	AltConf	Trace
			Total	C	N	O	S			
20	AT	97	Total 713	C 438	N 152	O 121	S 2	0	0	0
20	CT	97	Total 713	C 438	N 152	O 121	S 2	0	0	0

- Molecule 21 is a protein called 30S Ribosomal Protein THX.

Mol	Chain	Residues	Atoms				ZeroOcc	AltConf	Trace
			Total	C	N	O			
21	AU	23	199	122	48	29	0	0	0
21	CU	23	199	122	48	29	0	0	0

- Molecule 22 is a protein called Ribosome modulation factor.

Mol	Chain	Residues	Atoms					ZeroOcc	AltConf	Trace
			Total	C	N	O	S			
22	AV	53	333	204	66	61	2	0	0	0
22	CV	53	353	218	67	66	2	0	0	0

There are 12 discrepancies between the modelled and reference sequences:

Chain	Residue	Modelled	Actual	Comment	Reference
AV	56	HIS	-	expression tag	UNP P0AFW2
AV	57	HIS	-	expression tag	UNP P0AFW2
AV	58	HIS	-	expression tag	UNP P0AFW2
AV	59	HIS	-	expression tag	UNP P0AFW2
AV	60	HIS	-	expression tag	UNP P0AFW2
AV	61	HIS	-	expression tag	UNP P0AFW2
CV	56	HIS	-	expression tag	UNP P0AFW2
CV	57	HIS	-	expression tag	UNP P0AFW2
CV	58	HIS	-	expression tag	UNP P0AFW2
CV	59	HIS	-	expression tag	UNP P0AFW2
CV	60	HIS	-	expression tag	UNP P0AFW2
CV	61	HIS	-	expression tag	UNP P0AFW2

- Molecule 23 is a RNA chain called 23S Ribosomal RNA.

Mol	Chain	Residues	Atoms					ZeroOcc	AltConf	Trace
			Total	C	N	O	P			
23	BA	2809	60512	26930	11328	19446	2808	0	0	0
23	DA	2814	60620	26978	11348	19481	2813	0	0	0

- Molecule 24 is a RNA chain called 5S Ribosomal RNA.

Mol	Chain	Residues	Atoms					ZeroOcc	AltConf	Trace
			Total	C	N	O	P			
24	BB	120	2573	1146	476	832	119	0	0	0

Continued on next page...

Continued from previous page...

Mol	Chain	Residues	Atoms					ZeroOcc	AltConf	Trace
			Total	C	N	O	P			
24	DB	120	2573	1146	476	832	119	0	0	0

- Molecule 25 is a protein called 50S Ribosomal Protein L2.

Mol	Chain	Residues	Atoms					ZeroOcc	AltConf	Trace
			Total	C	N	O	S			
25	BD	275	2136	1349	423	361	3	0	0	0
25	DD	275	2136	1349	423	361	3	0	0	0

- Molecule 26 is a protein called 50S Ribosomal Protein L3.

Mol	Chain	Residues	Atoms					ZeroOcc	AltConf	Trace
			Total	C	N	O	S			
26	BE	204	1555	982	297	270	6	0	0	0
26	DE	204	1555	982	297	270	6	0	0	0

- Molecule 27 is a protein called 50S Ribosomal Protein L4.

Mol	Chain	Residues	Atoms					ZeroOcc	AltConf	Trace
			Total	C	N	O	S			
27	BF	203	1580	1007	298	273	2	0	0	1
27	DF	203	1580	1007	298	273	2	0	0	1

- Molecule 28 is a protein called 50S Ribosomal Protein L5.

Mol	Chain	Residues	Atoms					ZeroOcc	AltConf	Trace
			Total	C	N	O	S			
28	BG	181	1368	879	242	244	3	0	0	0
28	DG	181	1368	879	242	244	3	0	0	0

- Molecule 29 is a protein called 50S Ribosomal Protein L6.

Mol	Chain	Residues	Atoms					ZeroOcc	AltConf	Trace
			Total	C	N	O	S			
29	BH	174	1317	837	243	236	1	0	0	0
29	DH	174	1317	837	243	236	1	0	0	0

- Molecule 30 is a protein called 50S Ribosomal Protein L9.

Mol	Chain	Residues	Atoms					ZeroOcc	AltConf	Trace
			Total	C	N	O	S			
30	BI	146	Total 1040	C 669	N 180	O 190	S 1	0	0	0
30	DI	146	Total 1038	C 668	N 180	O 189	S 1	0	0	0

- Molecule 31 is a protein called 50S Ribosomal Protein L13.

Mol	Chain	Residues	Atoms					ZeroOcc	AltConf	Trace
			Total	C	N	O	S			
31	BN	140	Total 1112	C 717	N 207	O 184	S 4	0	0	0
31	DN	140	Total 1112	C 717	N 207	O 184	S 4	0	0	0

- Molecule 32 is a protein called 50S Ribosomal Protein L14.

Mol	Chain	Residues	Atoms					ZeroOcc	AltConf	Trace
			Total	C	N	O	S			
32	BO	122	Total 923	C 583	N 168	O 168	S 4	0	0	0
32	DO	122	Total 923	C 583	N 168	O 168	S 4	0	0	0

- Molecule 33 is a protein called 50S Ribosomal Protein L15.

Mol	Chain	Residues	Atoms					ZeroOcc	AltConf	Trace
			Total	C	N	O	S			
33	BP	149	Total 1131	C 703	N 229	O 196	S 3	0	0	0
33	DP	149	Total 1131	C 703	N 229	O 196	S 3	0	0	0

- Molecule 34 is a protein called 50S Ribosomal Protein L16.

Mol	Chain	Residues	Atoms					ZeroOcc	AltConf	Trace
			Total	C	N	O	S			
34	BQ	141	Total 1122	C 715	N 212	O 188	S 7	0	0	0
34	DQ	141	Total 1122	C 715	N 212	O 188	S 7	0	0	0

- Molecule 35 is a protein called 50S Ribosomal Protein L17.

Mol	Chain	Residues	Atoms					ZeroOcc	AltConf	Trace
35	BR	118	Total	C	N	O	S	0	0	0
			968	604	203	160	1			
35	DR	118	Total	C	N	O	S	0	0	0
			968	604	203	160	1			

- Molecule 36 is a protein called 50S Ribosomal Protein L18.

Mol	Chain	Residues	Atoms					ZeroOcc	AltConf	Trace
36	BS	110	Total	C	N	O	S	0	0	0
			865	544	172	149				
36	DS	110	Total	C	N	O	S	0	0	0
			865	544	172	149				

- Molecule 37 is a protein called 50S Ribosomal Protein L19.

Mol	Chain	Residues	Atoms					ZeroOcc	AltConf	Trace
37	BT	131	Total	C	N	O	S	0	0	0
			1063	666	213	183	1			
37	DT	131	Total	C	N	O	S	0	0	0
			1063	666	213	183	1			

- Molecule 38 is a protein called 50S Ribosomal Protein L20.

Mol	Chain	Residues	Atoms					ZeroOcc	AltConf	Trace
38	BU	116	Total	C	N	O	S	0	0	0
			959	608	201	149	1			
38	DU	116	Total	C	N	O	S	0	0	0
			959	608	201	149	1			

- Molecule 39 is a protein called 50S Ribosomal Protein L21.

Mol	Chain	Residues	Atoms					ZeroOcc	AltConf	Trace
39	BV	100	Total	C	N	O	S	0	0	0
			760	490	136	133	1			
39	DV	101	Total	C	N	O	S	0	0	0
			771	495	140	135	1			

- Molecule 40 is a protein called 50S Ribosomal Protein L22.

Mol	Chain	Residues	Atoms					ZeroOcc	AltConf	Trace
40	BW	112	Total	C	N	O	S	0	0	0
			881	554	172	153	2			

Continued on next page...

Continued from previous page...

Mol	Chain	Residues	Atoms					ZeroOcc	AltConf	Trace
			Total	C	N	O	S			
40	DW	112	881	554	172	153	2	0	0	0

- Molecule 41 is a protein called 50S Ribosomal Protein L23.

Mol	Chain	Residues	Atoms					ZeroOcc	AltConf	Trace
			Total	C	N	O	S			
41	BX	95	742	483	134	124	1	0	0	0
41	DX	95	742	483	134	124	1	0	0	0

- Molecule 42 is a protein called 50S Ribosomal Protein L24.

Mol	Chain	Residues	Atoms					ZeroOcc	AltConf	Trace
			Total	C	N	O	S			
42	BY	107	785	503	145	131	6	0	0	0
42	DY	107	785	503	145	131	6	0	0	0

- Molecule 43 is a protein called 50S Ribosomal Protein L25.

Mol	Chain	Residues	Atoms					ZeroOcc	AltConf	Trace
			Total	C	N	O	S			
43	BZ	198	1522	972	269	279	2	0	0	0
43	DZ	198	1522	972	269	279	2	0	0	0

- Molecule 44 is a protein called 50S Ribosomal Protein L27.

Mol	Chain	Residues	Atoms					ZeroOcc	AltConf	Trace
			Total	C	N	O	S			
44	B0	76	594	368	125	100	1	0	0	0
44	D0	76	594	368	125	100	1	0	0	0

- Molecule 45 is a protein called 50S Ribosomal Protein L28.

Mol	Chain	Residues	Atoms					ZeroOcc	AltConf	Trace
			Total	C	N	O	S			
45	B1	97	745	469	144	131	1	0	0	0
45	D1	97	745	469	144	131	1	0	0	0

- Molecule 46 is a protein called 50S Ribosomal Protein L29.

Mol	Chain	Residues	Atoms					ZeroOcc	AltConf	Trace
			Total	C	N	O	S			
46	B2	70	Total 588	C 365	N 118	O 103	S 2	0	0	0
46	D2	70	Total 588	C 365	N 118	O 103	S 2	0	0	0

- Molecule 47 is a protein called 50S Ribosomal Protein L30.

Mol	Chain	Residues	Atoms				ZeroOcc	AltConf	Trace
			Total	C	N	O			
47	B3	59	Total 458	C 293	N 87	O 78	0	0	0
47	D3	59	Total 458	C 293	N 87	O 78	0	0	0

- Molecule 48 is a protein called 50S Ribosomal Protein L31.

Mol	Chain	Residues	Atoms					ZeroOcc	AltConf	Trace
			Total	C	N	O	S			
48	B4	46	Total 349	C 223	N 57	O 64	S 5	0	0	0
48	D4	46	Total 349	C 223	N 57	O 64	S 5	0	0	0

- Molecule 49 is a protein called 50S Ribosomal Protein L32.

Mol	Chain	Residues	Atoms					ZeroOcc	AltConf	Trace
			Total	C	N	O	S			
49	B5	59	Total 455	C 286	N 90	O 74	S 5	0	0	0
49	D5	59	Total 455	C 286	N 90	O 74	S 5	0	0	0

- Molecule 50 is a protein called 50S Ribosomal Protein L33.

Mol	Chain	Residues	Atoms					ZeroOcc	AltConf	Trace
			Total	C	N	O	S			
50	B6	53	Total 449	C 278	N 90	O 77	S 4	0	0	0
50	D6	53	Total 449	C 278	N 90	O 77	S 4	0	0	0

- Molecule 51 is a protein called 50S Ribosomal Protein L34.

Mol	Chain	Residues	Atoms					ZeroOcc	AltConf	Trace
51	B7	48	Total	C	N	O	S	0	0	0
			418	257	104	55	2			
51	D7	48	Total	C	N	O	S	0	0	0
			418	257	104	55	2			

- Molecule 52 is a protein called 50S Ribosomal Protein L35.

Mol	Chain	Residues	Atoms					ZeroOcc	AltConf	Trace
52	B8	64	Total	C	N	O	S	0	0	0
			509	326	99	82	2			
52	D8	64	Total	C	N	O	S	0	0	0
			509	326	99	82	2			

- Molecule 53 is a protein called 50S Ribosomal Protein L36.

Mol	Chain	Residues	Atoms					ZeroOcc	AltConf	Trace
53	B9	36	Total	C	N	O	S	0	0	0
			297	182	66	46	3			
53	D9	36	Total	C	N	O	S	0	0	0
			297	182	66	46	3			

- Molecule 54 is MAGNESIUM ION (three-letter code: MG) (formula: Mg).

Mol	Chain	Residues	Atoms		ZeroOcc	AltConf
54	AA	106	Total	Mg	0	0
			106	106		
54	AD	1	Total	Mg	0	0
			1	1		
54	BA	618	Total	Mg	0	0
			618	618		
54	BB	17	Total	Mg	0	0
			17	17		
54	BD	3	Total	Mg	0	0
			3	3		
54	BE	6	Total	Mg	0	0
			6	6		
54	BF	2	Total	Mg	0	0
			2	2		
54	BP	1	Total	Mg	0	0
			1	1		
54	BQ	3	Total	Mg	0	0
			3	3		

Continued on next page...

Continued from previous page...

Mol	Chain	Residues	Atoms		ZeroOcc	AltConf
54	BR	2	Total 2	Mg 2	0	0
54	BU	2	Total 2	Mg 2	0	0
54	BV	1	Total 1	Mg 1	0	0
54	BW	1	Total 1	Mg 1	0	0
54	B0	2	Total 2	Mg 2	0	0
54	B1	1	Total 1	Mg 1	0	0
54	B2	2	Total 2	Mg 2	0	0
54	B3	2	Total 2	Mg 2	0	0
54	B5	2	Total 2	Mg 2	0	0
54	B8	3	Total 3	Mg 3	0	0
54	B9	1	Total 1	Mg 1	0	0
54	CA	69	Total 69	Mg 69	0	0
54	DA	430	Total 430	Mg 430	0	0
54	DB	5	Total 5	Mg 5	0	0
54	DD	1	Total 1	Mg 1	0	0
54	DE	1	Total 1	Mg 1	0	0
54	DF	2	Total 2	Mg 2	0	0
54	DP	1	Total 1	Mg 1	0	0
54	D6	1	Total 1	Mg 1	0	0
54	D7	1	Total 1	Mg 1	0	0
54	D8	1	Total 1	Mg 1	0	0

- Molecule 55 is ZINC ION (three-letter code: ZN) (formula: Zn).

Mol	Chain	Residues	Atoms		ZeroOcc	AltConf
55	AD	1	Total 1	Zn 1	0	0
55	AN	1	Total 1	Zn 1	0	0
55	BY	1	Total 1	Zn 1	0	0
55	B4	1	Total 1	Zn 1	0	0
55	B5	1	Total 1	Zn 1	0	0
55	B6	1	Total 1	Zn 1	0	0
55	B9	1	Total 1	Zn 1	0	0
55	CD	1	Total 1	Zn 1	0	0
55	CN	1	Total 1	Zn 1	0	0
55	DY	1	Total 1	Zn 1	0	0
55	D4	1	Total 1	Zn 1	0	0
55	D5	1	Total 1	Zn 1	0	0
55	D6	1	Total 1	Zn 1	0	0
55	D9	1	Total 1	Zn 1	0	0

- Molecule 56 is water.

Mol	Chain	Residues	Atoms		ZeroOcc	AltConf
56	AA	145	Total 145	O 145	0	0
56	AF	1	Total 1	O 1	0	0
56	AK	1	Total 1	O 1	0	0
56	AQ	1	Total 1	O 1	0	0
56	BA	1422	Total 1422	O 1422	0	0

Continued on next page...

Continued from previous page...

Mol	Chain	Residues	Atoms		ZeroOcc	AltConf
56	BB	31	Total 31	O 31	0	0
56	BD	10	Total 10	O 10	0	0
56	BE	8	Total 8	O 8	0	0
56	BF	11	Total 11	O 11	0	0
56	BH	2	Total 2	O 2	0	0
56	BN	2	Total 2	O 2	0	0
56	BO	3	Total 3	O 3	0	0
56	BP	6	Total 6	O 6	0	0
56	BQ	2	Total 2	O 2	0	0
56	BR	6	Total 6	O 6	0	0
56	BT	1	Total 1	O 1	0	0
56	BU	2	Total 2	O 2	0	0
56	BV	2	Total 2	O 2	0	0
56	BW	4	Total 4	O 4	0	0
56	BX	2	Total 2	O 2	0	0
56	BY	1	Total 1	O 1	0	0
56	B0	4	Total 4	O 4	0	0
56	B3	1	Total 1	O 1	0	0
56	B4	1	Total 1	O 1	0	0
56	B5	3	Total 3	O 3	0	0
56	B7	3	Total 3	O 3	0	0

Continued on next page...

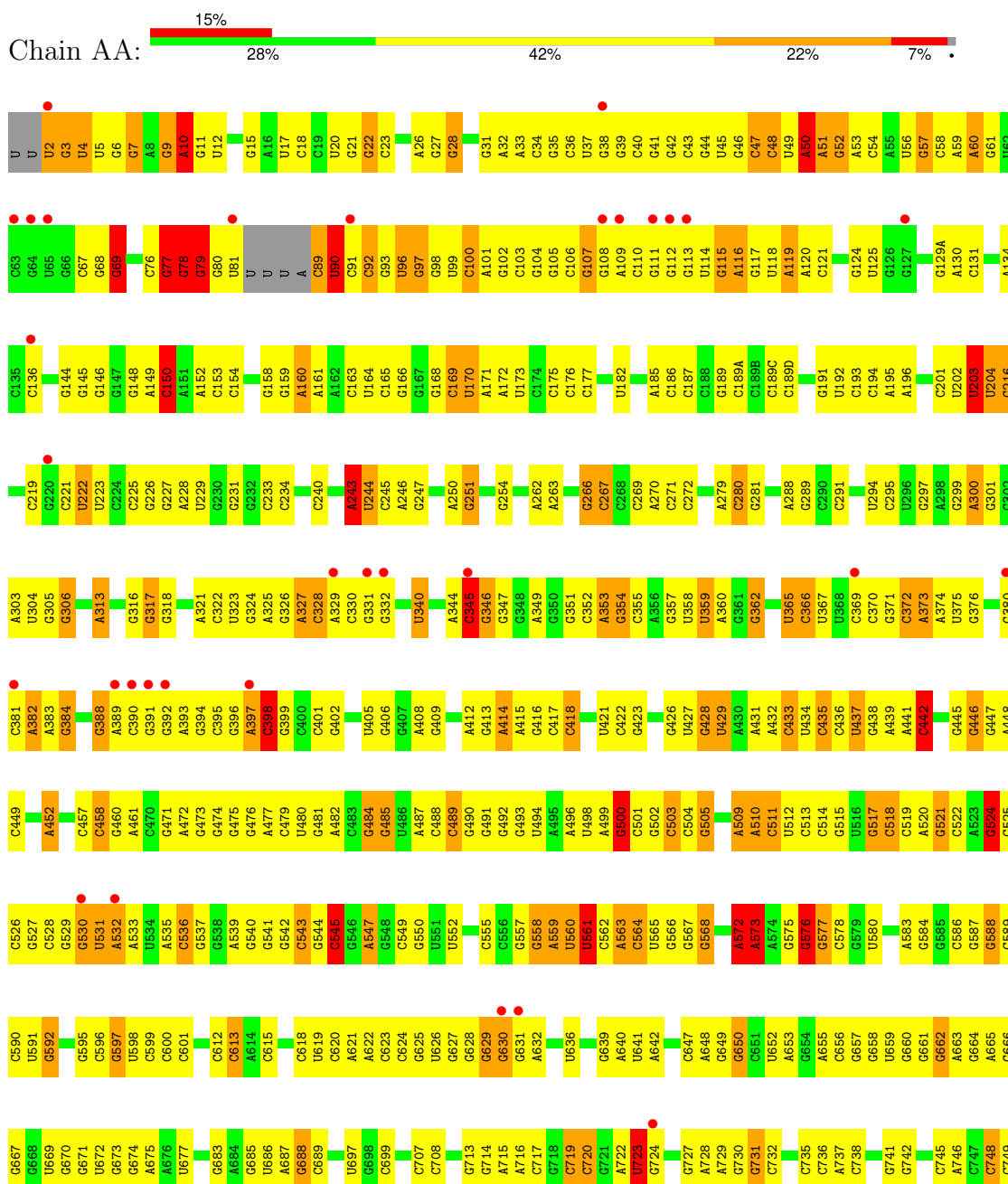
Continued from previous page...

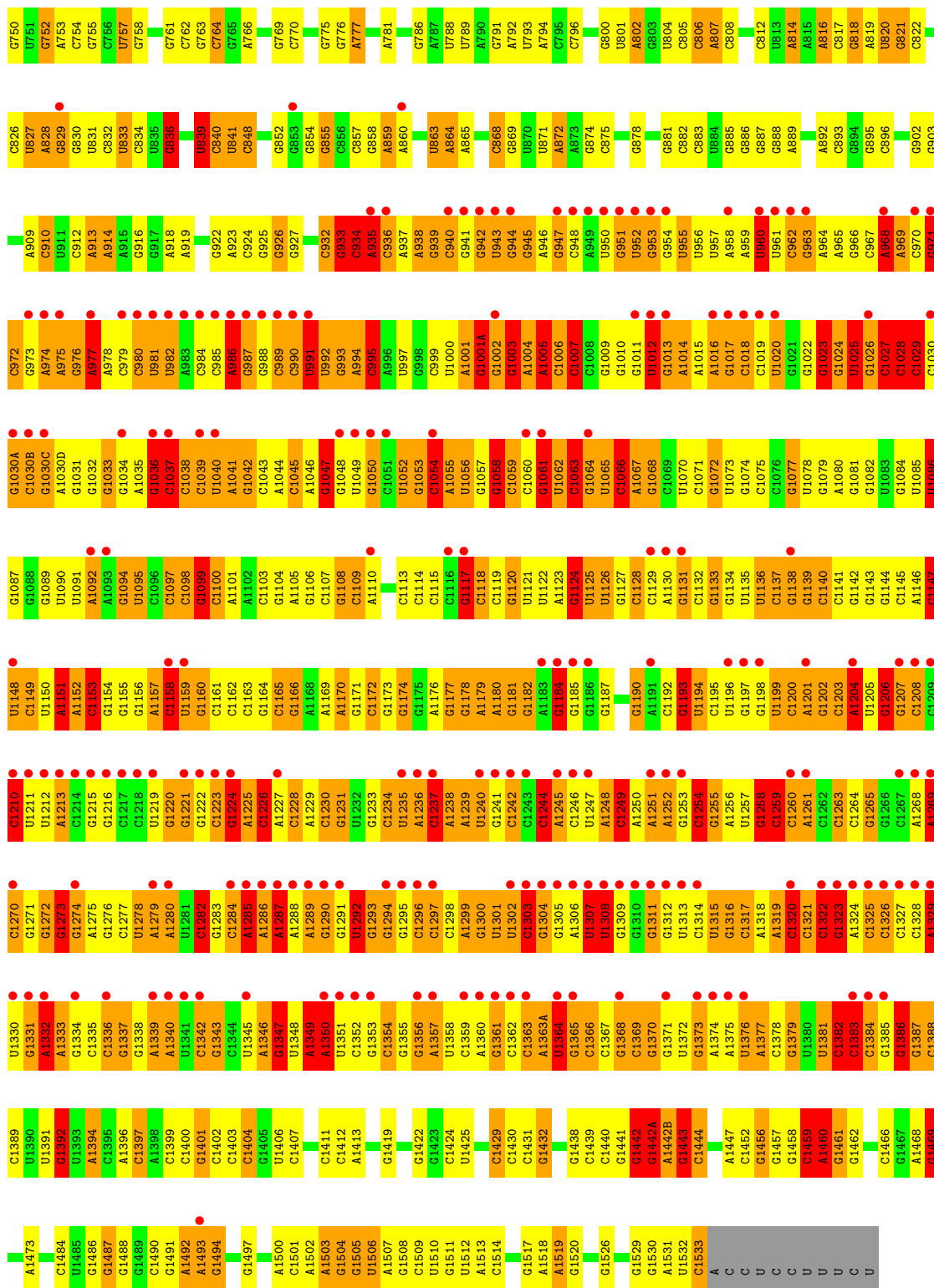
Mol	Chain	Residues	Atoms	ZeroOcc	AltConf
56	B8	7	Total O 7 7	0	0
56	B9	2	Total O 2 2	0	0
56	CA	119	Total O 119 119	0	0
56	CD	1	Total O 1 1	0	0
56	CK	2	Total O 2 2	0	0
56	CP	1	Total O 1 1	0	0
56	CT	2	Total O 2 2	0	0
56	DA	696	Total O 696 696	0	0
56	DB	9	Total O 9 9	0	0
56	DD	3	Total O 3 3	0	0
56	DE	2	Total O 2 2	0	0
56	DF	5	Total O 5 5	0	0
56	DP	5	Total O 5 5	0	0
56	DQ	2	Total O 2 2	0	0
56	DR	1	Total O 1 1	0	0
56	DV	1	Total O 1 1	0	0
56	DX	1	Total O 1 1	0	0
56	DY	1	Total O 1 1	0	0
56	D0	1	Total O 1 1	0	0
56	D1	2	Total O 2 2	0	0

3 Residue-property plots i

These plots are drawn for all protein, RNA, DNA and oligosaccharide chains in the entry. The first graphic for a chain summarises the proportions of the various outlier classes displayed in the second graphic. The second graphic shows the sequence view annotated by issues in geometry and electron density. Residues are color-coded according to the number of geometric quality criteria for which they contain at least one outlier: green = 0, yellow = 1, orange = 2 and red = 3 or more. A red dot above a residue indicates a poor fit to the electron density ($RSRZ > 2$). Stretches of 2 or more consecutive residues without any outlier are shown as a green connector. Residues present in the sample, but not in the model, are shown in grey.

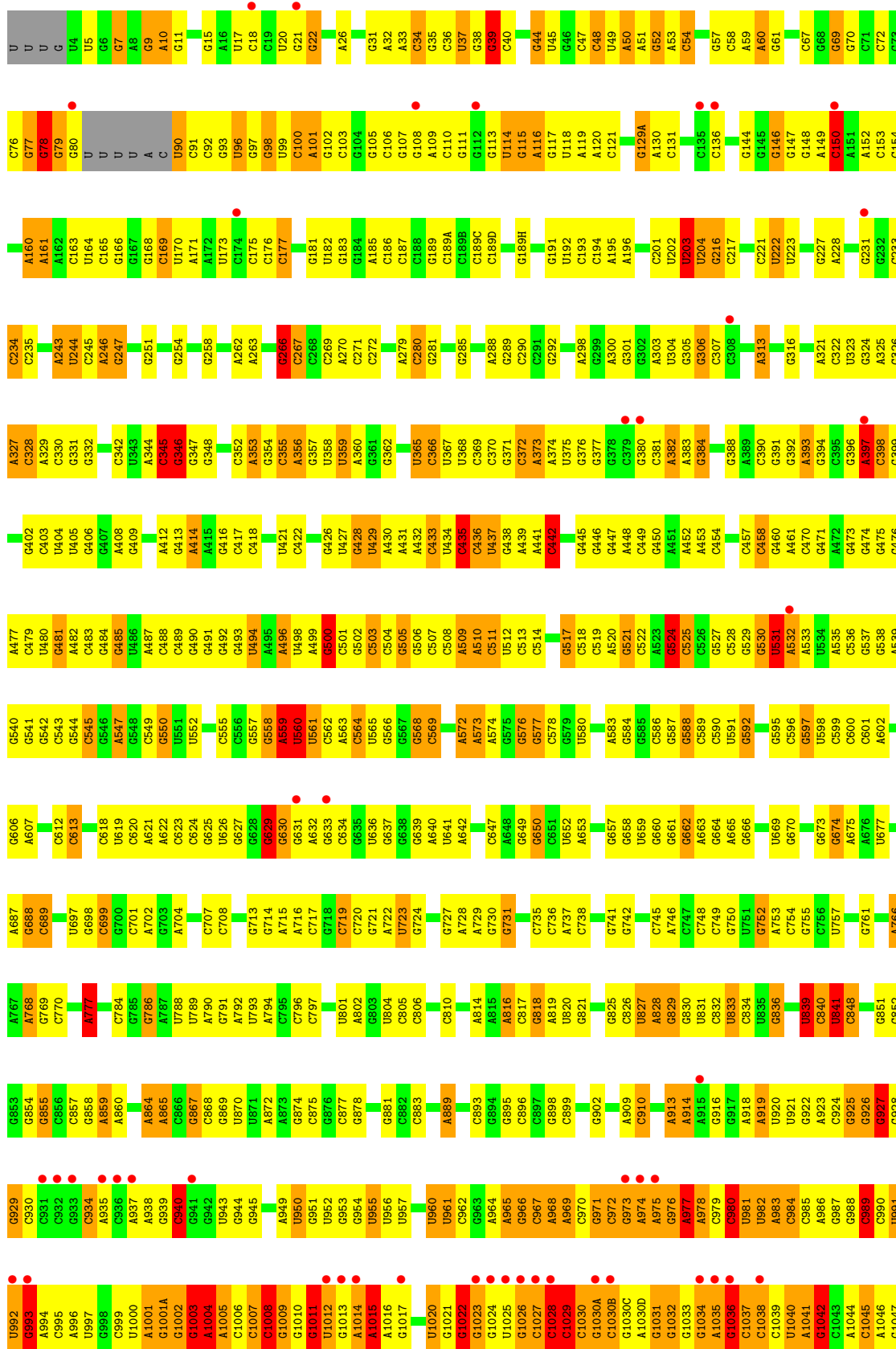
• Molecule 1: 16S Ribosomal RNA






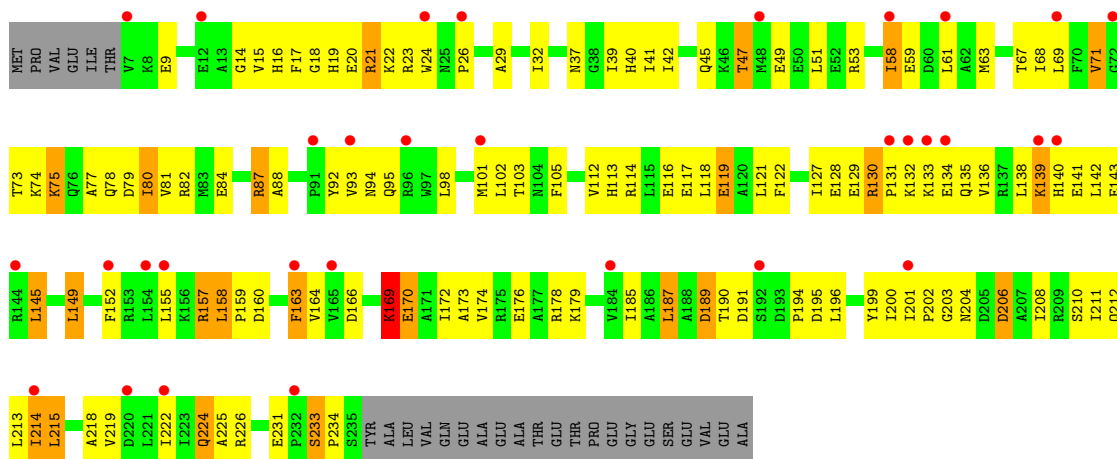
• Molecule 1: 16S Ribosomal RNA



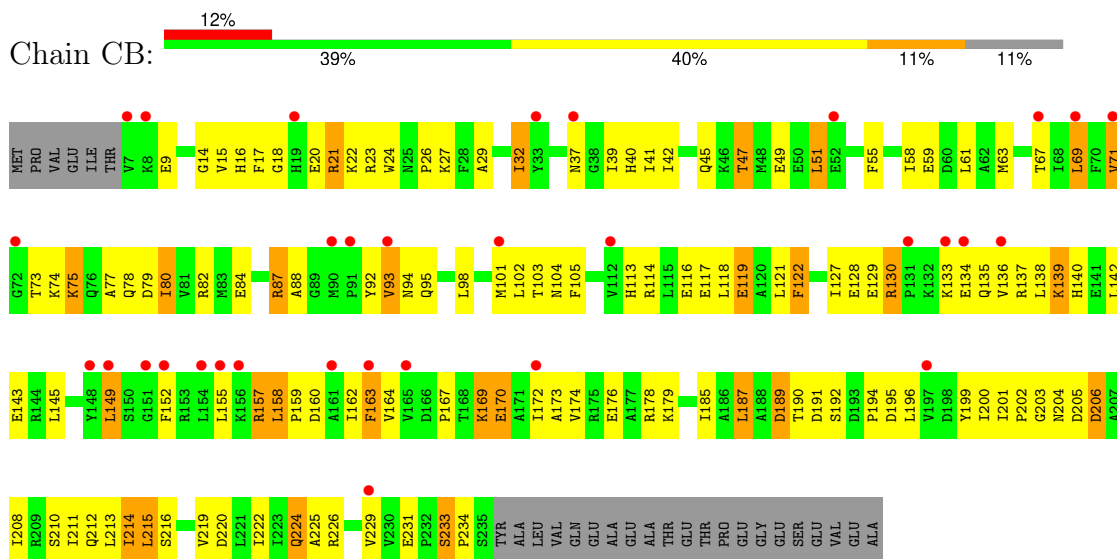




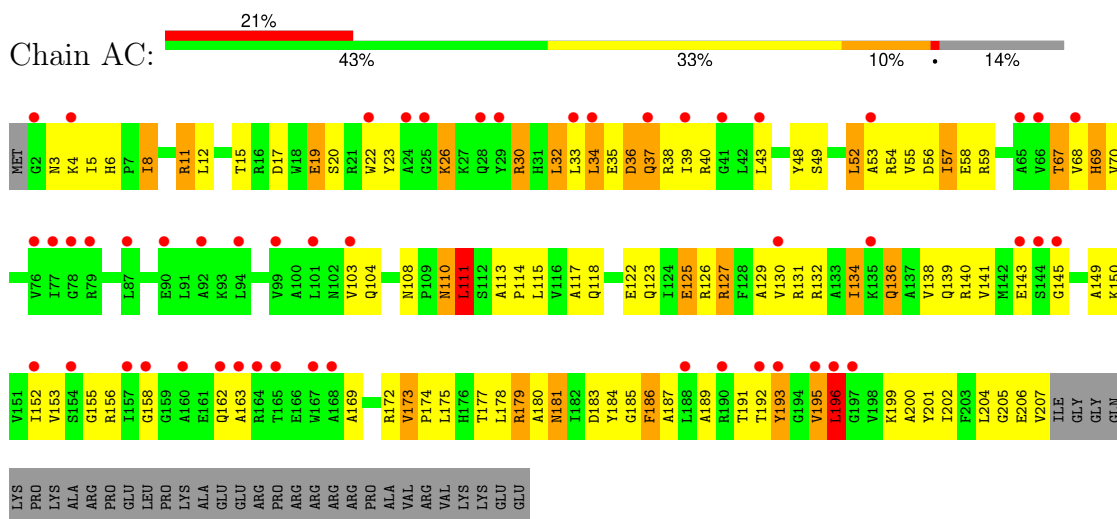
• Molecule 2: 30S Ribosomal Protein S2



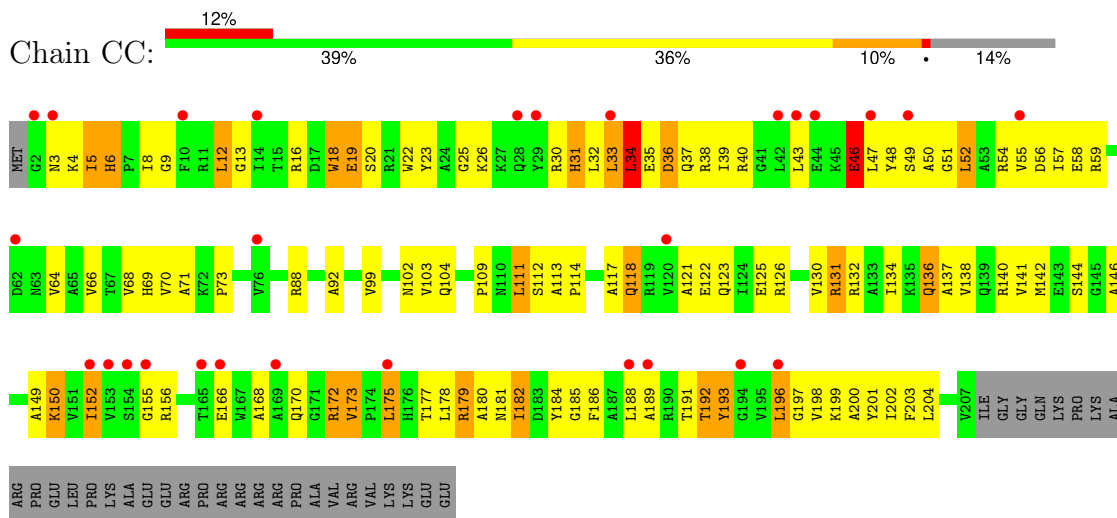
• Molecule 2: 30S Ribosomal Protein S2



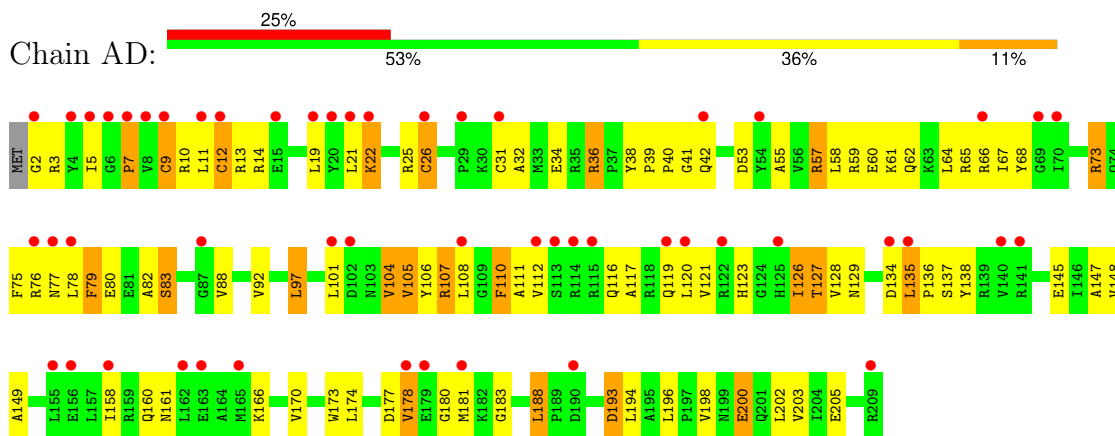
• Molecule 3: 30S Ribosomal Protein S3



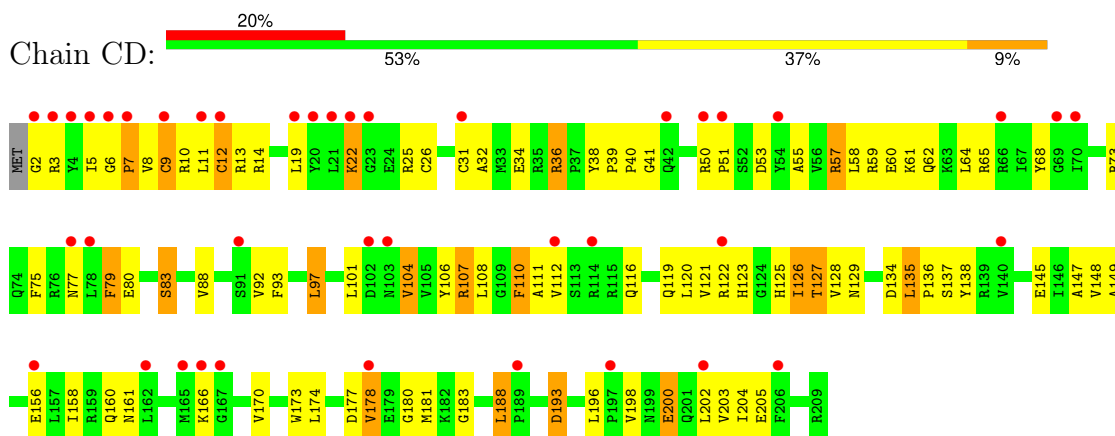
• Molecule 3: 30S Ribosomal Protein S3



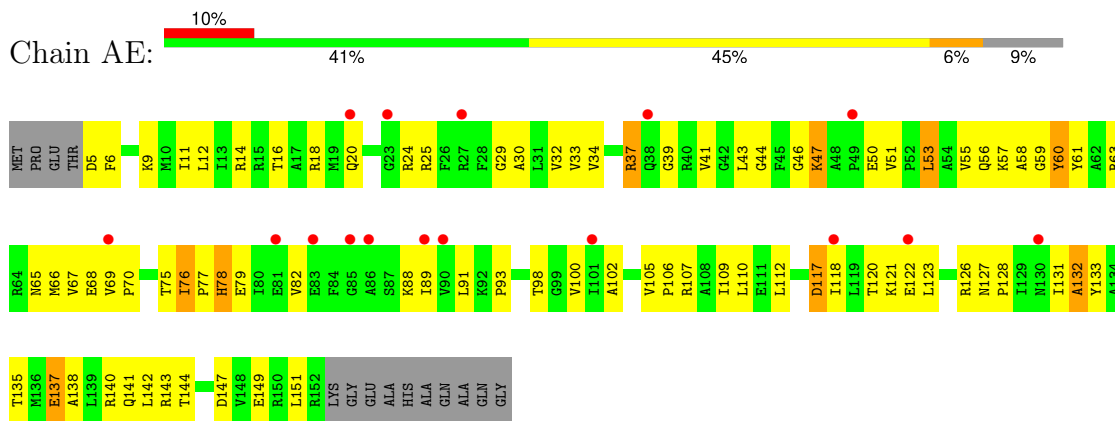
• Molecule 4: 30S Ribosomal Protein S4



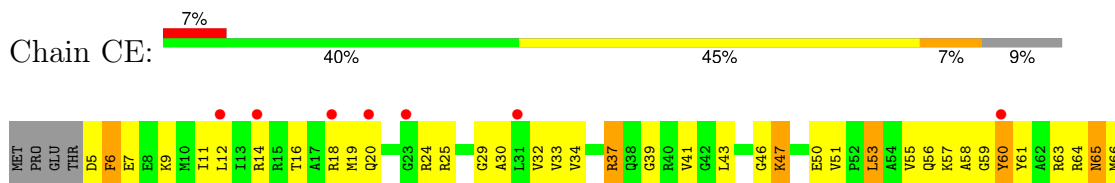
• Molecule 4: 30S Ribosomal Protein S4

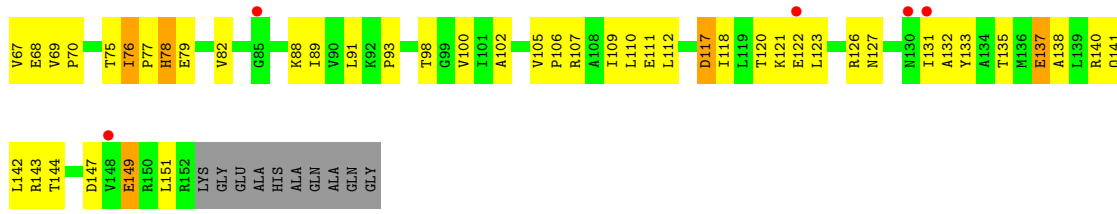


• Molecule 5: 30S Ribosomal Protein S5

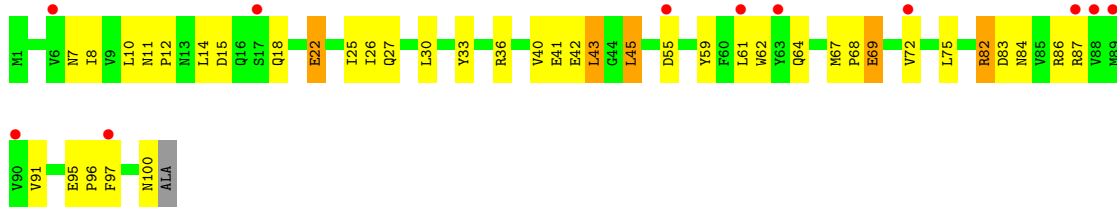


• Molecule 5: 30S Ribosomal Protein S5

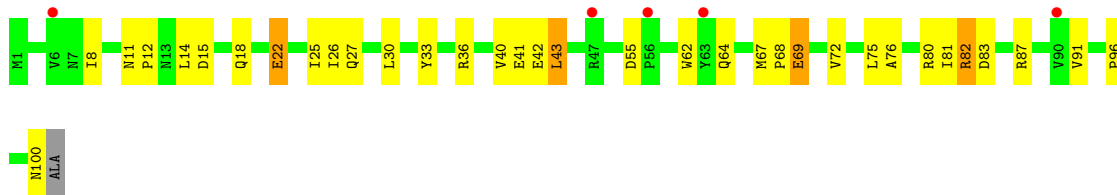




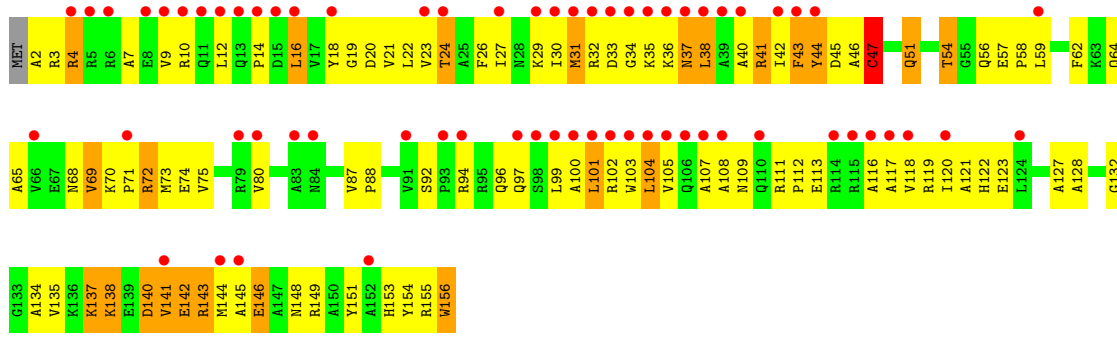
• Molecule 6: 30S Ribosomal Protein S6



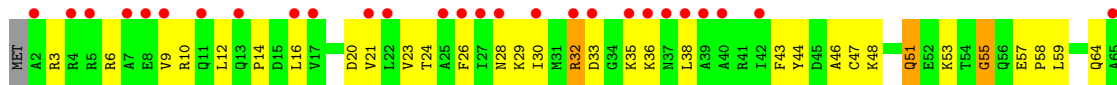
• Molecule 6: 30S Ribosomal Protein S6

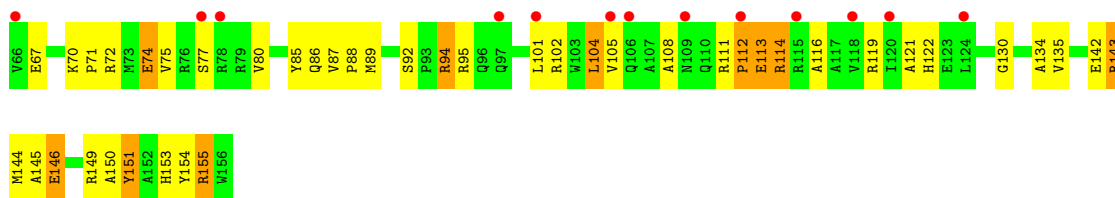


• Molecule 7: 30S Ribosomal Protein S7

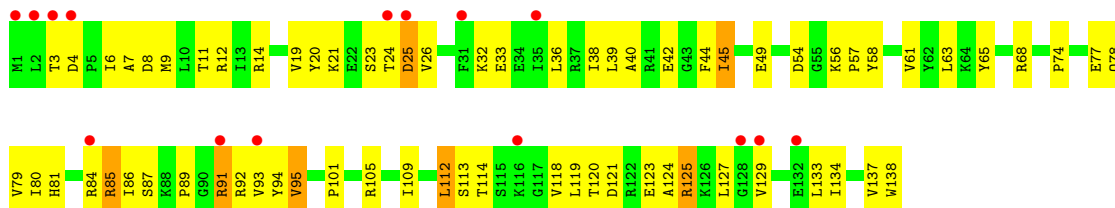


• Molecule 7: 30S Ribosomal Protein S7

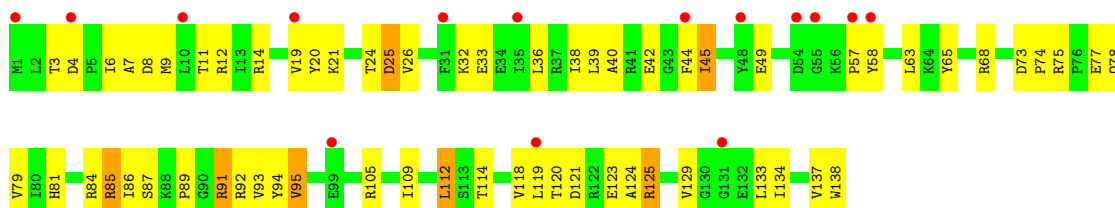




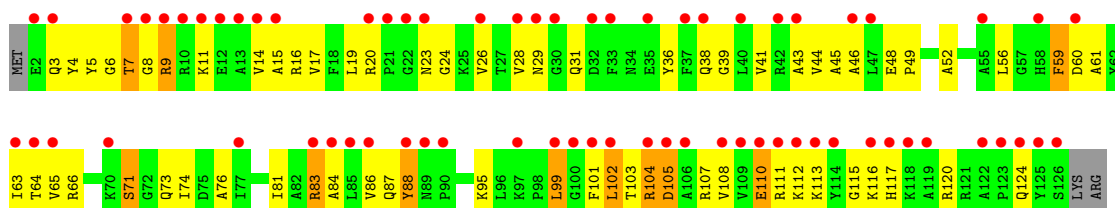
• Molecule 8: 30S Ribosomal Protein S8



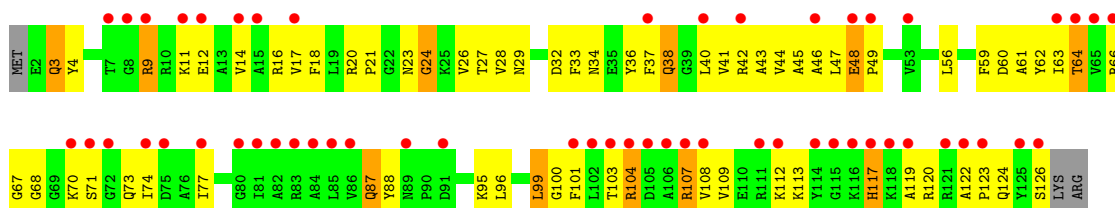
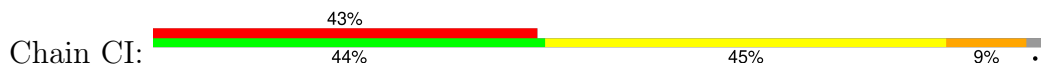
• Molecule 8: 30S Ribosomal Protein S8



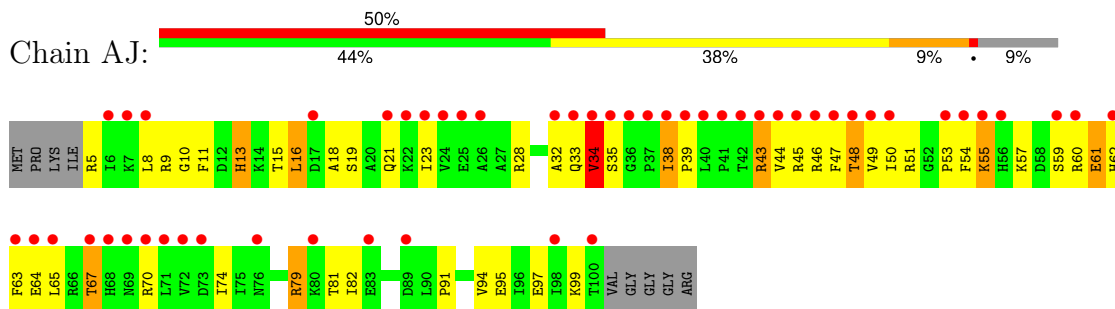
• Molecule 9: 30S Ribosomal Protein S9



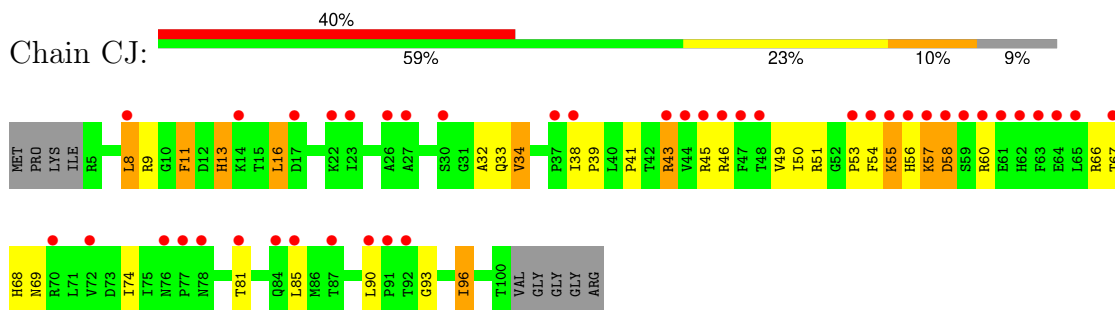
• Molecule 9: 30S Ribosomal Protein S9



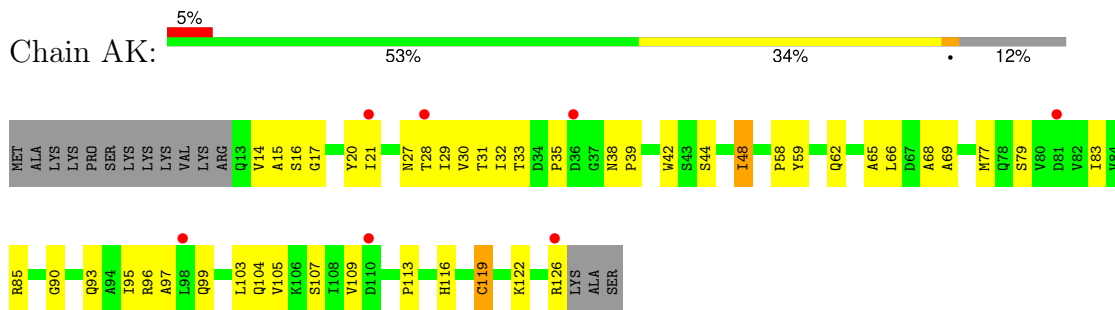
- Molecule 10: 30S Ribosomal Protein S10



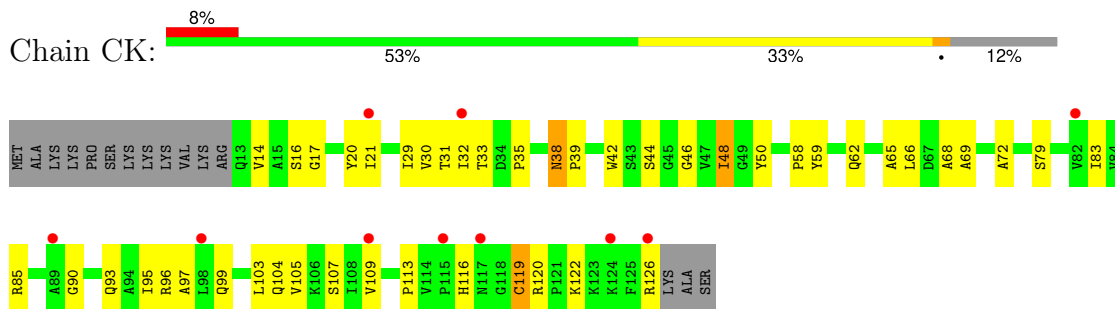
- Molecule 10: 30S Ribosomal Protein S10



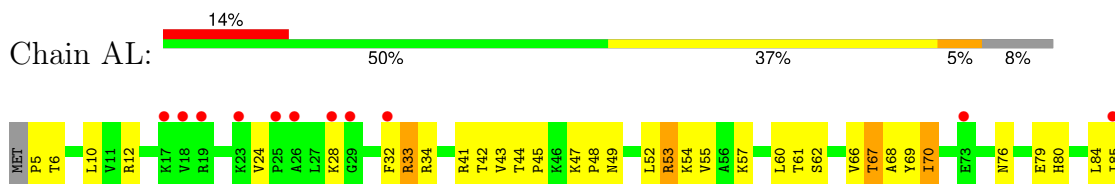
- Molecule 11: 30S Ribosomal Protein S11

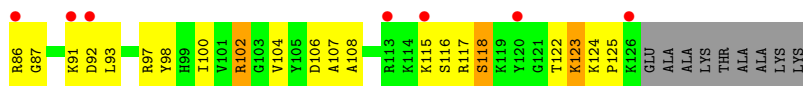


- Molecule 11: 30S Ribosomal Protein S11




- Molecule 12: 30S Ribosomal Protein S12

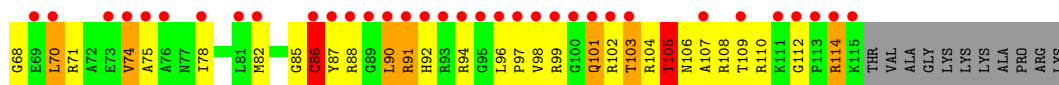
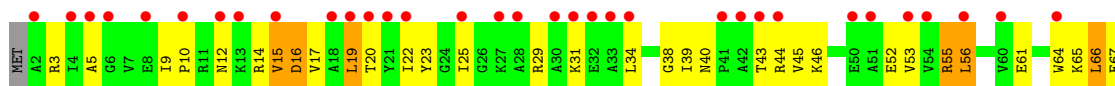




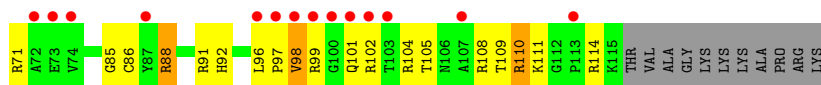
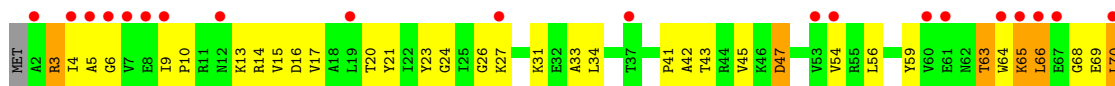
- Molecule 12: 30S Ribosomal Protein S12



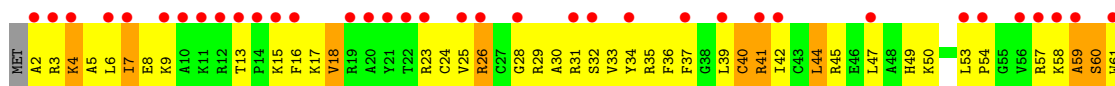
- Molecule 13: 30S Ribosomal Protein S13



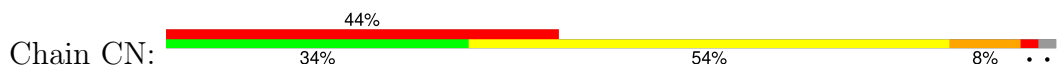
- Molecule 13: 30S Ribosomal Protein S13



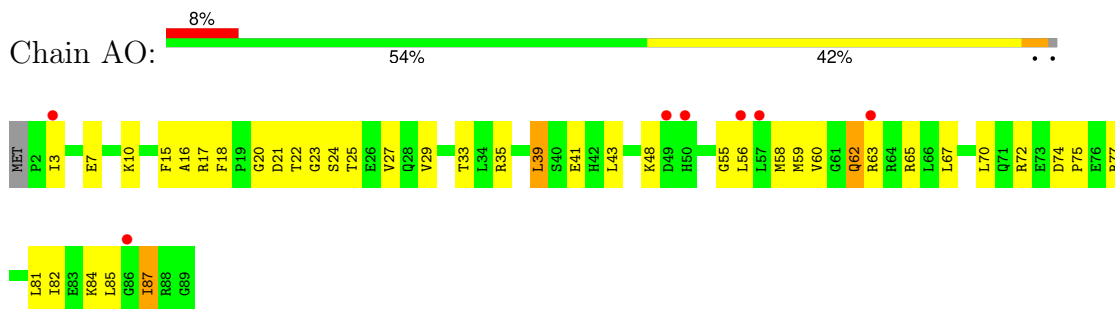
- Molecule 14: 30S Ribosomal Protein S14



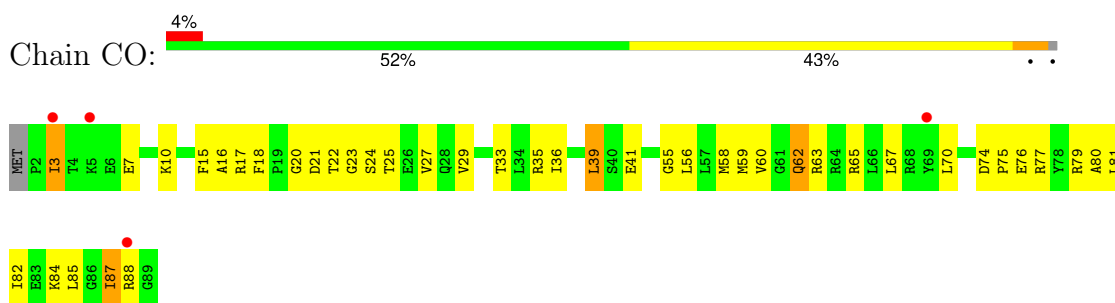
- Molecule 14: 30S Ribosomal Protein S14



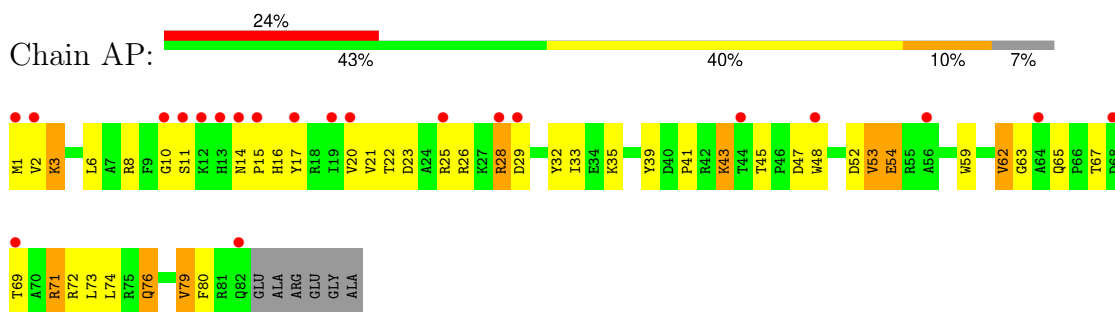
- Molecule 15: 30S Ribosomal Protein S15



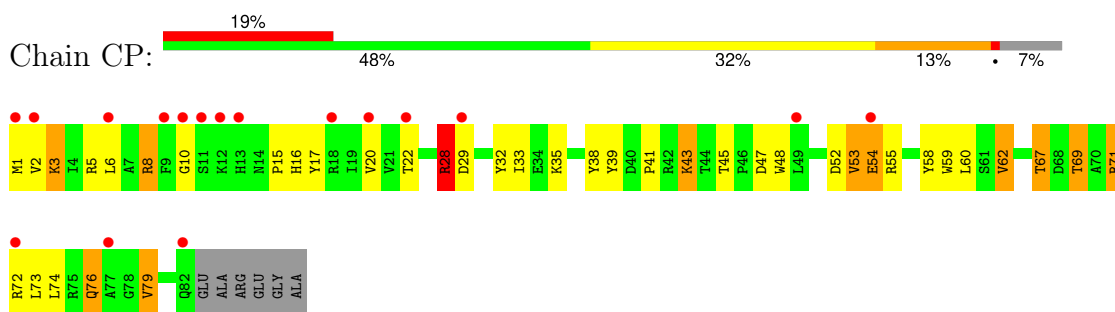
- Molecule 15: 30S Ribosomal Protein S15



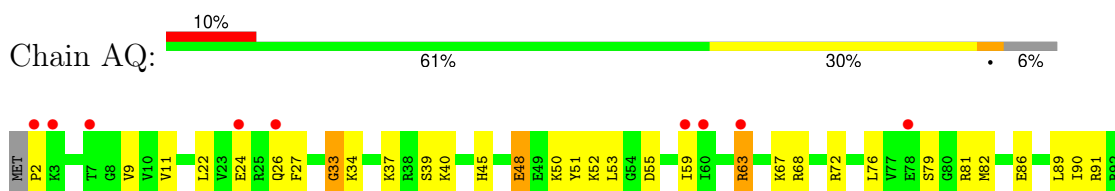
- Molecule 16: 30S Ribosomal Protein S16

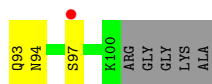


- Molecule 16: 30S Ribosomal Protein S16

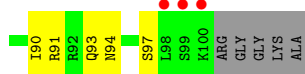


- Molecule 17: 30S Ribosomal Protein S17






• Molecule 17: 30S Ribosomal Protein S17



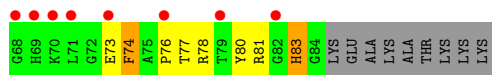
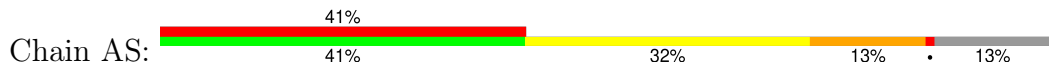
• Molecule 18: 30S Ribosomal Protein S18



• Molecule 18: 30S Ribosomal Protein S18

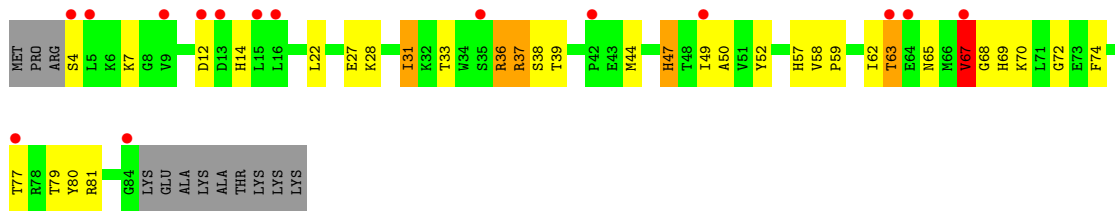


• Molecule 19: 30S Ribosomal Protein S19

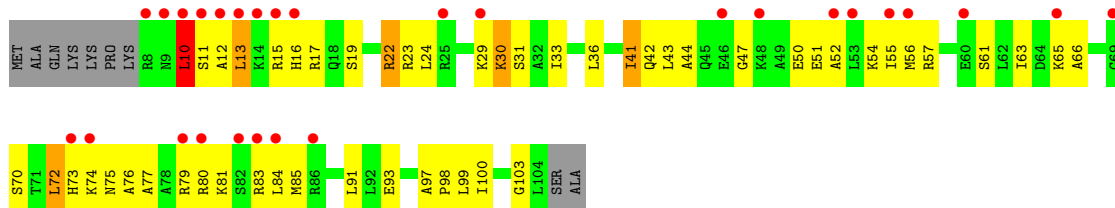


• Molecule 19: 30S Ribosomal Protein S19

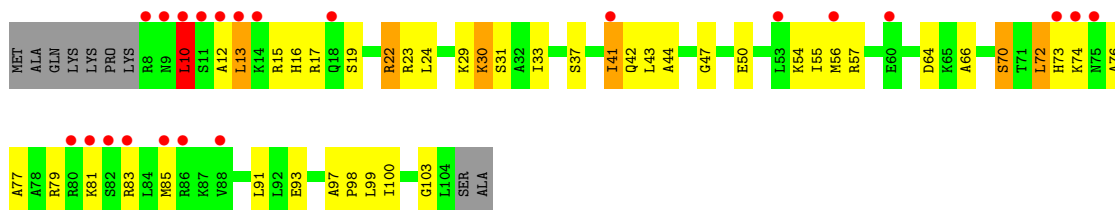




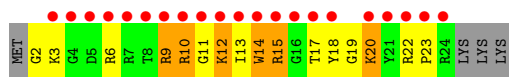
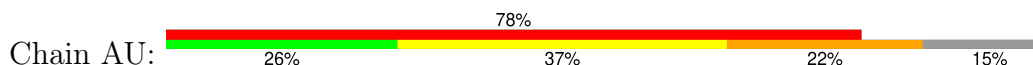
• Molecule 20: 30S Ribosomal Protein S20



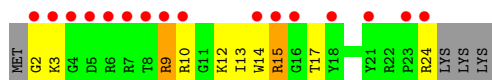
• Molecule 20: 30S Ribosomal Protein S20



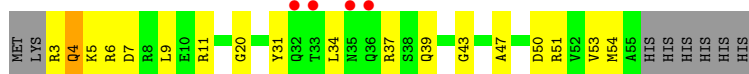
• Molecule 21: 30S Ribosomal Protein THX



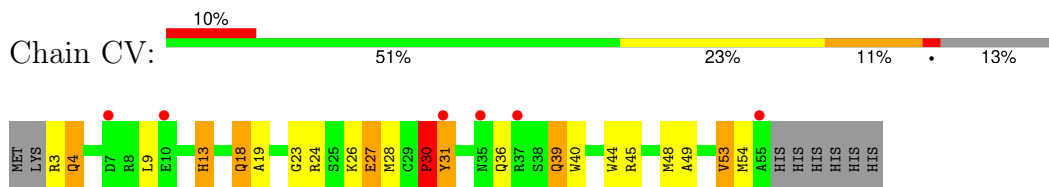
• Molecule 21: 30S Ribosomal Protein THX



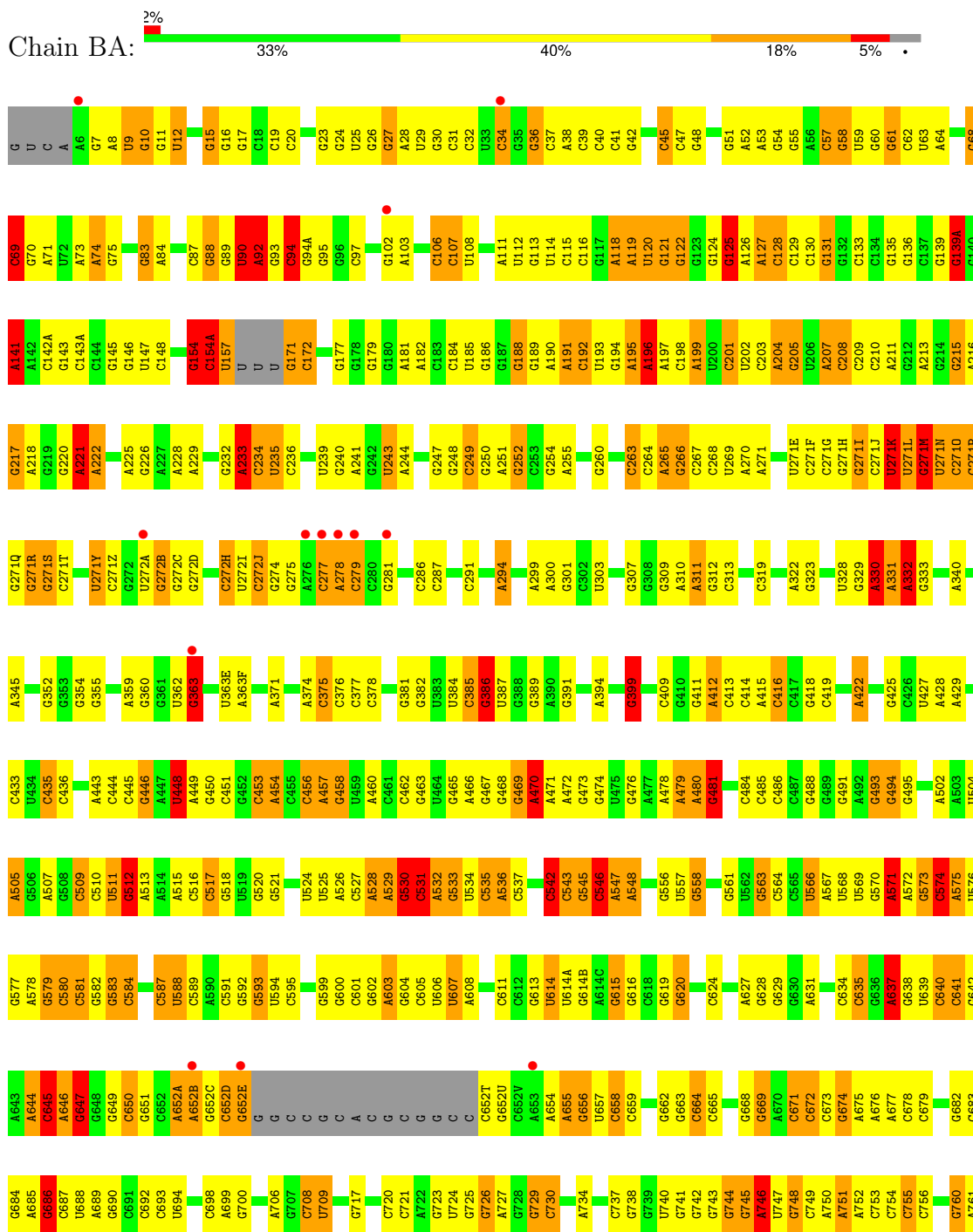
• Molecule 22: Ribosome modulation factor



• Molecule 22: Ribosome modulation factor

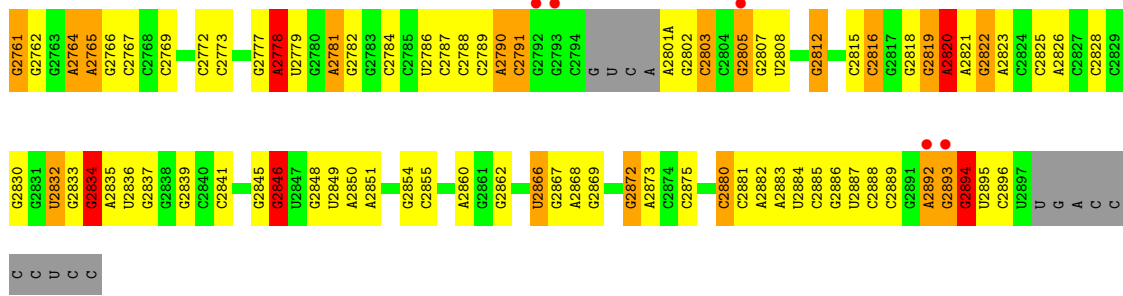


• Molecule 23: 23S Ribosomal RNA

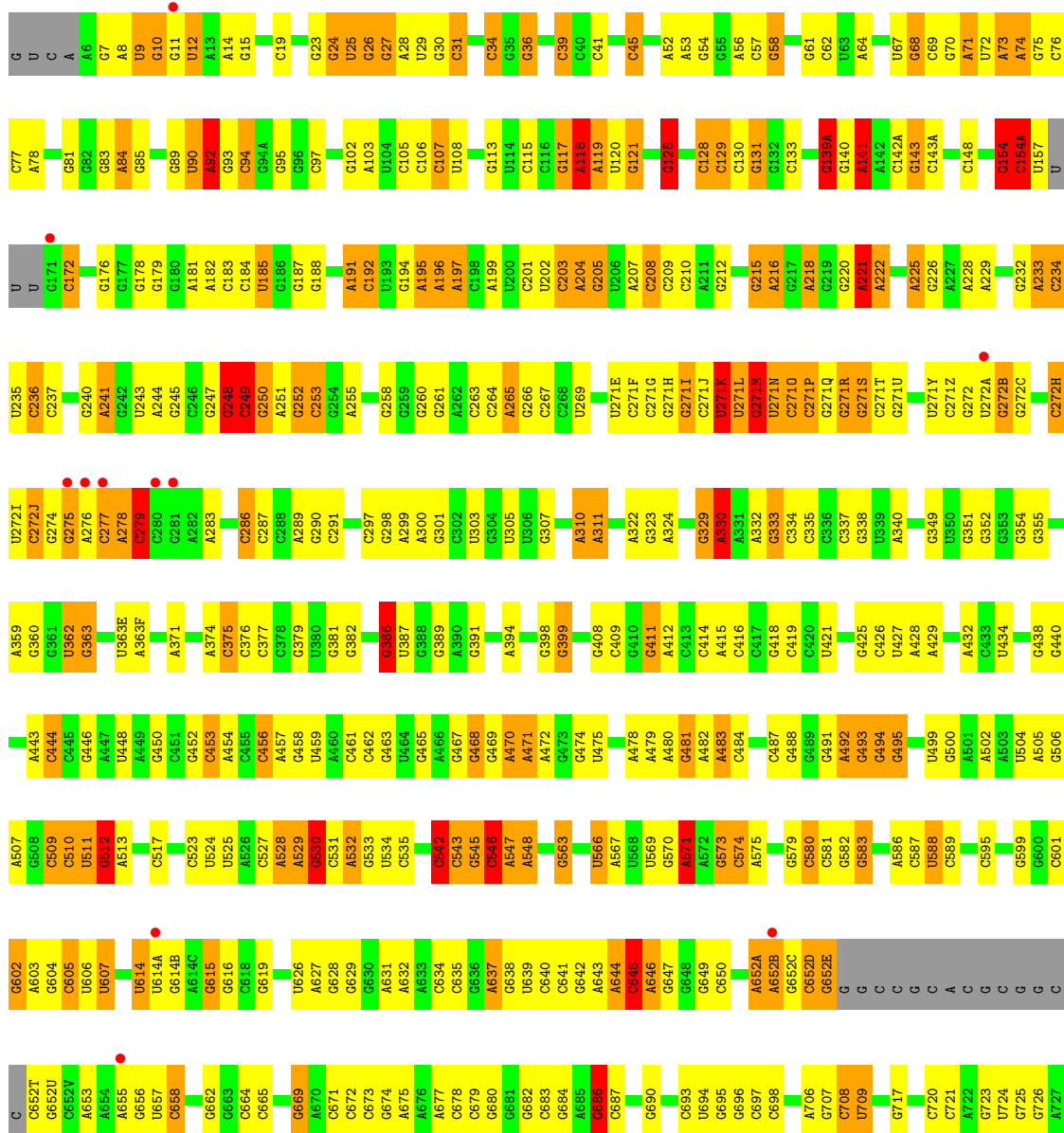


A1668	A1669	C1598	C1599	C1600	G1601	G1602	A1603	C1604	G1605	A1606	A1607	G1608	A1609	A1610	C1611	C1685	C1686	G1687	A1688	A1689	U1689	U1690	G1691	G1692	A1693	G1694	G1695	G1696	G1697	A1698	G1699	A1700	G1701	G1702	G1703	U1706	G1707	U1708	U1709	C1710	C1711	C1712	U1720	G1721	A1722	U1723	G1724	G1745	G1746	G1750	C1751	G1752	G1753	C1754	A1755	A1759	A1760	C1761																																																																																																																																																																																																																																																																																																																																																		
A1449	G1450	G1450A	U1453	G1459	A1460	G1461	C1467	A1471	A1472	A1477	G1478	G1479	G1480	U1481	G1482	C1487	G1488	U1489	A1490	C1493	A1494	A1495	A1496	U1497	A1498	G1499	G1500	C1501	C1502	U1503	C1504	C1505	C1506	A1507	U1508	C1509	A1509A	A1509B	G1510	C1511	U1514	G1515	U1518	G1519	G1520	U1523	G1524	G1525																																																																																																																																																																																																																																																																																																																																																												
G1377	A1378	A1379	G1380	G1381	G1382	C1383	A1384	U1391	A1392	A1393	U1394	U1396	C1397	U1398	C1403	C1404	U1405	U1406	C1407	C1408	C1411	A1412	A1413	G1414	U1415	G1416	U1418	G1419	U1420	G1421	G1424	G1425	G1426	A1427	C1428	G1429	C1430	U1431	U1432	A1434	G1435	G1436	U1437	U1438	A1439	G1440	G1441	G1442	U1445	G1445A																																																																																																																																																																																																																																																																																																																																																										
C1306	A1307	A1308	G1309	G1310	G1311	U1312	U1313	C1314	C1315	G1319	C1320	A1321	A1322	U1323	G1324	A1325	U1326	U1327	C1328	U1329	C1330	A1331	G1332	C1333	G1334	U1335	A1336	G1337	G1338	U1341	G1344	G1348	A1349	C1350	C1351	U1352	G1358	A1360	C1361	G1364	A1365	A1366	A1367	G1368	G1369	C1370	G1371	U1372	A1373	C1374	C1376																																																																																																																																																																																																																																																																																																																																																									
G1236	A1237	G1238	G1239	U1240	A1241	U1242	G1243	G1244	U1245	A1246	U1247	U1248	U1249	U1250	G1252	A1253	U1254	U1255	C1257	G1260	C1261	G1266	U1267	A1268	A1269	G1270	G1271	A1272	U1273	A1274	A1275	U1278	G1279	A1284	G1285	U1288	G1289	C1290	C1291	U1292	C1293	G1296	C1297	G1298	C1299	U1300	A1301	A1302	G1303	C1304	C1305																																																																																																																																																																																																																																																																																																																																																									
U1035	G1036	G1037	U1038	G1039	C1040	U1041	G1042	A1043	U1044	C1045	A1046	G1047	A1048	C1049	A1050	C1051	C1052	A1105	G1106	U1107	U1108	C1109	G1110	A1111	U1112	G1113	G1114	U1115	G1116	C1117	C1118	G1119	G1120	C1121	G1122	U1123	G1124	C1125	U1126	U1127	A1128	A1129	U1130	G1131	A1132	C1133	C1135	G1136	G1137	C1138	G1139	U1140	U1141	U1142	A1142A	A1143	U1144	C1145	G1149	C1150	G1151	U1152	C1153	G1154	A1155	U1156	G1157																																																																																																																																																																																																																																																																																																																																									
C1188	G1189	G1190	G1191	G1192	G1193	A1194	U1195	U1196	U1197	G1198	A1199	G1200	C1201	G1202	A1203	A1204	U1205	G1206	C1207	C1208	G1209	A1210	G1211	G1212	A1213	A1214	C1217	U1218	G1219	C1221A	C1222	G1223	U1224	U1225	A1226	U1234	U1235	G1236	U1237	U1238	U1239	U1240	U1241	U1242	U1243	U1244	U1245	U1246	U1247	U1248	U1249	U1250	U1251	U1252	U1253	U1254	U1255	U1256	U1257	U1258	U1259	U1260	U1261	U1262	U1263	U1264	U1265	U1266	U1267	U1268	U1269	U1270	U1271	U1272	U1273	U1274	U1275	U1276	U1277	U1278	U1279	U1280	U1281	U1282	U1283	U1284	U1285	U1286	U1287	U1288	U1289	U1290	U1291	U1292	U1293	U1294	U1295	U1296	U1297	U1298	U1299	U1300	U1301	U1302	U1303	U1304	U1305	U1306	U1307	U1308	U1309	U1310	U1311	U1312	U1313	U1314	U1315	U1316	U1317	U1318	U1319	U1320	U1321	U1322	U1323	U1324	U1325	U1326	U1327	U1328	U1329	U1330	U1331	U1332	U1333	U1334	U1335	U1336	U1337	U1338	U1339	U1340	U1341	U1342	U1343	U1344	U1345	U1346	U1347	U1348	U1349	U1350	U1351	U1352	U1353	U1354	U1355	U1356	U1357	U1358	U1359	U1360	U1361	U1362	U1363	U1364	U1365	U1366	U1367	U1368	U1369	U1370	U1371	U1372	U1373	U1374	U1375	U1376	U1377	U1378	U1379	U1380	U1381	U1382	U1383	U1384	U1385	U1386	U1387	U1388	U1389	U1390	U1391	U1392	U1393	U1394	U1395	U1396	U1397	U1398	U1399	U1400	U1401	U1402	U1403	U1404	U1405	U1406	U1407	U1408	U1409	U1410	U1411	U1412	U1413	U1414	U1415	U1416	U1417	U1418	U1419	U1420	U1421	U1422	U1423	U1424	U1425	U1426	U1427	U1428	U1429	U1430	U1431	U1432	U1433	U1434	U1435	U1436	U1437	U1438	U1439	U1440	U1441	U1442	U1443	U1444	U1445	U1446	U1447	U1448	U1449	U1450	U1451	U1452	U1453	U1454	U1455	U1456	U1457	U1458	U1459	U1460	U1461	U1462	U1463	U1464	U1465	U1466	U1467	U1468	U1469	U1470	U1471	U1472	U1473	U1474	U1475	U1476	U1477	U1478	U1479	U1480	U1481	U1482	U1483	U1484	U1485	U1486	U1487	U1488	U1489	U1490	U1491	U1492	U1493	U1494	U1495	U1496	U1497	U1498	U1499	U1500	U1501	U1502	U1503	U1504	U1505	U1506	U1507	U1508	U1509	U1510	U1511	U1512	U1513	U1514	U1515	U1516	U1517	U1518	U1519	U1520	U1521	U1522	U1523	U1524	U1525	U1526	U1527	U1528	U1529	U1530	U1531	U1532	U1533	U1534	U1535	U1536	U1537	U1538	U1539	U1540	U1541	U1542	U1543	U1544	U1545	U1546	U1547	U1548	U1549	U1550	U1551	U1552	U1553	U1554	U1555	U1556	U1557	U1558	U1559	U1560	U1561	U1562	U1563	U1564	U1565	U1566	U1567	U1568	U1569	U1570	U1571	U1572	U1573	U1574	U1575	U1576	U1577	U1578	U1579	U1580	U1581	U1582	U1583	U1584	U1585	U1586	U1587	U1588	U1589	U1590	U1591	U1592	U1593	U1594
U827	U828	A829	G830	G831	G832	U833	C834	A835	G836	G837	G838	U839	C844	U847	G848	A849	G852	G855	A861	G862	A863	G864	C865	A866	G869	U870	U871	G872	G873	C895	G899	G901	A902	G903	U930	G931	C932	A933	G934	C935	U936	G937	U937	G938	C939	G940	A941	G942	U943	A944	A945	G946	C949	G950	G951	G952	A953	G954	C955	C956	C957	U958	A959	C960	C961	C964	A965	G966	C967	G968	C969	U969																																																																																																																																																																																																																																																																																																																																				
U762	G763	A764	G765	G766	U767	G768	G769	G770	G771	C772	U773	A774	G775	G776	A777	G778	U779	G780	A781	A782	A783	G784	G785	A788	C791	G792	A793	G794	C795	C796	G797	G798	G799	A800	A802	G805	C806	U807	G808	G809	U810	U811	C812	C815	C816	C817	G818	A819	A820	A821	U822	U823	A824																																																																																																																																																																																																																																																																																																																																																							
U899	A900	A901	G902	A903	G904	C905	U905	U906	U907	A910	A911	C914	C915	G916	A917	C918	U922	C923	G928	U930	G931	C932	A933	G934	C935	U936	G937	U937	G938	C939	G940	A941	G942	U943	A944	A945	G946	C949	G950	G951	G952	A953	G954	C955	C956	C957	U958	A959	C960	C961	C964	A965	G966	C967	G968	C969	U969																																																																																																																																																																																																																																																																																																																																																			
C970	C971	A972	A973	G974	C975	G975A	G976	G977	G978	G979	A980	A981	C982	A983	C984	G985	G986	G987	A988	G989	A990	G991	C992	G993	C994	C995	A996	G997	G1003	C1004	C1005	C1006	A1007	C1008	A1009	U943	A1010	G1011	U1012	C1013	C1014	G1015	G1016	U1019	A1020	A1021	G1022	C1023	G1024	U1025	A1026	A1027	A1028	U1029	G1030	G1031	A1032	U1033	G1034																																																																																																																																																																																																																																																																																																																																																	

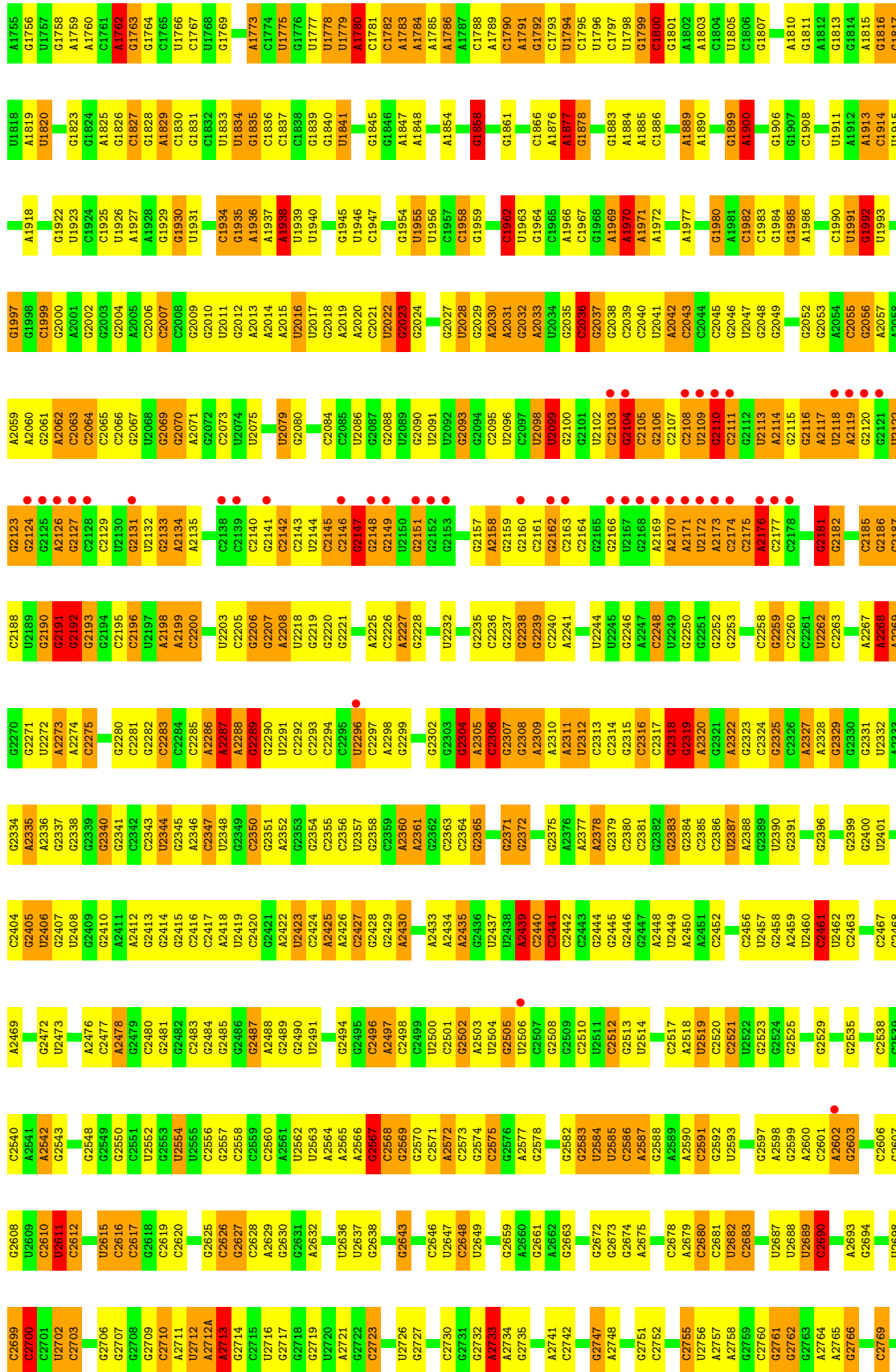
G2694	U2681	G2548	A2476	G2410	G2337	A2274	U2197	C2129	U2068	C2008	G1930	G1828	G1762	
G2697	C2612	G2549	C2477	A2411	G2338	C2275	A2196	U2130	G2069	G2009	U1931	A1829	G1763	
U2698	U2613	G2550	A2478	A2412	G2341	G2280	G2200	G2132	A2071	U2011	C1934	C1830	G1764	
C2699	G2615	G2551	G2479	G2413	C2342	G2281	C2201	G2133	G2072	G2013	U1935	C1832	C1765	
C2700	U2616	U2552	C2480	G2414	C2343	G2282	U2203	A2134	C2073	A2012	A1936	U1833	G1769	
G2701	G2617	G2553	G2483	G2415	U2344	C2283	C2205	A2135	U2074	A2014	A1937	U1834	G1770	
U2702	G2618	U2554	G2484	C2416	G2345	C2284	G2206	G2136	A2075	A2015	U1938	C1835	C1771	
C2703	G2619	G2557	G2485	U2419	A2346	C2285	G2207	C2137	U2076	A2016	U1939	C1836	G1772	
G2704	C2620	G2558	G2486	C2420	A2347	A2286	A2208	A2077	A2077	U2017	G1945	U1839	U1773	
A2705	A2621	C2559	G2487	G2421	U2348	A2287	U2218	C2140	C2078	G2018	G1946	C1844	C1774	
G2706	C2622	A2560	A2488	A2422	G2349	A2288	G2219	G2141	U2079	A2019	U1947	U1775	U1775	
G2707	G2623	G2561	G2489	A2423	C2350	G2289	G2220	C2142	G2080	A2020	C1947	G1776	G1776	
G2708	G2624	U2562	G2490	C2424	G2351	G2290	G2221	C2143	C2081	G2021	U1951	U1777	U1777	
C2709	U2625	U2563	U2491	A2425	A2352	U2291	G2222	C2144	A2082	U2022	A1952	A1847	U1778	
G2710	A2626	A2564	U2492	A2426	G2353	C2292	C2145	C2145	G2083	G2023	A1952	A1848	U1779	
G2711	G2627	A2565	U2493	C2427	G2354	C2293	C2146	C2146	G2084	G2024	A1953	A1780	A1780	
U2712	C2628	A2566	G2494	G2428	C2355	G2294	C2226	G2147	C2085	G2025	G1954	G1855	C1761	
A2712A	A2629	G2567	G2495	G2429	U2357	C2295	A2227	G2148	U2092	C2026	U1955	C1858	G1782	
A2713	G2630	C2568	C2496	A2430	G2358	U2296	G2228	G2149	G2088	G2027	U1956	A1876	A1783	
G2714	G2631	G2569	A2497	A2431	C2359	C2297	C2229	G2150	U2089	U2028	C1957	A1877	A1784	
C2715	A2632	G2570	C2498	A2432	A2360	A2298	U2232	G2151	G2090	G2029	C1958	G1866	A1785	
G2716	G2633	C2571	A2499	A2433	A2361	G2299	U2233	G2152	U2091	A2030	G1959	A1876	A1786	
G2717	U2634	A2572	U2500	A2434	G2362	C2301	G2234	A2158	G2092	G2031	G1962	A1876	A1787	
G2718	G2635	C2573	C2501	A2435	C2363	C2302	G2235	A2159	G2093	G2032	U1963	A1877	A1788	
G2719	G2636	G2574	G2502	G2436	G2364	G2302	G2236	G2160	G2094	A2033	G1964	A1877	A1789	
G2720	G2637	C2575	A2503	U2437	G2365	G2303	C2237	C2161	C2095	U2034	G1964	G1878	C1790	
G2721	G2638	G2576	A2504	U2438	G2366	G2304	G2238	C2162	G2096	G2035	C1967	G1883	A1791	
G2722	G2639	A2577	U2505	A2439	G2367	C2305	G2239	C2163	G2097	G2036	C1968	G1883	G1792	
G2723	G2640	C2578	G2506	G2440	G2368	C2306	G2240	C2164	U2098	G2037	G1968	A1884	C1793	
G2724	C2641	G2579	C2507	C2441	G2369	G2307	C2241	G2165	U2099	G2038	A1969	A1885	U1794	
G2725	G2642	U2580	G2508	C2442	G2370	G2308	C2242	G2166	G2100	G2039	A1970	C1886	C1795	
U2726	U2643	G2581	G2509	G2443	G2371	A2309	U2243	G2167	G2101	C2040	A1971	U1796	U1796	
G2727	G2644	G2582	C2510	G2444	A2372	A2310	U2244	G2168	U2102	U2041	A1972	A1889	C1797	
G2728	G2645	G2583	G2511	G2445	A2373	A2311	U2245	A2169	C2103	A2042	G1973	A1890	U1798	
G2729	G2646	U2584	U2512	A2446	G2374	C2309	G2246	A2170	G2104	A2043	C1974	G1799	G1799	
C2730	G2647	G2585	G2513	A2447	G2375	C2310	A2247	A2171	C2105	C2044	A1977	C1800	C1800	
G2731	U2648	U2586	U2514	A2448	G2376	C2311	U2248	A2172	G2106	C2045	A1977	G1801	G1801	
G2732	G2649	C2587	C2515	U2449	G2377	C2312	U2249	A2173	C2107	G2046	A1980	A1802	A1802	
G2733	G2650	G2588	G2516	A2450	A2378	C2313	G2250	C2174	C2108	U2047	G1980	A1803	A1803	
A2734	G2651	U2589	C2517	A2451	G2379	C2314	G2251	C2175	U2109	G2048	A1981	C1804	C1804	
G2735	G2652	A2590	G2518	A2452	G2380	C2315	G2252	C2176	G2110	G2049	C1982	U1805	U1805	
G2736	G2653	C2591	U2519	G2453	C2381	G2316	G2253	A2176	C2111	C2050	C1983	C1806	C1806	
G2737	A2675	G2592	C2520	A2454	G2382	C2317	G2254	G2177	G2112	A2051	G1984	C1806	C1806	
G2738	G2676	U2593	G2521	G2455	G2383	C2318	C2255	C2177	U2113	A2052	G1985	A1809	A1809	
U2739	G2677	C2594	C2522	C2456	G2384	C2319	G2256	G2178	A2114	G2053	U1911	A1810	A1810	
A2740	A2678	G2595	G2523	A2459	G2385	C2320	U2249	G2179	G2115	A2054	A1912	A1811	G1811	
A2741	C2679	C2596	C2524	U2460	A2386	C2321	G2259	G2180	G2116	C2055	C1913	G1811	G1811	
C2742	G2680	U2596	G2525	G2461	A2387	C2322	G2260	G2181	G2117	G2056	C1914	G1814	G1814	
G2747	U2682	G2599	G2526	U2462	A2388	C2323	U2261	G2182	G2118	G2057	U1917	A1815	A1815	
A2748	C2683	A2600	G2527	C2463	A2389	C2324	U2262	G2183	A2119	A2058	G1987	G1816	G1816	
G2749	G2684	G2601	C2528	C2464	G2390	C2325	C2263	G2184	G2120	A2059	G1998	G1817	G1817	
A2750	U2687	G2602	C2529	C2465	G2391	C2326	A2267	G2185	G2121	A2060	C1999	U1818	U1818	
G2751	U2688	C2603	G2530	G2466	C2392	C2327	G2268	G2186	U2122	G2061	C1999	U1819	U1819	
U2689	G2689	A2541	G2468	A2469	C2393	A2327	A2269	G2187	G2123	A2001	G1999	U1923	G2000	
G2680	G2680	A2542	U2406	A2469	C2394	A2328	U2270	G2188	G2124	G2062	U1993	C1924	U1820	
G2687	C2691	A2543	U2407	U2406	C2395	A2329	G2271	G2189	G2125	C2063	G2002	U1925	C1925	
U2609	G2692	G2544	U2408	U2407	G2396	G2328	U2272	G2190	A2126	C2064	A2005	U1926	U1926	
G2610	G2693	G2545	G2474	G2475	G2396	G2329	U2273	G2191	C2126	C2065	A1927	A1826	C2065	
			G2475	G2475	G2396	G2330	U2274	G2192	C2127	C2066	C2006	A1928	C1826	C1826
			G2476	G2476	G2396	G2331	U2275	G2193	G2128	C2067	C2007	C1929	C1827	C1827

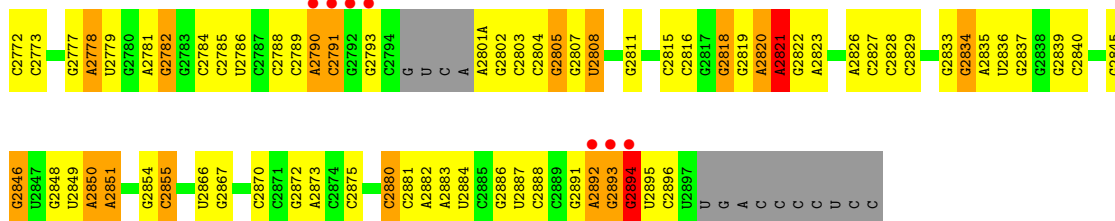


● Molecule 23: 23S Ribosomal RNA

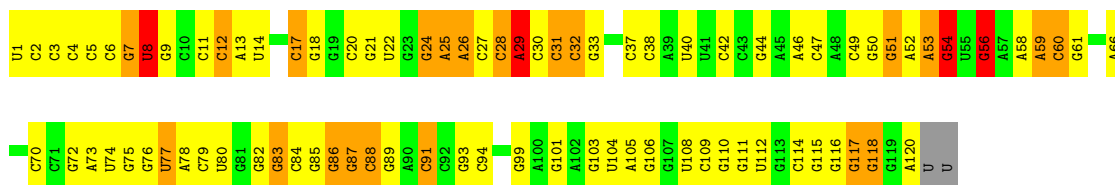
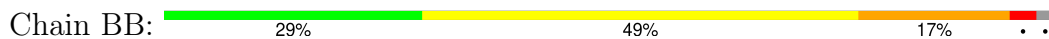


A1654	C1657	C1658	U1659	C1660	G1661	A1665	A1668	C1669	C1670	U1671	G1674	C1675	A1676	A1677	G1678	G1691	C1692	C1693	C1694	C1695	C1696	C1697	U1698	C1699	U1700	A1701	G1702	G1703	C1708	C1711	C1712	U1720	A1721	C1722	U1729	G1740	C1745A	G1746	G1747	G1750	G1753	C1754	C1754																																																																																																																																																																																																																											
A1508	C1509	A1509A	A1509B	G1510	A1511	U1514	G1515	U1518	G1519	G1520	U1523	G1524	G1525	G1526	G1527	U1529	C1530	C1531	C1532	G1533	U1534	A1535	C1536	G1537	G1538	G1539	G1540	A1541	A1542	C1543	A1544	A1545	C1546	C1547	C1548	A1554	C1557	A1558	G1559	G1560	A1561	A1562	G1563	C1564	C1565	A1566	A1567	G1568	A1569	A1570	A1571	C1575	U1576	C1577																																																																																																																																																																																																																
U1578	A1579	A1580	G1581	C1582	A1583	C1584	A1586	A1587	C1588	G1592	G1593	G1594	A1597	C1598	G1599	C1600	G1601	U1602	A1603	C1604	C1605	G1606	C1607	U1608	A1609	A1610	C1611	C1612	G1613	A1614	C1615	A1616	C1617	A1618	C1625	G1628	C1631	A1634	G1635	C1636	A1637	C1638	U1639	C1640	A1641	G1642	G1647	C1648	G1651	A1652	C1653																																																																																																																																																																																																																			
A1508	C1509	A1509A	A1509B	G1510	A1511	U1514	G1515	U1518	G1519	G1520	U1523	G1524	G1525	G1526	G1527	U1529	C1530	C1531	C1532	G1533	U1534	A1535	C1536	G1537	G1538	G1539	G1540	A1541	A1542	C1543	A1544	A1545	C1546	C1547	C1548	A1554	C1557	A1558	G1559	G1560	A1561	A1562	G1563	C1564	C1565	A1566	A1567	G1568	A1569	A1570	A1571	C1575	U1576	C1577																																																																																																																																																																																																																
U1288	C1289	U1290	U1291	U1292	U1293	U1294	C1295	G1296	C1297	C1298	U1299	A1300	A1301	A1302	G1303	C1304	C1305	U1306	A1307	A1308	G1309	G1310	C1311	U1312	U1313	C1314	C1315	G1316	U1317	C1318	G1319	C1320	A1321	G1324	C1325	U1326	C1327	G1328	U1329	C1330	A1331	G1332	C1333	A1336	G1337	G1338	G1339	U1340	U1341	A1342	G1422	G1425	A1427	C1428	A1430																																																																																																																																																																																																															
G1206	C1207	C1208	G1209	U1210	U1211	A1212	G1213	A1214	U1215	C1218	G1219	C1222	G1223	C1224	U1225	A1226	U1227	G1235	U1236	A1237	G1238	U1239	U1240	A1241	A1247	G1248	U1250	U1251	G1252	A1253	A1254	U1255	G1256	C1257	C1258	G1259	G1266	U1267	A1268	G1271	A1272	U1273	A1274	A1275	A1278	C1281	U1282	A1284	G1285	A1286																																																																																																																																																																																																																				
G1122	C1123	C1124	G1125	A1126	U1127	A1128	A1129	U1130	C1135	G1136	G1137	G1138	G1139	C1140	U1141	U1142	A1143	G1144	G1149	C1153	G1154	A1155	C1161	G1162	G1163	U1164	U1165	U1166	U1167	G1168	G1171	G1177	A1180	U1181	U1182	U1183	U1184	U1185	U1186	A1189	G1190	G1191	C1200	C1201	C1202	G1203	A1204	U1205																																																																																																																																																																																																																						
A1001	G1002	C1003	U1004	C1007	C1008	A1009	A1010	G1011	U1012	C1013	U1014	G1015	U1016	G1017	C1018	U1019	A1020	A1021	G1022	U1023	C1024	G1025	C1026	A1027	U1028	A1029	A1030	G1031	U1032	C1033	U1034	U1035	U1036	G1037	C1038	G1039	C1040	G1041	U1042	C1043	A1044	A1045	A1046	G1047	A1048	C1049	A1050	G1051	C1052	A1053	C1054	U1055	U1056	U1057	U1058	U1059	U1060	U1061	U1062	U1063	U1064	U1065	U1066	U1067	U1068	U1069	U1070	U1071	U1072	U1073	U1074	U1075	U1076	U1077	U1078	U1079	U1080	U1081	U1082	U1083	U1084	U1085	U1086	U1087	U1088	U1089	U1090	U1091	U1092	U1093	U1094	U1095	U1096	U1097	U1098	U1099	U1100	U1101	U1102	U1103	U1104	U1105	U1106	U1107	U1108	U1109	U1110	U1111	U1112	U1113	U1114	U1115	U1116	U1117	U1118	U1119	U1120	U1121																																																																																																																																																
U930	G931	A932	G933	A934	C935	C936	U937	G938	C939	U940	A941	A945	G946	G947	U948	G949	C950	G951	G952	A953	G954	C955	C956	A957	U958	A959	A960	U961	G968	C971	G974	C975	G975A	G978	G979	A980	A981	C982	A983	A984	C985	C986	C987	A988	G989	A990	C991	C992	G993	C994	C995	A996	G997																																																																																																																																																																																																																	
G859	U860	A861	G862	A863	G864	C865	A866	C867	U868	G869	A870	C871	U872	A873	C874	U875	A876	C877	U878	A879	C880	U881	A882	C883	C884	C885	C886	C887	C888	C889	C890	C891	C892	C893	C894	C895	C896	C897	C898	C899	C900	C901	C902	C903	C904	C905	C906	C907	C908	C909	C910	C911	C912	C913	C914	C915	C916	C917	C918	C919	C920	C921	C922	C923	C924	C925	C926	C927	C928	C929	C930	C931	C932	C933	C934	C935	C936	C937	C938	C939	C940	C941	C942	C943	C944	C945	C946	C947	C948	C949	C950	C951	C952	C953	C954	C955	C956	C957	C958	C959	C960	C961	C962	C963	C964	C965	C966	C967	C968	C969	C970	C971	C972	C973	C974	C975	C976	C977	C978	C979	C980	C981	C982	C983	C984	C985	C986	C987	C988	C989	C990	C991	C992	C993	C994	C995	C996	C997	C998	C999	C1000	C1001	C1002	C1003	C1004	C1005	C1006	C1007	C1008	C1009	C1010	C1011	C1012	C1013	C1014	C1015	C1016	C1017	C1018	C1019	C1020	C1021	C1022	C1023	C1024	C1025	C1026	C1027	C1028	C1029	C1030	C1031	C1032	C1033	C1034	C1035	C1036	C1037	C1038	C1039	C1040	C1041	C1042	C1043	C1044	C1045	C1046	C1047	C1048	C1049	C1050	C1051	C1052	C1053	C1054	C1055	C1056	C1057	C1058	C1059	C1060	C1061	C1062	C1063	C1064	C1065	C1066	C1067	C1068	C1069	C1070	C1071	C1072	C1073	C1074	C1075	C1076	C1077	C1078	C1079	C1080	C1081	C1082	C1083	C1084	C1085	C1086	C1087	C1088	C1089	C1090	C1091	C1092	C1093	C1094	C1095	C1096	C1097	C1098	C1099	C1100	C1101	C1102	C1103	C1104	C1105	C1106	C1107	C1108	C1109	C1110	C1111	C1112	C1113	C1114	C1115	C1116	C1117	C1118	C1119	C1120	C1121
C796	C797	G798	G799	A800	C801	A802	U803	A804	C805	U807	C806	U808	C809	U810	C811	U812	U813	C814	C815	C816	C817	C818	A819	C820	A821	U822	U826	A829	C830	U831	U832	U833	C834	C835	C836	C837	C838	C839	C840	A841	C844	C845	U847	C848	A849	C850	U851	C855	C856	U858																																																																																																																																																																																																																				
G728	G729	C730	G733	A734	C737	G738	G741	G742	G743	G744	G745	G746	U747	G748	C749	A750	A751	A752	C753	C754	C755	C756	G760	A761	U762	G763	A764	G765	G766	U767	G768	G769	C772	U773	A774	G775	G776	A777	G780	A781	A782	A783	A784	G785	A788	A789	C790	C791	G792	A793	G794	A795	C796	C797																																																																																																																																																																																																																

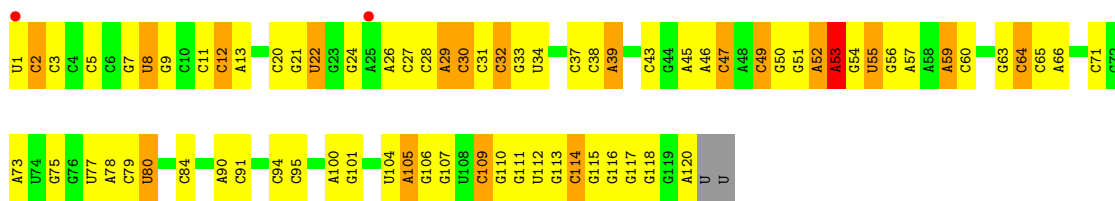




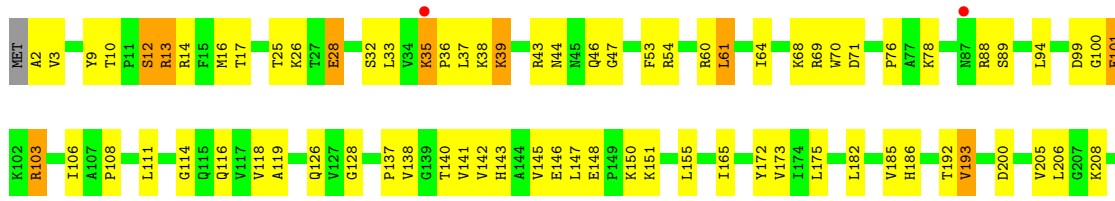
• Molecule 24: 5S Ribosomal RNA



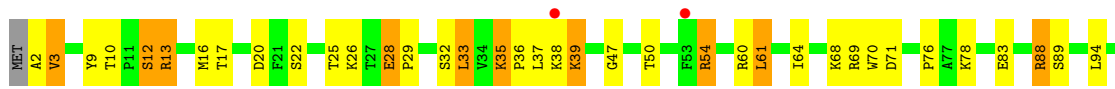
• Molecule 24: 5S Ribosomal RNA

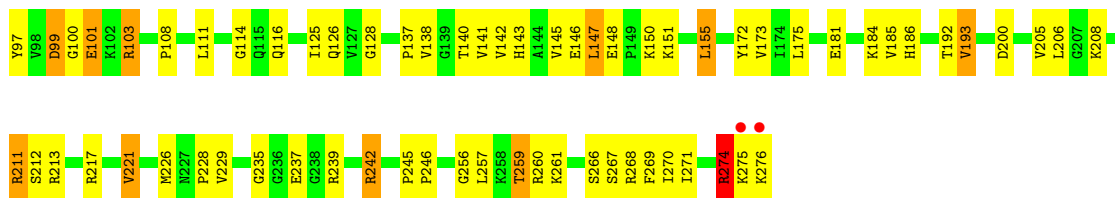


• Molecule 25: 50S Ribosomal Protein L2

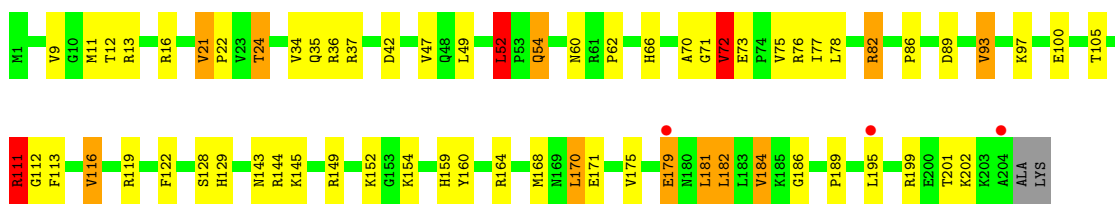


• Molecule 25: 50S Ribosomal Protein L2

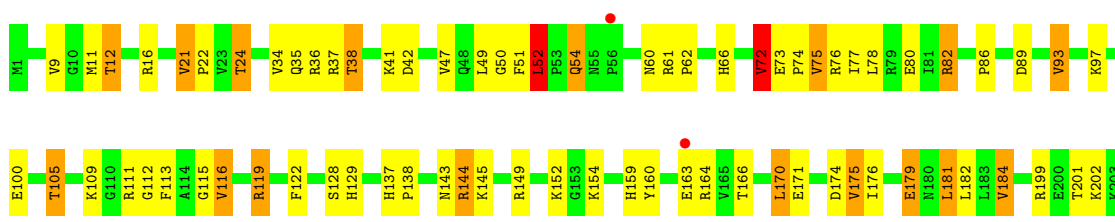




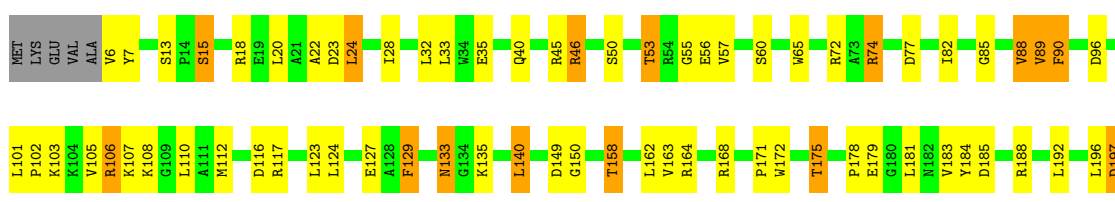
• Molecule 26: 50S Ribosomal Protein L3



• Molecule 26: 50S Ribosomal Protein L3

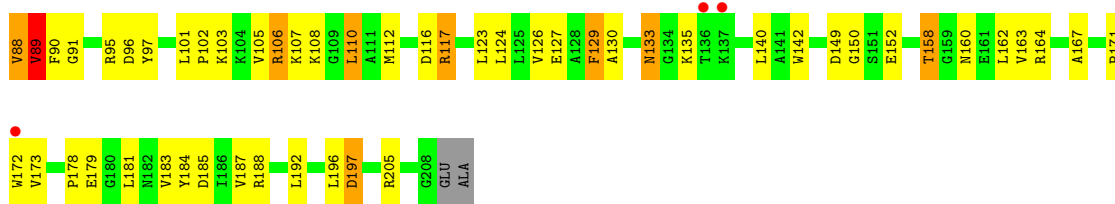


• Molecule 27: 50S Ribosomal Protein L4



• Molecule 27: 50S Ribosomal Protein L4

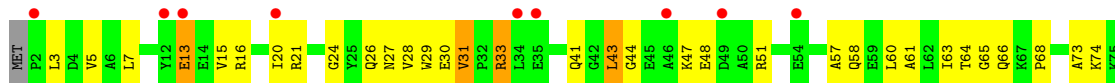




• Molecule 28: 50S Ribosomal Protein L5



• Molecule 28: 50S Ribosomal Protein L5

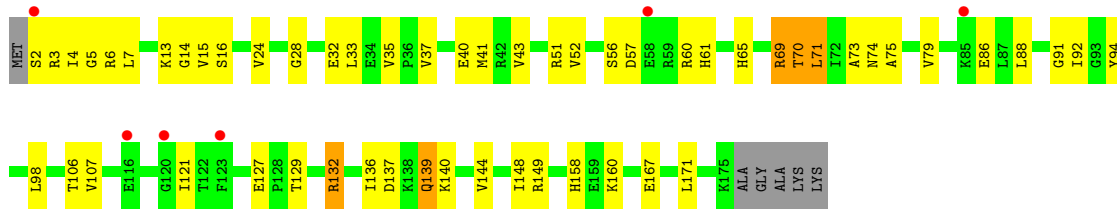


• Molecule 29: 50S Ribosomal Protein L6

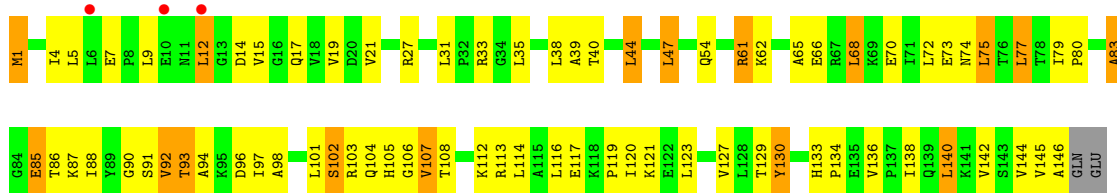


• Molecule 29: 50S Ribosomal Protein L6

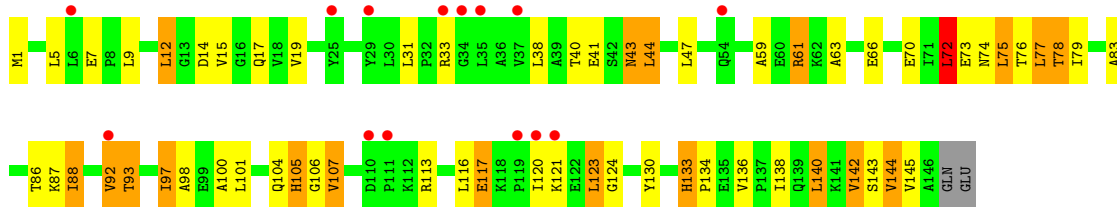




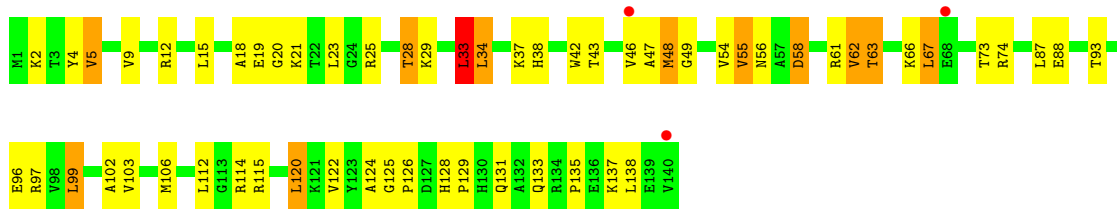
• Molecule 30: 50S Ribosomal Protein L9



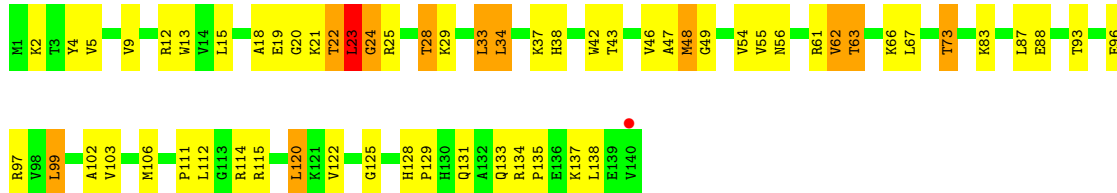
• Molecule 30: 50S Ribosomal Protein L9



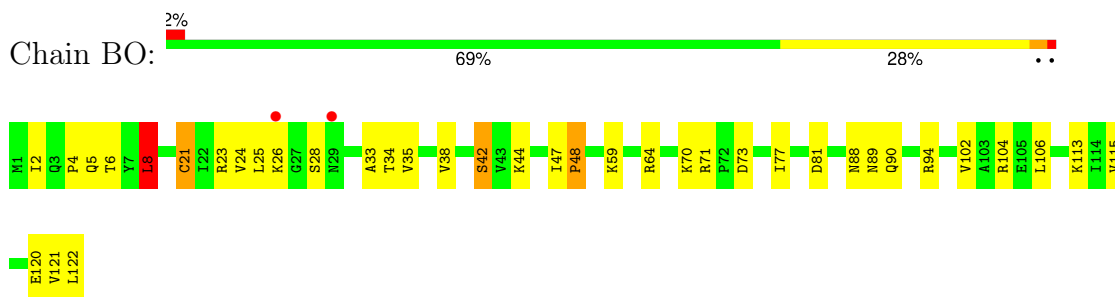
• Molecule 31: 50S Ribosomal Protein L13



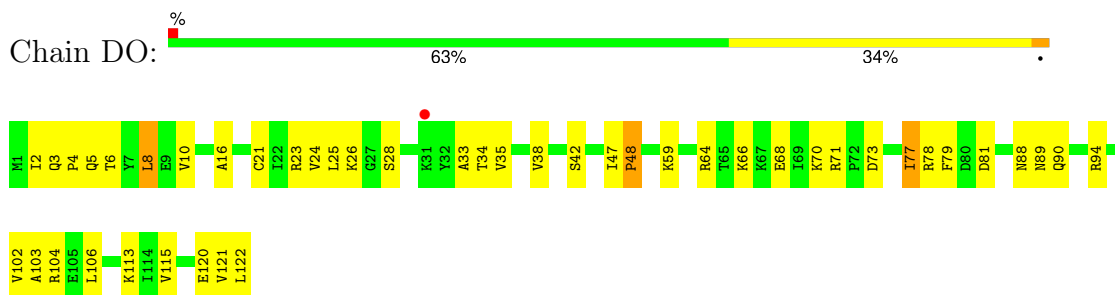
• Molecule 31: 50S Ribosomal Protein L13



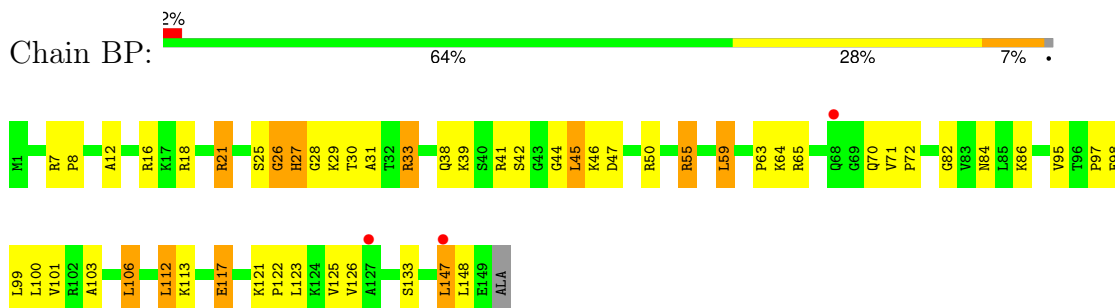
• Molecule 32: 50S Ribosomal Protein L14



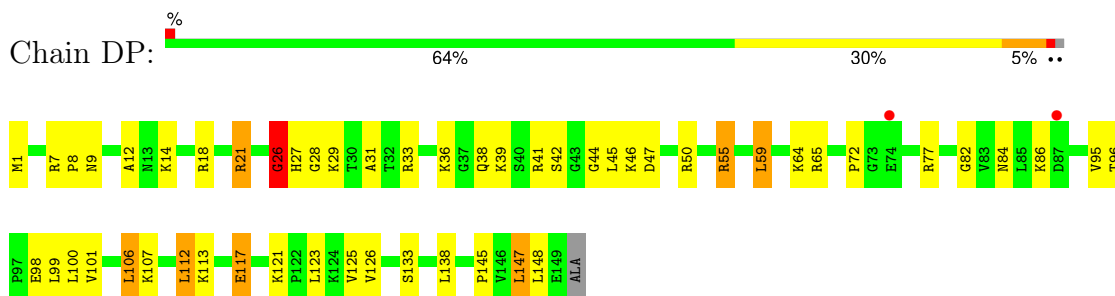
- Molecule 32: 50S Ribosomal Protein L14



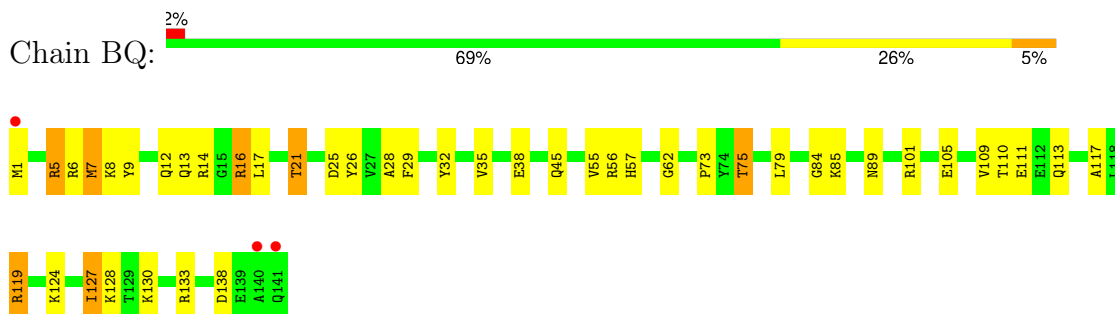
- Molecule 33: 50S Ribosomal Protein L15



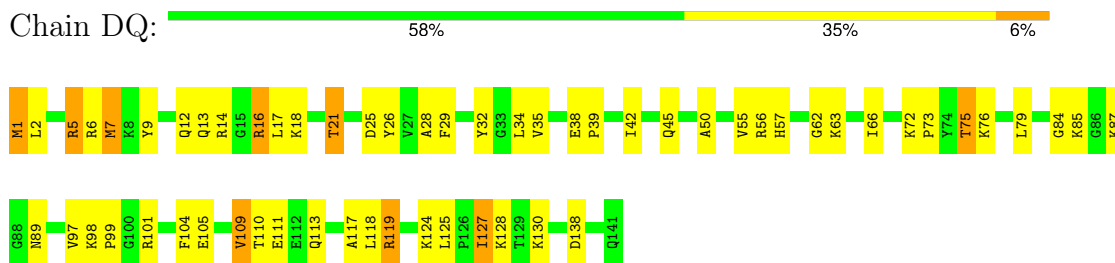
- Molecule 33: 50S Ribosomal Protein L15



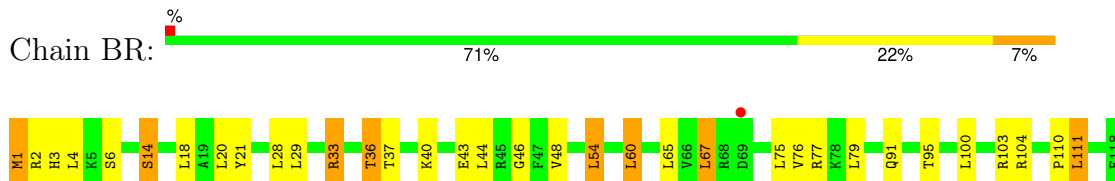
- Molecule 34: 50S Ribosomal Protein L16



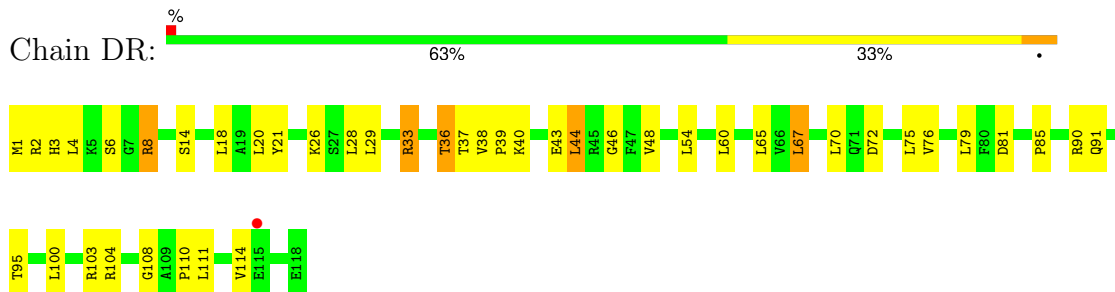
- Molecule 34: 50S Ribosomal Protein L16



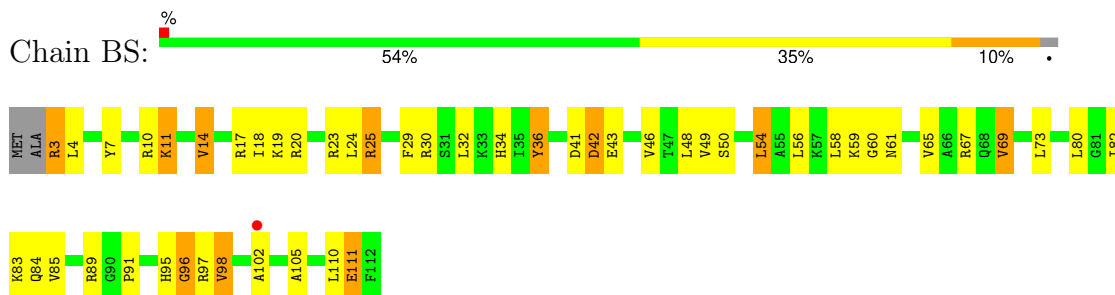
- Molecule 35: 50S Ribosomal Protein L17



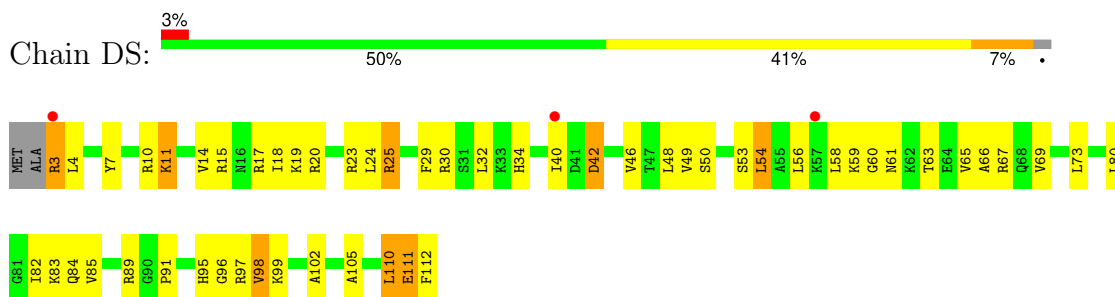
- Molecule 35: 50S Ribosomal Protein L17



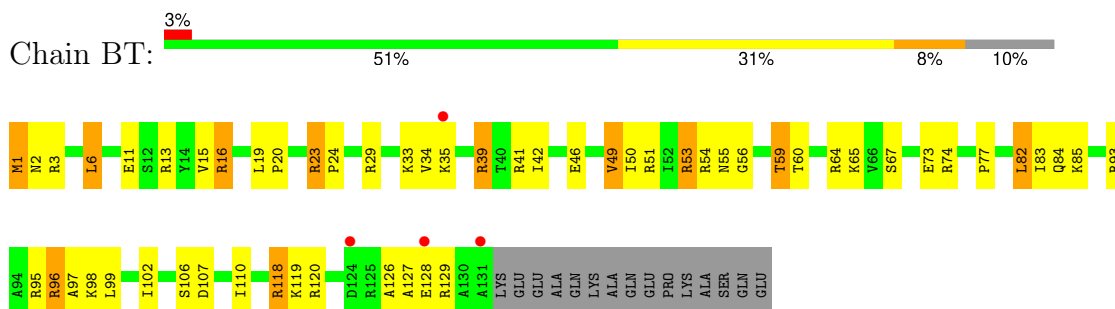
- Molecule 36: 50S Ribosomal Protein L18



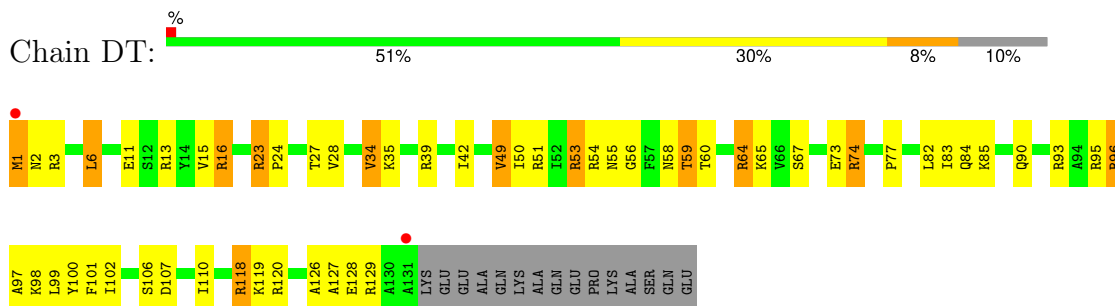
- Molecule 36: 50S Ribosomal Protein L18



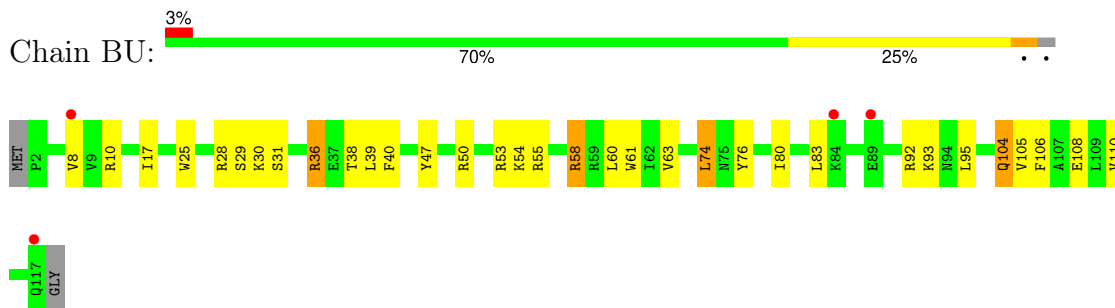
- Molecule 37: 50S Ribosomal Protein L19



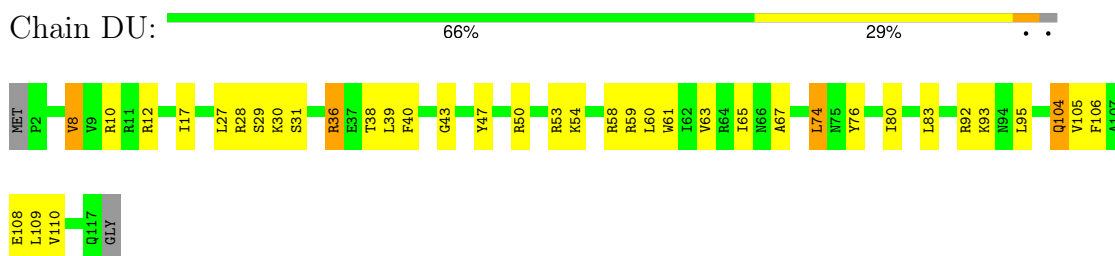
• Molecule 37: 50S Ribosomal Protein L19



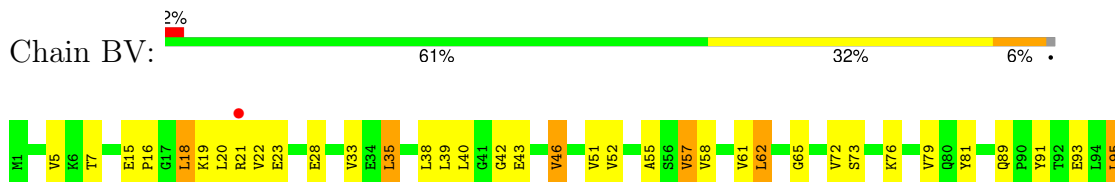
• Molecule 38: 50S Ribosomal Protein L20

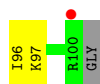


• Molecule 38: 50S Ribosomal Protein L20



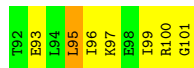
• Molecule 39: 50S Ribosomal Protein L21





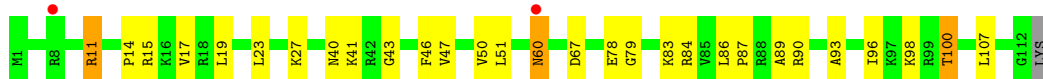
- Molecule 39: 50S Ribosomal Protein L21

Chain DV: 57% 35% 8%



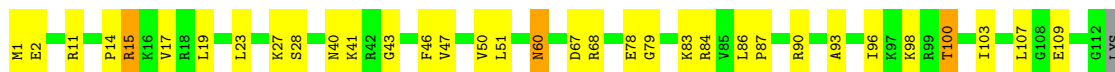
- Molecule 40: 50S Ribosomal Protein L22

Chain BW: 2% 73% 23%



- Molecule 40: 50S Ribosomal Protein L22

Chain DW: 69% 27%



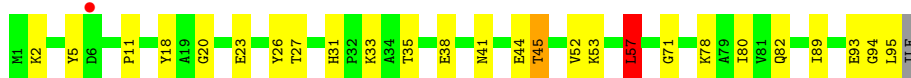
- Molecule 41: 50S Ribosomal Protein L23

Chain BX: 4% 73% 23%



- Molecule 41: 50S Ribosomal Protein L23

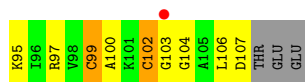
Chain DX: 72% 25%



- Molecule 42: 50S Ribosomal Protein L24

Chain BY: 5% 54% 39% 5%

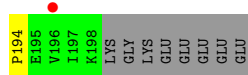
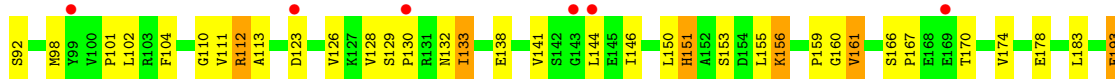
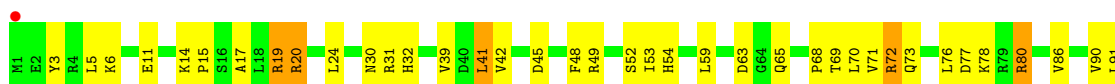





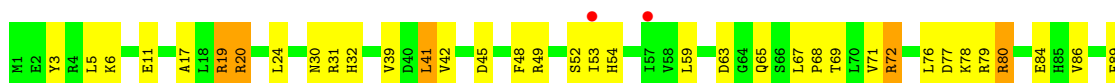
- Molecule 42: 50S Ribosomal Protein L24



- Molecule 43: 50S Ribosomal Protein L25



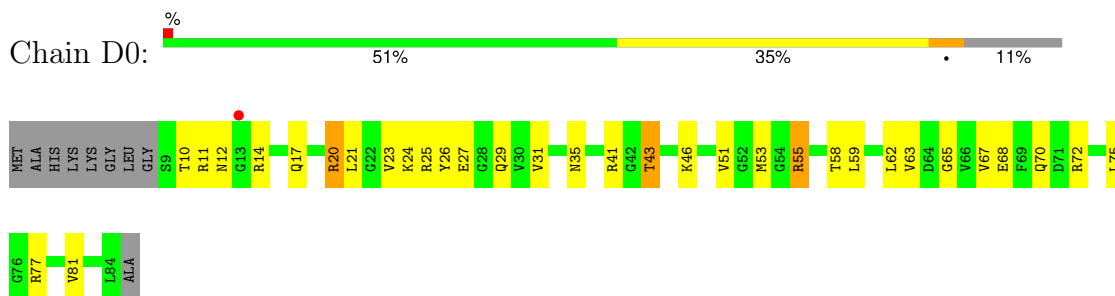
- Molecule 43: 50S Ribosomal Protein L25



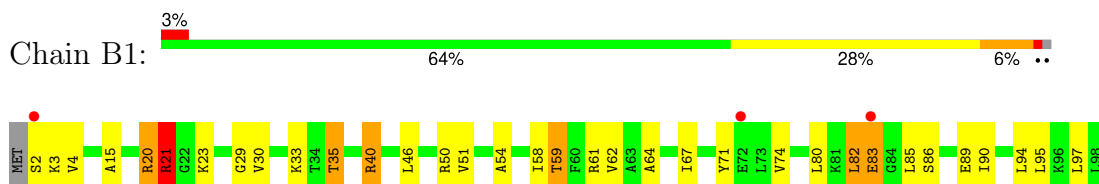
- Molecule 44: 50S Ribosomal Protein L27



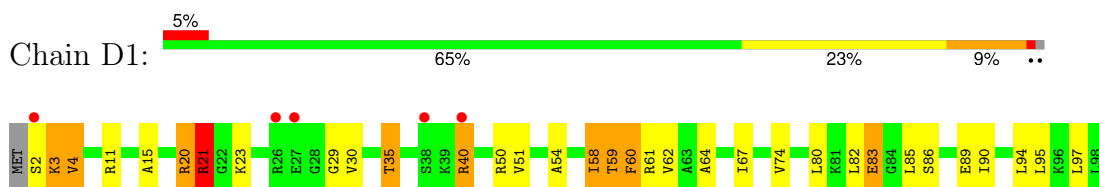
- Molecule 44: 50S Ribosomal Protein L27



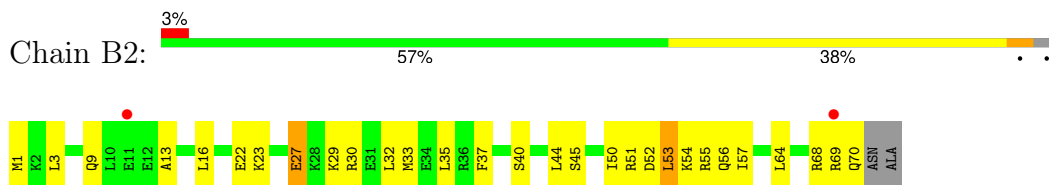
- Molecule 45: 50S Ribosomal Protein L28



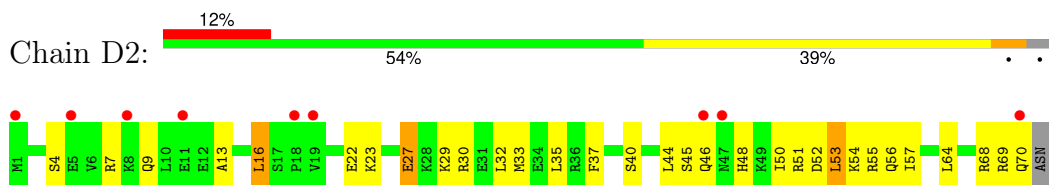
- Molecule 45: 50S Ribosomal Protein L28



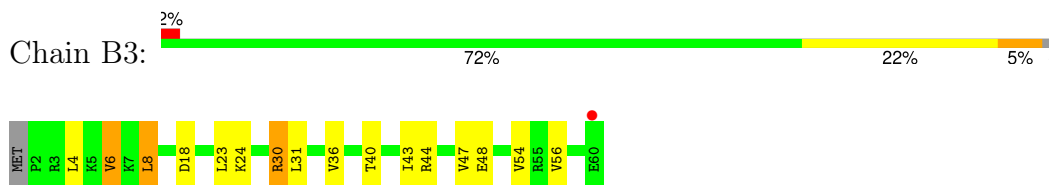
- Molecule 46: 50S Ribosomal Protein L29



- Molecule 46: 50S Ribosomal Protein L29



- Molecule 47: 50S Ribosomal Protein L30

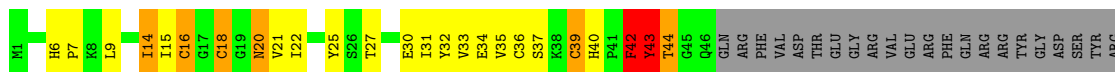
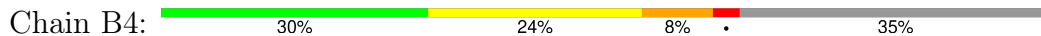


- Molecule 47: 50S Ribosomal Protein L30

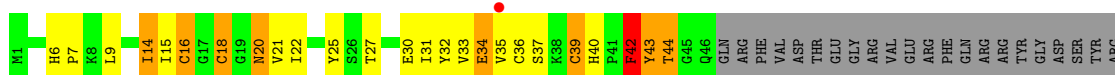
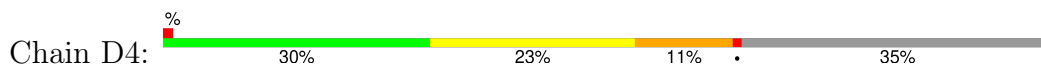




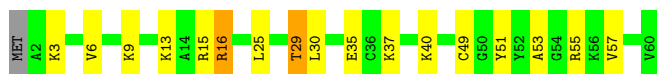
• Molecule 48: 50S Ribosomal Protein L31



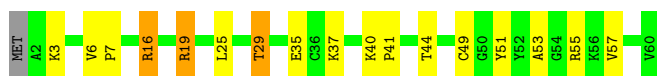
• Molecule 48: 50S Ribosomal Protein L31



• Molecule 49: 50S Ribosomal Protein L32



• Molecule 49: 50S Ribosomal Protein L32



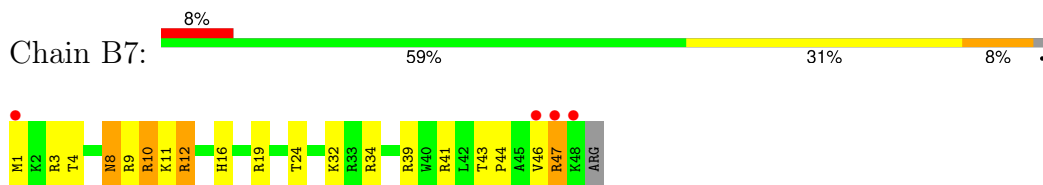
• Molecule 50: 50S Ribosomal Protein L33



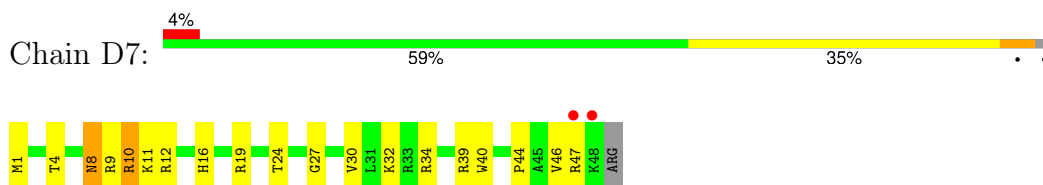
• Molecule 50: 50S Ribosomal Protein L33



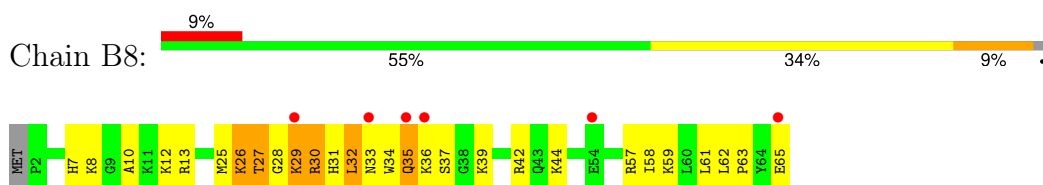
- Molecule 51: 50S Ribosomal Protein L34



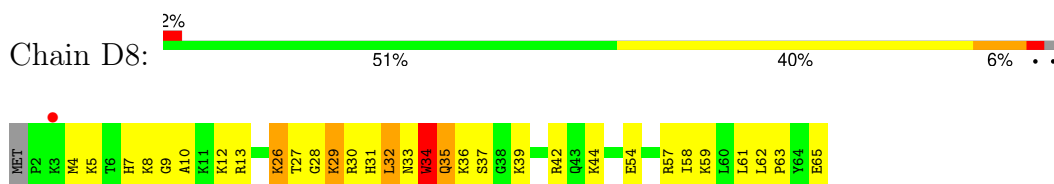
- Molecule 51: 50S Ribosomal Protein L34



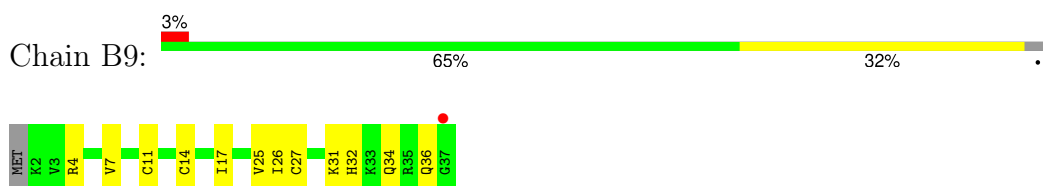
- Molecule 52: 50S Ribosomal Protein L35



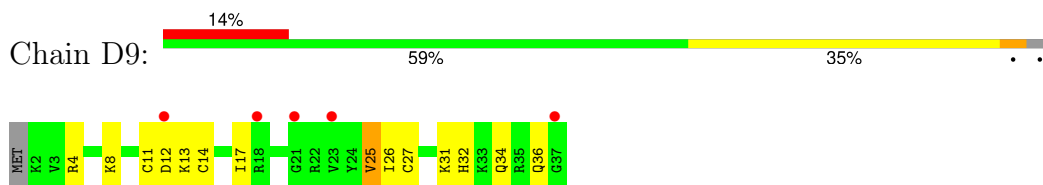
- Molecule 52: 50S Ribosomal Protein L35



- Molecule 53: 50S Ribosomal Protein L36



- Molecule 53: 50S Ribosomal Protein L36



4 Data and refinement statistics

Property	Value	Source
Space group	P 21 21 21	Depositor
Cell constants a, b, c, α , β , γ	210.24Å 451.44Å 621.64Å 90.00° 90.00° 90.00°	Depositor
Resolution (Å)	49.75 – 3.00 49.75 – 3.00	Depositor EDS
% Data completeness (in resolution range)	97.9 (49.75-3.00) 97.9 (49.75-3.00)	Depositor EDS
R_{merge}	0.27	Depositor
R_{sym}	(Not available)	Depositor
$\langle I/\sigma(I) \rangle$ ¹	1.34 (at 3.01Å)	Xtrriage
Refinement program	PHENIX 1.7.2_869	Depositor
R, R_{free}	0.218 , 0.254 0.215 , 0.250	Depositor DCC
R_{free} test set	57194 reflections (5.01%)	wwPDB-VP
Wilson B-factor (Å ²)	68.3	Xtrriage
Anisotropy	0.254	Xtrriage
Bulk solvent k_{sol} (e/Å ³), B_{sol} (Å ²)	0.28 , 57.0	EDS
L-test for twinning ²	$\langle L \rangle = 0.45$, $\langle L^2 \rangle = 0.27$	Xtrriage
Estimated twinning fraction	No twinning to report.	Xtrriage
F_o, F_c correlation	0.92	EDS
Total number of atoms	283930	wwPDB-VP
Average B, all atoms (Å ²)	85.0	wwPDB-VP

Xtrriage's analysis on translational NCS is as follows: *The largest off-origin peak in the Patterson function is 1.58% of the height of the origin peak. No significant pseudotranslation is detected.*

¹Intensities estimated from amplitudes.

²Theoretical values of $\langle |L| \rangle$, $\langle L^2 \rangle$ for acentric reflections are 0.5, 0.333 respectively for untwinned datasets, and 0.375, 0.2 for perfectly twinned datasets.

5 Model quality

5.1 Standard geometry

Bond lengths and bond angles in the following residue types are not validated in this section: ZN, MG

The Z score for a bond length (or angle) is the number of standard deviations the observed value is removed from the expected value. A bond length (or angle) with $|Z| > 5$ is considered an outlier worth inspection. RMSZ is the root-mean-square of all Z scores of the bond lengths (or angles).

Mol	Chain	Bond lengths		Bond angles	
		RMSZ	# Z >5	RMSZ	# Z >5
1	AA	0.99	24/36215 (0.1%)	1.43	546/56522 (1.0%)
1	CA	0.91	21/36123 (0.1%)	1.38	452/56379 (0.8%)
2	AB	0.59	0/1809	0.73	1/2450 (0.0%)
2	CB	0.61	0/1809	0.73	1/2450 (0.0%)
3	AC	0.72	0/1474	0.82	2/2003 (0.1%)
3	CC	0.68	0/1474	0.79	2/2003 (0.1%)
4	AD	0.69	3/1556 (0.2%)	0.76	2/2113 (0.1%)
4	CD	0.64	2/1556 (0.1%)	0.74	2/2113 (0.1%)
5	AE	0.58	0/1121	0.79	0/1517
5	CE	0.58	0/1121	0.78	1/1517 (0.1%)
6	AF	0.55	0/790	0.71	0/1077
6	CF	0.54	0/790	0.70	0/1077
7	AG	0.83	0/1183	0.89	1/1599 (0.1%)
7	CG	0.72	0/1183	0.77	0/1599
8	AH	0.51	0/1065	0.67	0/1445
8	CH	0.50	0/1065	0.67	0/1445
9	AI	0.84	0/867	0.84	0/1180
9	CI	0.74	0/867	0.84	1/1180 (0.1%)
10	AJ	0.78	0/676	0.86	0/924
10	CJ	0.75	0/676	0.88	2/924 (0.2%)
11	AK	0.51	0/843	0.71	0/1144
11	CK	0.53	0/843	0.69	0/1144
12	AL	0.56	0/921	0.74	0/1247
12	CL	0.54	0/921	0.73	0/1247
13	AM	0.92	0/814	0.92	2/1107 (0.2%)
13	CM	0.72	0/814	0.83	0/1107
14	AN	0.79	0/487	0.93	0/649
14	CN	0.66	0/487	0.71	1/649 (0.2%)
15	AO	0.52	0/735	0.72	0/981
15	CO	0.52	0/735	0.72	0/981
16	AP	0.56	0/667	0.82	0/905
16	CP	0.54	0/667	0.84	1/905 (0.1%)

Mol	Chain	Bond lengths		Bond angles	
		RMSZ	# Z >5	RMSZ	# Z >5
17	AQ	0.56	0/836	0.72	0/1117
17	CQ	0.57	0/836	0.72	0/1117
18	AR	0.54	0/519	0.79	0/699
18	CR	0.56	0/519	0.79	0/699
19	AS	0.92	0/574	0.92	0/781
19	CS	0.69	0/574	0.81	0/781
20	AT	0.54	0/715	0.78	0/947
20	CT	0.52	0/715	0.77	0/947
21	AU	0.78	0/203	0.77	0/266
21	CU	0.73	0/203	0.68	0/266
22	AV	0.63	0/339	0.75	0/464
22	CV	0.65	0/360	0.85	1/492 (0.2%)
23	BA	1.60	727/67771 (1.1%)	1.72	2179/105789 (2.1%)
23	DA	1.16	149/67893 (0.2%)	1.60	1664/105982 (1.6%)
24	BB	1.11	3/2878 (0.1%)	1.57	62/4490 (1.4%)
24	DB	0.97	4/2878 (0.1%)	1.46	37/4490 (0.8%)
25	BD	0.88	3/2186 (0.1%)	0.96	0/2944
25	DD	0.80	2/2186 (0.1%)	0.91	1/2944 (0.0%)
26	BE	0.89	0/1588	0.96	3/2145 (0.1%)
26	DE	0.75	0/1588	0.92	0/2145
27	BF	0.88	1/1615 (0.1%)	0.86	0/2188
27	DF	0.70	0/1615	0.90	2/2188 (0.1%)
28	BG	0.53	0/1393	0.71	0/1892
28	DG	0.59	0/1393	0.71	0/1892
29	BH	0.68	0/1343	0.80	3/1820 (0.2%)
29	DH	0.60	0/1343	0.77	2/1820 (0.1%)
30	BI	0.64	0/1055	0.83	0/1445
30	DI	0.65	0/1053	0.84	1/1442 (0.1%)
31	BN	0.86	0/1139	0.87	2/1538 (0.1%)
31	DN	0.65	0/1139	0.87	1/1538 (0.1%)
32	BO	0.79	1/933 (0.1%)	0.86	1/1257 (0.1%)
32	DO	0.70	0/933	0.86	1/1257 (0.1%)
33	BP	0.80	0/1148	0.93	1/1529 (0.1%)
33	DP	0.67	0/1148	0.93	2/1529 (0.1%)
34	BQ	0.79	0/1143	0.89	0/1527
34	DQ	0.70	0/1143	0.86	0/1527
35	BR	0.82	0/982	0.94	2/1312 (0.2%)
35	DR	0.74	0/982	0.93	2/1312 (0.2%)
36	BS	0.65	0/875	0.88	0/1168
36	DS	0.66	0/875	0.84	0/1168
37	BT	0.74	0/1077	0.87	0/1444
37	DT	0.66	0/1077	0.85	0/1444
38	BU	1.02	0/977	0.89	0/1301

Mol	Chain	Bond lengths		Bond angles	
		RMSZ	# Z >5	RMSZ	# Z >5
38	DU	0.79	0/977	0.88	0/1301
39	BV	0.89	0/771	0.84	0/1037
39	DV	0.70	0/782	0.84	1/1049 (0.1%)
40	BW	1.04	0/891	0.99	2/1197 (0.2%)
40	DW	0.87	0/891	0.91	0/1197
41	BX	0.87	0/756	0.88	1/1016 (0.1%)
41	DX	0.78	0/756	0.84	1/1016 (0.1%)
42	BY	0.81	0/798	0.88	0/1073
42	DY	0.72	1/798 (0.1%)	0.87	1/1073 (0.1%)
43	BZ	0.62	0/1555	0.82	1/2118 (0.0%)
43	DZ	0.63	0/1555	0.80	1/2118 (0.0%)
44	B0	0.83	0/602	0.86	0/804
44	D0	0.73	0/602	0.81	0/804
45	B1	0.80	0/752	1.00	3/1003 (0.3%)
45	D1	0.77	0/752	0.99	2/1003 (0.2%)
46	B2	0.81	0/590	0.82	0/781
46	D2	0.71	0/590	0.83	0/781
47	B3	0.79	0/463	0.86	1/623 (0.2%)
47	D3	0.64	0/463	0.82	0/623
48	B4	0.64	0/358	0.82	1/487 (0.2%)
48	D4	0.70	0/358	0.82	1/487 (0.2%)
49	B5	1.01	0/469	0.99	1/634 (0.2%)
49	D5	0.75	0/469	0.95	1/634 (0.2%)
50	B6	0.84	1/456 (0.2%)	0.86	0/609
50	D6	0.92	2/456 (0.4%)	0.89	2/609 (0.3%)
51	B7	1.07	0/426	1.16	2/561 (0.4%)
51	D7	0.92	0/426	1.00	0/561
52	B8	0.88	0/516	1.00	2/679 (0.3%)
52	D8	0.73	1/516 (0.2%)	0.92	1/679 (0.1%)
53	B9	0.85	0/300	0.91	0/395
53	D9	0.68	0/300	0.83	0/395
All	All	1.12	945/304490 (0.3%)	1.42	5009/455973 (1.1%)

Chiral center outliers are detected by calculating the chiral volume of a chiral center and verifying if the center is modelled as a planar moiety or with the opposite hand. A planarity outlier is detected by checking planarity of atoms in a peptide group, atoms in a mainchain group or atoms of a sidechain that are expected to be planar.

Mol	Chain	#Chirality outliers	#Planarity outliers
2	AB	0	3
2	CB	0	3
3	AC	0	1

Continued on next page...

Continued from previous page...

Mol	Chain	#Chirality outliers	#Planarity outliers
3	CC	0	2
5	CE	0	1
7	AG	0	4
7	CG	0	1
9	AI	0	2
9	CI	0	1
10	AJ	0	3
12	AL	0	1
12	CL	0	1
13	AM	0	3
13	CM	0	1
14	AN	0	3
17	AQ	0	1
17	CQ	0	1
19	AS	0	1
20	AT	0	2
20	CT	0	1
22	CV	0	3
25	BD	0	1
25	DD	0	1
26	BE	0	2
26	DE	0	1
27	BF	0	2
27	DF	0	3
28	BG	0	1
28	DG	0	1
30	BI	0	1
30	DI	0	1
31	BN	0	1
31	DN	0	2
32	BO	0	1
32	DO	0	1
33	BP	0	4
33	DP	0	2
36	BS	0	2
36	DS	0	1
37	BT	0	1
37	DT	0	1
41	BX	0	1
41	DX	0	1
42	BY	0	1
42	DY	0	1

Continued on next page...

Continued from previous page...

Mol	Chain	#Chirality outliers	#Planarity outliers
43	BZ	0	1
45	B1	0	1
45	D1	0	1
48	B4	0	3
48	D4	0	2
52	D8	0	2
All	All	0	83

All (945) bond length outliers are listed below:

Mol	Chain	Res	Type	Atoms	Z	Observed(Å)	Ideal(Å)
1	CA	1459	C	N1-C2	17.17	1.57	1.40
1	AA	1459	C	N1-C2	16.97	1.57	1.40
1	AA	1442(A)	G	N9-C4	16.14	1.50	1.38
1	CA	1442(A)	G	N9-C4	15.91	1.50	1.38
23	DA	528	A	N9-C4	-14.88	1.28	1.37
23	BA	530	G	C2-N3	-14.25	1.21	1.32
23	BA	1142(A)	A	N9-C4	-13.60	1.29	1.37
1	CA	90	U	C4-O4	13.40	1.34	1.23
23	BA	2335	A	C6-N6	-12.80	1.23	1.33
1	AA	1442(A)	G	C2-N3	11.82	1.42	1.32
24	DB	120	A	C6-N6	-11.72	1.24	1.33
1	CA	1442(A)	G	C2-N3	11.63	1.42	1.32
23	BA	2296	U	C4-C5	11.32	1.53	1.43
23	BA	528	A	N9-C4	-11.10	1.31	1.37
24	BB	120	A	C6-N6	-10.88	1.25	1.33
50	D6	13	CYS	CB-SG	-10.86	1.63	1.82
23	BA	478	A	N3-C4	-10.54	1.28	1.34
23	DA	2296	U	C4-C5	10.51	1.53	1.43
1	CA	1459	C	C1'-N1	10.41	1.64	1.48
1	AA	1442(A)	G	N3-C4	10.30	1.42	1.35
23	BA	1142(A)	A	N3-C4	-10.26	1.28	1.34
1	AA	1459	C	C1'-N1	10.20	1.64	1.48
23	DA	2335	A	C6-N6	-9.99	1.25	1.33
23	BA	1762	A	N9-C4	9.95	1.43	1.37
23	BA	1325	G	P-O5'	-9.34	1.50	1.59
23	BA	467	G	P-OP1	-9.32	1.33	1.49
4	CD	9	CYS	CB-SG	9.32	1.98	1.82
1	CA	1442(A)	G	N3-C4	9.30	1.42	1.35
23	BA	2296	U	N1-C2	9.29	1.47	1.38
23	BA	2296	U	C4-O4	9.21	1.31	1.23
23	BA	2825	C	N1-C6	-9.20	1.31	1.37

Continued on next page...

Continued from previous page...

Mol	Chain	Res	Type	Atoms	Z	Observed(Å)	Ideal(Å)
23	BA	330	A	N9-C4	-9.13	1.32	1.37
23	BA	467	G	P-O5'	-9.09	1.50	1.59
1	AA	1459	C	C2-N3	9.07	1.43	1.35
23	BA	1210	A	N7-C5	-9.07	1.33	1.39
23	DA	530	G	C2-N3	-9.04	1.25	1.32
23	BA	1204	A	N7-C5	-8.98	1.33	1.39
23	BA	198	C	N1-C6	-8.97	1.31	1.37
23	BA	1254	A	P-OP1	-8.91	1.33	1.49
23	BA	530	G	N9-C8	8.80	1.44	1.37
23	BA	2058	A	N3-C4	-8.78	1.29	1.34
23	BA	1210	A	N9-C4	-8.74	1.32	1.37
23	BA	2070	G	N7-C5	-8.74	1.34	1.39
1	AA	69	G	O3'-P	8.70	1.71	1.61
1	CA	1459	C	C2-N3	8.70	1.42	1.35
23	BA	965	C	N3-C4	-8.54	1.27	1.33
23	BA	26	G	N7-C5	-8.52	1.34	1.39
23	BA	2252	G	C5-C4	-8.48	1.32	1.38
23	BA	1614	A	N9-C4	-8.47	1.32	1.37
1	CA	69	G	O3'-P	-8.45	1.51	1.61
23	BA	2570	G	N9-C4	-8.37	1.31	1.38
1	AA	1332	A	N9-C4	8.35	1.42	1.37
23	DA	530	G	N9-C8	8.33	1.43	1.37
23	BA	2499	C	N1-C6	-8.31	1.32	1.37
23	BA	1393	A	N3-C4	-8.21	1.29	1.34
23	BA	2452	C	N1-C6	-8.20	1.32	1.37
23	DA	1142(A)	A	N9-C4	-8.10	1.32	1.37
23	DA	2296	U	C4-O4	8.06	1.30	1.23
23	BA	2060	A	C6-N1	-8.05	1.29	1.35
23	BA	2620	C	N1-C6	-8.05	1.32	1.37
23	DA	1762	A	N9-C4	8.02	1.42	1.37
23	BA	2055	C	P-OP2	-8.00	1.35	1.49
23	BA	2515	C	C4-C5	-7.89	1.36	1.43
23	BA	528	A	N9-C8	7.89	1.44	1.37
23	BA	2055	C	P-OP1	-7.86	1.35	1.49
23	BA	2497	A	N7-C5	-7.84	1.34	1.39
23	BA	2017	U	C2-N3	-7.83	1.32	1.37
23	BA	469	G	N9-C8	-7.81	1.32	1.37
23	DA	2296	U	N1-C2	7.81	1.45	1.38
23	BA	2497	A	N9-C8	-7.79	1.31	1.37
23	BA	1137	G	C5-C4	-7.77	1.32	1.38
50	D6	40	CYS	CB-SG	7.76	1.95	1.82
23	BA	2515	C	N3-C4	-7.73	1.28	1.33

Continued on next page...

Continued from previous page...

Mol	Chain	Res	Type	Atoms	Z	Observed(Å)	Ideal(Å)
23	DA	1605	C	N1-C6	-7.71	1.32	1.37
23	BA	2032	G	C6-N1	-7.70	1.34	1.39
23	BA	2244	U	N3-C4	-7.70	1.31	1.38
23	BA	1638	C	N1-C6	-7.70	1.32	1.37
23	BA	530	G	C8-N7	7.67	1.35	1.30
23	BA	567	A	N7-C5	-7.64	1.34	1.39
23	BA	1204	A	C5-C6	-7.60	1.34	1.41
23	BA	2287	A	N9-C4	-7.60	1.33	1.37
23	BA	272(A)	U	C1'-N1	7.59	1.60	1.48
23	BA	2600	A	N7-C5	-7.51	1.34	1.39
23	BA	467	G	C5-C4	-7.46	1.33	1.38
23	BA	2617	C	N1-C6	-7.46	1.32	1.37
23	BA	2361	A	N9-C4	-7.43	1.33	1.37
23	BA	1210	A	C5-C6	-7.34	1.34	1.41
23	BA	2445	G	N9-C8	-7.34	1.32	1.37
23	BA	2456	C	N1-C6	-7.32	1.32	1.37
23	DA	1817	G	N7-C5	-7.31	1.34	1.39
23	BA	2032	G	N7-C5	-7.30	1.34	1.39
23	BA	980	A	N9-C4	-7.29	1.33	1.37
23	BA	2063	C	N1-C6	-7.29	1.32	1.37
23	BA	964	C	N3-C4	-7.28	1.28	1.33
23	BA	2441	C	P-O5'	-7.28	1.52	1.59
23	BA	1791	A	N9-C4	-7.26	1.33	1.37
23	BA	2730	C	N3-C4	-7.26	1.28	1.33
23	BA	2502	G	N9-C8	-7.24	1.32	1.37
23	DA	194	G	N7-C5	-7.24	1.34	1.39
23	BA	189	G	N7-C5	-7.22	1.34	1.39
23	BA	2542	A	C5-C4	-7.22	1.33	1.38
23	DA	530	G	C8-N7	7.21	1.35	1.30
23	DA	2104	G	N1-C2	-7.19	1.31	1.37
23	DA	2104	G	C6-N1	-7.17	1.34	1.39
23	BA	2335	A	C5-C6	-7.17	1.34	1.41
23	BA	2028	U	C2-N3	-7.15	1.32	1.37
23	BA	1322	A	N7-C5	-7.15	1.34	1.39
23	DA	2031	A	C5-C6	-7.14	1.34	1.41
23	BA	582	G	N9-C8	-7.14	1.32	1.37
23	BA	1131	G	C6-N1	-7.13	1.34	1.39
23	BA	2499	C	N3-C4	-7.13	1.28	1.33
23	BA	1779	U	N3-C4	-7.12	1.32	1.38
23	BA	1022	G	N3-C4	-7.10	1.30	1.35
23	BA	37	C	N1-C6	-7.07	1.32	1.37
23	DA	310	A	N9-C4	-7.07	1.33	1.37

Continued on next page...

Continued from previous page...

Mol	Chain	Res	Type	Atoms	Z	Observed(Å)	Ideal(Å)
23	BA	1254	A	P-O5'	-7.05	1.52	1.59
23	BA	579	G	N9-C8	-7.05	1.32	1.37
23	BA	2104	G	N1-C2	-7.05	1.32	1.37
23	BA	2822	G	N9-C8	-7.04	1.32	1.37
4	AD	12	CYS	CB-SG	7.03	1.94	1.82
1	CA	1123	A	N9-C4	7.03	1.42	1.37
23	BA	195	A	N9-C4	-7.02	1.33	1.37
24	BB	120	A	C6-N1	7.02	1.40	1.35
23	BA	1325	G	P-OP1	-7.01	1.37	1.49
1	CA	1087	G	N9-C4	7.01	1.43	1.38
23	DA	687	C	N1-C6	-7.01	1.32	1.37
23	BA	801	G	N9-C8	-7.00	1.32	1.37
1	CA	1031	G	N3-C4	7.00	1.40	1.35
23	BA	467	G	P-OP2	-6.97	1.37	1.49
23	BA	1572	A	N3-C4	-6.97	1.30	1.34
23	BA	2044	C	N1-C6	-6.96	1.32	1.37
23	BA	2026	C	N1-C6	-6.95	1.32	1.37
23	BA	1379	A	N9-C4	-6.95	1.33	1.37
23	BA	2018	G	N3-C4	-6.94	1.30	1.35
23	DA	1638	C	N1-C6	-6.92	1.32	1.37
23	BA	1614	A	N3-C4	-6.91	1.30	1.34
24	DB	120	A	C6-N1	6.91	1.40	1.35
23	BA	1427	A	C6-N1	-6.90	1.30	1.35
23	BA	27	G	N3-C4	-6.89	1.30	1.35
23	DA	1204	A	N9-C4	-6.89	1.33	1.37
23	BA	2730	C	C2-N3	-6.87	1.30	1.35
23	BA	1332	G	C6-O6	-6.86	1.18	1.24
23	BA	2030	A	C5-C4	-6.85	1.33	1.38
23	BA	975	C	N3-C4	-6.84	1.29	1.33
23	BA	2045	C	N1-C6	-6.83	1.33	1.37
23	BA	2500	U	C4-O4	-6.82	1.18	1.23
23	DA	1127	A	N7-C5	-6.82	1.35	1.39
23	BA	1325	G	P-OP2	-6.82	1.37	1.49
23	BA	2104	G	C6-N1	-6.82	1.34	1.39
23	BA	794	G	N1-C2	-6.81	1.32	1.37
23	BA	195	A	N3-C4	-6.80	1.30	1.34
23	BA	1660	C	C2-O2	-6.77	1.18	1.24
23	BA	1403	C	N1-C6	-6.77	1.33	1.37
23	BA	794	G	C6-N1	-6.76	1.34	1.39
4	AD	26	CYS	CB-SG	6.74	1.93	1.82
23	BA	1633	G	N7-C5	-6.74	1.35	1.39
23	DA	272(A)	U	C1'-N1	6.74	1.58	1.48

Continued on next page...

Continued from previous page...

Mol	Chain	Res	Type	Atoms	Z	Observed(Å)	Ideal(Å)
23	DA	686	G	N7-C5	-6.72	1.35	1.39
23	BA	1571	A	N9-C4	-6.72	1.33	1.37
23	BA	2515	C	N1-C6	-6.71	1.33	1.37
23	BA	1608	A	N7-C5	-6.70	1.35	1.39
23	BA	126	A	N7-C5	-6.68	1.35	1.39
23	BA	2504	U	P-O5'	-6.67	1.53	1.59
23	BA	756	C	N1-C6	-6.67	1.33	1.37
23	BA	2872	G	N7-C5	-6.67	1.35	1.39
23	BA	2286	A	N7-C5	-6.66	1.35	1.39
23	BA	2015	A	N7-C5	-6.66	1.35	1.39
23	DA	528	A	N3-C4	-6.66	1.30	1.34
23	BA	2727	G	N7-C5	-6.65	1.35	1.39
23	DA	1142(A)	A	N3-C4	-6.64	1.30	1.34
23	BA	31	C	N1-C6	-6.64	1.33	1.37
23	BA	27	G	P-OP2	-6.64	1.37	1.49
23	BA	2690	C	N1-C6	-6.62	1.33	1.37
23	BA	2055	C	P-O5'	-6.62	1.53	1.59
23	BA	1137	G	N7-C5	-6.62	1.35	1.39
23	BA	1195	G	N7-C5	-6.61	1.35	1.39
23	BA	2055	C	O3'-P	-6.61	1.53	1.61
23	BA	2430	A	N9-C4	-6.60	1.33	1.37
23	BA	532	A	N7-C5	-6.59	1.35	1.39
23	BA	529	A	N3-C4	-6.59	1.30	1.34
23	BA	678	C	N1-C6	-6.58	1.33	1.37
23	BA	578	A	N7-C5	-6.58	1.35	1.39
23	BA	2041	U	N1-C2	-6.58	1.32	1.38
23	BA	780	G	N7-C5	-6.57	1.35	1.39
23	BA	2503	A	C5-C6	-6.57	1.35	1.41
23	BA	1605	C	N3-C4	-6.57	1.29	1.33
1	AA	1001	A	N9-C4	6.57	1.41	1.37
23	BA	1322	A	N9-C4	-6.56	1.33	1.37
23	BA	1251	C	P-O5'	-6.55	1.53	1.59
23	BA	448	U	N3-C4	-6.54	1.32	1.38
23	BA	16	G	N3-C4	-6.54	1.30	1.35
23	BA	515	A	N7-C5	-6.54	1.35	1.39
23	BA	2587	A	N7-C5	-6.54	1.35	1.39
23	BA	466	A	P-OP2	-6.53	1.37	1.49
23	DA	2287	A	N9-C4	-6.52	1.33	1.37
23	BA	1132	A	N3-C4	-6.52	1.30	1.34
23	BA	818	G	C6-N1	-6.50	1.34	1.39
23	BA	819	A	N3-C4	-6.50	1.30	1.34
23	BA	73	A	N3-C4	-6.49	1.30	1.34

Continued on next page...

Continued from previous page...

Mol	Chain	Res	Type	Atoms	Z	Observed(Å)	Ideal(Å)
23	BA	1755	A	C6-N1	-6.48	1.31	1.35
23	BA	818	G	N3-C4	-6.48	1.30	1.35
23	BA	1393	A	C5-C4	-6.48	1.34	1.38
23	BA	566	U	C2-N3	-6.47	1.33	1.37
23	BA	2578	G	N1-C2	-6.47	1.32	1.37
23	DA	139(A)	G	N9-C8	6.46	1.42	1.37
23	BA	983	A	C6-N1	-6.45	1.31	1.35
23	BA	788	A	N7-C5	-6.45	1.35	1.39
23	BA	682	G	C5-C4	-6.44	1.33	1.38
23	BA	2834	G	N7-C5	-6.44	1.35	1.39
23	BA	2424	C	N1-C6	-6.43	1.33	1.37
23	BA	1250	G	N7-C5	-6.43	1.35	1.39
23	BA	2059	A	C5-C4	-6.42	1.34	1.38
23	BA	582	G	N7-C5	-6.42	1.35	1.39
23	BA	675	A	C6-N1	-6.42	1.31	1.35
23	BA	1791	A	N7-C5	-6.42	1.35	1.39
23	BA	24	G	N1-C2	-6.42	1.32	1.37
23	BA	1254	A	P-OP2	-6.42	1.38	1.49
23	BA	2689	U	N3-C4	-6.41	1.32	1.38
23	DA	2572	A	N3-C4	-6.41	1.31	1.34
23	DA	1289	C	N1-C6	-6.40	1.33	1.37
23	BA	516	C	N1-C6	-6.40	1.33	1.37
23	BA	2011	U	C4-O4	-6.39	1.18	1.23
23	BA	2335	A	N9-C4	-6.39	1.34	1.37
23	BA	793	A	N3-C4	-6.38	1.31	1.34
23	BA	2056	G	P-OP2	-6.38	1.38	1.49
23	BA	981	A	C5-C4	-6.38	1.34	1.38
23	BA	1248	G	C2-N3	-6.37	1.27	1.32
23	DA	2607	G	N7-C5	-6.37	1.35	1.39
23	BA	780	G	N9-C8	-6.37	1.33	1.37
23	BA	2741	A	N9-C4	-6.36	1.34	1.37
23	BA	528	A	N3-C4	-6.36	1.31	1.34
23	BA	2524	G	N9-C8	-6.36	1.33	1.37
23	BA	1226	A	N7-C5	-6.35	1.35	1.39
23	BA	1204	A	N3-C4	-6.34	1.31	1.34
23	BA	676	A	P-O5'	-6.33	1.53	1.59
23	BA	973	A	P-O5'	-6.33	1.53	1.59
23	BA	2070	G	C2-N2	-6.32	1.28	1.34
23	BA	2030	A	N3-C4	-6.32	1.31	1.34
23	BA	575	A	P-OP1	-6.32	1.38	1.49
23	BA	1315	C	N3-C4	-6.32	1.29	1.33
23	DA	2322	A	C5-C6	6.32	1.46	1.41

Continued on next page...

Continued from previous page...

Mol	Chain	Res	Type	Atoms	Z	Observed(Å)	Ideal(Å)
23	BA	47	C	N3-C4	-6.30	1.29	1.33
23	BA	235	U	C2-N3	-6.30	1.33	1.37
4	AD	9	CYS	CB-SG	6.29	1.93	1.82
23	BA	760	G	N9-C8	-6.28	1.33	1.37
23	BA	2346	A	N3-C4	-6.28	1.31	1.34
23	BA	2621	A	P-O5'	-6.28	1.53	1.59
23	BA	2327	A	N9-C4	-6.27	1.34	1.37
23	BA	2490	G	N3-C4	-6.27	1.31	1.35
23	BA	70	G	C6-N1	-6.27	1.35	1.39
23	BA	564	C	N3-C4	-6.27	1.29	1.33
23	BA	233	A	N3-C4	-6.26	1.31	1.34
23	BA	457	A	C6-N1	-6.25	1.31	1.35
23	BA	575	A	N7-C5	-6.25	1.35	1.39
23	BA	2577	A	N7-C5	-6.25	1.35	1.39
23	BA	2581	G	N1-C2	-6.24	1.32	1.37
23	BA	469	G	N7-C5	-6.24	1.35	1.39
23	BA	1335	U	N1-C6	-6.24	1.32	1.38
23	BA	2064	C	N1-C6	-6.24	1.33	1.37
23	DA	2617	C	N1-C6	-6.24	1.33	1.37
23	DA	2335	A	C5-C6	-6.23	1.35	1.41
23	BA	781	A	C5-C4	-6.23	1.34	1.38
23	DA	793	A	N3-C4	-6.23	1.31	1.34
23	BA	933	A	N9-C4	-6.22	1.34	1.37
23	BA	1131	G	N1-C2	-6.22	1.32	1.37
23	BA	769	G	C2-N3	-6.22	1.27	1.32
23	DA	2017	U	N1-C6	-6.22	1.32	1.38
23	BA	2050	C	N1-C6	-6.21	1.33	1.37
23	DA	27	G	N3-C4	-6.21	1.31	1.35
23	BA	2557	G	C2-N3	-6.21	1.27	1.32
23	BA	2625	G	C2-N3	-6.21	1.27	1.32
23	BA	570	G	C6-N1	-6.20	1.35	1.39
23	BA	2614	A	P-O5'	-6.20	1.53	1.59
23	BA	570	G	C5-C4	-6.20	1.34	1.38
23	BA	533	G	C6-N1	-6.19	1.35	1.39
23	BA	190	A	C6-N1	-6.19	1.31	1.35
23	BA	1600	C	N1-C6	-6.19	1.33	1.37
23	BA	467	G	N9-C8	-6.18	1.33	1.37
23	BA	467	G	C8-N7	-6.17	1.27	1.30
23	DA	2821	A	C5-C6	-6.17	1.35	1.41
23	BA	2002	G	N7-C5	-6.17	1.35	1.39
23	DA	1785	A	N7-C5	-6.16	1.35	1.39
23	BA	939	G	C5-C4	-6.16	1.34	1.38

Continued on next page...

Continued from previous page...

Mol	Chain	Res	Type	Atoms	Z	Observed(Å)	Ideal(Å)
23	BA	2765	A	N7-C5	-6.15	1.35	1.39
23	BA	2239	G	N1-C2	-6.15	1.32	1.37
1	AA	816	A	N9-C4	-6.14	1.34	1.37
23	BA	575	A	P-OP2	-6.14	1.38	1.49
23	BA	2610	C	N1-C6	-6.13	1.33	1.37
23	BA	2030	A	N9-C4	-6.13	1.34	1.37
23	BA	571	A	N9-C4	-6.13	1.34	1.37
23	BA	1247	A	N7-C5	-6.13	1.35	1.39
23	DA	1660	C	N1-C6	-6.13	1.33	1.37
23	DA	1635	G	N7-C5	-6.12	1.35	1.39
23	BA	1432	C	N1-C6	-6.12	1.33	1.37
23	DA	205	G	N9-C4	6.12	1.42	1.38
23	BA	964	C	C4-C5	-6.11	1.38	1.43
23	BA	389	G	N3-C4	-6.10	1.31	1.35
23	BA	453	C	P-OP1	-6.09	1.38	1.49
23	BA	2578	G	P-OP2	-6.09	1.38	1.49
23	BA	738	G	N7-C5	-6.09	1.35	1.39
23	BA	2346	A	N7-C5	-6.09	1.35	1.39
23	BA	1992	G	P-O5'	-6.08	1.53	1.59
25	BD	237	GLU	CD-OE1	6.08	1.32	1.25
23	BA	1190	G	N7-C5	-6.08	1.35	1.39
23	BA	2007	C	P-OP2	-6.08	1.38	1.49
23	BA	265	A	C5-C6	-6.07	1.35	1.41
23	BA	2765	A	N9-C4	-6.07	1.34	1.37
23	DA	697	C	N1-C6	-6.07	1.33	1.37
23	BA	466	A	P-OP1	-6.07	1.38	1.49
23	BA	955	C	N3-C4	-6.07	1.29	1.33
23	DA	2252	G	C5-C4	-6.06	1.34	1.38
23	BA	57	C	N1-C6	-6.05	1.33	1.37
23	BA	48	G	N1-C2	-6.05	1.32	1.37
23	BA	2286	A	C5-C6	-6.05	1.35	1.41
23	BA	2516	G	C6-N1	-6.05	1.35	1.39
23	BA	2014	A	C5-C4	-6.04	1.34	1.38
23	BA	1570	A	N9-C4	-6.04	1.34	1.37
23	DA	2430	A	N9-C4	-6.04	1.34	1.37
23	BA	130	C	N1-C6	-6.04	1.33	1.37
23	BA	1786	A	N3-C4	-6.03	1.31	1.34
23	BA	330	A	N3-C4	-6.02	1.31	1.34
23	BA	2383	G	N7-C5	-6.02	1.35	1.39
23	BA	2043	C	N3-C4	-6.02	1.29	1.33
23	BA	2515	C	C5-C6	-6.02	1.29	1.34
23	DA	2625	G	N3-C4	-6.02	1.31	1.35

Continued on next page...

Continued from previous page...

Mol	Chain	Res	Type	Atoms	Z	Observed(Å)	Ideal(Å)
23	DA	2430	A	N3-C4	-6.01	1.31	1.34
23	BA	1605	C	N1-C6	-6.01	1.33	1.37
23	BA	27	G	C2-N3	-6.01	1.27	1.32
1	AA	1377	A	N9-C4	6.01	1.41	1.37
23	BA	2466	C	N1-C6	-6.01	1.33	1.37
23	DA	506	G	N9-C4	-6.01	1.33	1.38
23	DA	2070	G	N9-C8	-6.01	1.33	1.37
23	BA	19	C	N1-C6	-6.00	1.33	1.37
23	BA	1137	G	N1-C2	-6.00	1.32	1.37
23	BA	567	A	C5-C6	-6.00	1.35	1.41
23	BA	2069	G	C5-C4	-6.00	1.34	1.38
23	BA	2020	A	C6-N6	-5.99	1.29	1.33
23	BA	73	A	C6-N1	-5.98	1.31	1.35
23	BA	265	A	N9-C4	-5.98	1.34	1.37
23	DA	1614	A	N9-C4	-5.98	1.34	1.37
23	BA	465	G	C6-N1	-5.98	1.35	1.39
23	BA	527	C	N3-C4	-5.97	1.29	1.33
23	DA	1571	A	N9-C4	-5.96	1.34	1.37
23	BA	819	A	P-OP1	-5.96	1.38	1.49
23	BA	23	G	N3-C4	-5.95	1.31	1.35
23	BA	1204	A	N9-C4	-5.95	1.34	1.37
23	BA	2790	A	N9-C4	5.95	1.41	1.37
23	DA	462	C	N3-C4	-5.95	1.29	1.33
23	BA	528	A	C5-C6	-5.94	1.35	1.41
23	BA	197	A	N9-C4	-5.94	1.34	1.37
23	BA	37	C	N3-C4	-5.93	1.29	1.33
23	BA	777	A	C6-N1	-5.93	1.31	1.35
23	BA	2577	A	N9-C8	-5.93	1.33	1.37
23	BA	2718	G	N3-C4	-5.93	1.31	1.35
23	BA	516	C	P-O5'	-5.92	1.53	1.59
23	DA	1569	A	C6-N1	-5.92	1.31	1.35
23	BA	2712	U	P-O5'	-5.92	1.53	1.59
23	BA	1783	A	N7-C5	-5.92	1.35	1.39
23	BA	970	C	N3-C4	-5.92	1.29	1.33
23	BA	2622	C	N3-C4	-5.91	1.29	1.33
23	BA	528	A	C2-N3	-5.91	1.28	1.33
23	BA	1266	G	C5-C4	-5.91	1.34	1.38
23	BA	1338	G	C8-N7	-5.91	1.27	1.30
23	DA	1698	A	C5-C4	5.90	1.42	1.38
1	AA	1459	C	C2-O2	5.90	1.29	1.24
23	BA	60	G	C5-C4	-5.90	1.34	1.38
23	BA	2826	A	C5-C4	-5.90	1.34	1.38

Continued on next page...

Continued from previous page...

Mol	Chain	Res	Type	Atoms	Z	Observed(Å)	Ideal(Å)
23	BA	1131	G	C5-C4	-5.89	1.34	1.38
23	DA	933	A	N3-C4	-5.89	1.31	1.34
23	BA	2045	C	N3-C4	-5.88	1.29	1.33
23	BA	800	A	N3-C4	-5.88	1.31	1.34
23	BA	1271	G	N9-C8	-5.88	1.33	1.37
23	BA	2079	U	P-O5'	-5.88	1.53	1.59
23	BA	678	C	C2-N3	-5.88	1.31	1.35
23	BA	1202	C	N1-C6	-5.87	1.33	1.37
23	DA	2288	A	N9-C4	5.87	1.41	1.37
23	BA	119	A	P-O5'	-5.87	1.53	1.59
23	BA	1020	A	N7-C5	-5.87	1.35	1.39
23	BA	1158	C	N3-C4	-5.87	1.29	1.33
23	BA	2430	A	N3-C4	-5.86	1.31	1.34
23	BA	209	C	N3-C4	-5.86	1.29	1.33
42	DY	79	CYS	CB-SG	-5.86	1.72	1.81
23	BA	119	A	N9-C8	-5.85	1.33	1.37
23	BA	58	G	C6-N1	-5.85	1.35	1.39
23	DA	990	A	N3-C4	-5.85	1.31	1.34
23	DA	2503	A	N7-C5	-5.85	1.35	1.39
23	BA	2641	G	P-O5'	-5.84	1.53	1.59
23	BA	23	G	N1-C2	-5.84	1.33	1.37
23	BA	818	G	C5-C4	-5.84	1.34	1.38
23	BA	1261	C	N3-C4	-5.83	1.29	1.33
23	BA	2070	G	N9-C8	-5.83	1.33	1.37
23	BA	2497	A	P-O5'	-5.83	1.53	1.59
23	DA	1786	A	N9-C4	-5.83	1.34	1.37
23	BA	1328	G	C8-N7	-5.83	1.27	1.30
23	BA	493	G	C2-N3	-5.82	1.28	1.32
1	CA	977	A	N9-C4	5.82	1.41	1.37
23	BA	2580	U	P-O5'	-5.82	1.53	1.59
23	BA	2044	C	N3-C4	-5.82	1.29	1.33
23	BA	2499	C	C4-N4	-5.82	1.28	1.33
23	BA	2873	A	C6-N1	-5.82	1.31	1.35
23	BA	2017	U	N1-C6	-5.81	1.32	1.38
23	BA	984	A	C6-N1	-5.81	1.31	1.35
23	BA	1030	G	C6-N1	-5.81	1.35	1.39
23	BA	192	C	N3-C4	-5.80	1.29	1.33
23	BA	820	A	N9-C4	-5.80	1.34	1.37
23	DA	1535	A	N9-C4	5.80	1.41	1.37
23	DA	1779	U	C2-N3	-5.80	1.33	1.37
23	BA	2608	G	N3-C4	-5.80	1.31	1.35
23	BA	488	G	N9-C8	-5.80	1.33	1.37

Continued on next page...

Continued from previous page...

Mol	Chain	Res	Type	Atoms	Z	Observed(Å)	Ideal(Å)
23	BA	2623	G	N1-C2	-5.80	1.33	1.37
23	BA	2823	A	C5-C6	-5.79	1.35	1.41
23	DA	330	A	N9-C4	-5.79	1.34	1.37
23	BA	202	U	N1-C6	-5.79	1.32	1.38
23	BA	1773	A	C5-C4	-5.78	1.34	1.38
23	BA	2015	A	C5-C6	-5.77	1.35	1.41
23	BA	1783	A	C6-N1	-5.77	1.31	1.35
23	BA	141	A	C5-C6	-5.77	1.35	1.41
23	BA	463	G	C6-N1	-5.77	1.35	1.39
23	BA	939	G	N9-C8	-5.77	1.33	1.37
23	BA	1378	A	N3-C4	-5.77	1.31	1.34
23	BA	1647	G	C5-C4	-5.77	1.34	1.38
23	DA	788	A	N7-C5	-5.77	1.35	1.39
23	BA	1324	G	O3'-P	-5.77	1.54	1.61
23	BA	2000	G	C6-N1	-5.77	1.35	1.39
25	DD	237	GLU	CD-OE1	5.76	1.31	1.25
23	BA	2730	C	N1-C6	-5.76	1.33	1.37
23	DA	777	A	N7-C5	-5.76	1.35	1.39
23	BA	1608	A	N9-C8	-5.76	1.33	1.37
23	DA	463	G	C6-N1	-5.76	1.35	1.39
23	BA	806	C	C4-C5	-5.76	1.38	1.43
4	CD	12	CYS	CB-SG	5.75	1.92	1.82
23	BA	2574	G	C5-C4	-5.75	1.34	1.38
23	BA	2620	C	N3-C4	-5.75	1.29	1.33
1	AA	1339	A	N9-C4	5.74	1.41	1.37
23	DA	1325	G	C2-N3	5.74	1.37	1.32
23	BA	1572	A	C6-N1	-5.74	1.31	1.35
23	BA	945	A	N9-C4	-5.74	1.34	1.37
23	DA	2512	C	C4-C5	5.74	1.47	1.43
23	BA	512	G	P-O5'	-5.74	1.54	1.59
23	BA	2587	A	N9-C8	-5.74	1.33	1.37
23	DA	191	A	N7-C5	-5.74	1.35	1.39
23	BA	2781	A	C6-N1	-5.73	1.31	1.35
23	BA	783	A	N7-C5	-5.72	1.35	1.39
23	BA	38	A	N3-C4	-5.72	1.31	1.34
23	BA	1424	G	N3-C4	-5.72	1.31	1.35
23	BA	2061	G	N7-C5	-5.72	1.35	1.39
23	DA	463	G	N1-C2	-5.72	1.33	1.37
23	BA	2502	G	N7-C5	-5.72	1.35	1.39
23	BA	2489	G	N9-C8	-5.72	1.33	1.37
23	BA	28	A	N7-C5	-5.71	1.35	1.39
23	BA	1786	A	C5-C4	-5.71	1.34	1.38

Continued on next page...

Continued from previous page...

Mol	Chain	Res	Type	Atoms	Z	Observed(Å)	Ideal(Å)
23	BA	1360	A	N9-C4	-5.71	1.34	1.37
23	BA	2063	C	C4-C5	-5.71	1.38	1.43
23	BA	70	G	N1-C2	-5.70	1.33	1.37
23	BA	2013	A	O3'-P	-5.70	1.54	1.61
23	DA	2016	U	C2-O2	5.70	1.27	1.22
23	BA	746	A	N9-C4	-5.70	1.34	1.37
23	BA	2020	A	P-O5'	-5.70	1.54	1.59
23	DA	1829	A	N9-C4	-5.70	1.34	1.37
23	BA	2053	G	N9-C8	-5.70	1.33	1.37
23	BA	2333	A	N7-C5	-5.69	1.35	1.39
23	BA	2084	C	N1-C6	-5.69	1.33	1.37
23	BA	2725	A	N9-C4	-5.69	1.34	1.37
23	BA	2611	U	P-OP2	-5.69	1.39	1.49
23	BA	1601	G	N1-C2	-5.68	1.33	1.37
23	BA	2024	G	C8-N7	-5.68	1.27	1.30
23	BA	530	G	N3-C4	-5.68	1.31	1.35
23	BA	774	A	N7-C5	-5.68	1.35	1.39
23	BA	2037	G	C8-N7	-5.68	1.27	1.30
25	DD	28	GLU	CG-CD	5.68	1.60	1.51
23	BA	1359	A	C6-N6	-5.67	1.29	1.33
23	BA	2053	G	C5-C4	-5.67	1.34	1.38
23	DA	2513	G	C8-N7	5.67	1.34	1.30
23	DA	2287	A	C5-C6	-5.67	1.35	1.41
23	DA	2689	U	C3'-O3'	5.67	1.50	1.42
23	BA	1269	A	N3-C4	-5.66	1.31	1.34
23	BA	1611	C	C2-N3	-5.66	1.31	1.35
23	BA	20	C	N1-C6	-5.66	1.33	1.37
23	BA	848	G	N9-C8	-5.66	1.33	1.37
23	BA	454	A	N7-C5	-5.66	1.35	1.39
23	BA	1771	C	N3-C4	-5.66	1.29	1.33
23	BA	2200	C	N1-C6	-5.66	1.33	1.37
23	BA	2574	G	C6-N1	-5.66	1.35	1.39
23	BA	2719	G	N1-C2	-5.66	1.33	1.37
23	DA	2335	A	N9-C4	-5.66	1.34	1.37
23	BA	2497	A	C5-C4	-5.65	1.34	1.38
23	BA	1008	C	N1-C6	-5.65	1.33	1.37
23	DA	506	G	N3-C4	-5.65	1.31	1.35
23	BA	1661	G	N9-C8	-5.64	1.33	1.37
23	BA	90	U	C2-N3	5.64	1.41	1.37
23	BA	1784	A	C8-N7	-5.64	1.27	1.31
23	BA	194	G	N9-C8	-5.64	1.33	1.37
23	BA	2442	C	N3-C4	-5.64	1.30	1.33

Continued on next page...

Continued from previous page...

Mol	Chain	Res	Type	Atoms	Z	Observed(Å)	Ideal(Å)
23	BA	234	C	N3-C4	-5.63	1.30	1.33
23	BA	566	U	C5-C6	-5.63	1.29	1.34
23	BA	2611	U	C2-O2	-5.63	1.17	1.22
23	BA	2872	G	N9-C8	-5.62	1.33	1.37
24	BB	76	G	C5-C4	-5.62	1.34	1.38
23	BA	800	A	N7-C5	-5.62	1.35	1.39
23	BA	16	G	C6-N1	-5.62	1.35	1.39
23	BA	1698	A	N9-C4	-5.62	1.34	1.37
23	BA	2393	A	C6-N1	-5.62	1.31	1.35
23	BA	191	A	N7-C5	-5.62	1.35	1.39
23	BA	266	G	N7-C5	-5.61	1.35	1.39
23	BA	2382	G	N7-C5	-5.61	1.35	1.39
23	BA	139(A)	G	N9-C8	5.61	1.41	1.37
23	BA	2711	A	N9-C4	-5.61	1.34	1.37
23	BA	2268	A	N7-C5	-5.61	1.35	1.39
23	BA	593	G	N7-C5	-5.61	1.35	1.39
23	BA	686	G	N7-C5	-5.60	1.35	1.39
23	DA	741	G	N1-C2	-5.60	1.33	1.37
23	BA	119	A	C6-N1	-5.60	1.31	1.35
23	BA	466	A	O3'-P	-5.60	1.54	1.61
23	BA	2543	G	C5-C4	-5.60	1.34	1.38
23	BA	2068	U	N1-C2	-5.60	1.33	1.38
23	BA	2466	C	C4-C5	-5.60	1.38	1.43
23	BA	793	A	C6-N1	-5.60	1.31	1.35
23	DA	1308	A	N7-C5	-5.60	1.35	1.39
23	BA	2052	G	C2-N3	-5.59	1.28	1.32
23	BA	750	A	C6-N1	-5.59	1.31	1.35
23	BA	1257	C	N1-C6	-5.58	1.33	1.37
23	DA	805	G	N9-C8	-5.58	1.33	1.37
23	DA	1854	A	N7-C5	-5.58	1.35	1.39
23	BA	684	G	N1-C2	-5.58	1.33	1.37
23	BA	211	A	C5-C4	-5.58	1.34	1.38
23	BA	815	C	N1-C6	-5.58	1.33	1.37
23	DA	832	G	C6-N1	-5.57	1.35	1.39
23	BA	458	G	N3-C4	-5.57	1.31	1.35
23	DA	2587	A	N7-C5	-5.57	1.35	1.39
23	BA	574	C	N3-C4	-5.57	1.30	1.33
23	BA	125	G	P-O5'	-5.56	1.54	1.59
23	BA	265	A	N7-C5	-5.56	1.35	1.39
23	BA	678	C	C5-C6	-5.56	1.29	1.34
23	BA	2497	A	N3-C4	-5.56	1.31	1.34
23	BA	2020	A	C5-C6	-5.55	1.36	1.41

Continued on next page...

Continued from previous page...

Mol	Chain	Res	Type	Atoms	Z	Observed(Å)	Ideal(Å)
23	BA	2432	A	C5-C4	-5.55	1.34	1.38
23	BA	1972	A	C5-C4	-5.55	1.34	1.38
23	BA	1195	G	C6-N1	-5.55	1.35	1.39
23	BA	2447	G	N7-C5	-5.55	1.35	1.39
23	BA	1132	A	C6-N1	-5.55	1.31	1.35
23	BA	2333	A	N9-C4	-5.54	1.34	1.37
23	BA	2515	C	C4-N4	-5.54	1.28	1.33
23	DA	2597	G	N7-C5	-5.54	1.35	1.39
23	DA	1613	G	N7-C5	-5.54	1.35	1.39
23	BA	989	G	N9-C8	-5.53	1.33	1.37
23	BA	478	A	C6-N1	-5.53	1.31	1.35
23	BA	1022	G	N1-C2	-5.53	1.33	1.37
23	BA	2505	G	N1-C2	-5.53	1.33	1.37
23	DA	2084	C	N1-C6	-5.53	1.33	1.37
23	BA	1786	A	C6-N1	-5.53	1.31	1.35
23	BA	1798	U	C2-N3	-5.52	1.33	1.37
23	BA	55	G	C5-C4	-5.52	1.34	1.38
23	BA	2344	U	N3-C4	-5.52	1.33	1.38
23	BA	413	C	N1-C6	-5.52	1.33	1.37
23	BA	451	C	N1-C6	-5.52	1.33	1.37
23	BA	967	C	C2-N3	-5.52	1.31	1.35
23	BA	771	G	N1-C2	-5.51	1.33	1.37
23	BA	2060	A	N9-C8	-5.51	1.33	1.37
23	BA	2267	A	N3-C4	-5.51	1.31	1.34
23	BA	469	G	C5-C4	-5.51	1.34	1.38
23	BA	2578	G	P-OP1	-5.51	1.39	1.49
23	BA	678	C	N3-C4	-5.50	1.30	1.33
1	CA	1459	C	P-O5'	5.50	1.65	1.59
23	BA	1154	G	C5-C4	-5.50	1.34	1.38
23	BA	579	G	C8-N7	-5.50	1.27	1.30
23	BA	837	C	C4-C5	-5.50	1.38	1.43
23	BA	1217	C	N1-C6	-5.50	1.33	1.37
23	DA	1665	A	N3-C4	-5.50	1.31	1.34
23	BA	128	C	C2-N3	-5.50	1.31	1.35
23	DA	2017	U	N3-C4	-5.50	1.33	1.38
24	DB	54	G	N9-C8	5.50	1.41	1.37
23	BA	1127	A	N3-C4	-5.50	1.31	1.34
23	BA	2335	A	C6-N1	-5.49	1.31	1.35
23	DA	2851	A	N9-C4	-5.49	1.34	1.37
23	BA	20	C	N3-C4	-5.49	1.30	1.33
23	BA	192	C	N1-C6	-5.49	1.33	1.37
23	DA	1296	G	N7-C5	-5.49	1.35	1.39

Continued on next page...

Continued from previous page...

Mol	Chain	Res	Type	Atoms	Z	Observed(Å)	Ideal(Å)
23	DA	70	G	C6-N1	-5.49	1.35	1.39
23	DA	1308	A	N9-C4	-5.49	1.34	1.37
23	DA	463	G	N7-C5	-5.48	1.35	1.39
23	BA	763	G	N3-C4	-5.48	1.31	1.35
23	BA	1131	G	N3-C4	-5.48	1.31	1.35
23	BA	567	A	N9-C4	-5.48	1.34	1.37
23	BA	2716	U	C2-N3	-5.48	1.33	1.37
23	BA	673	C	N1-C6	-5.48	1.33	1.37
23	BA	2000	G	C5-C4	-5.47	1.34	1.38
23	BA	195	A	N7-C5	-5.47	1.35	1.39
23	BA	1129	A	C6-N1	-5.47	1.31	1.35
23	BA	1779	U	C2-N3	-5.47	1.33	1.37
23	BA	2490	G	C5-C4	-5.47	1.34	1.38
23	BA	2778	A	P-O5'	-5.47	1.54	1.59
23	BA	835	A	C5-C4	-5.47	1.34	1.38
23	BA	2722	G	C6-N1	-5.47	1.35	1.39
23	BA	2271	G	C6-N1	-5.46	1.35	1.39
23	BA	818	G	P-O5'	-5.46	1.54	1.59
23	BA	2066	C	N1-C6	-5.46	1.33	1.37
23	DA	1779	U	N3-C4	-5.46	1.33	1.38
23	BA	1027	A	N7-C5	-5.46	1.35	1.39
23	BA	2000	G	N1-C2	-5.46	1.33	1.37
23	BA	2697	G	N7-C5	-5.45	1.35	1.39
23	BA	2057	A	N9-C8	-5.45	1.33	1.37
23	DA	1605	C	N3-C4	-5.45	1.30	1.33
1	CA	1170	A	N9-C4	5.44	1.41	1.37
23	BA	394	A	N9-C4	-5.44	1.34	1.37
23	BA	1132	A	N7-C5	-5.44	1.35	1.39
23	BA	1982	C	N3-C4	-5.44	1.30	1.33
23	BA	2072	G	C2-N3	-5.44	1.28	1.32
23	DA	2883	A	N7-C5	-5.44	1.35	1.39
23	BA	2051	A	N7-C5	-5.44	1.35	1.39
23	DA	2790	A	N9-C4	5.44	1.41	1.37
23	BA	2497	A	N9-C4	-5.43	1.34	1.37
23	BA	2823	A	N7-C5	-5.43	1.35	1.39
23	BA	777	A	N3-C4	-5.43	1.31	1.34
23	BA	570	G	N1-C2	-5.42	1.33	1.37
23	BA	1312	U	N3-C4	-5.42	1.33	1.38
23	BA	2564	A	C5-C4	-5.42	1.34	1.38
23	BA	561	G	N1-C2	-5.42	1.33	1.37
23	BA	972	G	C2-N3	-5.42	1.28	1.32
23	BA	2820	A	P-OP2	-5.42	1.39	1.49

Continued on next page...

Continued from previous page...

Mol	Chain	Res	Type	Atoms	Z	Observed(Å)	Ideal(Å)
23	BA	793	A	P-OP2	-5.42	1.39	1.49
23	BA	1126	A	N3-C4	-5.41	1.31	1.34
23	DA	2071	A	P-O5'	-5.41	1.54	1.59
23	BA	964	C	N1-C6	-5.41	1.33	1.37
23	DA	118	A	N9-C4	-5.41	1.34	1.37
23	BA	472	A	N3-C4	-5.41	1.31	1.34
23	BA	2451	A	C6-N1	-5.41	1.31	1.35
23	BA	2621	A	N9-C4	-5.40	1.34	1.37
23	BA	1275	A	C6-N1	-5.40	1.31	1.35
23	BA	2822	G	O3'-P	-5.40	1.54	1.61
23	BA	807	U	C2-N3	5.40	1.41	1.37
23	DA	471	A	N3-C4	-5.40	1.31	1.34
23	BA	207	A	N7-C5	-5.39	1.36	1.39
23	BA	1328	G	C6-O6	-5.39	1.19	1.24
23	DA	2296	U	C5-C6	5.39	1.39	1.34
23	BA	1367	A	N3-C4	-5.39	1.31	1.34
23	BA	1608	A	C5-C4	-5.39	1.34	1.38
32	BO	21	CYS	CB-SG	-5.39	1.73	1.81
23	BA	2032	G	N3-C4	-5.39	1.31	1.35
23	BA	1213	A	N3-C4	-5.38	1.31	1.34
23	BA	2692	C	N3-C4	-5.38	1.30	1.33
23	DA	775	G	C6-N1	-5.38	1.35	1.39
23	BA	530	G	C6-O6	-5.38	1.19	1.24
23	DA	298	G	N7-C5	-5.38	1.36	1.39
1	AA	1326	C	C2-N3	5.38	1.40	1.35
23	BA	799	G	C2-N3	-5.38	1.28	1.32
23	DA	2335	A	C5-C4	-5.38	1.34	1.38
23	BA	1568	G	C6-N1	-5.38	1.35	1.39
23	BA	706	A	N3-C4	-5.37	1.31	1.34
1	CA	346	G	N7-C5	-5.37	1.36	1.39
23	BA	836	G	C6-N1	-5.37	1.35	1.39
23	BA	1303	G	C6-N1	-5.37	1.35	1.39
23	BA	1754	C	N1-C6	-5.37	1.33	1.37
23	BA	2249	U	C2-N3	-5.37	1.33	1.37
23	BA	27	G	P-OP1	-5.37	1.39	1.49
23	BA	454	A	N3-C4	-5.37	1.31	1.34
23	BA	2764	A	N9-C4	-5.37	1.34	1.37
23	BA	2589	A	N9-C4	-5.36	1.34	1.37
23	BA	791	C	N1-C6	-5.36	1.33	1.37
23	BA	2619	C	N1-C6	-5.36	1.33	1.37
23	BA	980	A	C5-C4	-5.36	1.34	1.38
23	BA	2041	U	C2-N3	-5.36	1.33	1.37

Continued on next page...

Continued from previous page...

Mol	Chain	Res	Type	Atoms	Z	Observed(Å)	Ideal(Å)
23	BA	2233	U	C2-O2	-5.36	1.17	1.22
23	DA	1612	C	N1-C6	-5.36	1.33	1.37
23	DA	671	C	N1-C6	-5.35	1.33	1.37
23	BA	2830	G	N1-C2	-5.35	1.33	1.37
23	DA	2689	U	C2-N3	-5.35	1.34	1.37
1	CA	1093	A	N9-C4	5.35	1.41	1.37
23	BA	2454	G	N1-C2	-5.35	1.33	1.37
23	DA	959	A	N9-C4	5.35	1.41	1.37
23	BA	87	C	N3-C4	-5.34	1.30	1.33
23	DA	532	A	P-O5'	-5.34	1.54	1.59
23	BA	20	C	C4-C5	-5.34	1.38	1.43
23	BA	801	G	N9-C4	-5.33	1.33	1.38
23	BA	800	A	P-OP1	-5.33	1.39	1.49
23	DA	2322	A	N9-C4	5.33	1.41	1.37
23	BA	1384	A	N7-C5	-5.33	1.36	1.39
23	BA	583	G	C5-C6	-5.33	1.37	1.42
23	BA	1190	G	C5-C4	-5.33	1.34	1.38
23	BA	776	G	P-O5'	-5.32	1.54	1.59
23	BA	2548	G	C5-C4	-5.32	1.34	1.38
23	BA	1154	G	N3-C4	-5.32	1.31	1.35
23	BA	2024	G	N9-C8	-5.32	1.34	1.37
23	BA	2504	U	P-OP2	-5.32	1.40	1.49
23	BA	310	A	N9-C4	-5.32	1.34	1.37
23	BA	502	A	C6-N1	-5.32	1.31	1.35
23	BA	2678	C	N1-C6	-5.32	1.33	1.37
25	BD	28	GLU	CG-CD	5.32	1.59	1.51
23	DA	2823	A	N7-C5	-5.32	1.36	1.39
23	BA	131	G	N3-C4	-5.31	1.31	1.35
1	AA	1302	U	N1-C2	5.31	1.43	1.38
23	BA	1617	C	N1-C6	-5.31	1.33	1.37
23	DA	780	G	N9-C8	-5.30	1.34	1.37
23	DA	2177	C	N1-C6	5.30	1.40	1.37
23	BA	202	U	C4-C5	-5.30	1.38	1.43
23	BA	1214	A	C6-N1	-5.30	1.31	1.35
23	BA	2346	A	N9-C8	-5.30	1.33	1.37
23	BA	570	G	C5-C6	-5.30	1.37	1.42
23	BA	2029	G	N9-C8	-5.29	1.34	1.37
23	BA	196	A	N9-C8	-5.29	1.33	1.37
23	BA	2051	A	C5-C4	-5.29	1.35	1.38
23	BA	2359	C	C2-O2	-5.29	1.19	1.24
23	BA	118	A	C5-C4	-5.28	1.35	1.38
23	BA	2044	C	P-OP1	-5.28	1.40	1.49

Continued on next page...

Continued from previous page...

Mol	Chain	Res	Type	Atoms	Z	Observed(Å)	Ideal(Å)
23	BA	2822	G	N9-C4	-5.28	1.33	1.38
23	BA	1367	A	N9-C8	-5.28	1.33	1.37
23	BA	2577	A	N3-C4	-5.28	1.31	1.34
1	CA	1459	C	C2-O2	5.28	1.29	1.24
23	DA	2053	G	N7-C5	-5.28	1.36	1.39
23	BA	828	U	C2-N3	-5.27	1.34	1.37
23	BA	520	G	N1-C2	-5.27	1.33	1.37
23	BA	2542	A	N7-C5	-5.27	1.36	1.39
23	BA	462	C	C4-C5	-5.27	1.38	1.43
23	DA	1284	A	N3-C4	5.27	1.38	1.34
23	BA	748	G	C6-N1	-5.26	1.35	1.39
23	BA	744	G	N3-C4	-5.26	1.31	1.35
23	BA	769	G	N9-C8	-5.26	1.34	1.37
23	BA	107	C	C4-C5	-5.26	1.38	1.43
23	BA	2018	G	C6-N1	-5.26	1.35	1.39
50	B6	16	CYS	CB-SG	-5.26	1.73	1.81
23	BA	770	G	C6-N1	-5.26	1.35	1.39
23	DA	1209	G	C6-N1	-5.26	1.35	1.39
1	AA	977	A	N9-C4	5.26	1.41	1.37
23	BA	2456	C	C4-C5	-5.26	1.38	1.43
23	BA	1809	A	C6-N1	-5.25	1.31	1.35
23	BA	2372	G	C6-N1	5.25	1.43	1.39
1	CA	346	G	C6-N1	-5.25	1.35	1.39
23	BA	967	C	N1-C6	-5.25	1.33	1.37
23	DA	2322	A	C6-N1	5.25	1.39	1.35
23	BA	1653	G	C3'-O3'	5.24	1.49	1.42
23	BA	2568	C	N1-C6	-5.24	1.34	1.37
23	BA	1344	G	C2-N3	-5.24	1.28	1.32
23	BA	1367	A	C5-C4	-5.24	1.35	1.38
23	BA	2014	A	N9-C8	-5.24	1.33	1.37
1	AA	816	A	N3-C4	-5.24	1.31	1.34
23	BA	954	G	N1-C2	-5.24	1.33	1.37
23	BA	1003	G	N3-C4	-5.24	1.31	1.35
23	BA	1614	A	P-OP1	-5.24	1.40	1.49
23	BA	2243	U	N1-C2	-5.24	1.33	1.38
23	DA	529	A	N9-C4	-5.24	1.34	1.37
23	BA	2617	C	C4-C5	-5.23	1.38	1.43
23	BA	2488	A	C5-C4	-5.23	1.35	1.38
23	BA	574	C	C2-N3	-5.23	1.31	1.35
23	BA	837	C	N3-C4	-5.23	1.30	1.33
23	DA	761	A	P-O5'	-5.23	1.54	1.59
23	DA	2826	A	C6-N1	-5.23	1.31	1.35

Continued on next page...

Continued from previous page...

Mol	Chain	Res	Type	Atoms	Z	Observed(Å)	Ideal(Å)
23	BA	1006	C	N3-C4	-5.23	1.30	1.33
23	DA	450	G	N7-C5	-5.23	1.36	1.39
23	BA	51	G	C6-N1	-5.22	1.35	1.39
23	BA	1674	G	N7-C5	-5.22	1.36	1.39
23	BA	817	C	C4-N4	-5.22	1.29	1.33
23	BA	1638	C	N3-C4	-5.22	1.30	1.33
23	BA	211	A	N9-C4	-5.22	1.34	1.37
23	DA	1780	A	C6-N1	-5.22	1.31	1.35
23	BA	502	A	N3-C4	-5.21	1.31	1.34
23	DA	1210	A	N9-C4	-5.21	1.34	1.37
23	BA	2520	C	N1-C6	-5.21	1.34	1.37
23	DA	784	A	N9-C8	-5.21	1.33	1.37
23	DA	677	A	N7-C5	-5.21	1.36	1.39
23	BA	807	U	P-O5'	-5.21	1.54	1.59
23	BA	2541	A	N7-C5	-5.21	1.36	1.39
23	BA	2296	U	C5-C6	5.21	1.38	1.34
23	BA	2452	C	C4-C5	-5.21	1.38	1.43
23	BA	2322	A	N9-C4	5.20	1.41	1.37
23	BA	2488	A	N7-C5	-5.20	1.36	1.39
23	DA	1617	C	N1-C6	-5.20	1.34	1.37
23	BA	88	G	N7-C5	-5.20	1.36	1.39
23	BA	1303	G	C5-C4	-5.20	1.34	1.38
23	BA	2081	C	N1-C6	-5.20	1.34	1.37
23	DA	2502	G	C2-N3	5.20	1.36	1.32
23	BA	1269	A	C6-N1	-5.20	1.31	1.35
23	BA	1290	C	C2-O2	-5.20	1.19	1.24
23	BA	836	G	N1-C2	-5.19	1.33	1.37
23	BA	1154	G	C8-N7	-5.19	1.27	1.30
23	BA	1210	A	N3-C4	-5.19	1.31	1.34
23	DA	249	C	N3-C4	-5.19	1.30	1.33
23	BA	1642	G	C6-N1	-5.19	1.35	1.39
23	BA	763	G	C6-N1	-5.19	1.35	1.39
23	BA	2020	A	C6-N1	-5.19	1.31	1.35
23	BA	1125	G	N9-C4	-5.18	1.33	1.38
23	BA	1627	G	N1-C2	-5.18	1.33	1.37
23	BA	2732	G	C6-N1	-5.18	1.35	1.39
23	BA	191	A	N9-C8	-5.18	1.33	1.37
23	BA	446	G	C2-N3	-5.18	1.28	1.32
23	DA	783	A	N3-C4	-5.18	1.31	1.34
23	BA	469	G	P-O5'	-5.18	1.54	1.59
23	BA	1672	C	N1-C6	-5.18	1.34	1.37
1	AA	1289	A	N9-C4	5.18	1.41	1.37

Continued on next page...

Continued from previous page...

Mol	Chain	Res	Type	Atoms	Z	Observed(Å)	Ideal(Å)
23	BA	2056	G	P-O5'	-5.18	1.54	1.59
23	BA	511	U	N3-C4	-5.17	1.33	1.38
23	BA	957	A	N9-C4	-5.17	1.34	1.37
23	BA	2073	C	N1-C6	-5.17	1.34	1.37
23	BA	2600	A	C5-C6	-5.17	1.36	1.41
23	DA	2444	G	P-O5'	-5.17	1.54	1.59
23	BA	194	G	C6-N1	-5.17	1.35	1.39
23	BA	198	C	P-OP1	-5.17	1.40	1.49
23	BA	2548	G	N7-C5	-5.17	1.36	1.39
23	BA	516	C	C2-O2	-5.16	1.19	1.24
23	BA	1190	G	N9-C8	-5.16	1.34	1.37
23	BA	535	C	N3-C4	-5.16	1.30	1.33
23	BA	2051	A	N3-C4	-5.16	1.31	1.34
1	CA	839	U	N1-C2	5.16	1.43	1.38
23	BA	107	C	N1-C6	-5.16	1.34	1.37
23	BA	976	C	N3-C4	-5.16	1.30	1.33
23	BA	2046	G	N7-C5	-5.16	1.36	1.39
23	BA	2490	G	N1-C2	-5.16	1.33	1.37
23	BA	2508	G	N1-C2	-5.15	1.33	1.37
23	BA	1782	C	N1-C6	-5.15	1.34	1.37
23	BA	446	G	N9-C8	-5.15	1.34	1.37
23	BA	480	A	N7-C5	-5.15	1.36	1.39
23	BA	2229	C	N1-C6	-5.15	1.34	1.37
23	BA	312	G	P-O5'	-5.14	1.54	1.59
23	BA	2822	G	N7-C5	-5.14	1.36	1.39
23	BA	983	A	N9-C4	-5.14	1.34	1.37
23	BA	1778	U	N3-C4	-5.14	1.33	1.38
23	BA	802	A	N7-C5	-5.13	1.36	1.39
23	BA	2054	A	O3'-P	-5.13	1.54	1.61
23	BA	2081	C	N3-C4	-5.13	1.30	1.33
23	BA	2403	C	N1-C6	-5.13	1.34	1.37
23	BA	2497	A	C6-N1	-5.13	1.31	1.35
23	BA	495	G	N9-C8	-5.13	1.34	1.37
23	BA	1132	A	C5-C6	-5.13	1.36	1.41
23	BA	2730	C	C4-C5	-5.13	1.38	1.43
23	BA	1671	U	C2-N3	-5.13	1.34	1.37
52	D8	34	TRP	CB-CG	-5.13	1.41	1.50
23	BA	2570	G	N3-C4	-5.13	1.31	1.35
23	BA	683	C	C4-C5	-5.12	1.38	1.43
23	BA	2333	A	N9-C8	-5.12	1.33	1.37
23	DA	513	A	C5-C4	-5.12	1.35	1.38
23	BA	805	G	N7-C5	-5.12	1.36	1.39

Continued on next page...

Continued from previous page...

Mol	Chain	Res	Type	Atoms	Z	Observed(Å)	Ideal(Å)
23	BA	474	G	N7-C5	-5.12	1.36	1.39
23	BA	580	C	N1-C6	-5.12	1.34	1.37
23	BA	698	C	N1-C6	-5.12	1.34	1.37
23	BA	2271	G	N7-C5	-5.12	1.36	1.39
23	BA	748	G	C5-C4	-5.12	1.34	1.38
23	BA	933	A	C5-C4	5.12	1.42	1.38
23	BA	1269	A	C5-C4	-5.12	1.35	1.38
23	BA	2621	A	C6-N6	-5.12	1.29	1.33
23	DA	933	A	N9-C8	5.12	1.41	1.37
23	DA	1823	G	C2-N3	-5.12	1.28	1.32
23	DA	2286	A	C5-C4	5.12	1.42	1.38
1	AA	69	G	C3'-O3'	5.11	1.49	1.42
23	BA	520	G	C6-N1	-5.11	1.35	1.39
24	DB	53	A	N9-C4	5.11	1.41	1.37
23	BA	1675	C	N3-C4	-5.11	1.30	1.33
23	BA	1284	A	N3-C4	5.11	1.38	1.34
23	BA	1365	A	C5-C6	-5.11	1.36	1.41
23	BA	1122	G	N9-C8	-5.11	1.34	1.37
23	BA	1128	A	C5-C6	-5.11	1.36	1.41
23	BA	1826	G	C6-N1	-5.11	1.35	1.39
23	BA	2252	G	C5-C6	-5.10	1.37	1.42
23	BA	2360	A	N3-C4	-5.10	1.31	1.34
23	DA	780	G	C5-C4	-5.10	1.34	1.38
23	DA	1788	C	N1-C6	-5.10	1.34	1.37
23	BA	1556	C	N3-C4	-5.10	1.30	1.33
23	DA	1954	G	N3-C4	-5.10	1.31	1.35
23	BA	2244	U	C2-O2	-5.10	1.17	1.22
23	BA	31	C	P-OP1	-5.10	1.40	1.49
23	BA	1332	G	N7-C5	-5.10	1.36	1.39
23	BA	2594	C	N1-C6	-5.10	1.34	1.37
23	DA	2607	G	N9-C8	-5.10	1.34	1.37
1	AA	1169	A	N9-C4	5.10	1.41	1.37
23	BA	822	U	P-O5'	-5.10	1.54	1.59
23	BA	684	G	C6-N1	-5.09	1.35	1.39
23	BA	1297	C	N3-C4	-5.09	1.30	1.33
23	BA	567	A	N3-C4	-5.09	1.31	1.34
23	BA	569	U	N1-C2	-5.09	1.33	1.38
23	BA	1754	C	N3-C4	-5.09	1.30	1.33
23	BA	2235	G	C8-N7	-5.09	1.27	1.30
1	CA	928	G	C6-N1	5.09	1.43	1.39
23	BA	2572	A	N9-C4	-5.09	1.34	1.37
23	BA	1647	G	C2-N3	-5.09	1.28	1.32

Continued on next page...

Continued from previous page...

Mol	Chain	Res	Type	Atoms	Z	Observed(Å)	Ideal(Å)
1	AA	1033	G	N9-C4	5.08	1.42	1.38
23	DA	1309	G	C8-N7	-5.08	1.27	1.30
23	BA	1393	A	C6-N1	-5.08	1.31	1.35
23	BA	2007	C	P-O5'	-5.08	1.54	1.59
23	DA	675	A	C6-N6	-5.08	1.29	1.33
23	DA	1191	G	N9-C8	-5.08	1.34	1.37
23	BA	952	G	N1-C2	-5.08	1.33	1.37
23	BA	2570	G	N9-C8	-5.08	1.34	1.37
23	BA	1620	G	C6-N1	-5.08	1.35	1.39
23	BA	2691	C	N1-C6	-5.08	1.34	1.37
23	DA	1660	C	N3-C4	-5.08	1.30	1.33
23	BA	377	C	N1-C6	-5.07	1.34	1.37
23	BA	573	G	N7-C5	-5.07	1.36	1.39
23	BA	755	C	N1-C6	-5.07	1.34	1.37
23	BA	189	G	C5-C4	-5.07	1.34	1.38
1	AA	1350	A	N9-C4	5.07	1.40	1.37
23	BA	450	G	N9-C8	-5.07	1.34	1.37
23	BA	1778	U	O3'-P	-5.07	1.55	1.61
23	BA	2030	A	N9-C8	-5.07	1.33	1.37
27	BF	89	VAL	C-O	-5.07	1.13	1.23
23	BA	2327	A	C5-C4	-5.07	1.35	1.38
23	BA	751	A	P-OP1	-5.06	1.40	1.49
1	AA	1030(D)	A	N9-C4	5.06	1.40	1.37
23	BA	1324	G	N9-C8	-5.06	1.34	1.37
23	BA	2013	A	N9-C4	-5.06	1.34	1.37
23	DA	1383	C	C2-N3	5.06	1.39	1.35
23	BA	700	G	C5-C4	-5.06	1.34	1.38
23	BA	2588	G	C6-N1	-5.05	1.36	1.39
23	DA	746	A	N9-C4	-5.05	1.34	1.37
23	BA	1376	C	N1-C6	-5.05	1.34	1.37
23	BA	1953	A	N7-C5	-5.05	1.36	1.39
23	BA	2424	C	N3-C4	-5.05	1.30	1.33
23	BA	2819	G	C6-N1	-5.05	1.36	1.39
23	BA	1570	A	N3-C4	-5.05	1.31	1.34
23	BA	32	C	N3-C4	-5.05	1.30	1.33
23	BA	1659	U	N1-C2	-5.05	1.34	1.38
23	BA	2621	A	C6-N1	-5.05	1.32	1.35
23	DA	687	C	C4-C5	-5.05	1.39	1.43
23	DA	1899	G	N7-C5	-5.05	1.36	1.39
23	BA	663	G	C5-C4	-5.04	1.34	1.38
23	BA	532	A	N9-C4	-5.04	1.34	1.37
23	BA	971	C	C2-O2	-5.04	1.20	1.24

Continued on next page...

Continued from previous page...

Mol	Chain	Res	Type	Atoms	Z	Observed(Å)	Ideal(Å)
23	BA	1334	G	C6-N1	-5.04	1.36	1.39
23	BA	1677	A	N9-C4	-5.04	1.34	1.37
23	BA	1797	C	N1-C6	-5.04	1.34	1.37
23	BA	2248	C	N1-C6	-5.04	1.34	1.37
25	BD	28	GLU	CB-CG	5.04	1.61	1.52
23	DA	687	C	N3-C4	-5.04	1.30	1.33
23	BA	215	G	N1-C2	-5.04	1.33	1.37
23	BA	254	G	N7-C5	-5.04	1.36	1.39
23	DA	523	C	N1-C6	-5.04	1.34	1.37
23	BA	943	U	C2-O2	-5.03	1.17	1.22
23	BA	1029	A	C5-C6	-5.03	1.36	1.41
23	BA	1904	G	N7-C5	-5.03	1.36	1.39
23	BA	684	G	P-O5'	-5.03	1.54	1.59
23	BA	1197	G	C6-N1	-5.03	1.36	1.39
23	BA	2428	G	N1-C2	-5.03	1.33	1.37
23	BA	2505	G	C6-N1	-5.03	1.36	1.39
1	CA	1191	A	N9-C4	5.03	1.40	1.37
23	DA	195	A	N7-C5	-5.03	1.36	1.39
23	DA	472	A	N3-C4	-5.02	1.31	1.34
23	BA	131	G	C6-N1	-5.02	1.36	1.39
23	BA	476	G	C2-N3	-5.02	1.28	1.32
23	BA	2553	G	N7-C5	-5.02	1.36	1.39
23	DA	573	G	N3-C4	-5.02	1.31	1.35
23	BA	465	G	O3'-P	-5.02	1.55	1.61
23	BA	1274	A	N3-C4	-5.02	1.31	1.34
23	BA	2692	C	N1-C6	-5.02	1.34	1.37
23	BA	2335	A	C5-C4	-5.01	1.35	1.38
1	AA	1442(A)	G	C6-N1	5.01	1.43	1.39
23	BA	2360	A	N9-C4	-5.01	1.34	1.37
23	BA	2441	C	N1-C6	-5.01	1.34	1.37
23	BA	2446	G	N9-C8	-5.01	1.34	1.37
23	BA	517	C	P-O5'	-5.00	1.54	1.59

All (5009) bond angle outliers are listed below:

Mol	Chain	Res	Type	Atoms	Z	Observed(°)	Ideal(°)
1	CA	1442(A)	G	N3-C4-C5	-27.29	114.95	128.60
1	CA	1459	C	N3-C2-O2	-27.00	103.00	121.90
1	AA	1442(A)	G	N3-C4-C5	-26.82	115.19	128.60
1	CA	1459	C	C6-N1-C2	-26.34	109.77	120.30
1	AA	1459	C	N3-C2-O2	-25.91	103.77	121.90
23	BA	1779	U	C5-C6-N1	-24.54	110.43	122.70

Continued on next page...

Continued from previous page...

Mol	Chain	Res	Type	Atoms	Z	Observed(°)	Ideal(°)
1	AA	1459	C	C6-N1-C2	-24.17	110.63	120.30
1	AA	1442(A)	G	N3-C4-N9	23.83	140.30	126.00
1	CA	1442(A)	G	N3-C4-N9	23.46	140.08	126.00
23	DA	1779	U	C5-C6-N1	-22.12	111.64	122.70
1	AA	1459	C	N1-C2-O2	21.67	131.90	118.90
1	CA	1459	C	N1-C2-O2	21.61	131.87	118.90
1	CA	1030	C	N1-C2-O2	21.33	131.70	118.90
23	BA	2296	U	C5-C6-N1	-19.55	112.93	122.70
23	DA	2296	U	C5-C6-N1	-19.00	113.20	122.70
1	CA	1442(A)	G	C6-N1-C2	-18.82	113.81	125.10
1	CA	1442(A)	G	C4-N9-C1'	18.22	150.19	126.50
1	AA	1442(A)	G	C6-N1-C2	-18.18	114.19	125.10
23	BA	2296	U	C2-N3-C4	-18.06	116.16	127.00
1	AA	1442(A)	G	C5-C6-N1	18.05	120.52	111.50
1	CA	1442(A)	G	C5-C6-N1	17.80	120.40	111.50
1	AA	1442(A)	G	C4-N9-C1'	17.72	149.53	126.50
23	DA	2104	G	N3-C2-N2	17.67	132.27	119.90
23	BA	2296	U	N1-C2-N3	17.62	125.47	114.90
23	DA	2296	U	N1-C2-N3	17.55	125.43	114.90
23	BA	530	G	N3-C2-N2	-17.53	107.63	119.90
1	AA	1442(A)	G	C2-N3-C4	17.53	120.66	111.90
23	BA	1142(A)	A	C2-N3-C4	-17.48	101.86	110.60
23	BA	2104	G	N3-C2-N2	17.45	132.12	119.90
23	DA	2296	U	C2-N3-C4	-17.29	116.62	127.00
1	CA	1459	C	C2-N1-C1'	17.05	137.55	118.80
23	BA	141	A	C5-N7-C8	-16.96	95.42	103.90
23	BA	528	A	C2-N3-C4	-16.90	102.15	110.60
23	BA	2296	U	N3-C4-O4	-16.80	107.64	119.40
23	BA	528	A	N3-C4-C5	16.40	138.28	126.80
1	AA	1459	C	C2-N1-C1'	16.34	136.77	118.80
23	DA	130	C	C6-N1-C2	16.32	126.83	120.30
23	BA	141	A	N7-C8-N9	16.09	121.84	113.80
23	BA	2296	U	C2-N1-C1'	-15.91	98.60	117.70
23	DA	2296	U	C2-N1-C1'	-15.87	98.66	117.70
23	BA	528	A	N3-C4-N9	-15.85	114.72	127.40
23	DA	528	A	C2-N3-C4	-15.78	102.71	110.60
23	BA	2296	U	C5-C4-O4	15.77	135.36	125.90
23	DA	528	A	N3-C4-N9	-15.63	114.90	127.40
1	CA	1442(A)	G	C2-N3-C4	15.44	119.62	111.90
23	DA	528	A	N3-C4-C5	15.39	137.57	126.80
23	DA	530	G	N3-C2-N2	-15.35	109.16	119.90
23	BA	2322	A	C6-N1-C2	-15.01	109.60	118.60

Continued on next page...

Continued from previous page...

Mol	Chain	Res	Type	Atoms	Z	Observed(°)	Ideal(°)
23	BA	2335	A	C5-C6-N1	14.94	125.17	117.70
23	DA	2296	U	N3-C4-O4	-14.77	109.06	119.40
1	AA	1442(A)	G	C8-N9-C1'	-14.65	107.96	127.00
23	BA	2185	C	N1-C2-O2	14.54	127.62	118.90
1	CA	1442(A)	G	C8-N9-C1'	-14.54	108.10	127.00
23	BA	330	A	C2-N3-C4	-14.43	103.39	110.60
1	CA	1442(A)	G	C8-N9-C4	-14.43	100.63	106.40
1	CA	1031	G	N3-C2-N2	14.29	129.90	119.90
23	BA	1779	U	C4-C5-C6	14.21	128.22	119.70
23	BA	130	C	C6-N1-C2	14.18	125.97	120.30
23	DA	2296	U	C5-C4-O4	14.09	134.35	125.90
23	BA	530	G	N3-C4-N9	-13.88	117.67	126.00
23	DA	2104	G	N1-C2-N2	-13.86	103.73	116.20
23	BA	1698	A	C2-N3-C4	-13.86	103.67	110.60
23	DA	2296	U	N3-C2-O2	-13.73	112.59	122.20
23	DA	2322	A	C6-N1-C2	-13.72	110.37	118.60
23	BA	2296	U	N3-C2-O2	-13.71	112.61	122.20
23	BA	933	A	C5-N7-C8	-13.63	97.08	103.90
23	BA	2104	G	C5-C6-O6	13.54	136.73	128.60
23	BA	2296	U	C6-N1-C1'	13.53	140.14	121.20
23	DA	2296	U	C6-N1-C1'	13.49	140.08	121.20
23	DA	2335	A	C5-C6-N1	13.43	124.42	117.70
23	DA	2104	G	C5-C6-O6	13.38	136.62	128.60
1	CA	1003	G	C5-C6-O6	13.36	136.62	128.60
23	BA	530	G	C8-N9-C4	-13.32	101.07	106.40
23	BA	2104	G	N1-C2-N2	-13.30	104.23	116.20
24	BB	120	A	C5-C6-N1	-13.28	111.06	117.70
23	BA	2322	A	N1-C6-N6	-13.27	110.64	118.60
23	BA	933	A	N7-C8-N9	13.12	120.36	113.80
23	DA	2185	C	N1-C2-O2	13.12	126.77	118.90
23	BA	1332	G	C5-C6-N1	13.11	118.06	111.50
23	DA	2104	G	N1-C6-O6	-13.10	112.04	119.90
1	CA	1442(A)	G	C5-C6-O6	-13.09	120.75	128.60
23	DA	1779	U	C2-N3-C4	-13.07	119.16	127.00
23	BA	221	A	C8-N9-C4	-13.05	100.58	105.80
24	DB	120	A	C5-C6-N1	-13.03	111.18	117.70
23	BA	2104	G	N1-C6-O6	-12.89	112.16	119.90
1	AA	1158	C	N1-C2-O2	12.80	126.58	118.90
23	DA	330	A	C2-N3-C4	-12.73	104.23	110.60
23	BA	2515	C	N3-C4-C5	12.68	126.97	121.90
23	BA	530	G	N1-C2-N2	12.65	127.58	116.20
1	AA	1442(A)	G	C8-N9-C4	-12.62	101.35	106.40

Continued on next page...

Continued from previous page...

Mol	Chain	Res	Type	Atoms	Z	Observed(°)	Ideal(°)
23	BA	1107	G	C4-N9-C1'	12.62	142.90	126.50
23	DA	1107	G	C4-N9-C1'	12.60	142.88	126.50
1	CA	1030	C	N3-C2-O2	-12.56	113.11	121.90
23	BA	1359	A	N1-C6-N6	-12.54	111.07	118.60
23	BA	2296	U	C4-C5-C6	12.53	127.22	119.70
23	BA	1779	U	N1-C2-N3	12.48	122.39	114.90
24	BB	5	C	C6-N1-C2	12.44	125.28	120.30
23	DA	2322	A	N1-C6-N6	-12.41	111.15	118.60
23	BA	141	A	N1-C6-N6	12.39	126.03	118.60
23	BA	139(A)	G	C4-C5-N7	12.37	115.75	110.80
23	BA	139(A)	G	C5-N7-C8	-12.36	98.12	104.30
23	BA	2346	A	N9-C4-C5	12.33	110.73	105.80
23	BA	1142(A)	A	C5-C6-N1	-12.31	111.54	117.70
23	BA	1107	G	C6-C5-N7	-12.29	123.03	130.40
1	CA	90	U	N3-C4-C5	12.26	121.95	114.60
23	DA	1142(A)	A	C2-N3-C4	-12.25	104.48	110.60
23	BA	856	C	C6-N1-C2	-12.25	115.40	120.30
23	BA	1210	A	C5-N7-C8	-12.24	97.78	103.90
23	BA	141	A	C4-C5-N7	12.20	116.80	110.70
23	BA	2322	A	C5-C6-N1	12.18	123.79	117.70
23	BA	2286	A	N1-C6-N6	12.17	125.90	118.60
1	CA	1031	G	N9-C4-C5	-12.12	100.55	105.40
24	BB	120	A	C6-N1-C2	12.11	125.86	118.60
23	DA	2296	U	C4-C5-C6	12.06	126.94	119.70
23	DA	1107	G	C8-N9-C1'	-12.05	111.34	127.00
23	BA	1107	G	C8-N9-C1'	-12.04	111.34	127.00
23	DA	409	C	C6-N1-C2	12.04	125.12	120.30
23	BA	2286	A	C6-C5-N7	-11.97	123.92	132.30
1	AA	1442(A)	G	C5-C6-O6	-11.94	121.44	128.60
1	CA	346	G	C4-N9-C1'	11.88	141.95	126.50
23	BA	1107	G	N1-C6-O6	11.87	127.02	119.90
23	DA	148	C	C6-N1-C2	11.80	125.02	120.30
23	BA	139(A)	G	N7-C8-N9	11.79	119.00	113.10
1	CA	1003	G	N1-C6-O6	-11.74	112.86	119.90
23	DA	1779	U	N3-C4-O4	-11.68	111.22	119.40
23	BA	1204	A	C6-C5-N7	-11.63	124.16	132.30
23	DA	141	A	N7-C8-N9	11.61	119.61	113.80
23	BA	1142(A)	A	N3-C4-N9	-11.58	118.14	127.40
23	BA	1204	A	C2-N3-C4	-11.58	104.81	110.60
24	DB	120	A	C6-N1-C2	11.56	125.54	118.60
23	DA	1108	U	N3-C2-O2	-11.54	114.12	122.20
1	AA	346	G	C4-N9-C1'	11.53	141.49	126.50

Continued on next page...

Continued from previous page...

Mol	Chain	Res	Type	Atoms	Z	Observed(°)	Ideal(°)
23	DA	1359	A	N1-C6-N6	-11.51	111.69	118.60
23	BA	794	G	N1-C6-O6	-11.47	113.02	119.90
23	DA	1210	A	C5-N7-C8	-11.47	98.17	103.90
23	DA	2322	A	C5-C6-N1	11.41	123.41	117.70
23	DA	530	G	N1-C2-N2	11.37	126.44	116.20
23	BA	409	C	C6-N1-C2	11.34	124.84	120.30
23	DA	777	A	N9-C4-C5	11.34	110.34	105.80
23	BA	473	G	N1-C6-O6	-11.33	113.10	119.90
23	DA	530	G	N3-C4-N9	-11.28	119.23	126.00
23	BA	141	A	C6-C5-N7	-11.27	124.41	132.30
23	BA	959	A	C8-N9-C4	-11.26	101.30	105.80
23	DA	141	A	N1-C6-N6	11.26	125.35	118.60
23	DA	1204	A	N1-C6-N6	11.21	125.33	118.60
23	BA	1108	U	N3-C2-O2	-11.21	114.36	122.20
23	DA	933	A	C5-N7-C8	-11.19	98.30	103.90
23	BA	1107	G	C5-C6-O6	-11.16	121.91	128.60
23	DA	1779	U	N1-C2-N3	11.15	121.59	114.90
23	BA	528	A	C6-N1-C2	11.12	125.27	118.60
23	DA	1698	A	N1-C6-N6	11.11	125.27	118.60
1	CA	1442(A)	G	C6-C5-N7	-11.09	123.75	130.40
23	BA	2322	A	N9-C4-C5	11.08	110.23	105.80
23	BA	2823	A	N1-C6-N6	11.05	125.23	118.60
23	DA	1698	A	C5-N7-C8	-11.00	98.40	103.90
23	BA	1328	G	C5-C6-N1	11.00	117.00	111.50
24	BB	120	A	N1-C2-N3	-10.98	123.81	129.30
23	BA	1204	A	C4-C5-N7	10.97	116.18	110.70
23	DA	1107	G	C6-C5-N7	-10.87	123.88	130.40
23	BA	265	A	N1-C6-N6	10.86	125.12	118.60
23	BA	1204	A	C5-N7-C8	-10.86	98.47	103.90
23	BA	141	A	C8-N9-C4	-10.84	101.46	105.80
23	BA	1210	A	N7-C8-N9	10.84	119.22	113.80
23	BA	1762	A	C8-N9-C4	-10.84	101.47	105.80
23	BA	106	C	C6-N1-C2	-10.83	115.97	120.30
1	CA	1484	C	C6-N1-C2	10.82	124.63	120.30
23	DA	2253	G	N1-C6-O6	10.78	126.37	119.90
23	BA	1107	G	C4-C5-N7	10.74	115.09	110.80
1	CA	346	G	C8-N9-C1'	-10.73	113.06	127.00
23	DA	1698	A	C2-N3-C4	-10.73	105.24	110.60
24	BB	6	C	C6-N1-C2	10.71	124.58	120.30
23	BA	1779	U	C2-N3-C4	-10.70	120.58	127.00
23	DA	2322	A	N9-C4-C5	10.64	110.05	105.80
23	DA	839	U	C5-C4-O4	10.61	132.27	125.90

Continued on next page...

Continued from previous page...

Mol	Chain	Res	Type	Atoms	Z	Observed(°)	Ideal(°)
1	CA	1087	G	N3-C4-C5	-10.58	123.31	128.60
23	BA	2689	U	C5-C4-O4	10.57	132.24	125.90
23	DA	530	G	N9-C4-C5	10.55	109.62	105.40
23	DA	1779	U	C4-C5-C6	10.54	126.03	119.70
1	CA	1459	C	C5-C6-N1	10.54	126.27	121.00
23	BA	2035	G	C8-N9-C4	-10.54	102.19	106.40
24	DB	120	A	N1-C2-N3	-10.47	124.06	129.30
23	BA	208	C	C6-N1-C2	10.46	124.48	120.30
23	DA	2287	A	C2-N3-C4	-10.45	105.38	110.60
23	DA	27	G	N3-C2-N2	-10.43	112.60	119.90
1	AA	346	G	C8-N9-C1'	-10.41	113.46	127.00
1	CA	1442(A)	G	N1-C2-N2	-10.40	106.84	116.20
23	BA	1142(A)	A	N3-C4-C5	10.40	134.08	126.80
23	BA	234	C	C6-N1-C2	-10.39	116.14	120.30
23	DA	456	C	C6-N1-C2	10.39	124.46	120.30
23	BA	2497	A	C6-N1-C2	-10.39	112.37	118.60
23	BA	1210	A	N1-C6-N6	10.34	124.80	118.60
23	BA	1210	A	C6-C5-N7	-10.33	125.07	132.30
23	BA	2002	G	C8-N9-C4	-10.30	102.28	106.40
1	AA	1442(A)	G	N3-C2-N2	10.28	127.09	119.90
23	BA	141	A	C2-N3-C4	-10.26	105.47	110.60
23	BA	446	G	N1-C6-O6	10.25	126.05	119.90
23	DA	1204	A	C5-N7-C8	-10.24	98.78	103.90
23	DA	141	A	C5-N7-C8	-10.20	98.80	103.90
23	BA	933	A	C8-N9-C4	-10.19	101.72	105.80
23	DA	528	A	C5-C6-N1	-10.20	112.60	117.70
23	DA	530	G	C8-N9-C4	-10.19	102.32	106.40
23	BA	1779	U	C2-N1-C1'	-10.15	105.52	117.70
23	DA	1762	A	C8-N9-C4	-10.14	101.74	105.80
23	BA	265	A	C2-N3-C4	-10.10	105.55	110.60
23	BA	2286	A	C5-N7-C8	-10.10	98.85	103.90
23	BA	1192	G	N7-C8-N9	-10.08	108.06	113.10
23	DA	1779	U	C5-C4-O4	10.06	131.94	125.90
1	CA	1442(A)	G	N7-C8-N9	10.05	118.12	113.10
23	BA	2499	C	N1-C2-O2	-10.04	112.88	118.90
23	DA	1328	G	C5-C6-O6	-10.03	122.58	128.60
23	DA	933	A	N7-C8-N9	10.01	118.81	113.80
23	BA	1129	A	C8-N9-C4	-10.01	101.80	105.80
23	DA	208	C	C6-N1-C2	10.00	124.30	120.30
1	CA	90	U	C2-N3-C4	-10.00	121.00	127.00
23	BA	1779	U	C5-C4-O4	10.00	131.90	125.90
23	DA	1107	G	N3-C4-N9	9.98	131.99	126.00

Continued on next page...

Continued from previous page...

Mol	Chain	Res	Type	Atoms	Z	Observed(°)	Ideal(°)
1	AA	960	U	C2-N1-C1'	9.98	129.67	117.70
23	BA	690	G	C5-C6-N1	9.95	116.47	111.50
23	BA	645	C	N1-C2-O2	9.94	124.86	118.90
23	BA	839	U	C5-C4-O4	9.92	131.85	125.90
23	DA	652(T)	C	C2-N3-C4	9.91	124.86	119.90
1	CA	1031	G	C4-C5-N7	9.91	114.77	110.80
23	BA	675	A	C8-N9-C4	9.91	109.76	105.80
23	DA	1204	A	C6-C5-N7	-9.91	125.36	132.30
23	BA	2346	A	C8-N9-C4	-9.90	101.84	105.80
23	BA	1192	G	C8-N9-C4	9.88	110.35	106.40
23	BA	463	G	C5-C6-O6	9.86	134.52	128.60
23	BA	2062	A	N1-C6-N6	9.86	124.52	118.60
23	DA	1107	G	N1-C6-O6	9.85	125.81	119.90
23	DA	1779	U	C2-N1-C1'	-9.85	105.88	117.70
23	DA	1698	A	C4-C5-N7	9.85	115.63	110.70
23	BA	530	G	N9-C4-C5	9.85	109.34	105.40
1	AA	1442(A)	G	C6-C5-N7	-9.84	124.49	130.40
23	DA	210	C	C6-N1-C2	9.83	124.23	120.30
23	BA	729	G	C8-N9-C4	-9.83	102.47	106.40
1	CA	1459	C	C2-N3-C4	-9.82	114.99	119.90
23	BA	1142(A)	A	C5-N7-C8	-9.82	98.99	103.90
23	BA	2185	C	C2-N3-C4	9.81	124.81	119.90
1	AA	1442(A)	G	N1-C2-N2	-9.78	107.40	116.20
23	BA	1107	G	N3-C4-N9	9.77	131.86	126.00
23	BA	27	G	N3-C2-N2	-9.77	113.06	119.90
23	BA	531	C	N1-C2-O2	-9.75	113.05	118.90
1	AA	1037	C	C6-N1-C2	-9.75	116.40	120.30
23	BA	566	U	C4-C5-C6	-9.75	113.85	119.70
23	BA	2286	A	N7-C8-N9	9.75	118.67	113.80
23	DA	1108	U	N1-C2-O2	9.74	129.62	122.80
23	DA	2286	A	C6-C5-N7	-9.73	125.49	132.30
1	CA	1395	C	C6-N1-C2	-9.70	116.42	120.30
1	AA	1459	C	C5-C6-N1	9.69	125.84	121.00
23	DA	777	A	N1-C6-N6	-9.68	112.79	118.60
1	AA	1459	C	C2-N3-C4	-9.67	115.07	119.90
23	DA	1210	A	N7-C8-N9	9.66	118.63	113.80
23	DA	2067	G	C8-N9-C4	-9.65	102.54	106.40
24	DB	115	G	C8-N9-C4	9.64	110.26	106.40
1	CA	1030	C	C2-N3-C4	9.64	124.72	119.90
23	DA	2286	A	N7-C8-N9	9.63	118.61	113.80
23	BA	624	C	N3-C4-C5	9.60	125.74	121.90
23	BA	205	G	N3-C2-N2	9.60	126.62	119.90

Continued on next page...

Continued from previous page...

Mol	Chain	Res	Type	Atoms	Z	Observed(°)	Ideal(°)
23	BA	528	A	C5-C6-N1	-9.60	112.90	117.70
23	BA	2103	C	C2-N3-C4	9.59	124.69	119.90
23	BA	1620	G	N1-C6-O6	-9.58	114.15	119.90
23	BA	130	C	N3-C4-C5	9.57	125.73	121.90
24	BB	101	G	N9-C4-C5	-9.56	101.57	105.40
23	BA	2689	U	N3-C4-O4	-9.55	112.72	119.40
1	AA	1282	C	C2-N3-C4	9.54	124.67	119.90
23	BA	1332	G	C6-N1-C2	-9.54	119.38	125.10
23	BA	1204	A	N1-C6-N6	9.52	124.31	118.60
23	BA	1022	G	N9-C4-C5	9.51	109.20	105.40
23	BA	2082	A	C6-N1-C2	-9.49	112.91	118.60
1	CA	1028	C	N1-C2-O2	9.49	124.59	118.90
23	DA	1997	G	N1-C6-O6	-9.49	114.21	119.90
23	BA	1558	A	C2-N3-C4	-9.48	105.86	110.60
1	AA	1282	C	C6-N1-C2	-9.47	116.51	120.30
23	DA	1109	C	C4-C5-C6	9.46	122.13	117.40
23	BA	528	A	C4-C5-C6	-9.46	112.27	117.00
1	CA	1395	C	N3-C4-C5	-9.44	118.12	121.90
1	AA	53	A	C6-N1-C2	9.44	124.26	118.60
23	BA	774	A	C8-N9-C4	-9.43	102.03	105.80
23	BA	391	G	C5-C6-O6	-9.41	122.95	128.60
23	BA	2363	C	C6-N1-C2	9.41	124.06	120.30
23	BA	652(T)	C	C2-N3-C4	9.40	124.60	119.90
23	DA	802	A	C8-N9-C4	-9.38	102.05	105.80
23	BA	2361	A	C8-N9-C4	9.37	109.55	105.80
23	DA	139(A)	G	N7-C8-N9	9.36	117.78	113.10
23	DA	141	A	C8-N9-C4	-9.35	102.06	105.80
23	BA	458	G	C8-N9-C4	-9.35	102.66	106.40
23	DA	2185	C	C2-N3-C4	9.35	124.57	119.90
4	AD	12	CYS	CA-CB-SG	9.34	130.81	114.00
1	CA	1442(A)	G	C4-C5-C6	9.34	124.40	118.80
23	BA	2322	A	C4-C5-N7	-9.33	106.03	110.70
23	BA	2689	U	N1-C2-N3	9.32	120.49	114.90
23	BA	1107	G	N9-C4-C5	-9.31	101.67	105.40
23	DA	2446	G	N3-C2-N2	9.31	126.42	119.90
23	BA	265	A	C6-C5-N7	-9.28	125.80	132.30
1	AA	1484	C	C6-N1-C2	9.28	124.01	120.30
23	BA	528	A	C5-N7-C8	-9.28	99.26	103.90
23	DA	528	A	C6-N1-C2	9.27	124.16	118.60
23	BA	209	C	N3-C4-C5	9.27	125.61	121.90
1	CA	1442(A)	G	N3-C2-N2	9.26	126.38	119.90
23	DA	1210	A	N1-C6-N6	9.26	124.16	118.60

Continued on next page...

Continued from previous page...

Mol	Chain	Res	Type	Atoms	Z	Observed(°)	Ideal(°)
23	BA	2236	C	N3-C4-C5	-9.25	118.20	121.90
23	BA	2499	C	C2-N3-C4	-9.23	115.28	119.90
23	BA	2244	U	C5-C4-O4	9.23	131.44	125.90
23	BA	27	G	N9-C4-C5	9.23	109.09	105.40
23	BA	932	G	C5-C6-O6	-9.22	123.07	128.60
23	BA	265	A	C5-N7-C8	-9.21	99.30	103.90
23	BA	781	A	C8-N9-C4	9.20	109.48	105.80
23	BA	1607	C	N3-C4-N4	9.20	124.44	118.00
23	BA	2037	G	C5-N7-C8	9.17	108.89	104.30
23	DA	139(A)	G	C4-C5-N7	9.17	114.47	110.80
1	AA	1293	G	C6-C5-N7	9.16	135.90	130.40
23	BA	1192	G	C5-N7-C8	9.16	108.88	104.30
23	DA	1107	G	C5-C6-O6	-9.16	123.11	128.60
23	BA	473	G	C5-C6-O6	9.15	134.09	128.60
23	BA	2335	A	C5-C6-N6	-9.14	116.39	123.70
23	DA	645	C	N1-C2-O2	9.14	124.38	118.90
1	AA	358	U	C2-N3-C4	9.12	132.47	127.00
23	BA	2271	G	N3-C4-C5	-9.12	124.04	128.60
24	DB	30	C	C6-N1-C2	-9.11	116.66	120.30
23	DA	2322	A	C2-N3-C4	9.11	115.16	110.60
1	CA	1391	U	N3-C2-O2	-9.10	115.83	122.20
1	CA	1274	G	C4-N9-C1'	9.09	138.31	126.50
23	BA	1792	G	N1-C6-O6	-9.07	114.46	119.90
1	AA	346	G	N3-C4-N9	9.05	131.43	126.00
23	DA	1333	C	N3-C4-C5	9.05	125.52	121.90
23	BA	265	A	C4-C5-N7	9.04	115.22	110.70
23	BA	1204	A	N1-C2-N3	9.04	133.82	129.30
23	DA	1698	A	C6-C5-N7	-9.04	125.97	132.30
23	DA	2286	A	N1-C6-N6	9.04	124.03	118.60
23	DA	139(A)	G	C5-N7-C8	-9.04	99.78	104.30
23	DA	2283	C	N1-C2-O2	-9.04	113.47	118.90
23	DA	2473	U	C2-N1-C1'	9.03	128.54	117.70
23	BA	2690	C	N3-C4-C5	-9.03	118.29	121.90
23	DA	1153	C	N1-C2-O2	-9.03	113.48	118.90
23	BA	2244	U	N3-C4-O4	-9.03	113.08	119.40
23	DA	2741	A	C8-N9-C4	9.02	109.41	105.80
24	BB	101	G	C8-N9-C4	9.01	110.00	106.40
23	BA	1779	U	N1-C2-O2	-9.00	116.50	122.80
1	CA	1378	C	C6-N1-C2	-9.00	116.70	120.30
23	BA	1022	G	N3-C4-N9	-8.99	120.61	126.00
23	BA	377	C	C6-N1-C2	8.98	123.89	120.30
23	BA	940	G	C8-N9-C4	-8.98	102.81	106.40

Continued on next page...

Continued from previous page...

Mol	Chain	Res	Type	Atoms	Z	Observed(°)	Ideal(°)
23	DA	2286	A	C5-N7-C8	-8.98	99.41	103.90
1	AA	934	C	C6-N1-C2	-8.97	116.71	120.30
23	BA	1616	A	C5-N7-C8	-8.97	99.42	103.90
1	AA	1203	C	C6-N1-C2	-8.95	116.72	120.30
23	BA	566	U	N3-C4-C5	8.95	119.97	114.60
1	AA	1204	A	N1-C6-N6	-8.94	113.23	118.60
23	BA	2107	C	C5-C4-N4	8.93	126.45	120.20
23	BA	2182	G	C5-C6-O6	8.93	133.96	128.60
23	DA	1784	A	C8-N9-C4	8.93	109.37	105.80
23	DA	1661	G	C8-N9-C4	8.92	109.97	106.40
23	BA	2252	G	N7-C8-N9	-8.92	108.64	113.10
24	BB	104	U	C5-C6-N1	-8.92	118.24	122.70
23	DA	1204	A	C4-C5-N7	8.91	115.16	110.70
23	BA	1142(A)	A	N1-C2-N3	8.91	133.75	129.30
23	BA	584	C	N1-C2-O2	-8.91	113.56	118.90
1	CA	1242	C	C5-C6-N1	8.90	125.45	121.00
23	DA	1248	G	C8-N9-C4	8.90	109.96	106.40
23	BA	130	C	N1-C2-O2	8.90	124.24	118.90
23	BA	2286	A	C4-C5-N7	8.89	115.15	110.70
23	DA	1107	G	C4-C5-N7	8.88	114.35	110.80
23	BA	394	A	C8-N9-C4	8.88	109.35	105.80
23	DA	195	A	N1-C6-N6	8.88	123.93	118.60
1	CA	1442(A)	G	O4'-C1'-N9	8.87	115.30	108.20
23	DA	2440	C	C5-C6-N1	-8.86	116.57	121.00
23	DA	1204	A	C2-N3-C4	-8.86	106.17	110.60
1	AA	1293	G	C5-C6-O6	8.85	133.91	128.60
23	BA	1698	A	N1-C2-N3	8.85	133.72	129.30
1	CA	1456	G	C4-N9-C1'	8.85	138.00	126.50
1	AA	910	C	C6-N1-C2	8.84	123.84	120.30
23	BA	139(A)	G	C8-N9-C4	-8.84	102.86	106.40
23	BA	1827	C	N3-C2-O2	-8.84	115.71	121.90
1	AA	1442(B)	A	N1-C2-N3	8.84	133.72	129.30
23	BA	2286	A	C2-N3-C4	-8.83	106.18	110.60
23	BA	2286	A	C8-N9-C4	-8.83	102.27	105.80
1	AA	1282	C	N3-C4-C5	-8.82	118.37	121.90
23	BA	794	G	C5-C6-O6	8.82	133.89	128.60
23	DA	2335	A	C5-C6-N6	-8.82	116.64	123.70
23	BA	391	G	N1-C6-O6	8.82	125.19	119.90
23	BA	2191	G	C5-C6-O6	-8.81	123.31	128.60
1	AA	1210	C	C2-N3-C4	8.81	124.31	119.90
23	BA	1755	A	N1-C6-N6	-8.80	113.32	118.60
23	BA	1899	G	N3-C2-N2	-8.80	113.74	119.90

Continued on next page...

Continued from previous page...

Mol	Chain	Res	Type	Atoms	Z	Observed(°)	Ideal(°)
1	CA	839	U	N1-C2-O2	8.80	128.96	122.80
1	CA	1460	A	N1-C6-N6	-8.79	113.33	118.60
23	BA	121	G	C5-C6-O6	-8.79	123.33	128.60
23	BA	1972	A	C2-N3-C4	8.78	114.99	110.60
23	BA	530	G	N3-C4-C5	8.78	132.99	128.60
23	DA	141	A	C6-C5-N7	-8.78	126.16	132.30
1	AA	960	U	C5-C6-N1	8.77	127.08	122.70
1	AA	1456	G	C4-N9-C1'	8.77	137.90	126.50
23	BA	1253	A	C5-N7-C8	8.77	108.28	103.90
23	BA	478	A	N1-C2-N3	8.77	133.68	129.30
1	CA	346	G	N3-C4-C5	-8.77	124.22	128.60
23	BA	2007	C	C6-N1-C2	-8.76	116.80	120.30
23	BA	375	C	C6-N1-C2	8.76	123.80	120.30
23	BA	959	A	N7-C8-N9	8.75	118.17	113.80
23	BA	2449	U	C5-C4-O4	-8.74	120.66	125.90
1	AA	346	G	N3-C4-C5	-8.74	124.23	128.60
23	BA	527	C	C5-C4-N4	8.74	126.32	120.20
23	BA	836	G	N1-C6-O6	-8.74	114.66	119.90
23	BA	1708	C	C6-N1-C2	8.73	123.79	120.30
23	DA	2182	G	C5-C6-O6	8.73	133.84	128.60
23	BA	2361	A	N9-C4-C5	-8.73	102.31	105.80
23	DA	2440	C	N3-C4-N4	-8.73	111.89	118.00
1	AA	1442(A)	G	O4'-C1'-N9	8.72	115.18	108.20
23	BA	2694	G	C5-C6-O6	-8.72	123.37	128.60
23	DA	2346	A	N1-C6-N6	-8.72	113.37	118.60
23	BA	777	A	N1-C6-N6	-8.71	113.37	118.60
23	DA	1210	A	C4-C5-N7	8.71	115.06	110.70
23	BA	1108	U	N1-C2-O2	8.70	128.89	122.80
23	DA	847	U	C5-C4-O4	8.70	131.12	125.90
23	DA	2689	U	N3-C4-O4	-8.68	113.32	119.40
23	DA	2286	A	C2-N3-C4	-8.68	106.26	110.60
23	BA	458	G	N9-C4-C5	8.67	108.87	105.40
23	BA	1049	C	C6-N1-C2	-8.66	116.83	120.30
1	CA	1037	C	C2-N3-C4	8.66	124.23	119.90
23	DA	130	C	C5-C6-N1	-8.66	116.67	121.00
23	BA	73	A	N9-C4-C5	8.66	109.26	105.80
23	BA	1049	C	C5-C6-N1	8.65	125.33	121.00
1	AA	1151	A	N1-C6-N6	-8.65	113.41	118.60
23	BA	2568	C	C6-N1-C2	8.64	123.76	120.30
23	BA	1799	G	N3-C4-C5	-8.64	124.28	128.60
1	CA	1087	G	N3-C4-N9	8.63	131.18	126.00
23	BA	1563	G	N9-C4-C5	-8.63	101.95	105.40

Continued on next page...

Continued from previous page...

Mol	Chain	Res	Type	Atoms	Z	Observed(°)	Ideal(°)
1	AA	943	U	C5-C6-N1	8.63	127.01	122.70
23	BA	1334	G	C8-N9-C4	-8.62	102.95	106.40
33	DP	26	GLY	N-CA-C	-8.62	91.55	113.10
1	CA	1031	G	C6-N1-C2	8.62	130.27	125.10
1	AA	754	C	N3-C2-O2	-8.62	115.87	121.90
23	BA	1210	A	C4-C5-N7	8.62	115.01	110.70
23	BA	2473	U	C2-N1-C1'	8.61	128.03	117.70
1	CA	1037	C	N3-C4-C5	-8.61	118.46	121.90
23	DA	1210	A	C6-C5-N7	-8.61	126.28	132.30
23	BA	966	G	N1-C6-O6	-8.60	114.74	119.90
23	DA	2322	A	C4-C5-N7	-8.60	106.40	110.70
1	AA	1311	G	N9-C4-C5	8.59	108.84	105.40
23	BA	763	G	N9-C4-C5	8.59	108.84	105.40
23	BA	272(C)	G	C8-N9-C4	8.58	109.83	106.40
23	BA	530	G	C8-N9-C1'	8.58	138.15	127.00
23	BA	1393	A	N9-C4-C5	8.58	109.23	105.80
23	DA	12	U	N3-C2-O2	-8.57	116.20	122.20
23	DA	1123	C	C6-N1-C2	8.56	123.72	120.30
1	AA	503	C	C6-N1-C2	-8.56	116.88	120.30
23	BA	675	A	N9-C4-C5	-8.56	102.38	105.80
23	BA	1108	U	C2-N1-C1'	8.55	127.96	117.70
1	AA	346	G	N1-C2-N2	-8.54	108.51	116.20
23	BA	2312	U	N3-C2-O2	-8.55	116.22	122.20
23	DA	2568	C	C6-N1-C2	8.54	123.72	120.30
1	AA	953	G	C6-C5-N7	-8.54	125.28	130.40
23	DA	1180	C	C6-N1-C2	8.53	123.71	120.30
23	DA	2828	C	N1-C2-O2	-8.53	113.78	118.90
1	CA	1274	G	N7-C8-N9	8.52	117.36	113.10
23	DA	1829	A	N1-C6-N6	-8.52	113.49	118.60
1	AA	1293	G	C4-N9-C1'	-8.51	115.44	126.50
1	AA	754	C	N1-C2-O2	8.51	124.01	118.90
23	DA	2463	C	C6-N1-C2	8.51	123.70	120.30
23	BA	1190	G	C5-N7-C8	8.49	108.55	104.30
45	D1	21	ARG	NE-CZ-NH1	8.48	124.54	120.30
1	CA	1459	C	N1-C2-N3	8.47	125.13	119.20
23	BA	1383	C	N1-C2-O2	-8.47	113.82	118.90
23	BA	1600	C	C5-C6-N1	-8.47	116.77	121.00
1	CA	1283	G	N3-C2-N2	-8.47	113.97	119.90
23	DA	2441	C	C5-C6-N1	-8.47	116.77	121.00
23	DA	2312	U	N3-C2-O2	-8.47	116.27	122.20
1	AA	1366	C	C6-N1-C2	-8.46	116.91	120.30
1	CA	1391	U	C5-C4-O4	8.46	130.98	125.90

Continued on next page...

Continued from previous page...

Mol	Chain	Res	Type	Atoms	Z	Observed(°)	Ideal(°)
1	AA	1293	G	N3-C4-N9	-8.45	120.93	126.00
23	BA	1620	G	C5-C6-O6	8.45	133.67	128.60
1	AA	1005	A	C8-N9-C4	-8.45	102.42	105.80
23	BA	52	A	N7-C8-N9	8.45	118.03	113.80
1	AA	1442(A)	G	C4-C5-C6	8.45	123.87	118.80
1	AA	1293	G	C4-C5-N7	-8.45	107.42	110.80
24	BB	58	A	C8-N9-C4	8.44	109.18	105.80
23	DA	2017	U	C5-C6-N1	-8.44	118.48	122.70
23	BA	847	U	C5-C6-N1	-8.44	118.48	122.70
23	DA	1558	A	C2-N3-C4	-8.43	106.38	110.60
23	BA	1445(A)	C	C6-N1-C2	-8.43	116.93	120.30
23	BA	330	A	N1-C2-N3	8.43	133.51	129.30
23	BA	1253	A	N7-C8-N9	-8.42	109.59	113.80
23	BA	463	G	N1-C6-O6	-8.42	114.85	119.90
23	BA	1210	A	C2-N3-C4	-8.42	106.39	110.60
1	CA	150	C	C5-C6-N1	8.42	125.21	121.00
23	BA	2625	G	N3-C2-N2	-8.42	114.00	119.90
23	DA	752	A	C8-N9-C4	-8.42	102.43	105.80
23	BA	1127	A	C8-N9-C4	-8.42	102.43	105.80
1	CA	1274	G	C6-C5-N7	-8.41	125.35	130.40
23	DA	2446	G	N1-C2-N2	-8.41	108.63	116.20
23	DA	1125	G	N1-C6-O6	8.41	124.95	119.90
23	DA	1826	G	C5-N7-C8	8.41	108.50	104.30
23	DA	1304	C	N3-C4-C5	8.40	125.26	121.90
23	DA	2440	C	C5-C4-N4	8.40	126.08	120.20
1	CA	90	U	C5-C4-O4	-8.40	120.86	125.90
23	DA	1698	A	N7-C8-N9	8.39	118.00	113.80
23	BA	374	A	C2-N3-C4	-8.39	106.41	110.60
1	CA	1277	C	C6-N1-C2	-8.38	116.95	120.30
23	BA	1616	A	N7-C8-N9	8.37	117.98	113.80
23	BA	465	G	C8-N9-C4	-8.36	103.06	106.40
23	BA	1792	G	C5-C6-O6	8.35	133.61	128.60
24	DB	114	C	C6-N1-C2	8.35	123.64	120.30
23	DA	1605	C	C4-C5-C6	8.34	121.57	117.40
1	AA	1460	A	N1-C6-N6	-8.34	113.60	118.60
1	AA	1442(A)	G	N7-C8-N9	8.33	117.26	113.10
23	DA	860	U	N3-C2-O2	-8.33	116.37	122.20
1	AA	1158	C	C2-N1-C1'	8.32	127.95	118.80
23	BA	2346	A	C4-C5-N7	-8.32	106.54	110.70
23	DA	2007	C	C6-N1-C2	-8.32	116.97	120.30
23	BA	2067	G	C8-N9-C4	-8.31	103.07	106.40
23	BA	2540	C	C6-N1-C2	8.31	123.62	120.30

Continued on next page...

Continued from previous page...

Mol	Chain	Res	Type	Atoms	Z	Observed(°)	Ideal(°)
23	BA	148	C	C6-N1-C2	8.31	123.62	120.30
23	DA	2473	U	N3-C2-O2	-8.31	116.39	122.20
23	BA	2287	A	C2-N3-C4	-8.30	106.45	110.60
1	AA	1366	C	C2-N3-C4	8.29	124.05	119.90
23	BA	1393	A	N1-C6-N6	-8.29	113.63	118.60
23	BA	530	G	C4-C5-C6	-8.29	113.83	118.80
23	DA	1382	G	N1-C6-O6	8.29	124.87	119.90
23	BA	2035	G	N9-C4-C5	8.28	108.71	105.40
23	BA	1204	A	N7-C8-N9	8.27	117.94	113.80
23	BA	777	A	N1-C2-N3	8.26	133.43	129.30
1	AA	1255	G	C5-C6-O6	8.26	133.56	128.60
23	BA	729	G	N3-C2-N2	-8.26	114.12	119.90
23	BA	2182	G	C6-N1-C2	8.25	130.05	125.10
23	BA	12	U	N3-C2-O2	-8.25	116.42	122.20
50	D6	40	CYS	CA-CB-SG	8.25	128.84	114.00
13	AM	85	GLY	N-CA-C	8.24	133.71	113.10
23	BA	933	A	C4-C5-N7	8.23	114.82	110.70
23	DA	777	A	C4-C5-N7	-8.23	106.58	110.70
1	CA	1031	G	N3-C4-N9	8.23	130.94	126.00
23	DA	2346	A	N9-C4-C5	8.23	109.09	105.80
23	BA	1256	G	C8-N9-C4	8.22	109.69	106.40
23	BA	1784	A	C8-N9-C4	8.22	109.09	105.80
23	DA	2617	C	N3-C4-C5	8.22	125.19	121.90
23	BA	2438	U	N3-C2-O2	-8.22	116.44	122.20
23	DA	1022	G	N3-C4-N9	-8.22	121.07	126.00
23	BA	2503	A	N1-C6-N6	8.22	123.53	118.60
23	DA	729	G	N3-C2-N2	-8.22	114.15	119.90
24	DB	49	C	N1-C2-O2	-8.21	113.98	118.90
23	BA	221	A	N7-C8-N9	8.20	117.90	113.80
23	BA	584	C	C2-N3-C4	-8.20	115.80	119.90
23	BA	978	G	C8-N9-C4	8.20	109.68	106.40
23	DA	1142(A)	A	N3-C4-N9	-8.20	120.84	127.40
23	BA	614	U	C5-C4-O4	8.20	130.82	125.90
1	AA	1153	C	C5-C4-N4	8.19	125.94	120.20
23	DA	2473	U	N1-C2-O2	8.19	128.53	122.80
23	BA	2823	A	C4-C5-N7	8.19	114.80	110.70
23	BA	766	C	N1-C2-O2	-8.19	113.99	118.90
23	BA	2007	C	C5-C6-N1	8.19	125.09	121.00
23	BA	1128	A	N1-C6-N6	8.18	123.51	118.60
23	BA	1043	C	C6-N1-C2	-8.17	117.03	120.30
1	CA	399	G	N1-C6-O6	8.17	124.80	119.90
23	DA	1210	A	C2-N3-C4	-8.16	106.52	110.60

Continued on next page...

Continued from previous page...

Mol	Chain	Res	Type	Atoms	Z	Observed(°)	Ideal(°)
23	BA	2515	C	C2-N3-C4	-8.16	115.82	119.90
23	DA	933	A	C8-N9-C4	-8.16	102.54	105.80
23	BA	27	G	N3-C4-N9	-8.15	121.11	126.00
1	CA	955	U	C2-N3-C4	8.15	131.89	127.00
23	DA	221	A	C8-N9-C4	-8.15	102.54	105.80
23	BA	2185	C	N3-C2-O2	-8.14	116.20	121.90
23	BA	784	A	C5-C6-N6	8.13	130.21	123.70
23	BA	2497	A	N1-C2-N3	8.13	133.37	129.30
23	BA	425	G	N3-C4-C5	-8.13	124.53	128.60
23	DA	2191	G	C5-C6-O6	-8.13	123.72	128.60
23	BA	488	G	C4-C5-N7	-8.12	107.55	110.80
23	BA	1698	A	C5-N7-C8	-8.13	99.84	103.90
23	BA	133	C	C6-N1-C2	8.12	123.55	120.30
23	DA	488	G	C5-N7-C8	8.11	108.35	104.30
23	BA	51	G	N1-C6-O6	-8.09	115.05	119.90
23	BA	73	A	N1-C6-N6	-8.09	113.75	118.60
1	CA	346	G	N3-C4-N9	8.09	130.85	126.00
23	DA	130	C	N3-C4-C5	8.09	125.14	121.90
1	CA	1036	G	C4-N9-C1'	8.08	137.00	126.50
23	BA	2236	C	C6-N1-C2	-8.08	117.07	120.30
23	DA	2441	C	C6-N1-C2	8.08	123.53	120.30
23	DA	694	U	N1-C2-O2	8.07	128.45	122.80
23	DA	2742	C	C5-C6-N1	-8.06	116.97	121.00
1	CA	1391	U	N1-C2-O2	8.05	128.44	122.80
23	DA	1826	G	N7-C8-N9	-8.05	109.07	113.10
23	BA	1415	U	C5-C4-O4	8.05	130.73	125.90
23	DA	2674	G	C8-N9-C4	-8.05	103.18	106.40
23	BA	781	A	N7-C8-N9	-8.04	109.78	113.80
23	BA	2346	A	C6-N1-C2	-8.04	113.77	118.60
23	DA	2791	C	N1-C2-O2	8.04	123.72	118.90
23	BA	31	C	C6-N1-C2	8.04	123.52	120.30
1	AA	1098	C	C6-N1-C2	-8.03	117.09	120.30
23	BA	26	G	C8-N9-C4	-8.02	103.19	106.40
23	BA	2441	C	N3-C4-N4	-8.02	112.38	118.00
24	BB	28	C	C6-N1-C2	-8.02	117.09	120.30
23	BA	1368	G	C5-C6-N1	8.02	115.51	111.50
23	DA	444	C	N3-C4-C5	8.01	125.11	121.90
23	DA	1017	G	N1-C6-O6	8.01	124.71	119.90
23	BA	1256	G	N1-C2-N3	8.01	128.71	123.90
23	BA	1800	C	C4-C5-C6	8.01	121.40	117.40
1	AA	1303	C	C6-N1-C2	-8.01	117.10	120.30
23	DA	2501	C	N3-C4-C5	8.01	125.10	121.90

Continued on next page...

Continued from previous page...

Mol	Chain	Res	Type	Atoms	Z	Observed(°)	Ideal(°)
23	BA	286	C	N1-C2-O2	8.00	123.70	118.90
23	BA	570	G	C5-C6-N1	8.00	115.50	111.50
23	BA	940	G	C2-N3-C4	8.00	115.90	111.90
1	AA	1038	C	N1-C2-O2	8.00	123.70	118.90
40	BW	11	ARG	NE-CZ-NH1	8.00	124.30	120.30
23	BA	52	A	C8-N9-C4	-7.99	102.60	105.80
23	DA	2182	G	C6-N1-C2	7.99	129.89	125.10
1	CA	910	C	C6-N1-C2	7.99	123.49	120.30
23	BA	1028	A	C8-N9-C4	7.98	108.99	105.80
1	CA	1456	G	C8-N9-C4	-7.97	103.21	106.40
23	BA	2575	C	C6-N1-C2	7.97	123.49	120.30
23	DA	236	C	C6-N1-C2	7.96	123.49	120.30
23	BA	583	G	C5-C6-O6	-7.96	123.82	128.60
23	BA	2059	A	N7-C8-N9	-7.96	109.82	113.80
23	BA	139(A)	G	C5-C6-N1	7.95	115.48	111.50
23	BA	1142(A)	A	N7-C8-N9	7.94	117.77	113.80
24	DB	104	U	C5-C6-N1	-7.94	118.73	122.70
23	BA	2826	A	N7-C8-N9	-7.94	109.83	113.80
1	AA	2	U	C5-C6-N1	7.93	126.67	122.70
1	AA	1193	G	N3-C4-N9	7.93	130.76	126.00
23	BA	468	G	C5-C6-O6	7.93	133.36	128.60
23	BA	2682	U	N3-C2-O2	-7.92	116.66	122.20
23	BA	491	G	N1-C6-O6	-7.92	115.15	119.90
23	BA	982	C	C5-C6-N1	7.92	124.96	121.00
23	DA	1128	A	C8-N9-C4	7.92	108.97	105.80
1	AA	1223	C	C6-N1-C2	-7.92	117.13	120.30
23	BA	2574	G	C5-C6-N1	7.91	115.46	111.50
23	DA	1493	C	C2-N1-C1'	7.91	127.50	118.80
23	BA	139(A)	G	C5-C6-O6	-7.90	123.86	128.60
23	DA	949	C	N3-C4-C5	7.90	125.06	121.90
23	BA	2828	C	N1-C2-O2	-7.90	114.16	118.90
1	CA	572	A	C8-N9-C4	7.90	108.96	105.80
23	DA	1107	G	N9-C4-C5	-7.89	102.24	105.40
1	AA	1223	C	C5-C6-N1	7.89	124.94	121.00
23	BA	330	A	N3-C4-C5	7.88	132.32	126.80
23	BA	2463	C	C6-N1-C2	7.88	123.45	120.30
1	CA	1502	A	C5-N7-C8	-7.88	99.96	103.90
23	BA	2346	A	N1-C6-N6	-7.88	113.87	118.60
1	CA	898	G	C8-N9-C4	7.88	109.55	106.40
1	CA	1456	G	N7-C8-N9	7.88	117.04	113.10
23	DA	1108	U	C2-N1-C1'	7.88	127.15	117.70
23	BA	2107	C	C2-N3-C4	7.88	123.84	119.90

Continued on next page...

Continued from previous page...

Mol	Chain	Res	Type	Atoms	Z	Observed(°)	Ideal(°)
23	BA	2723	C	N3-C2-O2	-7.87	116.39	121.90
1	AA	1003	G	N1-C6-O6	-7.87	115.18	119.90
1	AA	953	G	N3-C4-N9	7.87	130.72	126.00
23	BA	2286	A	C4-C5-C6	7.87	120.93	117.00
24	BB	99	G	C8-N9-C4	7.87	109.55	106.40
23	DA	1820	U	C6-N1-C2	7.86	125.72	121.00
23	BA	2499	C	N1-C2-N3	7.86	124.70	119.20
23	DA	139(A)	G	C5-C6-O6	-7.86	123.88	128.60
23	BA	1047	G	N3-C4-C5	-7.86	124.67	128.60
23	DA	775	G	N1-C6-O6	-7.86	115.19	119.90
23	DA	194	G	C8-N9-C4	-7.86	103.26	106.40
45	B1	21	ARG	NE-CZ-NH2	-7.85	116.37	120.30
23	DA	2424	C	N1-C2-O2	-7.85	114.19	118.90
23	DA	772	C	N3-C2-O2	7.85	127.39	121.90
24	BB	75	G	C5-C6-O6	-7.85	123.89	128.60
23	DA	2446	G	N1-C6-O6	-7.85	115.19	119.90
1	AA	1244	C	C5-C4-N4	7.84	125.69	120.20
23	BA	2540	C	N3-C4-C5	7.84	125.04	121.90
23	DA	2440	C	C6-N1-C2	7.84	123.44	120.30
1	AA	1007	C	C5-C6-N1	7.84	124.92	121.00
23	BA	234	C	N3-C2-O2	-7.84	116.41	121.90
23	BA	1802	A	C5-C6-N6	-7.83	117.44	123.70
23	DA	614	U	C5-C4-O4	7.83	130.60	125.90
23	DA	2040	C	N3-C4-N4	7.83	123.48	118.00
1	AA	1061	G	C6-N1-C2	7.82	129.79	125.10
23	BA	530	G	C5-N7-C8	-7.82	100.39	104.30
23	BA	847	U	C5-C4-O4	7.82	130.59	125.90
23	BA	1328	G	C5-C6-O6	-7.82	123.91	128.60
1	AA	345	C	N1-C2-O2	7.82	123.59	118.90
1	AA	1047	G	C5-C6-O6	7.82	133.29	128.60
1	AA	1061	G	C5-C6-O6	7.82	133.29	128.60
23	BA	784	A	N1-C6-N6	-7.82	113.91	118.60
23	BA	2519	U	C2-N3-C4	-7.82	122.31	127.00
23	DA	940	G	C8-N9-C4	-7.82	103.27	106.40
23	DA	2500	U	N3-C4-C5	7.81	119.29	114.60
23	BA	2075	U	C5-C6-N1	-7.81	118.80	122.70
23	DA	768	G	N3-C4-C5	-7.81	124.70	128.60
23	DA	2332	U	N3-C2-O2	-7.80	116.74	122.20
1	CA	1205	U	C6-N1-C2	-7.80	116.32	121.00
23	DA	2036	C	N1-C2-O2	-7.80	114.22	118.90
1	AA	1158	C	N3-C2-O2	-7.80	116.44	121.90
23	DA	2103	C	C2-N3-C4	7.80	123.80	119.90

Continued on next page...

Continued from previous page...

Mol	Chain	Res	Type	Atoms	Z	Observed(°)	Ideal(°)
23	DA	2500	U	N3-C4-O4	-7.79	113.94	119.40
23	BA	864	G	N1-C6-O6	-7.79	115.22	119.90
1	AA	839	U	C2-N1-C1'	7.78	127.04	117.70
41	BX	57	LEU	CA-CB-CG	7.78	133.20	115.30
23	BA	1376	C	C5-C4-N4	-7.77	114.76	120.20
1	CA	1387	G	C8-N9-C4	7.77	109.51	106.40
1	AA	953	G	N7-C8-N9	7.76	116.98	113.10
23	BA	1365	A	N1-C6-N6	7.76	123.26	118.60
23	DA	856	C	C6-N1-C2	-7.76	117.20	120.30
23	DA	1997	G	C5-C6-O6	7.75	133.25	128.60
23	DA	2791	C	C2-N1-C1'	7.75	127.32	118.80
23	DA	1142(A)	A	N1-C2-N3	7.75	133.17	129.30
1	AA	1311	G	C4-C5-N7	-7.74	107.70	110.80
23	BA	1368	G	C8-N9-C4	-7.74	103.31	106.40
23	DA	128	C	N3-C4-C5	7.74	125.00	121.90
23	DA	781	A	C8-N9-C4	7.74	108.89	105.80
23	BA	2726	U	N1-C2-O2	-7.73	117.39	122.80
23	BA	127	A	N7-C8-N9	-7.73	109.93	113.80
23	BA	129	C	C5-C4-N4	-7.73	114.79	120.20
1	CA	1015	A	C8-N9-C4	-7.73	102.71	105.80
23	BA	2823	A	C5-C6-N6	-7.73	117.52	123.70
1	CA	346	G	N1-C2-N2	-7.72	109.25	116.20
23	BA	1109	C	C4-C5-C6	7.72	121.26	117.40
23	DA	1142(A)	A	C5-N7-C8	-7.72	100.04	103.90
23	DA	2689	U	C5-C4-O4	7.72	130.53	125.90
23	BA	811	U	C5-C6-N1	-7.71	118.84	122.70
23	BA	2077	A	C8-N9-C4	-7.71	102.72	105.80
23	BA	729	G	N1-C2-N2	7.71	123.14	116.20
23	DA	27	G	N3-C4-N9	-7.71	121.37	126.00
23	DA	1651	G	C5-C6-O6	-7.71	123.97	128.60
23	BA	1047	G	N3-C4-N9	7.69	130.62	126.00
23	BA	1254	A	C8-N9-C4	-7.69	102.72	105.80
23	DA	1204	A	N7-C8-N9	7.69	117.65	113.80
23	BA	664	C	N3-C4-C5	7.69	124.98	121.90
23	DA	2821	A	N1-C6-N6	7.69	123.21	118.60
23	BA	2427	C	N1-C2-O2	-7.68	114.29	118.90
23	BA	1324	G	N3-C2-N2	-7.68	114.52	119.90
23	BA	949	C	C2-N3-C4	-7.68	116.06	119.90
23	BA	1328	G	N9-C4-C5	-7.67	102.33	105.40
23	BA	2791	C	C2-N1-C1'	7.67	127.24	118.80
23	DA	2375	G	C8-N9-C4	7.67	109.47	106.40
23	BA	201	C	C2-N3-C4	-7.67	116.06	119.90

Continued on next page...

Continued from previous page...

Mol	Chain	Res	Type	Atoms	Z	Observed(°)	Ideal(°)
23	BA	1025	G	C8-N9-C4	-7.67	103.33	106.40
23	BA	2363	C	C5-C6-N1	-7.67	117.17	121.00
23	BA	2037	G	C4-C5-N7	-7.65	107.74	110.80
23	DA	2463	C	N1-C2-O2	-7.65	114.31	118.90
1	AA	1320	C	C6-N1-C2	-7.65	117.24	120.30
1	CA	1274	G	C8-N9-C4	-7.65	103.34	106.40
23	DA	194	G	C6-N1-C2	-7.64	120.52	125.10
23	BA	2722	G	N1-C6-O6	-7.64	115.32	119.90
23	DA	784	A	C4-C5-N7	-7.62	106.89	110.70
23	DA	2185	C	N3-C2-O2	-7.62	116.57	121.90
1	AA	1311	G	C8-N9-C1'	7.61	136.90	127.00
23	DA	978	G	C8-N9-C4	7.61	109.44	106.40
1	AA	529	G	N1-C6-O6	7.61	124.47	119.90
1	CA	1126	U	C5-C6-N1	7.61	126.50	122.70
23	DA	1047	G	N3-C4-N9	7.61	130.57	126.00
23	BA	847	U	N1-C2-N3	7.61	119.46	114.90
23	BA	1600	C	C2-N3-C4	-7.61	116.10	119.90
23	BA	446	G	C5-C6-O6	-7.60	124.04	128.60
1	AA	1245	A	C5-C6-N6	-7.60	117.62	123.70
23	DA	394	A	C8-N9-C4	7.60	108.84	105.80
23	DA	847	U	C5-C6-N1	-7.60	118.90	122.70
23	DA	1497	U	C5-C4-O4	7.60	130.46	125.90
23	DA	2823	A	N1-C6-N6	7.60	123.16	118.60
23	DA	777	A	C8-N9-C4	-7.59	102.76	105.80
23	DA	2070	G	C5-N7-C8	7.59	108.10	104.30
23	DA	1786	A	N1-C6-N6	-7.59	114.05	118.60
23	BA	763	G	C8-N9-C4	-7.59	103.36	106.40
23	DA	2591	C	C2-N3-C4	-7.59	116.11	119.90
1	CA	1254	C	C6-N1-C2	-7.59	117.27	120.30
23	BA	658	C	N3-C2-O2	-7.58	116.59	121.90
23	DA	1497	U	N3-C4-O4	-7.58	114.09	119.40
23	DA	154(A)	C	N1-C2-O2	7.58	123.45	118.90
23	DA	2423	U	C5-C6-N1	-7.58	118.91	122.70
23	BA	448	U	C5-C4-O4	7.57	130.44	125.90
1	AA	1296	C	C2-N1-C1'	7.57	127.13	118.80
23	BA	674	G	N1-C6-O6	7.57	124.44	119.90
23	DA	1997	G	C4-C5-N7	-7.57	107.77	110.80
1	CA	1216	G	N3-C4-C5	7.57	132.38	128.60
23	DA	672	C	C5-C6-N1	-7.57	117.22	121.00
23	BA	2020	A	C5-C6-N1	7.56	121.48	117.70
1	CA	697	U	C5-C6-N1	-7.56	118.92	122.70
23	DA	2498	C	C5-C6-N1	-7.56	117.22	121.00

Continued on next page...

Continued from previous page...

Mol	Chain	Res	Type	Atoms	Z	Observed(°)	Ideal(°)
23	DA	2022	U	N1-C2-O2	-7.56	117.51	122.80
1	AA	77	G	N3-C2-N2	7.55	125.19	119.90
23	DA	267	C	C6-N1-C2	7.55	123.32	120.30
23	DA	1047	G	N3-C4-C5	-7.55	124.83	128.60
1	CA	529	G	N1-C6-O6	7.55	124.43	119.90
23	DA	2755	C	C5-C6-N1	7.54	124.77	121.00
1	CA	1003	G	N3-C4-N9	-7.54	121.48	126.00
23	BA	591	C	N1-C2-O2	-7.54	114.38	118.90
1	AA	1285	A	C8-N9-C4	7.54	108.81	105.80
1	AA	1293	G	C8-N9-C1'	7.54	136.80	127.00
23	BA	1045	A	N9-C4-C5	-7.54	102.79	105.80
23	DA	933	A	C4-C5-N7	7.54	114.47	110.70
23	BA	1751	C	N1-C2-O2	-7.53	114.38	118.90
23	BA	1957	C	N1-C2-O2	7.53	123.42	118.90
23	DA	729	G	N1-C2-N2	7.53	122.98	116.20
23	DA	1382	G	C5-C6-O6	-7.53	124.08	128.60
23	BA	1563	G	C8-N9-C4	7.53	109.41	106.40
23	BA	1029	A	N1-C6-N6	7.53	123.12	118.60
23	DA	530	G	C8-N9-C1'	7.52	136.78	127.00
23	DA	686	G	C6-C5-N7	-7.52	125.89	130.40
23	BA	766	C	N3-C4-C5	-7.51	118.89	121.90
23	BA	488	G	C6-N1-C2	-7.51	120.59	125.10
26	BE	13	ARG	NE-CZ-NH1	-7.51	116.55	120.30
23	DA	1605	C	C6-N1-C2	-7.51	117.30	120.30
23	BA	148	C	N3-C4-C5	7.50	124.90	121.90
23	DA	2512	C	C2-N3-C4	-7.50	116.15	119.90
23	BA	47	C	N3-C4-N4	-7.50	112.75	118.00
1	CA	839	U	C2-N1-C1'	7.50	126.70	117.70
23	BA	2407	G	C6-C5-N7	-7.50	125.90	130.40
1	AA	1037	C	N3-C4-C5	-7.49	118.90	121.90
23	BA	527	C	N3-C2-O2	-7.49	116.65	121.90
45	B1	21	ARG	NE-CZ-NH1	7.49	124.05	120.30
1	AA	1459	C	C4-C5-C6	7.49	121.15	117.40
23	BA	530	G	N7-C8-N9	7.49	116.84	113.10
1	CA	1030(B)	C	N3-C2-O2	-7.48	116.66	121.90
23	DA	139(A)	G	C8-N9-C4	-7.48	103.41	106.40
1	CA	44	G	N1-C6-O6	7.48	124.39	119.90
23	DA	530	G	C4-C5-C6	-7.48	114.31	118.80
23	BA	777	A	N9-C4-C5	7.48	108.79	105.80
23	BA	2322	A	C2-N3-C4	7.48	114.34	110.60
23	BA	478	A	N9-C4-C5	7.47	108.79	105.80
23	DA	1049	C	C6-N1-C2	-7.47	117.31	120.30

Continued on next page...

Continued from previous page...

Mol	Chain	Res	Type	Atoms	Z	Observed(°)	Ideal(°)
23	DA	2742	C	C6-N1-C2	7.47	123.29	120.30
1	AA	1366	C	C5-C6-N1	7.47	124.73	121.00
23	BA	60	G	C8-N9-C4	7.47	109.39	106.40
1	CA	1015	A	N7-C8-N9	7.47	117.53	113.80
23	DA	2283	C	N3-C2-O2	7.46	127.12	121.90
23	BA	267	C	N3-C4-C5	7.46	124.88	121.90
23	BA	572	A	N1-C6-N6	-7.46	114.12	118.60
23	BA	791	C	N1-C2-O2	7.46	123.38	118.90
1	AA	40	C	N3-C2-O2	7.46	127.12	121.90
1	AA	839	U	N1-C2-O2	7.46	128.02	122.80
23	DA	1827	C	N3-C2-O2	-7.46	116.68	121.90
23	DA	1977	A	C8-N9-C4	7.46	108.78	105.80
23	DA	2407	G	C4-N9-C1'	7.46	136.19	126.50
1	AA	1023	G	N7-C8-N9	7.45	116.83	113.10
23	BA	778	G	C5-C6-O6	7.45	133.07	128.60
1	AA	117	G	N1-C6-O6	7.45	124.37	119.90
23	DA	2031	A	N1-C6-N6	7.44	123.06	118.60
1	AA	932	C	C2-N1-C1'	7.44	126.98	118.80
23	BA	2503	A	C5-C6-N6	-7.43	117.76	123.70
23	DA	34	C	C6-N1-C2	-7.43	117.33	120.30
23	DA	2069	G	N7-C8-N9	-7.43	109.39	113.10
23	DA	129	C	C6-N1-C2	7.43	123.27	120.30
1	CA	754	C	N1-C2-O2	7.42	123.36	118.90
23	DA	2741	A	N7-C8-N9	-7.42	110.09	113.80
1	CA	1030(B)	C	N1-C2-O2	7.42	123.35	118.90
23	DA	468	G	C8-N9-C4	7.42	109.37	106.40
23	DA	2325	G	N1-C6-O6	7.42	124.35	119.90
23	BA	2719	G	C5-C6-N1	7.42	115.21	111.50
23	BA	1814	G	C5-C6-N1	7.42	115.21	111.50
23	DA	330	A	N3-C4-C5	7.41	131.99	126.80
23	BA	1128	A	C5-C6-N6	-7.41	117.77	123.70
23	BA	2082	A	C5-C6-N1	7.41	121.40	117.70
24	DB	22	U	C2-N1-C1'	7.40	126.58	117.70
23	BA	2463	C	N3-C4-C5	7.39	124.86	121.90
23	BA	1210	A	C8-N9-C4	-7.39	102.84	105.80
23	BA	860	U	C6-N1-C2	-7.39	116.57	121.00
1	AA	372	C	N1-C2-O2	7.38	123.33	118.90
23	DA	2329	G	C8-N9-C4	7.38	109.35	106.40
23	DA	2591	C	N1-C2-O2	-7.38	114.47	118.90
23	DA	2458	G	N1-C6-O6	7.38	124.33	119.90
1	AA	953	G	C4-C5-N7	7.38	113.75	110.80
23	DA	1760	A	N1-C6-N6	-7.38	114.17	118.60

Continued on next page...

Continued from previous page...

Mol	Chain	Res	Type	Atoms	Z	Observed(°)	Ideal(°)
1	CA	995	C	C6-N1-C2	-7.38	117.35	120.30
23	DA	2491	U	C5-C4-O4	-7.37	121.48	125.90
23	BA	982	C	C6-N1-C2	-7.37	117.35	120.30
23	BA	2252	G	C8-N9-C4	7.37	109.35	106.40
23	DA	1125	G	C2-N3-C4	-7.37	108.22	111.90
23	BA	2500	U	N1-C2-O2	7.37	127.96	122.80
23	BA	2430	A	N1-C2-N3	7.36	132.98	129.30
23	BA	2513	G	C8-N9-C4	-7.36	103.46	106.40
1	CA	1277	C	N1-C2-O2	7.36	123.31	118.90
23	BA	527	C	N3-C4-N4	-7.35	112.85	118.00
23	BA	2791	C	N1-C2-O2	7.35	123.31	118.90
23	DA	1468	C	C6-N1-C2	-7.35	117.36	120.30
23	BA	1253	A	C4-C5-N7	-7.35	107.03	110.70
23	BA	1493	C	C2-N1-C1'	7.35	126.88	118.80
23	BA	844	C	C6-N1-C2	7.34	123.24	120.30
23	DA	1272	A	N1-C6-N6	-7.34	114.20	118.60
1	CA	1030(B)	C	C6-N1-C2	-7.34	117.36	120.30
23	DA	113	G	N3-C4-C5	7.34	132.27	128.60
23	DA	2598	A	N1-C6-N6	7.34	123.00	118.60
1	AA	1311	G	C6-C5-N7	7.33	134.80	130.40
23	BA	1164	G	C5-C6-N1	-7.33	107.83	111.50
1	AA	1282	C	C5-C6-N1	7.33	124.67	121.00
23	DA	1325	G	C5-C6-O6	-7.33	124.20	128.60
23	DA	2457	U	N3-C2-O2	-7.33	117.07	122.20
1	AA	1459	C	N1-C2-N3	7.33	124.33	119.20
23	DA	1959	G	N9-C4-C5	7.33	108.33	105.40
1	CA	997	U	C5-C4-O4	7.32	130.29	125.90
23	DA	2286	A	C4-C5-C6	7.32	120.66	117.00
1	CA	345	C	C2-N1-C1'	7.32	126.85	118.80
29	DH	71	LEU	CA-CB-CG	7.32	132.14	115.30
23	DA	1488	G	C8-N9-C4	-7.32	103.47	106.40
23	BA	635	C	C6-N1-C2	-7.32	117.37	120.30
23	DA	1611	C	C6-N1-C2	-7.32	117.37	120.30
23	DA	2028	U	C2-N3-C4	-7.31	122.61	127.00
23	DA	456	C	N3-C4-C5	7.31	124.82	121.90
23	DA	1652	A	C8-N9-C4	-7.31	102.88	105.80
23	BA	330	A	C5-C6-N1	-7.31	114.05	117.70
23	BA	2335	A	C6-N1-C2	-7.31	114.22	118.60
23	DA	2114	A	C8-N9-C4	-7.31	102.88	105.80
23	DA	1661	G	N7-C8-N9	-7.30	109.45	113.10
23	DA	1775	U	N1-C2-O2	-7.30	117.69	122.80
23	DA	2271	G	N3-C4-C5	-7.30	124.95	128.60

Continued on next page...

Continued from previous page...

Mol	Chain	Res	Type	Atoms	Z	Observed(°)	Ideal(°)
1	CA	993	G	C2-N3-C4	7.30	115.55	111.90
1	CA	503	C	C6-N1-C2	-7.30	117.38	120.30
23	DA	2296	U	O4'-C1'-N1	7.30	114.04	108.20
23	BA	1972	A	C5-C6-N6	-7.30	117.86	123.70
23	DA	616	G	C8-N9-C4	7.30	109.32	106.40
23	BA	829	A	C2-N3-C4	-7.29	106.95	110.60
23	BA	1820	U	C6-N1-C2	7.29	125.37	121.00
23	DA	1637	A	N1-C6-N6	-7.29	114.22	118.60
23	DA	1977	A	N7-C8-N9	-7.29	110.16	113.80
1	CA	365	U	C2-N1-C1'	-7.29	108.95	117.70
23	DA	530	G	C6-C5-N7	7.29	134.77	130.40
23	BA	32	C	N3-C4-N4	-7.29	112.90	118.00
23	DA	982	C	C5-C6-N1	7.28	124.64	121.00
1	AA	955	U	C5-C6-N1	7.28	126.34	122.70
1	CA	766	A	C8-N9-C4	7.28	108.71	105.80
1	CA	1031	G	N1-C2-N3	-7.28	119.53	123.90
23	DA	1028	A	C8-N9-C4	7.28	108.71	105.80
1	CA	1006	C	C6-N1-C2	-7.28	117.39	120.30
23	DA	374	A	C2-N3-C4	-7.28	106.96	110.60
23	BA	1653	G	C8-N9-C4	-7.27	103.49	106.40
23	BA	2039	C	N3-C4-C5	7.27	124.81	121.90
1	CA	1011	G	N7-C8-N9	7.27	116.73	113.10
1	AA	1373	G	N7-C8-N9	7.27	116.73	113.10
23	BA	1382	G	C5-C6-O6	-7.27	124.24	128.60
23	BA	816	C	N3-C4-C5	7.27	124.81	121.90
23	BA	495	G	C8-N9-C4	7.26	109.31	106.40
23	DA	563	G	C5-C6-O6	-7.26	124.24	128.60
23	DA	780	G	C6-N1-C2	-7.26	120.74	125.10
23	DA	467	G	C8-N9-C4	7.26	109.30	106.40
23	BA	2694	G	N1-C6-O6	7.26	124.25	119.90
23	BA	799	G	C5-C6-O6	7.26	132.95	128.60
23	BA	1605	C	C4-C5-C6	7.26	121.03	117.40
23	BA	2591	C	C2-N3-C4	-7.25	116.28	119.90
23	DA	125	G	N3-C4-C5	-7.25	124.97	128.60
23	BA	2716	U	C5-C6-N1	-7.25	119.08	122.70
1	AA	1469	G	C5-C6-O6	-7.25	124.25	128.60
23	DA	2010	G	N1-C6-O6	7.25	124.25	119.90
23	BA	147	U	C5-C6-N1	-7.24	119.08	122.70
23	BA	2344	U	C5-C4-O4	7.24	130.25	125.90
23	DA	45	C	C2-N3-C4	-7.24	116.28	119.90
23	BA	655	A	N7-C8-N9	7.24	117.42	113.80
23	BA	857	C	C6-N1-C2	-7.24	117.41	120.30

Continued on next page...

Continued from previous page...

Mol	Chain	Res	Type	Atoms	Z	Observed(°)	Ideal(°)
1	CA	1519	A	N9-C4-C5	7.24	108.69	105.80
23	BA	2104	G	C6-N1-C2	7.23	129.44	125.10
23	BA	2638	G	C8-N9-C4	-7.23	103.51	106.40
23	BA	659	C	C6-N1-C2	7.23	123.19	120.30
23	BA	2008	C	C6-N1-C2	-7.23	117.41	120.30
23	BA	2124	G	C5-C6-O6	7.23	132.94	128.60
23	DA	58	G	C5-C6-O6	7.23	132.94	128.60
23	BA	983	A	N1-C6-N6	-7.22	114.27	118.60
23	BA	2494	G	C8-N9-C4	-7.22	103.51	106.40
23	DA	236	C	C5-C6-N1	-7.22	117.39	121.00
1	CA	39	G	C6-N1-C2	-7.22	120.77	125.10
23	DA	39	C	N3-C4-C5	7.22	124.79	121.90
23	BA	964	C	C6-N1-C2	-7.22	117.41	120.30
23	BA	2247	A	N1-C2-N3	7.22	132.91	129.30
23	DA	2575	C	C6-N1-C2	7.22	123.19	120.30
23	BA	676	A	C8-N9-C4	7.21	108.69	105.80
23	BA	2322	A	C5-N7-C8	7.21	107.51	103.90
1	AA	1153	C	C6-N1-C1'	7.21	129.45	120.80
23	BA	2755	C	C2-N1-C1'	7.21	126.73	118.80
23	DA	2386	C	C5-C6-N1	-7.21	117.39	121.00
23	DA	2312	U	N1-C2-O2	7.21	127.84	122.80
23	BA	394	A	N7-C8-N9	-7.20	110.20	113.80
23	BA	726	G	C5-C6-O6	7.20	132.92	128.60
23	DA	1305	C	N3-C4-C5	7.20	124.78	121.90
23	BA	1760	A	N1-C6-N6	-7.20	114.28	118.60
23	DA	801	G	C5-C6-O6	7.20	132.92	128.60
23	BA	1814	G	N1-C6-O6	-7.19	115.58	119.90
23	DA	802	A	N7-C8-N9	7.19	117.40	113.80
23	DA	847	U	N3-C4-O4	-7.19	114.37	119.40
23	DA	2498	C	C6-N1-C2	7.19	123.18	120.30
23	BA	775	G	N1-C2-N2	-7.19	109.73	116.20
23	DA	784	A	N1-C6-N6	-7.19	114.29	118.60
23	BA	755	C	C6-N1-C2	-7.19	117.42	120.30
23	DA	205	G	N3-C2-N2	7.19	124.93	119.90
1	AA	543	C	C6-N1-C2	-7.18	117.43	120.30
23	BA	2243	U	C6-N1-C2	-7.18	116.69	121.00
23	BA	1900	A	N1-C2-N3	7.18	132.89	129.30
23	BA	2312	U	N1-C2-O2	7.18	127.83	122.80
23	BA	1671	U	C5-C6-N1	-7.18	119.11	122.70
23	DA	2433	A	N1-C6-N6	7.18	122.91	118.60
23	BA	205	G	N3-C4-N9	7.18	130.31	126.00
23	BA	271(Y)	U	C2-N3-C4	-7.18	122.69	127.00

Continued on next page...

Continued from previous page...

Mol	Chain	Res	Type	Atoms	Z	Observed(°)	Ideal(°)
23	BA	690	G	N1-C6-O6	-7.17	115.60	119.90
24	BB	7	G	C5-C6-O6	-7.17	124.30	128.60
23	BA	865	C	N3-C2-O2	7.17	126.92	121.90
1	CA	1283	G	N3-C4-N9	-7.17	121.70	126.00
23	BA	2433	A	N1-C6-N6	7.17	122.90	118.60
1	AA	953	G	C4-N9-C1'	7.17	135.81	126.50
1	AA	1357	A	C8-N9-C4	-7.17	102.93	105.80
23	BA	2473	U	N1-C2-O2	7.16	127.81	122.80
24	DB	104	U	C6-N1-C2	7.16	125.30	121.00
1	AA	573	A	C8-N9-C4	7.16	108.67	105.80
23	DA	2377	A	C2-N3-C4	-7.16	107.02	110.60
23	BA	2037	G	N7-C8-N9	-7.16	109.52	113.10
23	DA	936	C	C6-N1-C2	7.16	123.16	120.30
1	AA	1001	A	C6-N1-C2	-7.15	114.31	118.60
23	BA	2441	C	C2-N3-C4	-7.15	116.32	119.90
23	BA	1698	A	C6-C5-N7	-7.15	127.29	132.30
23	DA	310	A	C8-N9-C4	7.15	108.66	105.80
23	DA	2569	G	C5-C6-N1	7.15	115.07	111.50
23	BA	1779	U	N3-C4-O4	-7.14	114.40	119.40
23	BA	2500	U	N3-C4-C5	7.14	118.89	114.60
23	DA	1959	G	C8-N9-C4	-7.14	103.54	106.40
23	DA	1295	C	N1-C2-O2	-7.14	114.62	118.90
23	BA	1368	G	C2-N3-C4	7.14	115.47	111.90
23	DA	826	U	C5-C6-N1	-7.14	119.13	122.70
1	AA	1057	G	C4-C5-N7	-7.13	107.95	110.80
1	AA	1203	C	C5-C6-N1	7.13	124.56	121.00
23	BA	671	C	N3-C2-O2	-7.12	116.91	121.90
23	BA	491	G	C5-C6-O6	7.12	132.87	128.60
1	CA	1216	G	C4-N9-C1'	-7.12	117.24	126.50
23	DA	2593	U	C4-C5-C6	7.12	123.97	119.70
23	BA	1488	G	C8-N9-C4	-7.12	103.55	106.40
23	BA	1780	A	C8-N9-C4	-7.12	102.95	105.80
23	BA	1956	U	N1-C2-N3	7.12	119.17	114.90
23	DA	784	A	C5-C6-N6	7.12	129.40	123.70
23	BA	1574	C	N3-C4-C5	7.12	124.75	121.90
23	BA	1805	U	C6-N1-C2	-7.12	116.73	121.00
23	BA	534	U	N3-C4-O4	7.12	124.38	119.40
23	BA	614	U	N3-C2-O2	-7.12	117.22	122.20
23	BA	965	C	N3-C4-N4	-7.12	113.02	118.00
23	DA	265	A	N1-C6-N6	7.12	122.87	118.60
23	BA	2062	A	C5-N7-C8	-7.11	100.34	103.90
23	BA	2834	G	C8-N9-C4	-7.11	103.56	106.40

Continued on next page...

Continued from previous page...

Mol	Chain	Res	Type	Atoms	Z	Observed(°)	Ideal(°)
23	DA	729	G	C8-N9-C4	-7.11	103.56	106.40
23	BA	528	A	C8-N9-C1'	7.11	140.50	127.70
23	DA	419	C	N3-C4-C5	7.11	124.75	121.90
23	DA	103	A	C8-N9-C4	7.11	108.64	105.80
23	DA	1826	G	C8-N9-C4	7.10	109.24	106.40
23	DA	2176	A	C6-N1-C2	7.10	122.86	118.60
23	BA	478	A	C6-N1-C2	-7.10	114.34	118.60
23	DA	1610	A	C5-N7-C8	-7.10	100.35	103.90
23	BA	1638	C	C4-C5-C6	7.10	120.95	117.40
23	DA	1820	U	N3-C4-C5	7.10	118.86	114.60
23	BA	12	U	C2-N1-C1'	7.10	126.22	117.70
1	CA	1003	G	N9-C4-C5	7.10	108.24	105.40
23	DA	1336	A	N1-C6-N6	-7.09	114.34	118.60
23	BA	641	C	N3-C4-C5	-7.09	119.06	121.90
23	BA	119	A	N1-C2-N3	7.09	132.84	129.30
23	DA	2508	G	N1-C6-O6	-7.09	115.65	119.90
23	BA	2335	A	C4-C5-N7	7.08	114.24	110.70
1	AA	1063	C	N1-C2-O2	7.08	123.15	118.90
1	CA	754	C	N3-C2-O2	-7.08	116.94	121.90
1	CA	1036	G	C8-N9-C1'	-7.08	117.80	127.00
23	BA	655	A	C8-N9-C4	-7.08	102.97	105.80
23	DA	1365	A	N1-C6-N6	7.08	122.85	118.60
29	BH	71	LEU	CA-CB-CG	7.07	131.56	115.30
1	CA	995	C	N1-C2-O2	7.07	123.14	118.90
1	AA	1302	U	N3-C2-O2	-7.07	117.25	122.20
23	DA	1784	A	N9-C4-C5	-7.06	102.97	105.80
1	AA	1347	G	N3-C4-N9	-7.06	121.76	126.00
23	BA	2883	A	C8-N9-C4	-7.06	102.98	105.80
23	DA	2287	A	N3-C4-C5	7.06	131.74	126.80
1	CA	1277	C	C2-N3-C4	7.06	123.43	119.90
1	CA	839	U	N3-C2-O2	-7.06	117.26	122.20
23	BA	613	G	C8-N9-C4	-7.05	103.58	106.40
23	BA	2826	A	C8-N9-C4	7.05	108.62	105.80
23	DA	488	G	N7-C8-N9	-7.05	109.58	113.10
23	BA	1214	A	N7-C8-N9	-7.05	110.28	113.80
23	DA	330	A	C5-N7-C8	-7.05	100.38	103.90
23	DA	1109	C	N3-C4-C5	-7.05	119.08	121.90
23	BA	640	C	C5-C6-N1	7.05	124.52	121.00
23	BA	801	G	N9-C4-C5	7.05	108.22	105.40
23	BA	1320	C	C6-N1-C2	7.04	123.12	120.30
23	BA	978	G	N7-C8-N9	-7.04	109.58	113.10
24	DB	101	G	C8-N9-C4	7.04	109.22	106.40

Continued on next page...

Continued from previous page...

Mol	Chain	Res	Type	Atoms	Z	Observed(°)	Ideal(°)
1	CA	1216	G	N3-C4-N9	-7.04	121.78	126.00
23	DA	148	C	C5-C6-N1	-7.04	117.48	121.00
23	BA	774	A	N7-C8-N9	7.04	117.32	113.80
23	BA	2361	A	N1-C6-N6	7.04	122.82	118.60
23	DA	1142(A)	A	N3-C4-C5	7.04	131.72	126.80
23	BA	2607	G	C6-C5-N7	-7.03	126.18	130.40
1	CA	1069	C	C6-N1-C2	-7.03	117.49	120.30
23	BA	864	G	C2-N3-C4	7.03	115.42	111.90
23	DA	764	A	N1-C2-N3	-7.03	125.78	129.30
23	BA	1795	C	C5-C4-N4	-7.03	115.28	120.20
23	DA	772	C	N1-C2-O2	-7.03	114.68	118.90
23	DA	2030	A	N1-C6-N6	7.03	122.82	118.60
23	BA	1623	G	C5-C6-N1	7.03	115.02	111.50
24	BB	6	C	C5-C6-N1	-7.03	117.49	121.00
1	CA	1456	G	C6-C5-N7	-7.03	126.18	130.40
23	DA	652(T)	C	C5-C4-N4	7.03	125.12	120.20
23	DA	807	U	N3-C4-O4	7.03	124.32	119.40
23	DA	1817	G	N9-C4-C5	-7.03	102.59	105.40
23	DA	1955	U	C5-C6-N1	-7.03	119.19	122.70
23	BA	2006	C	C6-N1-C2	-7.02	117.49	120.30
23	BA	2226	C	C6-N1-C2	7.02	123.11	120.30
23	DA	847	U	C2-N1-C1'	-7.02	109.28	117.70
23	BA	527	C	N1-C2-N3	7.02	124.11	119.20
23	DA	841	A	C2-N3-C4	-7.02	107.09	110.60
23	BA	1427	A	N1-C6-N6	-7.01	114.39	118.60
23	DA	2286	A	C5-C6-N1	-7.01	114.19	117.70
23	BA	1365	A	C5-C6-N6	-7.01	118.09	123.70
23	BA	1616	A	N1-C6-N6	7.01	122.81	118.60
23	DA	2620	C	N3-C4-C5	7.01	124.70	121.90
23	BA	15	G	N3-C2-N2	-7.01	114.99	119.90
23	BA	2070	G	C2-N3-C4	-7.01	108.39	111.90
23	DA	62	C	C2-N3-C4	-7.01	116.39	119.90
23	BA	2335	A	C4-C5-C6	-7.01	113.50	117.00
23	BA	823	G	C8-N9-C4	-7.01	103.60	106.40
23	DA	546	C	C6-N1-C2	-7.01	117.50	120.30
23	DA	2626	C	C6-N1-C2	7.01	123.10	120.30
23	BA	2423	U	C5-C6-N1	-7.00	119.20	122.70
23	BA	2683	C	N3-C2-O2	-7.00	117.00	121.90
23	BA	527	C	C6-N1-C2	-7.00	117.50	120.30
23	BA	2059	A	C8-N9-C4	6.99	108.60	105.80
23	DA	1042	G	N1-C6-O6	6.99	124.10	119.90
23	BA	1223	G	N1-C6-O6	-6.99	115.70	119.90

Continued on next page...

Continued from previous page...

Mol	Chain	Res	Type	Atoms	Z	Observed(°)	Ideal(°)
23	DA	2681	C	N3-C2-O2	-6.99	117.01	121.90
1	CA	1502	A	C4-C5-N7	6.99	114.19	110.70
23	BA	2290	G	C2-N3-C4	-6.99	108.41	111.90
23	BA	777	A	C5-C6-N6	6.99	129.29	123.70
23	BA	2290	G	C8-N9-C4	6.99	109.19	106.40
1	AA	1519	A	C8-N9-C4	-6.98	103.01	105.80
1	CA	1459	C	C4-C5-C6	6.98	120.89	117.40
23	DA	528	A	C5-N7-C8	-6.98	100.41	103.90
23	BA	201	C	N3-C4-C5	6.98	124.69	121.90
23	DA	1786	A	N1-C2-N3	6.98	132.79	129.30
23	BA	2346	A	C4-C5-C6	6.98	120.49	117.00
1	CA	1277	C	C5-C6-N1	6.98	124.49	121.00
1	AA	1193	G	N3-C4-C5	-6.98	125.11	128.60
23	BA	1824	G	C5-C6-O6	-6.98	124.41	128.60
23	DA	801	G	N9-C4-C5	6.98	108.19	105.40
23	BA	1607	C	C5-C4-N4	-6.97	115.32	120.20
24	DB	101	G	N9-C4-C5	-6.97	102.61	105.40
23	BA	683	C	C4-C5-C6	-6.97	113.91	117.40
23	DA	2040	C	C5-C4-N4	-6.97	115.32	120.20
23	BA	121	G	N1-C6-O6	6.97	124.08	119.90
1	AA	1030	C	C6-N1-C2	-6.97	117.51	120.30
23	BA	1190	G	N7-C8-N9	-6.97	109.62	113.10
23	BA	1256	G	C6-N1-C2	-6.97	120.92	125.10
23	DA	62	C	C5-C6-N1	-6.97	117.52	121.00
23	DA	1271	G	N1-C6-O6	6.97	124.08	119.90
23	DA	2244	U	C2-N3-C4	-6.97	122.82	127.00
23	DA	2361	A	N1-C6-N6	6.97	122.78	118.60
23	BA	1639	U	N3-C2-O2	-6.96	117.33	122.20
23	BA	2710	C	C4-C5-C6	6.96	120.88	117.40
23	DA	2296	U	C3'-C2'-C1'	-6.96	95.93	101.50
23	BA	1025	G	N9-C4-C5	6.96	108.18	105.40
1	AA	971	G	C8-N9-C4	-6.95	103.62	106.40
23	BA	330	A	N3-C4-N9	-6.95	121.84	127.40
23	BA	2461	C	C6-N1-C2	-6.95	117.52	120.30
23	DA	2312	U	C2-N1-C1'	6.95	126.04	117.70
1	CA	1008	C	N1-C2-O2	6.95	123.07	118.90
23	DA	2221	G	C8-N9-C4	-6.94	103.62	106.40
23	DA	1568	G	N1-C6-O6	-6.94	115.73	119.90
23	DA	2017	U	C4-C5-C6	6.94	123.87	119.70
1	AA	1456	G	C8-N9-C4	-6.94	103.62	106.40
23	BA	2441	C	C5-C6-N1	-6.94	117.53	121.00
23	DA	1825	A	C5-C6-N1	6.94	121.17	117.70

Continued on next page...

Continued from previous page...

Mol	Chain	Res	Type	Atoms	Z	Observed(°)	Ideal(°)
23	BA	799	G	N9-C4-C5	6.93	108.17	105.40
23	BA	1307	A	C8-N9-C4	6.93	108.57	105.80
23	BA	2428	G	N3-C2-N2	6.93	124.75	119.90
23	BA	52	A	C5-N7-C8	-6.93	100.44	103.90
23	DA	12	U	C2-N1-C1'	6.93	126.01	117.70
23	DA	2713	A	C8-N9-C4	6.93	108.57	105.80
23	BA	529	A	C5-N7-C8	-6.92	100.44	103.90
1	CA	346	G	C4-C5-C6	6.92	122.95	118.80
1	AA	1469	G	N1-C6-O6	6.92	124.05	119.90
23	BA	647	G	C8-N9-C4	-6.92	103.63	106.40
23	DA	195	A	C4-C5-C6	6.92	120.46	117.00
23	BA	652(T)	C	N1-C2-O2	6.92	123.05	118.90
23	BA	1952	A	C8-N9-C4	-6.92	103.03	105.80
23	DA	2268	A	N1-C6-N6	6.92	122.75	118.60
1	AA	150	C	C5-C6-N1	6.92	124.46	121.00
23	BA	737	C	N1-C2-O2	-6.92	114.75	118.90
23	BA	799	G	N1-C6-O6	-6.92	115.75	119.90
23	BA	1616	A	C4-C5-N7	6.91	114.16	110.70
23	BA	2415	G	N3-C2-N2	-6.91	115.06	119.90
23	DA	140	G	C8-N9-C4	6.91	109.16	106.40
1	AA	1230	C	C5-C6-N1	6.91	124.45	121.00
23	BA	2345	G	N1-C2-N3	6.91	128.04	123.90
23	DA	115	C	N1-C2-O2	-6.91	114.76	118.90
23	BA	488	G	N3-C4-C5	-6.90	125.15	128.60
1	CA	1044	A	C5-C6-N6	6.90	129.22	123.70
23	BA	194	G	N1-C2-N3	6.90	128.04	123.90
23	DA	2114	A	N7-C8-N9	6.90	117.25	113.80
23	DA	2181	G	C5-C6-O6	6.90	132.74	128.60
23	DA	2415	G	C5-C6-O6	-6.90	124.46	128.60
23	BA	62	C	C5-C6-N1	-6.90	117.55	121.00
24	DB	71	C	N1-C2-O2	6.90	123.04	118.90
23	DA	679	C	N3-C2-O2	6.90	126.73	121.90
23	BA	1558	A	N1-C2-N3	6.90	132.75	129.30
23	DA	27	G	N9-C4-C5	6.90	108.16	105.40
1	CA	365	U	C5-C6-N1	-6.89	119.25	122.70
23	DA	2069	G	C5-N7-C8	6.89	107.75	104.30
23	DA	2124	G	C5-C6-O6	6.89	132.74	128.60
1	CA	1443	G	C5-C6-N1	6.89	114.94	111.50
23	BA	2446	G	N3-C4-C5	-6.89	125.16	128.60
23	BA	2286	A	C5-C6-N1	-6.89	114.26	117.70
23	DA	819	A	C8-N9-C4	-6.89	103.05	105.80
23	DA	2855	C	C6-N1-C2	-6.89	117.55	120.30

Continued on next page...

Continued from previous page...

Mol	Chain	Res	Type	Atoms	Z	Observed(°)	Ideal(°)
23	BA	2030	A	N1-C6-N6	6.88	122.73	118.60
23	DA	141	A	C4-C5-N7	6.88	114.14	110.70
23	DA	1207	C	C6-N1-C2	6.88	123.05	120.30
23	BA	240	G	C8-N9-C4	6.88	109.15	106.40
23	BA	2181	G	C6-N1-C2	6.88	129.23	125.10
1	AA	117	G	C6-C5-N7	-6.88	126.27	130.40
23	BA	1130	U	N3-C2-O2	-6.88	117.38	122.20
23	BA	1328	G	C8-N9-C4	6.88	109.15	106.40
23	DA	488	G	C4-C5-N7	-6.88	108.05	110.80
23	DA	97	C	C5-C4-N4	6.88	125.01	120.20
1	AA	1320	C	N3-C4-C5	-6.88	119.15	121.90
23	BA	381	G	N3-C4-C5	-6.87	125.16	128.60
23	BA	729	G	N7-C8-N9	6.87	116.54	113.10
23	BA	932	G	C5-C6-N1	6.87	114.94	111.50
23	BA	1125	G	N1-C6-O6	6.87	124.02	119.90
1	AA	1347	G	C8-N9-C1'	6.87	135.93	127.00
23	BA	1376	C	N3-C4-N4	6.87	122.81	118.00
23	BA	1955	U	C2-N1-C1'	-6.87	109.45	117.70
23	DA	1354	A	C5-C6-N1	6.87	121.14	117.70
1	AA	814	A	N1-C6-N6	6.87	122.72	118.60
1	AA	1456	G	N3-C4-C5	-6.87	125.17	128.60
23	BA	254	G	C8-N9-C4	-6.87	103.65	106.40
23	BA	2407	G	C4-N9-C1'	6.87	135.43	126.50
23	DA	802	A	N1-C6-N6	-6.87	114.48	118.60
23	DA	1616	A	N1-C6-N6	6.87	122.72	118.60
23	BA	1984	G	N1-C6-O6	-6.87	115.78	119.90
23	DA	2260	C	C5-C6-N1	-6.87	117.57	121.00
23	DA	2360	A	C8-N9-C4	6.86	108.55	105.80
23	BA	512	G	O4'-C1'-N9	6.86	113.69	108.20
23	BA	2475	C	C6-N1-C2	-6.86	117.56	120.30
1	AA	1061	G	N3-C2-N2	6.86	124.70	119.90
23	BA	2075	U	N3-C2-O2	-6.86	117.40	122.20
23	DA	379	G	N1-C6-O6	6.86	124.01	119.90
23	DA	1900	A	N3-C4-C5	-6.86	122.00	126.80
23	BA	2191	G	N1-C6-O6	6.85	124.01	119.90
23	BA	2346	A	N1-C2-N3	6.85	132.73	129.30
23	DA	24	G	N1-C6-O6	6.85	124.01	119.90
23	DA	478	A	C8-N9-C4	-6.85	103.06	105.80
1	CA	1087	G	C4-N9-C1'	6.85	135.41	126.50
23	DA	73	A	N9-C4-C5	6.85	108.54	105.80
23	BA	808	G	N3-C4-C5	-6.85	125.17	128.60
23	DA	201	C	C2-N3-C4	-6.85	116.47	119.90

Continued on next page...

Continued from previous page...

Mol	Chain	Res	Type	Atoms	Z	Observed(°)	Ideal(°)
23	BA	1524	G	N1-C6-O6	-6.85	115.79	119.90
23	BA	2791	C	C6-N1-C2	-6.85	117.56	120.30
23	BA	2024	G	C8-N9-C4	6.84	109.14	106.40
23	DA	695	G	N3-C2-N2	6.84	124.69	119.90
24	DB	120	A	C5-C6-N6	6.84	129.18	123.70
23	BA	2548	G	N9-C4-C5	6.84	108.14	105.40
23	DA	1201	C	N1-C2-O2	-6.84	114.80	118.90
23	DA	1638	C	C4-C5-C6	6.84	120.82	117.40
1	AA	1459	C	C6-N1-C1'	-6.84	112.59	120.80
23	BA	127	A	C8-N9-C4	6.84	108.53	105.80
23	BA	599	G	C8-N9-C4	6.84	109.13	106.40
23	DA	528	A	C8-N9-C1'	6.84	140.00	127.70
23	DA	2181	G	C6-N1-C2	6.83	129.20	125.10
23	BA	987	G	N9-C4-C5	6.83	108.13	105.40
23	DA	297	C	C6-N1-C2	-6.83	117.57	120.30
23	BA	737	C	C6-N1-C2	6.83	123.03	120.30
23	BA	2446	G	N3-C2-N2	6.83	124.68	119.90
23	DA	645	C	C2-N1-C1'	6.83	126.31	118.80
23	DA	1408	C	N1-C2-O2	-6.83	114.80	118.90
1	CA	1258	G	C2-N3-C4	6.83	115.31	111.90
23	DA	12	U	N1-C2-O2	6.83	127.58	122.80
23	BA	311	A	N1-C6-N6	6.83	122.69	118.60
23	BA	345	A	C5-C6-N6	-6.82	118.24	123.70
23	DA	1244	G	N1-C6-O6	6.82	123.99	119.90
23	BA	965	C	C5-C4-N4	6.82	124.97	120.20
23	BA	1026	U	N1-C2-O2	6.82	127.58	122.80
23	BA	1899	G	N1-C6-O6	6.82	123.99	119.90
23	BA	2280	G	C5-C6-O6	6.82	132.69	128.60
23	DA	1775	U	C2-N3-C4	-6.82	122.91	127.00
23	DA	1959	G	C5-C6-O6	6.82	132.69	128.60
23	DA	2067	G	N9-C4-C5	6.82	108.13	105.40
1	CA	1368	G	N1-C6-O6	6.81	123.99	119.90
23	DA	1007	C	N3-C4-C5	6.81	124.63	121.90
23	BA	1128	A	C8-N9-C4	6.81	108.53	105.80
23	DA	2766	G	N1-C6-O6	-6.81	115.81	119.90
23	DA	912	C	C6-N1-C2	-6.81	117.58	120.30
23	BA	2048	G	C8-N9-C4	-6.80	103.68	106.40
23	BA	2508	G	C5-C6-N1	6.80	114.90	111.50
1	AA	1366	C	N3-C4-C5	-6.80	119.18	121.90
23	BA	221	A	N9-C4-C5	6.80	108.52	105.80
23	BA	1214	A	C8-N9-C4	6.80	108.52	105.80
23	DA	2122	U	C5-C4-O4	6.80	129.98	125.90

Continued on next page...

Continued from previous page...

Mol	Chain	Res	Type	Atoms	Z	Observed(°)	Ideal(°)
1	CA	1290	G	C5-C6-O6	6.80	132.68	128.60
23	DA	769	G	C8-N9-C4	6.80	109.12	106.40
23	BA	42	G	N7-C8-N9	-6.80	109.70	113.10
23	BA	2103	C	N3-C4-C5	-6.80	119.18	121.90
52	B8	30	ARG	NE-CZ-NH1	-6.80	116.90	120.30
23	DA	2417	C	N3-C2-O2	-6.80	117.14	121.90
1	AA	1326	C	C6-N1-C2	-6.79	117.58	120.30
23	BA	1039	G	C8-N9-C4	6.79	109.12	106.40
23	DA	1954	G	N3-C2-N2	-6.79	115.15	119.90
23	BA	199	A	C2-N3-C4	6.79	113.99	110.60
23	BA	386	G	C8-N9-C4	-6.79	103.68	106.40
23	BA	1415	U	N3-C4-O4	-6.79	114.65	119.40
1	AA	896	C	C6-N1-C2	6.79	123.02	120.30
23	BA	847	U	C2-N1-C1'	-6.78	109.56	117.70
23	BA	1755	A	C8-N9-C4	-6.78	103.09	105.80
23	BA	2306	C	N1-C2-O2	6.78	122.97	118.90
1	AA	1158	C	C5-C6-N1	6.78	124.39	121.00
1	AA	1247	U	C5-C6-N1	6.78	126.09	122.70
23	BA	1992	G	C8-N9-C4	-6.78	103.69	106.40
1	CA	1002	G	C8-N9-C4	-6.78	103.69	106.40
23	DA	915	C	C6-N1-C2	-6.78	117.59	120.30
23	DA	2193	G	C5-C6-N1	-6.78	108.11	111.50
23	BA	2306	C	C2-N1-C1'	6.78	126.26	118.80
23	DA	183	C	N3-C4-C5	6.78	124.61	121.90
1	AA	994	A	N1-C6-N6	6.78	122.67	118.60
23	BA	2508	G	C2-N3-C4	6.78	115.29	111.90
23	BA	2781	A	N1-C6-N6	-6.78	114.53	118.60
23	DA	2335	A	C6-N1-C2	-6.78	114.53	118.60
23	BA	1332	G	C5-C6-O6	-6.78	124.53	128.60
23	BA	1937	A	N1-C2-N3	6.78	132.69	129.30
1	CA	1459	C	C6-N1-C1'	-6.78	112.67	120.80
23	DA	2335	A	C4-C5-N7	6.78	114.09	110.70
23	BA	478	A	C8-N9-C4	-6.77	103.09	105.80
23	DA	1834	U	N3-C2-O2	-6.77	117.46	122.20
23	BA	2122	U	C5-C4-O4	6.77	129.96	125.90
23	DA	830	G	N1-C6-O6	-6.77	115.84	119.90
23	DA	1325	G	C5-C6-N1	6.77	114.88	111.50
1	AA	1292	U	C5-C4-O4	-6.76	121.84	125.90
23	BA	1762	A	N7-C8-N9	6.76	117.18	113.80
23	DA	2821	A	C4-C5-N7	6.76	114.08	110.70
23	BA	215	G	C8-N9-C4	6.76	109.11	106.40
1	AA	365	U	C2-N1-C1'	-6.76	109.59	117.70

Continued on next page...

Continued from previous page...

Mol	Chain	Res	Type	Atoms	Z	Observed(°)	Ideal(°)
23	BA	37	C	N3-C2-O2	-6.76	117.17	121.90
23	BA	816	C	C2-N3-C4	-6.76	116.52	119.90
23	DA	2063	C	N3-C4-N4	6.76	122.73	118.00
1	AA	1363	C	N3-C4-C5	-6.76	119.20	121.90
23	BA	2848	G	C4-C5-N7	-6.76	108.10	110.80
23	DA	2123	G	C6-C5-N7	6.76	134.46	130.40
1	AA	1297	C	N3-C4-C5	-6.75	119.20	121.90
23	BA	1602	U	N1-C2-N3	6.75	118.95	114.90
1	AA	398	C	C6-N1-C2	6.75	123.00	120.30
23	BA	573	G	N3-C2-N2	-6.75	115.17	119.90
23	BA	1899	G	C5-C6-O6	-6.75	124.55	128.60
23	BA	2581	G	C5-C6-O6	6.75	132.65	128.60
23	DA	1660	C	C5-C6-N1	-6.75	117.62	121.00
23	BA	2791	C	C5-C6-N1	6.75	124.38	121.00
23	DA	801	G	N3-C4-N9	-6.75	121.95	126.00
49	B5	15	ARG	NE-CZ-NH1	-6.75	116.93	120.30
1	CA	117	G	C6-C5-N7	-6.75	126.35	130.40
23	DA	2407	G	C8-N9-C1'	-6.75	118.23	127.00
23	BA	59	U	N1-C2-O2	6.75	127.52	122.80
23	DA	2260	C	C2-N3-C4	-6.74	116.53	119.90
23	DA	2318	G	N3-C4-C5	-6.74	125.23	128.60
1	AA	1151	A	C5-C6-N6	6.74	129.09	123.70
23	BA	2501	C	C2-N3-C4	-6.74	116.53	119.90
1	AA	1003	G	C5-C6-O6	6.74	132.64	128.60
23	DA	2575	C	C5-C6-N1	-6.74	117.63	121.00
23	BA	2070	G	N1-C2-N2	-6.74	110.14	116.20
23	BA	678	C	C6-N1-C2	6.73	122.99	120.30
23	BA	1539	G	C6-C5-N7	-6.73	126.36	130.40
23	BA	1669	A	N1-C6-N6	-6.73	114.56	118.60
1	CA	1344	C	C6-N1-C2	-6.73	117.61	120.30
23	DA	645	C	N3-C2-O2	-6.73	117.19	121.90
23	DA	768	G	C6-N1-C2	-6.73	121.06	125.10
23	BA	2093	G	C2-N3-C4	-6.73	108.54	111.90
23	BA	1831	G	C8-N9-C4	-6.73	103.71	106.40
23	BA	2725	A	C2-N3-C4	-6.73	107.24	110.60
1	CA	1037	C	C5-C4-N4	6.73	124.91	120.20
23	BA	1827	C	C6-N1-C2	-6.73	117.61	120.30
23	DA	1937	A	N1-C6-N6	6.73	122.64	118.60
23	BA	453	C	C2-N3-C4	-6.72	116.54	119.90
23	BA	1572	A	C2-N3-C4	-6.72	107.24	110.60
23	BA	1858	G	N3-C4-C5	-6.72	125.24	128.60
23	DA	463	G	C8-N9-C4	-6.72	103.71	106.40

Continued on next page...

Continued from previous page...

Mol	Chain	Res	Type	Atoms	Z	Observed(°)	Ideal(°)
23	BA	678	C	N3-C4-C5	6.72	124.59	121.90
23	DA	2332	U	N1-C2-O2	6.72	127.50	122.80
23	BA	1359	A	C5-C6-N6	6.72	129.08	123.70
23	BA	2244	U	C5-C6-N1	-6.72	119.34	122.70
1	AA	839	U	N3-C2-O2	-6.72	117.50	122.20
23	DA	652(T)	C	N1-C2-O2	6.72	122.93	118.90
23	DA	2306	C	C2-N1-C1'	6.72	126.19	118.80
1	AA	43	C	C2-N3-C4	-6.71	116.54	119.90
23	BA	1605	C	C6-N1-C2	-6.71	117.61	120.30
23	DA	484	C	N3-C4-C5	6.71	124.58	121.90
1	AA	699	C	C6-N1-C2	-6.71	117.62	120.30
45	D1	21	ARG	NE-CZ-NH2	-6.71	116.94	120.30
1	CA	1242	C	C6-N1-C2	-6.71	117.62	120.30
23	DA	2123	G	C8-N9-C1'	6.71	135.72	127.00
23	DA	154(A)	C	C6-N1-C1'	-6.71	112.75	120.80
23	BA	744	G	C5-C6-O6	6.70	132.62	128.60
1	CA	403	C	C2-N3-C4	-6.70	116.55	119.90
1	CA	1026	G	C4-N9-C1'	6.70	135.22	126.50
1	CA	1274	G	C8-N9-C1'	-6.70	118.28	127.00
23	DA	1397	U	N3-C2-O2	-6.70	117.51	122.20
23	DA	1211	U	C5-C4-O4	-6.70	121.88	125.90
1	CA	757	U	C5-C6-N1	-6.70	119.35	122.70
23	DA	2733	A	N1-C6-N6	6.70	122.62	118.60
1	AA	1054	C	N1-C2-O2	6.70	122.92	118.90
23	BA	839	U	C2-N3-C4	6.70	131.02	127.00
23	BA	2446	G	N1-C2-N2	-6.69	110.17	116.20
23	BA	837	C	C6-N1-C2	-6.69	117.62	120.30
33	BP	147	LEU	CA-CB-CG	6.69	130.69	115.30
23	DA	121	G	C5-C6-O6	-6.69	124.58	128.60
23	DA	154(A)	C	C2-N1-C1'	6.69	126.16	118.80
23	DA	1128	A	N1-C6-N6	6.69	122.61	118.60
23	DA	453	C	C6-N1-C2	6.69	122.98	120.30
23	DA	1359	A	C5-C6-N6	6.69	129.05	123.70
23	BA	130	C	C5-C6-N1	-6.69	117.66	121.00
23	BA	1858	G	C8-N9-C4	-6.69	103.72	106.40
23	DA	2821	A	C5-C6-N6	-6.69	118.35	123.70
1	AA	1220	G	N9-C4-C5	-6.69	102.73	105.40
23	BA	1128	A	N9-C4-C5	-6.69	103.13	105.80
23	BA	931	G	N3-C4-C5	-6.68	125.26	128.60
1	AA	912	C	N1-C2-O2	-6.68	114.89	118.90
1	AA	972	C	C6-N1-C2	-6.68	117.63	120.30
23	BA	679	C	C6-N1-C2	6.68	122.97	120.30

Continued on next page...

Continued from previous page...

Mol	Chain	Res	Type	Atoms	Z	Observed(°)	Ideal(°)
23	BA	2498	C	C6-N1-C2	6.68	122.97	120.30
23	DA	2322	A	N3-C4-C5	-6.68	122.12	126.80
23	BA	2508	G	C6-C5-N7	6.68	134.41	130.40
23	BA	1164	G	C5-C6-O6	6.68	132.61	128.60
23	DA	1026	U	N1-C2-O2	6.68	127.47	122.80
1	AA	1456	G	N7-C8-N9	6.68	116.44	113.10
23	BA	476	G	N3-C4-N9	-6.68	121.99	126.00
23	BA	2692	C	N3-C2-O2	-6.68	117.23	121.90
1	CA	1195	C	C6-N1-C2	-6.68	117.63	120.30
23	BA	385	C	C4-C5-C6	-6.67	114.06	117.40
23	BA	2379	G	N3-C4-N9	6.67	130.00	126.00
23	BA	678	C	N3-C4-N4	-6.67	113.33	118.00
1	CA	754	C	C2-N1-C1'	6.67	126.14	118.80
1	AA	1210	C	N1-C2-O2	6.67	122.90	118.90
23	BA	195	A	N1-C2-N3	6.67	132.63	129.30
23	BA	1793	C	N1-C2-O2	-6.67	114.90	118.90
23	BA	2069	G	C5-C6-O6	-6.66	124.60	128.60
23	BA	1333	C	C6-N1-C2	6.66	122.97	120.30
23	BA	640	C	N3-C4-N4	6.66	122.66	118.00
23	BA	741	G	N1-C6-O6	-6.66	115.90	119.90
1	CA	1151	A	N1-C6-N6	-6.66	114.60	118.60
23	DA	12	U	C6-N1-C2	-6.66	117.00	121.00
23	DA	2347	C	N3-C2-O2	-6.66	117.24	121.90
1	AA	1303	C	C2-N1-C1'	6.66	126.12	118.80
23	BA	1204	A	C3'-C2'-C1'	-6.66	96.17	101.50
23	DA	652(E)	G	N3-C2-N2	6.66	124.56	119.90
1	AA	1278	U	C2-N1-C1'	6.66	125.69	117.70
23	BA	931	G	C2-N3-C4	6.66	115.23	111.90
23	BA	2440	C	N1-C2-O2	6.66	122.89	118.90
23	BA	271(Y)	U	N3-C2-O2	-6.66	117.54	122.20
23	DA	2346	A	C8-N9-C4	-6.65	103.14	105.80
23	BA	968	G	N1-C6-O6	-6.65	115.91	119.90
1	CA	768	A	C8-N9-C4	6.65	108.46	105.80
23	BA	2440	C	N3-C4-N4	-6.65	113.34	118.00
23	DA	1210	A	C8-N9-C4	-6.65	103.14	105.80
1	AA	754	C	C2-N1-C1'	6.65	126.11	118.80
23	BA	1336	A	C5-N7-C8	6.65	107.22	103.90
23	DA	429	A	N1-C6-N6	6.65	122.59	118.60
1	AA	345	C	C6-N1-C1'	-6.64	112.83	120.80
1	AA	960	U	C6-N1-C1'	-6.64	111.90	121.20
23	BA	1698	A	C5-C6-N1	-6.64	114.38	117.70
23	BA	2015	A	C2-N3-C4	-6.64	107.28	110.60

Continued on next page...

Continued from previous page...

Mol	Chain	Res	Type	Atoms	Z	Observed(°)	Ideal(°)
23	BA	2346	A	N3-C4-C5	-6.64	122.15	126.80
1	CA	898	G	N9-C4-C5	-6.64	102.74	105.40
23	DA	728	G	C8-N9-C4	6.64	109.06	106.40
23	DA	2024	G	N9-C4-C5	-6.64	102.74	105.40
23	BA	1188	U	N3-C4-C5	6.64	118.58	114.60
23	DA	1247	A	C8-N9-C4	6.64	108.46	105.80
23	DA	1597	A	N9-C4-C5	6.64	108.45	105.80
23	BA	425	G	N3-C4-N9	6.64	129.98	126.00
23	BA	1783	A	N9-C4-C5	6.64	108.45	105.80
1	CA	1038	C	C2-N3-C4	6.64	123.22	119.90
23	DA	528	A	C4-N9-C1'	-6.64	114.36	126.30
1	CA	357	G	C2-N3-C4	6.63	115.22	111.90
23	DA	362	U	C5-C4-O4	-6.63	121.92	125.90
23	DA	2444	G	C4-C5-N7	-6.63	108.15	110.80
1	AA	1098	C	C5-C6-N1	6.63	124.31	121.00
23	BA	1123	C	C6-N1-C2	6.63	122.95	120.30
23	DA	2762	G	C8-N9-C4	-6.62	103.75	106.40
23	BA	217	G	N1-C6-O6	6.62	123.87	119.90
23	BA	263	C	N3-C2-O2	-6.62	117.26	121.90
23	BA	856	C	C5-C6-N1	6.62	124.31	121.00
23	BA	1185	C	C5-C4-N4	6.62	124.84	120.20
23	DA	2084	C	C4-C5-C6	6.62	120.71	117.40
23	DA	2244	U	C5-C6-N1	-6.62	119.39	122.70
23	BA	1333	C	N3-C4-C5	6.62	124.55	121.90
1	CA	1242	C	N3-C4-N4	6.62	122.63	118.00
23	DA	2407	G	C6-C5-N7	-6.62	126.43	130.40
23	BA	36	G	C5-C6-O6	6.62	132.57	128.60
23	BA	193	U	C6-N1-C2	-6.62	117.03	121.00
23	BA	516	C	C4-C5-C6	6.62	120.71	117.40
23	BA	1191	G	C4-C5-N7	-6.62	108.15	110.80
23	BA	1899	G	C8-N9-C4	-6.62	103.75	106.40
23	BA	2407	G	C8-N9-C1'	-6.62	118.40	127.00
1	AA	346	G	N3-C2-N2	6.61	124.53	119.90
23	BA	37	C	N1-C2-O2	6.61	122.87	118.90
23	BA	2581	G	N1-C2-N2	-6.61	110.25	116.20
23	BA	785	G	N3-C4-C5	6.61	131.91	128.60
23	BA	2869	G	C8-N9-C4	-6.61	103.75	106.40
23	BA	1351	C	N3-C4-C5	6.61	124.54	121.90
23	BA	1382	G	N1-C6-O6	6.61	123.86	119.90
23	BA	57	C	C6-N1-C2	6.61	122.94	120.30
23	BA	971	C	C2-N3-C4	-6.61	116.60	119.90
23	DA	1826	G	C4-C5-N7	-6.61	108.16	110.80

Continued on next page...

Continued from previous page...

Mol	Chain	Res	Type	Atoms	Z	Observed(°)	Ideal(°)
23	BA	73	A	C6-N1-C2	-6.60	114.64	118.60
23	DA	1578	U	N3-C2-O2	-6.60	117.58	122.20
24	BB	80	U	C5-C4-O4	6.60	129.86	125.90
23	BA	2407	G	N1-C6-O6	6.60	123.86	119.90
23	DA	2307	G	N7-C8-N9	6.60	116.40	113.10
23	BA	641	C	C6-N1-C2	-6.59	117.66	120.30
1	AA	1245	A	N1-C6-N6	6.59	122.55	118.60
23	BA	2319	G	C5-N7-C8	-6.59	101.00	104.30
23	DA	1471	A	N7-C8-N9	6.59	117.09	113.80
23	BA	975	C	N3-C4-N4	-6.59	113.39	118.00
23	BA	154(A)	C	C6-N1-C1'	-6.58	112.90	120.80
23	DA	784	A	C5-N7-C8	6.58	107.19	103.90
23	BA	2353	G	C2-N3-C4	-6.58	108.61	111.90
23	DA	798	G	C2-N3-C4	-6.58	108.61	111.90
23	BA	2296	U	C3'-C2'-C1'	-6.58	96.24	101.50
23	DA	409	C	N3-C4-C5	6.58	124.53	121.90
23	BA	1308	A	N1-C6-N6	-6.58	114.66	118.60
1	AA	719	C	C6-N1-C2	-6.57	117.67	120.30
1	AA	943	U	N3-C4-O4	6.57	124.00	119.40
23	BA	2628	C	N3-C4-C5	6.57	124.53	121.90
23	DA	1471	A	C8-N9-C4	-6.57	103.17	105.80
1	AA	346	G	C6-C5-N7	-6.57	126.46	130.40
23	BA	2442	C	C2-N3-C4	-6.57	116.61	119.90
23	DA	2090	G	C4-C5-N7	-6.57	108.17	110.80
23	BA	272(D)	G	C8-N9-C4	6.57	109.03	106.40
1	CA	1524	C	C6-N1-C2	6.57	122.93	120.30
23	BA	243	U	C5-C6-N1	6.57	125.98	122.70
23	BA	2359	C	N3-C2-O2	-6.57	117.30	121.90
23	BA	154(A)	C	C2-N1-C1'	6.56	126.02	118.80
23	BA	2730	C	N3-C4-C5	6.56	124.53	121.90
23	DA	39	C	N3-C4-N4	-6.56	113.41	118.00
23	DA	1377	G	N3-C4-C5	-6.56	125.32	128.60
23	BA	783	A	C2-N3-C4	6.56	113.88	110.60
23	BA	1659	U	N1-C2-O2	-6.56	118.21	122.80
23	BA	2110	G	N3-C4-N9	6.56	129.94	126.00
23	BA	2322	A	N1-C2-N3	6.56	132.58	129.30
23	DA	678	C	C6-N1-C2	6.56	122.92	120.30
1	AA	1456	G	C8-N9-C1'	-6.56	118.47	127.00
23	DA	1384	A	N1-C6-N6	-6.56	114.66	118.60
23	DA	2174	C	C5-C6-N1	6.56	124.28	121.00
41	DX	57	LEU	CA-CB-CG	6.56	130.38	115.30
1	CA	346	G	C6-C5-N7	-6.56	126.47	130.40

Continued on next page...

Continued from previous page...

Mol	Chain	Res	Type	Atoms	Z	Observed(°)	Ideal(°)
1	AA	1193	G	N3-C2-N2	6.55	124.49	119.90
23	BA	2296	U	O4'-C1'-N1	6.55	113.44	108.20
23	BA	1633	G	N1-C6-O6	6.55	123.83	119.90
23	BA	2866	U	C5-C4-O4	6.55	129.83	125.90
1	CA	1460	A	C5-N7-C8	6.55	107.17	103.90
1	AA	489	C	C5-C6-N1	6.55	124.27	121.00
23	BA	584	C	C5-C4-N4	-6.55	115.62	120.20
23	BA	2107	C	N3-C4-N4	-6.55	113.42	118.00
23	BA	2578	G	N3-C2-N2	6.55	124.48	119.90
23	DA	1355	G	N3-C2-N2	-6.55	115.32	119.90
23	DA	2030	A	C5-C6-N6	-6.55	118.46	123.70
1	AA	92	C	C2-N3-C4	6.54	123.17	119.90
23	DA	143	G	C8-N9-C4	6.54	109.02	106.40
23	BA	940	G	N7-C8-N9	6.54	116.37	113.10
23	DA	2027	G	N1-C2-N3	6.54	127.83	123.90
1	AA	1203	C	N3-C4-C5	-6.54	119.28	121.90
23	DA	728	G	N7-C8-N9	-6.54	109.83	113.10
23	DA	2075	U	C5-C6-N1	-6.54	119.43	122.70
23	DA	2456	C	C6-N1-C2	6.54	122.92	120.30
23	DA	2067	G	N7-C8-N9	6.54	116.37	113.10
23	BA	141	A	C5-C6-N6	-6.54	118.47	123.70
23	BA	2674	G	C8-N9-C4	-6.54	103.78	106.40
23	DA	271(S)	G	N1-C6-O6	6.54	123.82	119.90
23	BA	2285	C	C6-N1-C2	6.53	122.91	120.30
1	AA	1153	C	C2-N1-C1'	-6.53	111.62	118.80
1	CA	1028	C	C2-N3-C4	6.53	123.17	119.90
23	DA	465	G	C8-N9-C4	-6.53	103.79	106.40
23	BA	768	G	N3-C4-C5	-6.53	125.34	128.60
24	BB	104	U	C2-N3-C4	-6.53	123.08	127.00
1	CA	524	G	C8-N9-C4	-6.53	103.79	106.40
23	DA	756	C	N3-C2-O2	-6.52	117.33	121.90
23	BA	572	A	N9-C4-C5	6.52	108.41	105.80
23	BA	2499	C	C6-N1-C2	-6.52	117.69	120.30
1	AA	47	C	C2-N3-C4	-6.52	116.64	119.90
23	BA	448	U	N1-C2-N3	6.52	118.81	114.90
23	BA	830	G	C5-C6-O6	6.52	132.51	128.60
23	BA	1368	G	N9-C4-C5	6.52	108.01	105.40
23	BA	1403	C	C5-C6-N1	-6.52	117.74	121.00
23	BA	2322	A	C6-C5-N7	6.52	136.86	132.30
1	CA	699	C	C6-N1-C2	-6.52	117.69	120.30
23	DA	1758	G	C5-C6-O6	-6.52	124.69	128.60
23	BA	1204	A	C8-N9-C4	-6.51	103.19	105.80

Continued on next page...

Continued from previous page...

Mol	Chain	Res	Type	Atoms	Z	Observed(°)	Ideal(°)
23	BA	1755	A	N9-C4-C5	6.51	108.41	105.80
24	BB	83	G	N3-C2-N2	-6.51	115.34	119.90
23	BA	12	U	C6-N1-C2	-6.51	117.09	121.00
23	BA	520	G	N1-C6-O6	-6.51	115.99	119.90
23	BA	2676	C	N3-C4-C5	6.51	124.50	121.90
24	BB	75	G	N1-C6-O6	6.51	123.81	119.90
23	BA	1334	G	N9-C4-C5	6.51	108.00	105.40
23	BA	2449	U	N3-C4-O4	6.51	123.96	119.40
1	CA	1000	U	C2-N3-C4	6.51	130.91	127.00
23	DA	1204	A	C3'-C2'-C1'	-6.51	96.29	101.50
23	DA	1826	G	N1-C6-O6	-6.51	115.99	119.90
23	DA	2021	C	C2-N3-C4	-6.51	116.64	119.90
23	DA	1758	G	C6-C5-N7	-6.51	126.50	130.40
1	AA	1177	G	C8-N9-C4	-6.51	103.80	106.40
23	BA	2233	U	N1-C2-N3	6.51	118.80	114.90
23	DA	2312	U	C6-N1-C2	-6.51	117.10	121.00
23	BA	2243	U	C5-C6-N1	6.50	125.95	122.70
23	DA	1602	U	C5-C4-O4	6.50	129.80	125.90
23	DA	210	C	C5-C6-N1	-6.50	117.75	121.00
1	AA	1255	G	N1-C6-O6	-6.50	116.00	119.90
23	DA	54	G	N1-C6-O6	6.50	123.80	119.90
1	AA	933	G	N3-C4-N9	-6.50	122.10	126.00
23	BA	267	C	N3-C4-N4	-6.50	113.45	118.00
23	BA	1972	A	C5-C6-N1	6.50	120.95	117.70
23	BA	2283	C	N3-C4-N4	6.50	122.55	118.00
23	BA	1108	U	C6-N1-C2	-6.50	117.10	121.00
33	DP	147	LEU	CA-CB-CG	6.50	130.24	115.30
29	BH	127	GLU	C-N-CD	6.49	142.03	128.40
23	BA	505	A	C8-N9-C4	-6.49	103.20	105.80
23	DA	975	C	N1-C2-O2	6.49	122.80	118.90
1	AA	1506	U	N3-C4-O4	6.49	123.94	119.40
23	BA	51	G	C5-C6-O6	6.49	132.50	128.60
23	BA	2244	U	N1-C2-N3	6.49	118.80	114.90
23	BA	2447	G	N9-C4-C5	6.49	108.00	105.40
23	BA	488	G	N9-C4-C5	6.49	108.00	105.40
23	BA	528	A	C4-C5-N7	6.49	113.94	110.70
23	BA	655	A	C5-N7-C8	-6.49	100.66	103.90
23	DA	2047	U	N3-C4-C5	6.49	118.49	114.60
23	DA	2306	C	C5-C6-N1	6.49	124.24	121.00
1	AA	357	G	N3-C2-N2	-6.49	115.36	119.90
23	DA	945	A	N1-C6-N6	6.49	122.49	118.60
23	DA	1244	G	C4-C5-N7	6.48	113.39	110.80

Continued on next page...

Continued from previous page...

Mol	Chain	Res	Type	Atoms	Z	Observed(°)	Ideal(°)
23	DA	1327	C	N1-C2-O2	-6.48	115.01	118.90
23	DA	1997	G	N9-C4-C5	6.48	107.99	105.40
1	AA	1429	C	C6-N1-C2	6.48	122.89	120.30
23	BA	2195	C	C5-C6-N1	-6.48	117.76	121.00
1	AA	43	C	N3-C2-O2	-6.48	117.36	121.90
23	BA	2540	C	C5-C6-N1	-6.48	117.76	121.00
1	AA	1378	C	C6-N1-C2	-6.48	117.71	120.30
23	BA	817	C	N3-C4-C5	6.48	124.49	121.90
23	BA	2332	U	C5-C6-N1	-6.48	119.46	122.70
1	CA	1502	A	N1-C6-N6	6.48	122.49	118.60
23	BA	2393	A	N1-C6-N6	-6.48	114.72	118.60
23	BA	2591	C	N1-C2-O2	-6.48	115.01	118.90
23	DA	737	C	C6-N1-C2	6.47	122.89	120.30
1	AA	1151	A	N9-C4-C5	6.47	108.39	105.80
1	AA	1308	U	C5-C4-O4	6.47	129.78	125.90
23	BA	12	U	N1-C2-O2	6.47	127.33	122.80
23	DA	2569	G	N3-C4-C5	-6.47	125.36	128.60
23	BA	957	A	C2-N3-C4	-6.47	107.36	110.60
23	BA	2008	C	N3-C4-C5	-6.47	119.31	121.90
23	DA	2070	G	C6-N1-C2	-6.47	121.22	125.10
1	AA	402	G	N3-C2-N2	-6.46	115.38	119.90
23	DA	2070	G	N7-C8-N9	-6.46	109.87	113.10
24	DB	22	U	C5-C6-N1	6.46	125.93	122.70
3	AC	196	LEU	CA-CB-CG	6.46	130.16	115.30
23	BA	1792	G	C5-N7-C8	6.46	107.53	104.30
23	BA	2709	G	N3-C4-C5	-6.46	125.37	128.60
23	DA	1007	C	C2-N3-C4	-6.46	116.67	119.90
23	DA	1022	G	N9-C4-C5	6.46	107.98	105.40
24	DB	115	G	N7-C8-N9	-6.46	109.87	113.10
1	AA	1392	G	N3-C2-N2	6.46	124.42	119.90
1	AA	1456	G	N3-C4-N9	6.46	129.87	126.00
23	BA	2114	A	N7-C8-N9	6.46	117.03	113.80
1	CA	950	U	N1-C2-O2	6.46	127.32	122.80
23	DA	945	A	C8-N9-C4	6.46	108.38	105.80
23	DA	2262	U	N1-C2-O2	-6.46	118.28	122.80
1	AA	53	A	C5-C6-N1	-6.45	114.47	117.70
23	BA	1630	G	N1-C6-O6	-6.45	116.03	119.90
23	DA	773	U	C5-C4-O4	6.45	129.77	125.90
23	DA	1992	G	N3-C4-C5	-6.45	125.37	128.60
1	AA	892	A	N1-C2-N3	6.45	132.53	129.30
23	BA	69	C	N3-C2-O2	-6.45	117.39	121.90
1	CA	697	U	C2-N1-C1'	-6.45	109.96	117.70

Continued on next page...

Continued from previous page...

Mol	Chain	Res	Type	Atoms	Z	Observed(°)	Ideal(°)
1	AA	1245	A	N9-C4-C5	-6.45	103.22	105.80
23	BA	1204	A	C4-N9-C1'	6.45	137.91	126.30
23	DA	2182	G	N3-C4-N9	-6.45	122.13	126.00
23	DA	2045	C	C5-C6-N1	-6.45	117.78	121.00
1	AA	1247	U	N1-C2-O2	6.45	127.31	122.80
23	BA	1918	A	C8-N9-C4	6.45	108.38	105.80
1	CA	1218	C	N3-C2-O2	-6.45	117.39	121.90
23	BA	2032	G	N1-C2-N3	6.44	127.77	123.90
23	DA	1374	G	C5-C6-N1	-6.44	108.28	111.50
1	AA	89	C	N1-C2-O2	6.44	122.77	118.90
1	AA	398	C	C2-N3-C4	-6.44	116.68	119.90
23	DA	2344	U	C5-C4-O4	6.44	129.77	125.90
1	AA	1117	G	C8-N9-C4	-6.44	103.82	106.40
23	BA	2593	U	N1-C2-N3	6.44	118.76	114.90
23	DA	512	G	O4'-C1'-N9	6.44	113.35	108.20
23	BA	1539	G	C4-N9-C1'	6.44	134.87	126.50
23	BA	2344	U	N3-C4-C5	-6.44	110.74	114.60
23	BA	2682	U	C2-N1-C1'	6.44	125.42	117.70
1	AA	1285	A	N7-C8-N9	-6.43	110.58	113.80
23	DA	1022	G	C8-N9-C1'	6.43	135.37	127.00
23	DA	2607	G	N3-C4-C5	-6.43	125.38	128.60
1	AA	934	C	C5-C4-N4	6.43	124.70	120.20
1	CA	169	C	C6-N1-C2	-6.43	117.73	120.30
23	DA	2519	U	N3-C2-O2	6.43	126.70	122.20
1	AA	1017	G	C8-N9-C4	-6.43	103.83	106.40
23	BA	1784	A	N9-C4-C5	-6.43	103.23	105.80
23	DA	1610	A	C4-C5-N7	6.43	113.91	110.70
1	AA	620	C	C6-N1-C2	6.43	122.87	120.30
1	AA	1149	C	C2-N3-C4	6.43	123.11	119.90
1	AA	1332	A	C8-N9-C4	-6.43	103.23	105.80
23	BA	698	C	C6-N1-C2	6.43	122.87	120.30
23	BA	2114	A	C8-N9-C4	-6.43	103.23	105.80
23	BA	777	A	C4-C5-N7	-6.42	107.49	110.70
23	BA	1638	C	N3-C4-C5	-6.42	119.33	121.90
1	CA	1432	G	N3-C4-N9	-6.42	122.15	126.00
23	BA	1681	G	C4-C5-N7	6.42	113.37	110.80
23	BA	2062	A	N7-C8-N9	6.42	117.01	113.80
1	CA	117	G	N1-C6-O6	6.42	123.75	119.90
23	DA	2322	A	C6-C5-N7	6.42	136.79	132.30
23	BA	1393	A	C4-C5-N7	-6.42	107.49	110.70
23	BA	2077	A	N7-C8-N9	6.42	117.01	113.80
23	DA	2104	G	C6-N1-C2	6.42	128.95	125.10

Continued on next page...

Continued from previous page...

Mol	Chain	Res	Type	Atoms	Z	Observed(°)	Ideal(°)
23	BA	2191	G	N3-C4-N9	6.41	129.85	126.00
1	CA	52	G	N1-C6-O6	-6.41	116.05	119.90
23	DA	1817	G	C4-C5-N7	6.41	113.37	110.80
23	BA	2515	C	C5-C4-N4	-6.41	115.71	120.20
23	DA	1794	U	C2-N3-C4	-6.41	123.15	127.00
1	AA	1244	C	N3-C4-N4	-6.41	113.51	118.00
23	DA	860	U	C6-N1-C2	-6.41	117.15	121.00
23	DA	1762	A	C2-N3-C4	6.41	113.81	110.60
23	DA	2062	A	N7-C8-N9	6.41	117.00	113.80
23	DA	2519	U	C6-N1-C2	6.41	124.85	121.00
23	DA	2440	C	C2-N1-C1'	-6.41	111.75	118.80
1	AA	79	G	N1-C6-O6	6.41	123.74	119.90
23	BA	2823	A	N9-C4-C5	-6.41	103.24	105.80
23	BA	1681	G	N1-C6-O6	6.40	123.74	119.90
23	BA	2463	C	C5-C6-N1	-6.40	117.80	121.00
23	BA	2488	A	C5-N7-C8	6.40	107.10	103.90
1	AA	1456	G	C6-C5-N7	-6.40	126.56	130.40
23	BA	566	U	N3-C4-O4	-6.40	114.92	119.40
23	BA	580	C	N1-C2-O2	-6.40	115.06	118.90
23	BA	941	A	C8-N9-C4	-6.40	103.24	105.80
23	BA	1334	G	N1-C6-O6	-6.40	116.06	119.90
23	BA	124	G	C4-C5-N7	6.40	113.36	110.80
23	BA	2348	U	N3-C4-O4	-6.40	114.92	119.40
23	BA	2446	G	N3-C4-N9	6.40	129.84	126.00
23	DA	2286	A	C8-N9-C4	-6.40	103.24	105.80
1	AA	52	G	C5-C6-N1	-6.40	108.30	111.50
1	CA	1056	U	N1-C2-O2	6.40	127.28	122.80
23	BA	663	G	C2-N3-C4	6.40	115.10	111.90
23	BA	1200	C	N1-C2-O2	-6.40	115.06	118.90
23	BA	936	C	C6-N1-C2	6.39	122.86	120.30
23	BA	2422	A	C8-N9-C4	-6.39	103.24	105.80
23	BA	2439	A	C8-N9-C4	-6.39	103.24	105.80
1	CA	1307	U	C5-C6-N1	6.39	125.90	122.70
23	DA	1789	A	C8-N9-C4	6.39	108.36	105.80
23	DA	2386	C	C6-N1-C2	6.39	122.86	120.30
23	DA	791	C	C5-C6-N1	-6.39	117.80	121.00
23	BA	2487	G	C2-N3-C4	-6.39	108.71	111.90
23	BA	188	G	N1-C6-O6	-6.39	116.07	119.90
23	DA	2286	A	N1-C2-N3	6.39	132.49	129.30
23	DA	2325	G	C5-C6-O6	-6.39	124.77	128.60
23	BA	2648	C	C6-N1-C2	6.38	122.85	120.30
23	BA	429	A	N1-C6-N6	6.38	122.43	118.60

Continued on next page...

Continued from previous page...

Mol	Chain	Res	Type	Atoms	Z	Observed(°)	Ideal(°)
23	BA	2271	G	C8-N9-C4	-6.38	103.85	106.40
23	DA	780	G	N3-C2-N2	-6.38	115.43	119.90
23	BA	1802	A	C5-C6-N1	6.38	120.89	117.70
23	BA	2057	A	N1-C2-N3	6.38	132.49	129.30
23	BA	2419	U	C5-C6-N1	6.38	125.89	122.70
23	BA	1368	G	N1-C6-O6	-6.38	116.07	119.90
23	DA	1605	C	N3-C4-C5	-6.38	119.35	121.90
1	AA	117	G	C5-C6-O6	-6.38	124.78	128.60
23	BA	769	G	C5-C6-N1	-6.38	108.31	111.50
23	DA	2672	G	C6-C5-N7	-6.37	126.58	130.40
1	AA	1311	G	C4-N9-C1'	-6.37	118.22	126.50
23	BA	1249	U	C5-C6-N1	-6.37	119.51	122.70
23	BA	2862	G	C8-N9-C4	6.37	108.95	106.40
23	BA	1814	G	C6-N1-C2	-6.37	121.28	125.10
23	DA	2423	U	C6-N1-C2	6.37	124.82	121.00
1	AA	1347	G	C4-N9-C1'	-6.37	118.22	126.50
1	AA	1397	C	C2-N1-C1'	6.37	125.81	118.80
23	BA	785	G	C6-N1-C2	6.37	128.92	125.10
1	CA	1067	A	C8-N9-C4	-6.37	103.25	105.80
23	BA	433	C	C6-N1-C2	-6.37	117.75	120.30
23	DA	860	U	C5-C4-O4	6.37	129.72	125.90
23	DA	985	C	N3-C4-C5	6.37	124.45	121.90
23	DA	394	A	N7-C8-N9	-6.36	110.62	113.80
23	DA	1616	A	C6-C5-N7	-6.36	127.85	132.30
23	DA	1966	A	C8-N9-C4	6.36	108.34	105.80
1	AA	1038	C	C2-N1-C1'	6.36	125.80	118.80
23	DA	1397	U	N3-C4-O4	-6.36	114.95	119.40
23	DA	1955	U	C2-N1-C1'	-6.36	110.07	117.70
23	BA	1131	G	N1-C6-O6	-6.36	116.08	119.90
1	CA	117	G	C5-C6-O6	-6.36	124.78	128.60
23	DA	2426	A	N7-C8-N9	6.36	116.98	113.80
23	BA	1558	A	C5-C6-N1	-6.36	114.52	117.70
23	BA	684	G	N3-C4-C5	-6.36	125.42	128.60
23	BA	1764	G	N1-C6-O6	-6.36	116.09	119.90
23	DA	2567	G	C8-N9-C4	6.36	108.94	106.40
23	BA	748	G	C5-C6-O6	6.35	132.41	128.60
23	DA	1128	A	N9-C4-C5	-6.35	103.26	105.80
23	DA	1368	G	C2-N3-C4	6.35	115.08	111.90
23	DA	2570	G	C4-C5-N7	-6.35	108.26	110.80
23	BA	726	G	N1-C6-O6	-6.35	116.09	119.90
23	BA	1783	A	N1-C6-N6	-6.35	114.79	118.60
23	BA	1653	G	P-O3'-C3'	6.35	127.32	119.70

Continued on next page...

Continued from previous page...

Mol	Chain	Res	Type	Atoms	Z	Observed(°)	Ideal(°)
23	BA	2017	U	N3-C2-O2	-6.35	117.76	122.20
23	DA	1042	G	C5-C6-O6	-6.35	124.79	128.60
23	DA	1565	C	N3-C4-C5	6.35	124.44	121.90
23	DA	2343	C	N1-C2-O2	-6.35	115.09	118.90
23	DA	933	A	N1-C6-N6	6.35	122.41	118.60
23	BA	2312	U	C2-N1-C1'	6.34	125.31	117.70
1	AA	1432	G	N3-C4-N9	-6.34	122.19	126.00
23	BA	25	U	N3-C2-O2	6.34	126.64	122.20
23	BA	474	G	C8-N9-C4	-6.34	103.86	106.40
23	DA	148	C	N3-C4-C5	6.34	124.44	121.90
23	DA	2069	G	C8-N9-C4	6.34	108.94	106.40
23	BA	2487	G	N9-C4-C5	-6.34	102.86	105.40
1	CA	355	C	C6-N1-C2	-6.34	117.76	120.30
23	DA	1254	A	C6-N1-C2	-6.34	114.80	118.60
23	BA	1330	C	C5-C4-N4	-6.34	115.76	120.20
23	BA	2029	G	C5-C6-O6	-6.34	124.80	128.60
23	DA	1305	C	C5-C4-N4	-6.34	115.76	120.20
23	DA	2028	U	C5-C6-N1	-6.34	119.53	122.70
23	BA	1934	C	C6-N1-C2	6.33	122.83	120.30
1	CA	1003	G	C6-C5-N7	6.33	134.20	130.40
1	CA	1460	A	C6-C5-N7	6.33	136.73	132.30
23	DA	1956	U	N1-C2-N3	6.33	118.70	114.90
1	AA	1230	C	C5-C4-N4	-6.33	115.77	120.20
1	AA	1005	A	N7-C8-N9	6.33	116.97	113.80
24	BB	51	G	N9-C4-C5	-6.33	102.87	105.40
23	DA	768	G	C4-C5-C6	6.33	122.60	118.80
23	DA	2383	G	C8-N9-C1'	-6.33	118.77	127.00
23	BA	419	C	C6-N1-C2	6.33	122.83	120.30
23	BA	1792	G	C4-C5-N7	-6.33	108.27	110.80
1	AA	757	U	C2-N1-C1'	-6.32	110.11	117.70
23	BA	967	C	N3-C2-O2	-6.32	117.47	121.90
23	BA	1904	G	N1-C6-O6	-6.32	116.11	119.90
1	CA	1456	G	C8-N9-C1'	-6.32	118.78	127.00
23	DA	2501	C	C2-N1-C1'	-6.32	111.85	118.80
23	DA	1827	C	C6-N1-C2	-6.32	117.77	120.30
23	DA	2312	U	C5-C6-N1	6.32	125.86	122.70
1	AA	1315	U	C5-C6-N1	6.32	125.86	122.70
23	BA	1142(A)	A	C8-N9-C4	-6.32	103.27	105.80
23	DA	1248	G	N7-C8-N9	-6.32	109.94	113.10
23	BA	2092	U	C5-C6-N1	6.32	125.86	122.70
23	DA	2823	A	C6-C5-N7	-6.31	127.88	132.30
23	BA	42	G	C5-N7-C8	6.31	107.46	104.30

Continued on next page...

Continued from previous page...

Mol	Chain	Res	Type	Atoms	Z	Observed(°)	Ideal(°)
23	BA	456	C	N3-C2-O2	6.31	126.32	121.90
51	B7	3	ARG	NE-CZ-NH2	-6.31	117.14	120.30
23	DA	804	A	C6-N1-C2	-6.31	114.81	118.60
1	AA	107	G	C8-N9-C4	6.31	108.92	106.40
1	AA	1097	C	C6-N1-C2	-6.31	117.78	120.30
1	CA	777	A	C8-N9-C4	-6.31	103.28	105.80
23	BA	139	G	C8-N9-C4	-6.30	103.88	106.40
23	BA	2542	A	C2-N3-C4	6.30	113.75	110.60
23	DA	205	G	N3-C4-N9	6.30	129.78	126.00
23	DA	744	G	C4-C5-N7	-6.30	108.28	110.80
23	DA	2286	A	C4-C5-N7	6.30	113.85	110.70
1	AA	1373	G	C6-C5-N7	-6.30	126.62	130.40
23	BA	652(E)	G	N3-C2-N2	6.30	124.31	119.90
23	DA	194	G	N7-C8-N9	6.30	116.25	113.10
23	DA	1244	G	C5-C6-O6	-6.30	124.82	128.60
23	DA	2463	C	C5-C6-N1	-6.30	117.85	121.00
1	AA	1329	A	C5-C6-N6	6.30	128.74	123.70
23	BA	194	G	N3-C2-N2	-6.30	115.49	119.90
23	BA	2389	G	C5-C6-N1	-6.30	108.35	111.50
24	DB	54	G	C8-N9-C4	-6.30	103.88	106.40
23	BA	760	G	N1-C6-O6	6.30	123.68	119.90
23	BA	1602	U	C4-C5-C6	6.30	123.48	119.70
23	BA	2540	C	C2-N3-C4	-6.30	116.75	119.90
24	BB	77	U	C5-C4-O4	-6.30	122.12	125.90
1	AA	1063	C	N3-C2-O2	-6.30	117.49	121.90
23	BA	1028	A	N9-C4-C5	-6.30	103.28	105.80
23	DA	1660	C	C4-C5-C6	6.30	120.55	117.40
23	DA	2719	G	C8-N9-C4	6.30	108.92	106.40
23	BA	1992	G	N3-C4-C5	-6.29	125.45	128.60
23	BA	2726	U	N3-C2-O2	6.29	126.61	122.20
23	DA	1834	U	N1-C2-O2	6.29	127.21	122.80
1	AA	1249	C	C5-C6-N1	6.29	124.15	121.00
23	DA	330	A	C4-C5-N7	6.29	113.85	110.70
23	BA	1618	A	C2-N3-C4	6.29	113.75	110.60
23	BA	2372	G	N1-C6-O6	6.29	123.67	119.90
23	BA	142(A)	C	C6-N1-C2	6.29	122.82	120.30
23	DA	371	A	N1-C6-N6	6.29	122.37	118.60
23	BA	580	C	N3-C4-N4	6.29	122.40	118.00
23	BA	2071	A	C5-C6-N1	6.29	120.84	117.70
23	DA	2191	G	C6-C5-N7	-6.29	126.63	130.40
23	BA	272(H)	C	C2-N1-C1'	6.29	125.71	118.80
23	BA	1296	G	C5-C6-N1	6.29	114.64	111.50

Continued on next page...

Continued from previous page...

Mol	Chain	Res	Type	Atoms	Z	Observed(°)	Ideal(°)
23	BA	1519	G	C8-N9-C4	-6.29	103.89	106.40
23	DA	933	A	C6-C5-N7	-6.29	127.90	132.30
23	DA	1284	A	N9-C4-C5	-6.29	103.29	105.80
23	DA	1782	C	C6-N1-C2	6.29	122.81	120.30
23	BA	614	U	N1-C2-N3	6.28	118.67	114.90
23	BA	975	C	C5-C4-N4	6.28	124.60	120.20
23	BA	2031	A	C8-N9-C4	6.28	108.31	105.80
23	BA	2509	G	N3-C4-N9	6.28	129.77	126.00
23	DA	19	C	N1-C2-O2	-6.28	115.13	118.90
23	DA	1955	U	N3-C4-O4	-6.28	115.00	119.40
23	DA	513	A	C5-C6-N1	6.28	120.84	117.70
23	BA	1029	A	N9-C4-C5	-6.28	103.29	105.80
23	DA	2075	U	N3-C2-O2	-6.28	117.81	122.20
1	AA	1258	G	C5-C6-O6	6.28	132.37	128.60
23	DA	2123	G	N3-C4-N9	-6.28	122.23	126.00
23	DA	2446	G	C5-C6-O6	6.28	132.37	128.60
1	CA	1283	G	N9-C4-C5	6.28	107.91	105.40
1	CA	1279	A	N7-C8-N9	6.27	116.94	113.80
23	DA	2110	G	N3-C4-N9	6.27	129.76	126.00
3	AC	111	LEU	CA-CB-CG	6.27	129.73	115.30
23	BA	847	U	N3-C4-O4	-6.27	115.01	119.40
23	BA	1827	C	N1-C2-O2	6.27	122.66	118.90
1	CA	1387	G	N9-C4-C5	-6.27	102.89	105.40
23	DA	1125	G	N3-C4-C5	6.27	131.74	128.60
23	BA	2428	G	N1-C2-N2	-6.27	110.56	116.20
1	CA	1029	C	C6-N1-C2	-6.27	117.79	120.30
1	AA	1303	C	C5-C6-N1	6.27	124.14	121.00
1	CA	997	U	C2-N3-C4	6.27	130.76	127.00
1	CA	1519	A	C8-N9-C4	-6.27	103.29	105.80
23	DA	569	U	C5-C6-N1	-6.27	119.57	122.70
1	AA	351	G	N3-C4-C5	6.27	131.73	128.60
1	AA	398	C	N3-C4-C5	6.27	124.41	121.90
23	BA	2221	G	C8-N9-C4	-6.27	103.89	106.40
23	BA	2825	C	C4-C5-C6	6.27	120.53	117.40
1	CA	1031	G	N1-C2-N2	-6.27	110.56	116.20
23	DA	1023	U	N1-C2-N3	6.27	118.66	114.90
23	DA	1489	U	C5-C4-O4	6.27	129.66	125.90
23	BA	2253	G	N1-C6-O6	6.27	123.66	119.90
23	BA	92	A	N7-C8-N9	6.26	116.93	113.80
23	BA	2460	U	N3-C2-O2	-6.26	117.81	122.20
23	BA	146	G	C5-N7-C8	6.26	107.43	104.30
23	BA	2123	G	C8-N9-C1'	6.26	135.14	127.00

Continued on next page...

Continued from previous page...

Mol	Chain	Res	Type	Atoms	Z	Observed(°)	Ideal(°)
23	BA	933	A	C6-C5-N7	-6.26	127.92	132.30
23	DA	272(C)	G	C8-N9-C4	6.26	108.90	106.40
23	BA	73	A	N1-C2-N3	6.26	132.43	129.30
23	DA	418	G	C6-C5-N7	-6.26	126.64	130.40
23	DA	1205	U	C5-C6-N1	-6.26	119.57	122.70
1	AA	1293	G	C6-N1-C2	6.26	128.85	125.10
1	AA	1224	G	C8-N9-C1'	6.26	135.13	127.00
23	BA	2070	G	N1-C2-N3	6.26	127.65	123.90
23	BA	2620	C	C6-N1-C2	6.26	122.80	120.30
1	CA	372	C	N1-C2-O2	6.26	122.65	118.90
23	DA	24	G	C5-C6-O6	-6.26	124.85	128.60
23	BA	2123	G	C4-N9-C1'	-6.25	118.37	126.50
23	DA	2502	G	N1-C2-N2	-6.25	110.57	116.20
23	DA	2648	C	C6-N1-C2	6.25	122.80	120.30
1	AA	1361	G	C8-N9-C4	-6.25	103.90	106.40
23	BA	784	A	N9-C4-C5	6.25	108.30	105.80
23	BA	2816	C	C6-N1-C2	-6.25	117.80	120.30
23	BA	473	G	N1-C2-N2	-6.25	110.58	116.20
23	DA	194	G	N1-C2-N3	6.25	127.65	123.90
1	AA	1357	A	N7-C8-N9	6.25	116.92	113.80
1	AA	1037	C	C5-C6-N1	6.24	124.12	121.00
23	BA	58	G	N1-C6-O6	-6.24	116.15	119.90
23	BA	763	G	N1-C6-O6	-6.24	116.15	119.90
23	BA	2473	U	C6-N1-C1'	-6.24	112.46	121.20
23	BA	122	G	N1-C6-O6	6.24	123.64	119.90
23	DA	686	G	N1-C2-N2	-6.24	110.58	116.20
23	BA	129	C	N3-C2-O2	6.24	126.27	121.90
23	BA	1582	C	C5-C6-N1	-6.24	117.88	121.00
1	CA	1151	A	C5-C6-N6	6.24	128.69	123.70
23	DA	546	C	C5-C6-N1	6.24	124.12	121.00
23	DA	777	A	C4-C5-C6	6.24	120.12	117.00
23	DA	802	A	N9-C4-C5	6.24	108.30	105.80
23	DA	1204	A	C1'-O4'-C4'	-6.24	104.91	109.90
1	AA	1028	C	C5-C6-N1	6.23	124.12	121.00
24	BB	101	G	C4-C5-N7	6.23	113.29	110.80
23	DA	1637	A	N9-C4-C5	6.23	108.29	105.80
23	BA	1981	A	N1-C6-N6	-6.23	114.86	118.60
1	CA	357	G	C5-C6-N1	6.23	114.61	111.50
1	CA	397	A	C8-N9-C4	-6.23	103.31	105.80
23	BA	1939	U	N3-C4-C5	6.23	118.34	114.60
1	AA	1247	U	C2-N3-C4	6.23	130.74	127.00
23	DA	1125	G	C5-C6-N1	-6.23	108.39	111.50

Continued on next page...

Continued from previous page...

Mol	Chain	Res	Type	Atoms	Z	Observed(°)	Ideal(°)
23	BA	1253	A	N1-C6-N6	-6.23	114.86	118.60
23	BA	961	C	C5-C6-N1	-6.22	117.89	121.00
23	DA	2675	A	C2-N3-C4	-6.22	107.49	110.60
23	BA	1710	C	C6-N1-C2	6.22	122.79	120.30
23	DA	271(S)	G	C5-C6-N1	-6.22	108.39	111.50
1	AA	345	C	C2-N1-C1'	6.22	125.64	118.80
23	BA	1137	G	N3-C2-N2	6.22	124.25	119.90
23	BA	1777	U	N3-C4-O4	6.22	123.75	119.40
23	BA	2062	A	C6-C5-N7	-6.22	127.95	132.30
23	DA	791	C	C4-C5-C6	6.22	120.51	117.40
1	AA	1278	U	N1-C2-O2	6.21	127.15	122.80
23	BA	2494	G	N7-C8-N9	6.21	116.21	113.10
23	DA	1779	U	C6-N1-C2	6.21	124.73	121.00
23	DA	528	A	C4-C5-C6	-6.21	113.89	117.00
23	BA	1620	G	C6-C5-N7	6.21	134.13	130.40
23	BA	2344	U	C2-N3-C4	6.21	130.73	127.00
1	AA	697	U	C2-N1-C1'	-6.21	110.25	117.70
1	AA	572	A	C8-N9-C4	6.21	108.28	105.80
23	DA	1022	G	C4-N9-C1'	-6.21	118.43	126.50
23	BA	470	A	N7-C8-N9	6.20	116.90	113.80
23	BA	1955	U	C2-N3-C4	-6.20	123.28	127.00
23	BA	2103	C	C5-C4-N4	6.20	124.54	120.20
1	CA	53	A	N1-C6-N6	-6.20	114.88	118.60
23	DA	1602	U	C4-C5-C6	6.20	123.42	119.70
23	BA	2245	U	C5-C6-N1	-6.20	119.60	122.70
23	DA	1638	C	C5-C6-N1	-6.20	117.90	121.00
23	BA	616	G	C8-N9-C4	6.20	108.88	106.40
23	BA	1403	C	C4-C5-C6	6.20	120.50	117.40
1	AA	517	G	C8-N9-C4	-6.20	103.92	106.40
23	BA	2287	A	N3-C4-C5	6.20	131.14	126.80
23	DA	234	C	C6-N1-C2	-6.20	117.82	120.30
23	DA	1782	C	C5-C6-N1	-6.20	117.90	121.00
23	DA	2822	G	C8-N9-C4	6.20	108.88	106.40
1	CA	150	C	C6-N1-C2	-6.20	117.82	120.30
23	DA	39	C	C5-C6-N1	-6.19	117.90	121.00
1	AA	1235	U	C5-C6-N1	6.19	125.80	122.70
23	BA	1698	A	C4-C5-N7	6.19	113.80	110.70
23	BA	1805	U	N3-C2-O2	-6.19	117.86	122.20
23	BA	1956	U	N1-C2-O2	-6.19	118.47	122.80
23	DA	1238	G	C5-C6-O6	-6.19	124.88	128.60
23	DA	1628	G	C8-N9-C1'	-6.19	118.95	127.00
23	DA	2894	G	C8-N9-C4	-6.19	103.92	106.40

Continued on next page...

Continued from previous page...

Mol	Chain	Res	Type	Atoms	Z	Observed(°)	Ideal(°)
23	BA	1196	C	C2-N3-C4	-6.19	116.81	119.90
23	DA	19	C	C2-N3-C4	-6.19	116.81	119.90
23	BA	53	A	C8-N9-C4	-6.19	103.32	105.80
24	DB	63	G	C8-N9-C4	6.19	108.88	106.40
1	AA	910	C	C5-C6-N1	-6.19	117.91	121.00
1	AA	932	C	N1-C2-O2	6.19	122.61	118.90
23	BA	1042	G	C5-C6-O6	-6.19	124.89	128.60
23	BA	1310	G	N1-C6-O6	6.19	123.61	119.90
23	BA	1368	G	N3-C4-C5	-6.19	125.51	128.60
23	BA	1488	G	N7-C8-N9	6.19	116.19	113.10
23	DA	2124	G	C6-N1-C2	6.19	128.81	125.10
23	DA	2322	A	C5-N7-C8	6.19	106.99	103.90
23	BA	2273	A	C5-C6-N1	6.19	120.79	117.70
23	BA	2322	A	N3-C4-C5	-6.19	122.47	126.80
23	DA	209	C	C6-N1-C2	6.18	122.77	120.30
23	BA	422	A	N1-C2-N3	6.18	132.39	129.30
23	DA	567	A	N1-C6-N6	6.18	122.31	118.60
23	DA	2433	A	N9-C4-C5	-6.18	103.33	105.80
23	BA	2432	A	C8-N9-C4	6.18	108.27	105.80
23	BA	802	A	C8-N9-C4	-6.18	103.33	105.80
23	BA	1107	G	N7-C8-N9	6.18	116.19	113.10
23	BA	1954	G	C5-C6-N1	-6.18	108.41	111.50
23	BA	2415	G	C5-C6-O6	-6.18	124.89	128.60
23	BA	2873	A	C8-N9-C4	-6.18	103.33	105.80
24	DB	30	C	C2-N1-C1'	6.18	125.60	118.80
1	AA	1153	C	N3-C4-N4	-6.18	113.68	118.00
23	DA	527	C	N3-C2-O2	-6.18	117.58	121.90
1	AA	1443	G	C5-C6-N1	6.17	114.59	111.50
23	BA	839	U	N3-C4-C5	-6.17	110.90	114.60
23	BA	2107	C	C6-N1-C1'	6.17	128.21	120.80
23	DA	1762	A	N7-C8-N9	6.17	116.89	113.80
23	BA	567	A	C5-N7-C8	-6.17	100.81	103.90
23	DA	595	C	C6-N1-C2	6.17	122.77	120.30
23	DA	2497	A	C6-N1-C2	-6.17	114.90	118.60
1	AA	1223	C	C2-N3-C4	6.17	122.98	119.90
1	AA	1224	G	N3-C4-N9	-6.17	122.30	126.00
23	BA	468	G	C2-N3-C4	-6.17	108.82	111.90
23	BA	2343	C	N1-C2-O2	-6.17	115.20	118.90
23	BA	645	C	N3-C2-O2	-6.16	117.59	121.90
23	BA	106	C	C5-C6-N1	6.16	124.08	121.00
1	CA	1068	G	C8-N9-C4	-6.16	103.94	106.40
23	BA	2359	C	C6-N1-C2	-6.16	117.84	120.30

Continued on next page...

Continued from previous page...

Mol	Chain	Res	Type	Atoms	Z	Observed(°)	Ideal(°)
23	DA	463	G	N9-C4-C5	6.16	107.86	105.40
23	DA	491	G	N1-C6-O6	-6.16	116.20	119.90
23	BA	528	A	C4-N9-C1'	-6.16	115.22	126.30
23	BA	1351	C	C5-C4-N4	-6.16	115.89	120.20
23	BA	1771	C	N3-C4-N4	-6.16	113.69	118.00
1	CA	52	G	C5-C6-O6	6.16	132.29	128.60
23	DA	1204	A	C4-N9-C1'	6.16	137.38	126.30
23	BA	673	C	C5-C4-N4	-6.16	115.89	120.20
23	BA	2739	U	C4-C5-C6	6.16	123.39	119.70
23	BA	2825	C	N3-C4-C5	-6.16	119.44	121.90
23	DA	2033	A	C6-N1-C2	-6.16	114.91	118.60
1	AA	28	G	N1-C6-O6	6.15	123.59	119.90
23	DA	1954	G	N3-C4-N9	-6.15	122.31	126.00
23	DA	2287	A	N1-C6-N6	6.15	122.29	118.60
29	DH	127	GLU	C-N-CD	6.15	141.32	128.40
24	BB	104	U	C6-N1-C2	6.15	124.69	121.00
23	DA	527	C	C6-N1-C2	-6.15	117.84	120.30
23	DA	2123	G	C4-N9-C1'	-6.15	118.50	126.50
1	AA	1177	G	N7-C8-N9	6.15	116.18	113.10
1	CA	1056	U	C5-C4-O4	6.15	129.59	125.90
23	DA	272(H)	C	C2-N1-C1'	6.15	125.56	118.80
23	DA	815	C	C2-N3-C4	-6.15	116.83	119.90
23	DA	1254	A	N1-C2-N3	6.15	132.38	129.30
23	BA	2239	G	N1-C2-N2	-6.15	110.67	116.20
23	BA	1129	A	N9-C4-C5	6.15	108.26	105.80
26	BE	111	ARG	NE-CZ-NH2	-6.15	117.23	120.30
23	DA	131	G	C8-N9-C4	6.15	108.86	106.40
23	DA	183	C	C6-N1-C2	6.15	122.76	120.30
23	DA	2062	A	N1-C6-N6	6.15	122.29	118.60
23	DA	2473	U	C6-N1-C1'	-6.15	112.59	121.20
23	BA	2186	G	C6-N1-C2	6.15	128.79	125.10
23	BA	2383	G	N3-C4-N9	6.15	129.69	126.00
23	DA	764	A	C5-N7-C8	-6.15	100.83	103.90
23	BA	1222	C	N1-C2-O2	-6.14	115.21	118.90
1	AA	836	G	N1-C6-O6	6.14	123.58	119.90
23	BA	445	C	C5-C6-N1	6.14	124.07	121.00
1	CA	995	C	C2-N1-C1'	6.14	125.56	118.80
23	DA	1823	G	C8-N9-C4	-6.14	103.94	106.40
23	DA	2031	A	C4-C5-N7	6.14	113.77	110.70
23	BA	445	C	C2-N3-C4	6.14	122.97	119.90
23	DA	1493	C	C6-N1-C1'	-6.14	113.43	120.80
23	BA	1024	G	N1-C6-O6	-6.14	116.22	119.90

Continued on next page...

Continued from previous page...

Mol	Chain	Res	Type	Atoms	Z	Observed(°)	Ideal(°)
23	DA	128	C	C6-N1-C2	6.14	122.75	120.30
1	AA	355	C	C6-N1-C2	-6.14	117.85	120.30
23	BA	386	G	N7-C8-N9	6.14	116.17	113.10
23	BA	760	G	N3-C2-N2	-6.14	115.61	119.90
23	BA	1779	U	C6-N1-C1'	6.14	129.79	121.20
1	CA	1276	G	N3-C4-N9	6.14	129.68	126.00
1	CA	1364	U	N3-C2-O2	-6.14	117.90	122.20
23	DA	2823	A	C5-N7-C8	-6.14	100.83	103.90
1	AA	1184	G	C8-N9-C4	-6.13	103.95	106.40
23	DA	1488	G	C4-N9-C1'	6.13	134.47	126.50
23	BA	2430	A	C6-N1-C2	-6.13	114.92	118.60
23	DA	1429	G	C8-N9-C1'	-6.13	119.03	127.00
23	DA	2186	G	C5-C6-O6	6.13	132.28	128.60
23	BA	121	G	C4-C5-N7	6.13	113.25	110.80
23	BA	1338	G	N1-C6-O6	-6.13	116.22	119.90
1	CA	1277	C	N3-C4-C5	-6.13	119.45	121.90
23	DA	1142(A)	A	C5-C6-N1	-6.13	114.63	117.70
23	DA	683	C	N3-C4-C5	6.13	124.35	121.90
1	AA	1174	G	C4-N9-C1'	-6.13	118.53	126.50
23	BA	114	U	C2-N1-C1'	6.13	125.05	117.70
23	BA	2075	U	C2-N3-C4	-6.13	123.32	127.00
23	BA	2107	C	C2-N1-C1'	-6.13	112.06	118.80
27	DF	89	VAL	O-C-N	-6.13	112.90	122.70
23	BA	668	G	C2-N3-C4	-6.13	108.84	111.90
23	BA	1358	G	N1-C2-N2	-6.13	110.69	116.20
23	BA	1829	A	N1-C6-N6	-6.13	114.92	118.60
23	BA	2519	U	C5-C4-O4	-6.13	122.22	125.90
23	DA	1445(A)	C	C6-N1-C2	-6.13	117.85	120.30
23	DA	1637	A	C5-C6-N6	6.13	128.60	123.70
23	BA	399	G	C8-N9-C4	6.12	108.85	106.40
23	BA	1689	A	C8-N9-C4	-6.12	103.35	105.80
23	DA	2015	A	C8-N9-C4	6.12	108.25	105.80
23	BA	1779	U	C6-N1-C2	6.12	124.67	121.00
23	BA	2548	G	C4-C5-N7	-6.12	108.35	110.80
23	BA	2581	G	N1-C6-O6	-6.12	116.23	119.90
23	DA	987	G	N9-C4-C5	6.12	107.85	105.40
1	AA	203	U	C5-C6-N1	6.12	125.76	122.70
23	BA	240	G	N7-C8-N9	-6.12	110.04	113.10
23	BA	1797	C	N1-C2-O2	-6.12	115.23	118.90
23	BA	2025	C	N3-C4-N4	-6.12	113.72	118.00
23	DA	2540	C	C6-N1-C2	6.12	122.75	120.30
23	BA	115	C	N3-C4-N4	6.12	122.28	118.00

Continued on next page...

Continued from previous page...

Mol	Chain	Res	Type	Atoms	Z	Observed(°)	Ideal(°)
23	BA	445	C	C6-N1-C2	-6.12	117.85	120.30
23	BA	563	G	C4-C5-N7	6.12	113.25	110.80
23	BA	817	C	C5-C6-N1	6.12	124.06	121.00
23	BA	2239	G	C5-C6-O6	6.12	132.27	128.60
23	BA	1007	C	C2-N3-C4	-6.12	116.84	119.90
23	BA	146	G	N7-C8-N9	-6.11	110.04	113.10
23	BA	864	G	C8-N9-C4	-6.11	103.95	106.40
23	BA	1698	A	N7-C8-N9	6.11	116.86	113.80
23	BA	2063	C	N3-C4-N4	6.11	122.28	118.00
23	BA	2319	G	N7-C8-N9	6.11	116.16	113.10
23	BA	2728	U	N1-C2-O2	-6.11	118.52	122.80
23	DA	669	G	C5-N7-C8	6.11	107.36	104.30
23	BA	1186	G	C2-N3-C4	-6.11	108.84	111.90
1	CA	766	A	N1-C6-N6	6.11	122.27	118.60
1	AA	1329	A	C6-N1-C2	6.11	122.27	118.60
23	BA	791	C	N3-C2-O2	-6.11	117.62	121.90
23	BA	2006	C	C5-C6-N1	6.11	124.06	121.00
23	DA	684	G	C8-N9-C4	-6.11	103.96	106.40
23	DA	1966	A	N9-C4-C5	-6.11	103.36	105.80
23	BA	2848	G	C5-C6-O6	6.11	132.26	128.60
23	DA	1128	A	C5-C6-N6	-6.11	118.81	123.70
23	BA	1279	G	C8-N9-C4	-6.11	103.96	106.40
23	BA	1305	C	C2-N3-C4	-6.11	116.85	119.90
23	BA	1698	A	N1-C6-N6	6.11	122.27	118.60
23	BA	2316	C	C5-C6-N1	6.11	124.05	121.00
23	BA	2371	G	N9-C4-C5	-6.11	102.96	105.40
23	BA	776	G	N1-C2-N3	6.11	127.56	123.90
23	BA	1773	A	C6-N1-C2	-6.11	114.94	118.60
23	BA	1937	A	C8-N9-C4	6.11	108.24	105.80
1	CA	1044	A	N1-C6-N6	-6.11	114.94	118.60
23	DA	1575	C	C6-N1-C2	6.11	122.74	120.30
23	BA	577	G	C5-C6-O6	-6.10	124.94	128.60
24	BB	86	G	C8-N9-C4	6.10	108.84	106.40
23	DA	1325	G	C6-N1-C2	-6.10	121.44	125.10
23	DA	1339	G	C8-N9-C4	-6.10	103.96	106.40
23	DA	2505	G	N3-C2-N2	6.10	124.17	119.90
35	BR	1	MET	CG-SD-CE	-6.10	90.44	100.20
43	DZ	151	HIS	N-CA-C	6.10	127.47	111.00
1	AA	354	G	N3-C4-C5	-6.10	125.55	128.60
23	BA	494	G	C8-N9-C4	-6.10	103.96	106.40
23	BA	2067	G	N7-C8-N9	6.10	116.15	113.10
23	DA	187	G	C4-C5-N7	6.10	113.24	110.80

Continued on next page...

Continued from previous page...

Mol	Chain	Res	Type	Atoms	Z	Observed(°)	Ideal(°)
23	DA	351	G	C8-N9-C4	6.10	108.84	106.40
23	DA	2151	G	C5-C6-O6	-6.10	124.94	128.60
23	BA	573	G	C6-N1-C2	-6.10	121.44	125.10
23	BA	756	C	N3-C4-C5	-6.10	119.46	121.90
23	DA	836	G	N1-C6-O6	-6.10	116.24	119.90
1	AA	1204	A	C5-C6-N6	6.09	128.58	123.70
1	AA	1287	A	N1-C2-N3	6.09	132.35	129.30
23	DA	1025	G	C8-N9-C4	-6.09	103.96	106.40
23	DA	2064	C	C6-N1-C2	6.09	122.74	120.30
23	DA	2174	C	C2-N3-C4	6.09	122.95	119.90
23	BA	36	G	N1-C6-O6	-6.09	116.24	119.90
23	BA	658	C	N1-C2-O2	6.09	122.56	118.90
23	BA	2091	U	N3-C2-O2	-6.09	117.94	122.20
23	BA	2719	G	C4-C5-N7	6.09	113.24	110.80
1	AA	820	U	N1-C2-O2	-6.09	118.54	122.80
23	BA	2318	G	N3-C4-C5	-6.09	125.56	128.60
23	BA	2620	C	C5-C6-N1	-6.09	117.96	121.00
23	BA	2723	C	C5-C6-N1	-6.09	117.96	121.00
23	DA	2472	G	C8-N9-C4	-6.09	103.97	106.40
23	BA	2296	U	C1'-O4'-C4'	-6.09	105.03	109.90
1	CA	895	G	N1-C6-O6	6.09	123.55	119.90
1	CA	1456	G	N3-C4-C5	-6.09	125.56	128.60
23	DA	2244	U	N1-C2-N3	6.08	118.55	114.90
23	BA	1180	C	C6-N1-C2	6.08	122.73	120.30
1	AA	89	C	C2-N1-C1'	6.08	125.49	118.80
23	BA	806	C	N3-C4-C5	6.08	124.33	121.90
1	AA	365	U	C5-C6-N1	-6.08	119.66	122.70
23	BA	531	C	N3-C2-O2	6.07	126.15	121.90
23	BA	1004	C	N1-C2-O2	-6.07	115.26	118.90
1	CA	500	G	N1-C6-O6	-6.07	116.26	119.90
23	DA	2452	C	N3-C4-N4	6.07	122.25	118.00
23	BA	121	G	C6-C5-N7	-6.07	126.76	130.40
23	BA	186	G	C8-N9-C4	6.07	108.83	106.40
23	BA	391	G	C6-C5-N7	-6.07	126.76	130.40
23	BA	2306	C	C6-N1-C1'	-6.07	113.51	120.80
23	DA	512	G	N1-C6-O6	-6.07	116.26	119.90
23	DA	2091	U	C5-C4-O4	6.07	129.54	125.90
23	BA	2123	G	C6-C5-N7	6.07	134.04	130.40
23	BA	154(A)	C	N1-C2-O2	6.07	122.54	118.90
23	BA	2239	G	N3-C2-N2	6.07	124.15	119.90
23	BA	2447	G	C6-N1-C2	-6.07	121.46	125.10
23	BA	186	G	C5-C6-O6	-6.07	124.96	128.60

Continued on next page...

Continued from previous page...

Mol	Chain	Res	Type	Atoms	Z	Observed(°)	Ideal(°)
23	BA	1633	G	C6-C5-N7	-6.07	126.76	130.40
23	BA	2730	C	N1-C2-O2	6.07	122.54	118.90
23	BA	27	G	N1-C2-N2	6.06	121.66	116.20
23	BA	1245	G	N1-C6-O6	-6.06	116.26	119.90
23	BA	2372	G	N3-C2-N2	-6.06	115.66	119.90
1	CA	1242	C	C2-N3-C4	6.06	122.93	119.90
23	BA	1827	C	C5-C4-N4	6.06	124.44	120.20
23	BA	2504	U	N3-C4-O4	-6.06	115.16	119.40
1	CA	346	G	N3-C2-N2	6.06	124.14	119.90
1	CA	1030	C	C2-N1-C1'	6.06	125.47	118.80
23	BA	2699	C	C5-C4-N4	-6.06	115.96	120.20
23	DA	743	G	N1-C6-O6	-6.06	116.26	119.90
23	DA	2619	C	C6-N1-C2	6.06	122.72	120.30
23	DA	2683	C	C6-N1-C2	-6.06	117.88	120.30
1	AA	1349	A	N7-C8-N9	6.06	116.83	113.80
23	BA	645	C	C2-N1-C1'	6.06	125.46	118.80
23	DA	823	G	C8-N9-C4	-6.06	103.98	106.40
23	DA	2463	C	N3-C2-O2	6.06	126.14	121.90
1	AA	1290	G	C5-C6-O6	-6.06	124.97	128.60
23	BA	1558	A	N1-C6-N6	6.05	122.23	118.60
23	BA	2062	A	C4-C5-N7	6.05	113.73	110.70
23	BA	2375	G	C5-C6-N1	6.05	114.53	111.50
1	AA	1308	U	N3-C4-C5	-6.05	110.97	114.60
23	BA	1377	G	N3-C4-C5	-6.05	125.57	128.60
1	AA	1198	G	N9-C4-C5	6.05	107.82	105.40
23	BA	145	G	N7-C8-N9	-6.05	110.07	113.10
23	BA	2826	A	C5-N7-C8	6.05	106.93	103.90
23	DA	2458	G	N3-C2-N2	-6.05	115.67	119.90
23	BA	272(B)	G	C8-N9-C4	6.05	108.82	106.40
23	BA	2592	G	N3-C4-C5	-6.05	125.58	128.60
23	BA	613	G	N3-C2-N2	-6.05	115.67	119.90
23	DA	1790	C	C5-C4-N4	-6.05	115.97	120.20
23	DA	2444	G	N3-C2-N2	-6.05	115.67	119.90
23	BA	145	G	C8-N9-C4	6.04	108.82	106.40
23	BA	1373	A	C5-N7-C8	6.04	106.92	103.90
24	BB	6	C	N3-C4-C5	6.04	124.32	121.90
23	DA	2335	A	C4-C5-C6	-6.04	113.98	117.00
23	BA	446	G	N3-C2-N2	-6.04	115.67	119.90
23	BA	1602	U	N3-C2-O2	-6.04	117.97	122.20
1	CA	1484	C	N3-C4-C5	6.04	124.32	121.90
23	DA	1222	C	N1-C2-O2	-6.04	115.27	118.90
1	AA	1302	U	N1-C2-O2	6.04	127.03	122.80

Continued on next page...

Continued from previous page...

Mol	Chain	Res	Type	Atoms	Z	Observed(°)	Ideal(°)
23	BA	799	G	C8-N9-C4	-6.04	103.98	106.40
23	BA	807	U	C4-C5-C6	6.04	123.32	119.70
23	BA	1327	C	N1-C2-O2	-6.04	115.28	118.90
23	BA	1977	A	C8-N9-C4	6.04	108.22	105.80
23	DA	241	A	C2-N3-C4	-6.04	107.58	110.60
23	DA	1830	C	N3-C4-C5	6.04	124.32	121.90
23	DA	2195	C	N1-C2-O2	-6.04	115.28	118.90
1	AA	1308	U	C2-N3-C4	6.04	130.62	127.00
23	BA	1955	U	N3-C4-O4	-6.04	115.17	119.40
23	BA	2094	G	C8-N9-C4	-6.04	103.98	106.40
23	BA	2335	A	N9-C4-C5	-6.04	103.38	105.80
23	BA	591	C	C5-C6-N1	-6.04	117.98	121.00
24	BB	18	G	C5-C6-O6	-6.04	124.98	128.60
1	AA	982	U	C6-N1-C2	-6.04	117.38	121.00
1	AA	1518	A	N1-C6-N6	-6.04	114.98	118.60
23	BA	518	G	C5-C6-N1	-6.04	108.48	111.50
23	BA	558	G	C5-C6-O6	6.04	132.22	128.60
23	DA	143	G	N3-C4-C5	6.04	131.62	128.60
23	DA	2253	G	C5-C6-N1	-6.04	108.48	111.50
23	BA	217	G	C5-C6-O6	-6.03	124.98	128.60
23	DA	1605	C	N1-C2-N3	6.03	123.42	119.20
27	DF	89	VAL	CA-C-N	6.03	130.47	117.20
23	BA	1417	C	C6-N1-C2	6.03	122.71	120.30
23	BA	2342	C	C5-C4-N4	-6.03	115.98	120.20
23	DA	92	A	N7-C8-N9	6.03	116.82	113.80
23	DA	463	G	C5-C6-O6	6.03	132.22	128.60
23	DA	1926	U	N1-C2-N3	6.03	118.52	114.90
23	BA	1652	A	C8-N9-C4	-6.03	103.39	105.80
23	DA	2607	G	N3-C4-N9	6.03	129.62	126.00
1	CA	766	A	N9-C4-C5	-6.03	103.39	105.80
1	CA	1456	G	N3-C4-N9	6.03	129.62	126.00
23	DA	1934	C	C5-C6-N1	-6.03	117.98	121.00
1	AA	172	A	C8-N9-C4	-6.03	103.39	105.80
23	BA	652(E)	G	C6-N1-C2	6.03	128.72	125.10
23	BA	775	G	N3-C2-N2	6.03	124.12	119.90
23	BA	1762	A	C2-N3-C4	6.03	113.61	110.60
23	BA	2371	G	C8-N9-C4	6.03	108.81	106.40
1	CA	1032	G	C5-C6-N1	-6.03	108.49	111.50
23	BA	1804	C	C5-C6-N1	6.03	124.01	121.00
23	DA	1488	G	N3-C4-C5	-6.03	125.59	128.60
23	BA	694	U	N3-C2-O2	-6.02	117.98	122.20
23	BA	1253	A	C6-C5-N7	6.02	136.52	132.30

Continued on next page...

Continued from previous page...

Mol	Chain	Res	Type	Atoms	Z	Observed(°)	Ideal(°)
23	BA	2271	G	N1-C6-O6	-6.02	116.29	119.90
1	CA	1121	U	C5-C6-N1	6.02	125.71	122.70
23	DA	248	G	C8-N9-C4	-6.02	103.99	106.40
23	DA	1049	C	C5-C6-N1	6.02	124.01	121.00
23	BA	1403	C	C2-N3-C4	-6.02	116.89	119.90
23	BA	1934	C	N1-C2-O2	6.02	122.51	118.90
23	BA	476	G	C5-C6-N1	-6.02	108.49	111.50
1	CA	1395	C	C5-C6-N1	6.02	124.01	121.00
1	AA	526	C	C6-N1-C2	-6.01	117.89	120.30
23	BA	17	G	N9-C4-C5	-6.01	103.00	105.40
23	BA	26	G	N7-C8-N9	6.01	116.11	113.10
23	BA	975	C	N3-C2-O2	-6.01	117.69	121.90
23	DA	141	A	C2-N3-C4	-6.01	107.59	110.60
23	DA	2607	G	C4-C5-C6	6.01	122.41	118.80
23	DA	2710	C	C4-C5-C6	6.01	120.41	117.40
23	DA	265	A	C5-N7-C8	-6.01	100.89	103.90
23	BA	1567	A	C8-N9-C4	-6.01	103.39	105.80
23	BA	2067	G	N9-C4-C5	6.01	107.80	105.40
23	BA	2440	C	C2-N1-C1'	-6.01	112.19	118.80
1	CA	995	C	C5-C6-N1	6.01	124.01	121.00
23	DA	1352	U	N3-C2-O2	-6.01	117.99	122.20
23	DA	2253	G	C6-C5-N7	-6.01	126.79	130.40
23	BA	32	C	N3-C2-O2	-6.01	117.69	121.90
24	BB	118	G	C8-N9-C4	6.01	108.80	106.40
23	DA	1786	A	C5-C6-N6	6.01	128.51	123.70
23	BA	472	A	C8-N9-C4	-6.01	103.40	105.80
1	AA	1432	G	C5-C6-N1	-6.01	108.50	111.50
1	CA	37	U	N3-C2-O2	-6.01	118.00	122.20
23	DA	62	C	C6-N1-C2	6.01	122.70	120.30
23	DA	398	G	N1-C6-O6	6.01	123.50	119.90
23	DA	2052	G	N3-C2-N2	-6.01	115.69	119.90
23	BA	1192	G	C4-C5-N7	-6.00	108.40	110.80
23	DA	141	A	C5-C6-N1	-6.00	114.70	117.70
23	DA	673	C	C6-N1-C2	6.00	122.70	120.30
23	BA	1008	C	N3-C4-C5	-6.00	119.50	121.90
24	BB	30	C	C6-N1-C2	-6.00	117.90	120.30
23	DA	1200	C	N1-C2-O2	-6.00	115.30	118.90
43	BZ	151	HIS	N-CA-C	6.00	127.20	111.00
23	DA	583	G	C2-N3-C4	-6.00	108.90	111.90
23	DA	2031	A	C5-C6-N6	-6.00	118.90	123.70
23	BA	563	G	C5-N7-C8	-6.00	101.30	104.30
23	BA	2182	G	N3-C4-N9	-6.00	122.40	126.00

Continued on next page...

Continued from previous page...

Mol	Chain	Res	Type	Atoms	Z	Observed(°)	Ideal(°)
23	BA	2258	C	N3-C4-N4	6.00	122.20	118.00
23	DA	1992	G	C2-N3-C4	6.00	114.90	111.90
23	DA	2504	U	N3-C4-C5	6.00	118.20	114.60
23	BA	1381	G	C8-N9-C4	-5.99	104.00	106.40
23	BA	2060	A	N1-C6-N6	-5.99	115.00	118.60
23	BA	1383	C	N3-C4-N4	5.99	122.19	118.00
23	BA	2018	G	N7-C8-N9	5.99	116.09	113.10
23	DA	31	C	C5-C4-N4	-5.99	116.01	120.20
24	DB	55	U	C6-N1-C2	-5.99	117.41	121.00
23	DA	839	U	C2-N3-C4	5.99	130.59	127.00
23	DA	2110	G	C4-N9-C1'	5.99	134.29	126.50
1	AA	1120	G	N1-C2-N2	5.99	121.59	116.20
23	BA	766	C	C4-C5-C6	5.99	120.39	117.40
23	BA	1328	G	C6-N1-C2	-5.99	121.51	125.10
23	DA	1539	G	C4-N9-C1'	5.99	134.28	126.50
1	AA	893	C	N1-C2-O2	5.99	122.49	118.90
23	BA	377	C	C5-C6-N1	-5.99	118.01	121.00
23	BA	1344	G	N3-C2-N2	-5.99	115.71	119.90
23	BA	1692	U	N1-C2-N3	5.99	118.49	114.90
23	BA	1937	A	N7-C8-N9	-5.99	110.81	113.80
23	DA	179	G	C8-N9-C4	5.99	108.79	106.40
23	DA	2252	G	N7-C8-N9	-5.99	110.11	113.10
23	BA	1107	G	C5-N7-C8	-5.98	101.31	104.30
23	DA	679	C	N1-C2-O2	-5.98	115.31	118.90
23	DA	2332	U	C5-C6-N1	-5.98	119.71	122.70
23	BA	1151	G	N3-C2-N2	-5.98	115.71	119.90
23	DA	2424	C	N1-C2-N3	5.98	123.39	119.20
1	CA	1442(B)	A	N1-C2-N3	5.98	132.29	129.30
23	DA	73	A	C8-N9-C4	-5.98	103.41	105.80
23	DA	1616	A	C2-N3-C4	-5.98	107.61	110.60
23	DA	2569	G	C6-N1-C2	-5.98	121.51	125.10
23	BA	512	G	N3-C2-N2	5.98	124.08	119.90
23	BA	2016	U	C4-C5-C6	5.98	123.29	119.70
1	CA	397	A	N9-C4-C5	5.98	108.19	105.80
1	CA	896	C	C6-N1-C2	5.98	122.69	120.30
10	CJ	90	LEU	C-N-CD	-5.98	107.45	120.60
23	DA	2324	C	C2-N3-C4	-5.98	116.91	119.90
1	CA	357	G	N1-C6-O6	-5.98	116.31	119.90
23	DA	1665	A	N1-C6-N6	-5.98	115.02	118.60
1	AA	1157	A	N1-C6-N6	-5.97	115.02	118.60
23	BA	729	G	N1-C6-O6	5.97	123.48	119.90
23	BA	1256	G	N1-C2-N2	-5.97	110.82	116.20

Continued on next page...

Continued from previous page...

Mol	Chain	Res	Type	Atoms	Z	Observed(°)	Ideal(°)
4	CD	12	CYS	CA-CB-SG	5.97	124.75	114.00
23	DA	1022	G	C6-C5-N7	5.97	133.99	130.40
23	DA	2886	G	N3-C4-C5	-5.97	125.61	128.60
23	BA	817	C	C6-N1-C2	-5.97	117.91	120.30
23	BA	1291	C	C5-C4-N4	5.97	124.38	120.20
23	DA	41	C	C6-N1-C2	5.97	122.69	120.30
23	DA	1782	C	C2-N3-C4	-5.97	116.91	119.90
1	AA	40	C	C6-N1-C2	5.97	122.69	120.30
23	BA	940	G	N3-C4-C5	-5.97	125.61	128.60
1	CA	1038	C	C6-N1-C2	-5.97	117.91	120.30
23	DA	53	A	C4-C5-C6	5.97	119.98	117.00
23	DA	1617	C	C5-C6-N1	-5.97	118.02	121.00
1	AA	1174	G	C8-N9-C1'	5.97	134.76	127.00
1	AA	1373	G	C8-N9-C4	-5.97	104.01	106.40
23	BA	386	G	N3-C4-C5	-5.97	125.62	128.60
23	BA	620	G	C6-N1-C2	-5.97	121.52	125.10
23	BA	1255	U	C5-C4-O4	-5.97	122.32	125.90
23	BA	2105	C	C6-N1-C2	-5.97	117.91	120.30
23	DA	133	C	C6-N1-C2	5.97	122.69	120.30
1	AA	1158	C	C6-N1-C1'	-5.96	113.64	120.80
23	BA	2012	G	C4-C5-N7	5.96	113.19	110.80
1	CA	569	C	C6-N1-C2	-5.96	117.91	120.30
23	DA	27	G	N1-C2-N2	5.96	121.57	116.20
23	DA	269	U	C2-N1-C1'	5.96	124.86	117.70
23	DA	2024	G	C8-N9-C4	5.96	108.78	106.40
23	BA	2533	A	C8-N9-C4	5.96	108.19	105.80
23	BA	966	G	C5-C6-O6	5.96	132.18	128.60
23	BA	1659	U	N1-C2-N3	5.96	118.48	114.90
23	DA	2248	C	N3-C4-N4	-5.96	113.83	118.00
23	DA	474	G	C8-N9-C4	-5.96	104.02	106.40
23	BA	1811	G	C4-C5-N7	-5.95	108.42	110.80
23	BA	692	C	N1-C2-O2	-5.95	115.33	118.90
23	BA	613	G	N7-C8-N9	5.95	116.07	113.10
23	BA	614	U	C6-N1-C2	-5.95	117.43	121.00
23	BA	1203	G	C5-C6-O6	5.95	132.17	128.60
23	BA	2002	G	N7-C8-N9	5.95	116.07	113.10
23	BA	2683	C	C6-N1-C2	-5.95	117.92	120.30
23	BA	1780	A	N7-C8-N9	5.95	116.77	113.80
23	BA	1954	G	N1-C6-O6	5.95	123.47	119.90
23	DA	847	U	N1-C2-N3	5.95	118.47	114.90
23	DA	1609	A	N1-C6-N6	5.95	122.17	118.60
23	BA	31	C	N3-C4-C5	5.94	124.28	121.90

Continued on next page...

Continued from previous page...

Mol	Chain	Res	Type	Atoms	Z	Observed(°)	Ideal(°)
23	DA	2782	G	N1-C6-O6	-5.94	116.33	119.90
1	AA	1462	G	N3-C2-N2	-5.94	115.74	119.90
23	BA	671	C	C6-N1-C2	-5.94	117.92	120.30
23	BA	985	C	N3-C4-C5	5.94	124.28	121.90
23	BA	2498	C	C5-C6-N1	-5.94	118.03	121.00
23	DA	808	G	N3-C4-C5	-5.94	125.63	128.60
23	DA	1758	G	N1-C6-O6	5.94	123.47	119.90
23	DA	2259	G	N1-C6-O6	5.94	123.47	119.90
1	CA	1036	G	N3-C4-N9	5.94	129.56	126.00
23	DA	777	A	N3-C4-C5	-5.94	122.64	126.80
23	DA	2103	C	C5-C4-N4	5.94	124.36	120.20
23	DA	2069	G	C5-C6-O6	-5.94	125.04	128.60
23	DA	2828	C	N3-C2-O2	5.94	126.06	121.90
23	BA	154	G	C5-C6-O6	-5.94	125.04	128.60
23	BA	836	G	C5-C6-O6	5.94	132.16	128.60
23	BA	2886	G	C8-N9-C4	-5.94	104.03	106.40
23	BA	286	C	N3-C2-O2	-5.94	117.75	121.90
23	BA	567	A	C6-C5-N7	-5.94	128.14	132.30
1	AA	932	C	N3-C2-O2	-5.93	117.75	121.90
23	BA	265	A	N7-C8-N9	5.93	116.77	113.80
23	BA	294	A	C8-N9-C4	5.93	108.17	105.80
23	BA	572	A	C8-N9-C4	-5.93	103.43	105.80
23	BA	978	G	N9-C4-C5	-5.93	103.03	105.40
23	DA	2723	C	N3-C2-O2	-5.93	117.75	121.90
23	BA	60	G	N9-C4-C5	-5.93	103.03	105.40
23	BA	2306	C	C2-N3-C4	5.93	122.87	119.90
23	DA	205	G	N9-C4-C5	-5.93	103.03	105.40
23	DA	1789	A	N7-C8-N9	-5.93	110.83	113.80
23	DA	2290	G	C2-N3-C4	-5.93	108.93	111.90
23	BA	817	C	C4-C5-C6	-5.93	114.43	117.40
23	BA	1780	A	N9-C4-C5	5.93	108.17	105.80
23	BA	2024	G	N1-C6-O6	5.93	123.46	119.90
1	AA	1037	C	C2-N3-C4	5.93	122.86	119.90
23	BA	1022	G	C8-N9-C1'	5.93	134.71	127.00
1	CA	572	A	N7-C8-N9	-5.93	110.83	113.80
23	DA	191	A	C6-N1-C2	-5.93	115.04	118.60
23	DA	616	G	N9-C4-C5	-5.93	103.03	105.40
23	DA	2079	U	C4-C5-C6	5.93	123.26	119.70
23	DA	2329	G	N7-C8-N9	-5.93	110.14	113.10
23	BA	2110	G	C4-N9-C1'	5.93	134.21	126.50
1	AA	1432	G	N3-C4-C5	5.93	131.56	128.60
23	DA	2514	U	C5-C6-N1	-5.93	119.74	122.70

Continued on next page...

Continued from previous page...

Mol	Chain	Res	Type	Atoms	Z	Observed(°)	Ideal(°)
1	AA	1332	A	N3-C4-C5	-5.92	122.65	126.80
23	BA	1320	C	C5-C6-N1	-5.92	118.04	121.00
23	DA	1571	A	N1-C6-N6	-5.92	115.05	118.60
23	DA	546	C	C2-N1-C1'	5.92	125.31	118.80
23	DA	2028	U	N3-C4-C5	5.92	118.15	114.60
23	DA	2823	A	C4-C5-N7	5.92	113.66	110.70
23	BA	1324	G	C5-C6-O6	-5.92	125.05	128.60
23	DA	799	G	N1-C6-O6	-5.92	116.35	119.90
23	DA	2260	C	N1-C2-O2	-5.92	115.35	118.90
23	DA	2585	U	N3-C2-O2	-5.92	118.06	122.20
23	BA	748	G	N1-C6-O6	-5.92	116.35	119.90
23	BA	2699	C	C6-N1-C2	5.92	122.67	120.30
1	CA	993	G	N3-C4-N9	5.92	129.55	126.00
1	CA	1123	A	C8-N9-C4	-5.92	103.43	105.80
23	DA	766	C	N3-C4-C5	-5.92	119.53	121.90
23	DA	1027	A	C5-C6-N6	-5.92	118.97	123.70
23	DA	2110	G	C8-N9-C1'	-5.92	119.31	127.00
1	AA	1231	G	C5-C6-O6	5.92	132.15	128.60
23	BA	1606	G	N3-C2-N2	-5.92	115.76	119.90
1	AA	1124	G	N3-C4-N9	-5.91	122.45	126.00
23	BA	2586	C	N1-C2-O2	-5.91	115.35	118.90
23	BA	2638	G	N7-C8-N9	5.91	116.06	113.10
1	AA	1518	A	C5-C6-N6	5.91	128.43	123.70
23	BA	470	A	C5-N7-C8	-5.91	100.94	103.90
23	BA	1204	A	O4'-C1'-N9	5.91	112.93	108.20
23	BA	1349	A	N1-C6-N6	5.91	122.15	118.60
23	DA	2191	G	C4-C5-N7	5.91	113.16	110.80
23	BA	583	G	N1-C6-O6	5.91	123.44	119.90
1	CA	1326	C	C6-N1-C2	5.91	122.66	120.30
23	DA	329	G	C8-N9-C4	5.91	108.76	106.40
23	DA	1778	U	C4-C5-C6	5.91	123.25	119.70
23	BA	941	A	N7-C8-N9	5.91	116.75	113.80
23	BA	1495	A	C8-N9-C4	-5.91	103.44	105.80
1	CA	896	C	N3-C4-C5	5.91	124.26	121.90
23	DA	463	G	C8-N9-C1'	5.90	134.68	127.00
23	BA	1784	A	N7-C8-N9	-5.90	110.85	113.80
1	AA	1099	G	N1-C6-O6	5.90	123.44	119.90
23	BA	2043	C	C6-N1-C2	-5.90	117.94	120.30
1	CA	1041	A	C5-C6-N6	5.90	128.42	123.70
23	DA	330	A	N1-C2-N3	5.90	132.25	129.30
1	AA	1206	G	C5-C6-O6	5.90	132.14	128.60
1	AA	1220	G	C8-N9-C4	5.90	108.76	106.40

Continued on next page...

Continued from previous page...

Mol	Chain	Res	Type	Atoms	Z	Observed(°)	Ideal(°)
23	BA	319	C	C5-C6-N1	-5.90	118.05	121.00
23	BA	674	G	N7-C8-N9	5.90	116.05	113.10
23	BA	2447	G	C4-C5-C6	5.90	122.34	118.80
23	BA	801	G	C4-C5-N7	-5.90	108.44	110.80
23	BA	2816	C	C5-C6-N1	5.90	123.95	121.00
1	AA	944	G	N7-C8-N9	5.89	116.05	113.10
23	BA	805	G	C8-N9-C4	-5.89	104.04	106.40
23	BA	1008	C	C4-C5-C6	5.89	120.35	117.40
23	BA	2248	C	N1-C2-O2	-5.89	115.36	118.90
23	BA	2428	G	N1-C6-O6	-5.89	116.36	119.90
23	DA	2346	A	C5-C6-N6	5.89	128.41	123.70
23	BA	1307	A	N7-C8-N9	-5.89	110.85	113.80
23	BA	2592	G	C8-N9-C4	-5.89	104.04	106.40
1	CA	345	C	C6-N1-C1'	-5.89	113.73	120.80
1	CA	1519	A	N1-C6-N6	-5.89	115.06	118.60
23	DA	1566	A	C8-N9-C4	-5.89	103.44	105.80
23	DA	1835	G	N3-C4-C5	-5.89	125.65	128.60
23	DA	2319	G	C5-N7-C8	-5.89	101.35	104.30
1	AA	246	A	C8-N9-C4	5.89	108.16	105.80
23	BA	693	C	N3-C2-O2	-5.89	117.78	121.90
23	BA	1359	A	N9-C4-C5	5.89	108.16	105.80
23	DA	462	C	N3-C4-N4	-5.89	113.88	118.00
23	DA	1488	G	N7-C8-N9	5.89	116.05	113.10
23	DA	2042	A	C8-N9-C4	5.89	108.16	105.80
23	DA	2606	C	C6-N1-C2	5.89	122.66	120.30
23	BA	1367	A	C8-N9-C4	5.89	108.16	105.80
23	DA	56	A	N1-C6-N6	-5.89	115.07	118.60
23	DA	2098	U	C2-N3-C4	5.89	130.53	127.00
23	BA	2501	C	C6-N1-C2	5.89	122.66	120.30
23	BA	1131	G	C5-C6-O6	5.89	132.13	128.60
23	BA	1937	A	C5-N7-C8	5.89	106.84	103.90
23	DA	1275	A	C2-N3-C4	-5.89	107.66	110.60
23	BA	476	G	N3-C4-C5	5.88	131.54	128.60
23	BA	2823	A	C6-C5-N7	-5.88	128.18	132.30
1	AA	895	G	N1-C6-O6	5.88	123.43	119.90
23	DA	2569	G	N3-C4-N9	5.88	129.53	126.00
1	AA	1184	G	N9-C4-C5	5.88	107.75	105.40
23	BA	574	C	C5-C4-N4	5.88	124.32	120.20
23	BA	2661	G	N3-C4-N9	5.88	129.53	126.00
23	DA	2035	G	N9-C4-C5	5.88	107.75	105.40
23	DA	2203	U	C5-C6-N1	-5.88	119.76	122.70
23	DA	2733	A	C4-C5-N7	5.88	113.64	110.70

Continued on next page...

Continued from previous page...

Mol	Chain	Res	Type	Atoms	Z	Observed(°)	Ideal(°)
1	AA	968	A	C8-N9-C4	-5.88	103.45	105.80
7	AG	104	LEU	CA-CB-CG	5.88	128.82	115.30
23	BA	652(T)	C	C5-C4-N4	5.88	124.32	120.20
23	DA	509	C	C4-C5-C6	5.88	120.34	117.40
23	BA	532	A	C8-N9-C4	-5.88	103.45	105.80
23	BA	1207	C	N1-C2-O2	-5.88	115.37	118.90
23	BA	2715	C	C5-C6-N1	-5.88	118.06	121.00
23	DA	1190	G	N1-C2-N3	5.88	127.43	123.90
23	BA	688	U	N3-C4-O4	5.88	123.51	119.40
23	BA	1751	C	N3-C2-O2	5.88	126.01	121.90
23	DA	272(C)	G	N1-C6-O6	5.88	123.43	119.90
23	DA	768	G	C4-C5-N7	-5.88	108.45	110.80
23	DA	2719	G	N9-C4-C5	-5.88	103.05	105.40
23	BA	1296	G	C8-N9-C4	-5.88	104.05	106.40
23	BA	1336	A	N7-C8-N9	-5.88	110.86	113.80
23	BA	271(Y)	U	N1-C2-N3	5.87	118.42	114.90
23	BA	763	G	N3-C4-C5	-5.87	125.66	128.60
23	BA	2193	G	C5-C6-N1	-5.87	108.56	111.50
23	BA	2570	G	N3-C4-C5	5.87	131.54	128.60
23	DA	981	A	N7-C8-N9	-5.87	110.86	113.80
23	DA	1962	C	C5-C6-N1	5.87	123.94	121.00
23	DA	1980	G	C8-N9-C4	-5.87	104.05	106.40
23	DA	2346	A	C4-C5-N7	-5.87	107.76	110.70
23	BA	2038	G	C6-C5-N7	-5.87	126.88	130.40
1	CA	525	C	C5-C6-N1	5.87	123.94	121.00
23	BA	45	C	C6-N1-C2	-5.87	117.95	120.30
23	DA	2023	G	C5-C6-N1	5.87	114.44	111.50
1	AA	52	G	C8-N9-C4	-5.87	104.05	106.40
23	BA	205	G	N1-C2-N2	-5.87	110.92	116.20
23	BA	1488	G	C4-N9-C1'	5.87	134.13	126.50
23	DA	2755	C	N3-C4-N4	5.87	122.11	118.00
1	AA	1198	G	C6-C5-N7	5.87	133.92	130.40
23	BA	446	G	C6-C5-N7	-5.87	126.88	130.40
23	BA	1333	C	C4-C5-C6	-5.87	114.47	117.40
23	BA	1811	G	N3-C2-N2	-5.87	115.79	119.90
1	CA	1216	G	C8-N9-C1'	5.87	134.62	127.00
23	DA	125	G	N3-C2-N2	5.87	124.00	119.90
23	DA	1983	C	N1-C2-O2	-5.87	115.38	118.90
1	AA	1028	C	C5-C4-N4	-5.86	116.09	120.20
1	AA	1045	C	N1-C2-O2	5.86	122.42	118.90
23	BA	2383	G	C4-N9-C1'	5.86	134.12	126.50
23	BA	2079	U	C5-C6-N1	-5.86	119.77	122.70

Continued on next page...

Continued from previous page...

Mol	Chain	Res	Type	Atoms	Z	Observed(°)	Ideal(°)
23	BA	2280	G	C8-N9-C4	-5.86	104.06	106.40
23	BA	2283	C	N1-C2-O2	-5.86	115.38	118.90
23	BA	2380	C	C2-N3-C4	-5.86	116.97	119.90
23	DA	2682	U	C2-N1-C1'	5.86	124.73	117.70
1	AA	1384	C	C2-N3-C4	5.86	122.83	119.90
23	BA	2104	G	N9-C4-C5	-5.86	103.06	105.40
23	BA	650	C	C6-N1-C2	-5.86	117.96	120.30
23	BA	2459	A	C8-N9-C4	-5.86	103.46	105.80
23	DA	56	A	C4-C5-C6	-5.86	114.07	117.00
23	DA	1602	U	N1-C2-N3	5.86	118.41	114.90
23	DA	333	G	C5-C6-O6	-5.85	125.09	128.60
23	DA	1124	C	C6-N1-C2	5.85	122.64	120.30
23	BA	236	C	C5-C6-N1	-5.85	118.07	121.00
1	CA	1294	G	C8-N9-C1'	5.85	134.61	127.00
23	DA	513	A	C6-N1-C2	-5.85	115.09	118.60
23	BA	571	A	N1-C6-N6	5.85	122.11	118.60
23	BA	778	G	N3-C2-N2	5.85	124.00	119.90
23	BA	1121	C	C2-N3-C4	-5.85	116.97	119.90
1	AA	1293	G	N3-C4-C5	5.85	131.53	128.60
23	BA	1939	U	C5-C4-O4	-5.85	122.39	125.90
1	CA	39	G	N3-C4-C5	-5.85	125.67	128.60
23	DA	847	U	C6-N1-C1'	5.85	129.39	121.20
23	BA	270	A	C8-N9-C4	5.85	108.14	105.80
23	BA	1804	C	C4-C5-C6	-5.85	114.48	117.40
23	DA	914	C	N1-C2-O2	5.85	122.41	118.90
23	DA	2496	C	N3-C4-C5	5.85	124.24	121.90
23	BA	1784	A	C2-N3-C4	-5.85	107.68	110.60
1	CA	357	G	C6-N1-C2	-5.85	121.59	125.10
23	DA	2599	G	C4-C5-N7	-5.85	108.46	110.80
23	BA	2032	G	C5-N7-C8	5.84	107.22	104.30
23	DA	117	G	C8-N9-C4	5.84	108.74	106.40
23	DA	1286	A	C8-N9-C4	-5.84	103.46	105.80
23	DA	1493	C	N1-C2-O2	5.84	122.41	118.90
23	BA	509	C	N3-C2-O2	-5.84	117.81	121.90
23	BA	1372	U	C5-C4-O4	5.84	129.41	125.90
23	BA	1616	A	C5-C6-N6	-5.84	119.03	123.70
23	BA	2467	C	N3-C2-O2	-5.84	117.81	121.90
23	BA	527	C	C4-C5-C6	5.84	120.32	117.40
23	BA	647	G	N7-C8-N9	5.84	116.02	113.10
23	BA	1210	A	C4-C5-C6	5.84	119.92	117.00
23	DA	271(M)	G	N3-C4-C5	-5.84	125.68	128.60
23	DA	1665	A	N9-C4-C5	5.84	108.14	105.80

Continued on next page...

Continued from previous page...

Mol	Chain	Res	Type	Atoms	Z	Observed(°)	Ideal(°)
23	BA	516	C	N1-C2-N3	5.84	123.29	119.20
23	BA	1028	A	N1-C2-N3	-5.84	126.38	129.30
23	BA	2176	A	C6-N1-C2	5.84	122.10	118.60
1	AA	1469	G	C4-C5-N7	5.84	113.14	110.80
23	BA	1298	C	N3-C4-C5	5.84	124.23	121.90
23	BA	2253	G	C2-N3-C4	-5.84	108.98	111.90
23	BA	2383	G	N3-C2-N2	5.84	123.98	119.90
23	DA	2046	G	C5-C6-O6	-5.84	125.10	128.60
23	BA	1981	A	N9-C4-C5	5.83	108.13	105.80
23	DA	2318	G	C2-N3-C4	5.83	114.82	111.90
23	BA	2018	G	C5-N7-C8	-5.83	101.38	104.30
23	BA	2247	A	C2-N3-C4	-5.83	107.68	110.60
23	DA	1640	C	C5-C6-N1	5.83	123.92	121.00
23	DA	2306	C	C6-N1-C1'	-5.83	113.80	120.80
1	AA	399	G	C6-N1-C2	-5.83	121.60	125.10
1	AA	1386	G	C4-C5-N7	-5.83	108.47	110.80
23	BA	481	G	C8-N9-C4	-5.83	104.07	106.40
23	BA	1324	G	C6-N1-C2	-5.83	121.60	125.10
23	DA	768	G	N1-C2-N3	5.83	127.40	123.90
23	DA	2088	G	C2-N3-C4	-5.83	108.98	111.90
23	BA	310	A	C8-N9-C4	5.83	108.13	105.80
23	BA	2084	C	C4-C5-C6	5.83	120.31	117.40
23	BA	2545	G	N1-C6-O6	5.83	123.40	119.90
23	BA	2683	C	N1-C2-O2	5.83	122.40	118.90
1	CA	1093	A	C8-N9-C4	-5.83	103.47	105.80
23	DA	801	G	N1-C6-O6	-5.83	116.40	119.90
23	DA	2628	C	C6-N1-C2	5.83	122.63	120.30
1	AA	852	G	N3-C4-N9	-5.83	122.50	126.00
1	AA	1249	C	N3-C4-N4	5.83	122.08	118.00
23	BA	777	A	C8-N9-C4	-5.83	103.47	105.80
23	BA	570	G	N3-C4-N9	5.82	129.49	126.00
23	BA	2261	C	C6-N1-C2	-5.82	117.97	120.30
1	CA	1012	U	C6-N1-C2	-5.82	117.51	121.00
1	CA	1051	C	C5-C6-N1	5.82	123.91	121.00
23	DA	772	C	N3-C4-N4	5.82	122.08	118.00
23	DA	1954	G	N1-C2-N2	5.82	121.44	116.20
23	DA	2818	G	N1-C2-N3	5.82	127.39	123.90
23	BA	53	A	C4-C5-C6	5.82	119.91	117.00
23	DA	2387	U	C5-C6-N1	-5.82	119.79	122.70
23	BA	208	C	C5-C6-N1	-5.82	118.09	121.00
23	DA	1779	U	C6-N1-C1'	5.82	129.35	121.20
23	DA	2174	C	C6-N1-C2	-5.82	117.97	120.30

Continued on next page...

Continued from previous page...

Mol	Chain	Res	Type	Atoms	Z	Observed(°)	Ideal(°)
23	BA	751	A	C6-N1-C2	-5.82	115.11	118.60
23	DA	2439	A	N1-C6-N6	-5.82	115.11	118.60
1	AA	1027	C	C6-N1-C2	-5.82	117.97	120.30
23	BA	194	G	C2-N3-C4	-5.82	108.99	111.90
23	BA	381	G	C6-N1-C2	-5.82	121.61	125.10
3	CC	196	LEU	CA-CB-CG	5.82	128.68	115.30
14	CN	44	LEU	CA-CB-CG	5.82	128.68	115.30
1	AA	1016	A	N7-C8-N9	5.82	116.71	113.80
23	BA	70	G	N3-C2-N2	5.82	123.97	119.90
23	BA	2026	C	C4-C5-C6	5.82	120.31	117.40
23	BA	2497	A	C5-C6-N1	5.82	120.61	117.70
1	AA	79	G	C5-C6-O6	-5.81	125.11	128.60
23	BA	194	G	C5-N7-C8	5.81	107.21	104.30
23	BA	333	G	C4-N9-C1'	5.81	134.06	126.50
23	BA	1397	U	N3-C4-C5	5.81	118.09	114.60
1	CA	496	A	N1-C6-N6	-5.81	115.11	118.60
1	CA	766	A	C5-C6-N6	-5.81	119.05	123.70
1	CA	1429	C	C6-N1-C2	5.81	122.63	120.30
23	BA	2035	G	N3-C4-N9	-5.81	122.51	126.00
23	BA	2185	C	C5-C4-N4	5.81	124.27	120.20
23	BA	2297	C	N1-C2-O2	-5.81	115.41	118.90
23	BA	2628	C	C6-N1-C2	5.81	122.62	120.30
23	DA	1275	A	C8-N9-C4	5.81	108.12	105.80
1	AA	986	A	C5-C6-N6	-5.81	119.05	123.70
1	AA	1519	A	N9-C4-C5	5.81	108.12	105.80
1	AA	1224	G	N9-C4-C5	5.81	107.72	105.40
23	BA	122	G	C2-N3-C4	-5.81	109.00	111.90
23	BA	2200	C	C4-C5-C6	5.81	120.31	117.40
1	CA	977	A	C2-N3-C4	5.81	113.50	110.60
23	DA	1328	G	C5-C6-N1	5.81	114.41	111.50
23	DA	1997	G	C5-N7-C8	5.81	107.20	104.30
23	BA	1155	A	C8-N9-C4	-5.81	103.48	105.80
23	BA	1806	C	N3-C4-C5	-5.81	119.58	121.90
23	BA	1998	G	C5-C6-N1	-5.81	108.60	111.50
1	CA	54	C	C2-N3-C4	-5.81	117.00	119.90
23	DA	2719	G	N3-C2-N2	5.81	123.97	119.90
23	BA	53	A	N3-C4-C5	-5.81	122.74	126.80
23	BA	1129	A	N7-C8-N9	5.81	116.70	113.80
23	BA	34	C	C6-N1-C2	-5.80	117.98	120.30
23	BA	2057	A	C2-N3-C4	-5.80	107.70	110.60
23	BA	2501	C	C2-N1-C1'	-5.80	112.42	118.80
23	BA	2715	C	C2-N3-C4	-5.80	117.00	119.90

Continued on next page...

Continued from previous page...

Mol	Chain	Res	Type	Atoms	Z	Observed(°)	Ideal(°)
1	CA	770	C	N3-C4-C5	-5.80	119.58	121.90
23	DA	271(K)	U	N1-C2-O2	5.80	126.86	122.80
23	DA	2599	G	N1-C6-O6	-5.80	116.42	119.90
1	AA	1296	C	C6-N1-C1'	-5.80	113.84	120.80
23	BA	28	A	N1-C2-N3	-5.80	126.40	129.30
23	BA	2045	C	N3-C2-O2	-5.80	117.84	121.90
23	BA	2383	G	C8-N9-C1'	-5.80	119.46	127.00
23	BA	2441	C	N3-C2-O2	-5.80	117.84	121.90
23	DA	2017	U	N1-C2-N3	5.80	118.38	114.90
1	AA	1023	G	C6-C5-N7	-5.80	126.92	130.40
1	AA	1287	A	C8-N9-C4	-5.80	103.48	105.80
23	BA	62	C	C6-N1-C2	5.80	122.62	120.30
23	BA	2719	G	C4-C5-C6	-5.80	115.32	118.80
23	DA	2031	A	C6-C5-N7	-5.80	128.24	132.30
23	DA	2383	G	N3-C4-N9	5.80	129.48	126.00
24	BB	6	C	C2-N1-C1'	-5.80	112.42	118.80
23	DA	1124	C	N3-C2-O2	5.80	125.96	121.90
1	AA	1287	A	N7-C8-N9	5.80	116.70	113.80
24	DB	55	U	N3-C4-C5	-5.80	111.12	114.60
1	AA	573	A	N7-C8-N9	-5.80	110.90	113.80
1	AA	1302	U	C6-N1-C2	-5.80	117.52	121.00
1	CA	235	C	N1-C2-O2	5.80	122.38	118.90
1	CA	1518	A	C8-N9-C4	-5.80	103.48	105.80
1	AA	1307	U	C5-C6-N1	5.79	125.60	122.70
1	AA	1274	G	C5-C6-O6	-5.79	125.12	128.60
23	BA	94	C	C6-N1-C2	-5.79	117.98	120.30
23	BA	2258	C	C5-C4-N4	-5.79	116.14	120.20
1	CA	117	G	N3-C4-N9	5.79	129.48	126.00
23	DA	2062	A	C8-N9-C4	-5.79	103.48	105.80
24	DB	115	G	N9-C4-C5	-5.79	103.08	105.40
23	BA	1524	G	C5-C6-O6	5.79	132.07	128.60
1	CA	1502	A	N7-C8-N9	5.79	116.70	113.80
23	DA	1329	U	N1-C2-N3	5.79	118.38	114.90
1	AA	1120	G	N3-C2-N2	-5.79	115.85	119.90
1	AA	1062	U	N1-C2-O2	5.79	126.85	122.80
23	BA	118	A	C2-N3-C4	5.79	113.49	110.60
23	BA	1977	A	C2-N3-C4	-5.79	107.70	110.60
23	BA	2273	A	C5-C6-N6	-5.79	119.07	123.70
23	DA	2519	U	C5-C6-N1	-5.79	119.81	122.70
23	BA	480	A	C8-N9-C4	-5.79	103.48	105.80
1	CA	867	G	N3-C4-C5	-5.79	125.71	128.60
23	DA	1112	G	N3-C4-C5	5.79	131.49	128.60

Continued on next page...

Continued from previous page...

Mol	Chain	Res	Type	Atoms	Z	Observed(°)	Ideal(°)
23	DA	2021	C	N1-C2-O2	-5.79	115.43	118.90
1	CA	1460	A	N7-C8-N9	-5.79	110.91	113.80
23	DA	2434	A	C2-N3-C4	-5.79	107.71	110.60
23	DA	2840	C	N3-C4-C5	5.79	124.21	121.90
23	BA	1489	U	C5-C4-O4	5.78	129.37	125.90
23	DA	1259	G	C5-C6-O6	5.78	132.07	128.60
1	AA	1023	G	C5-N7-C8	-5.78	101.41	104.30
23	DA	698	C	C5-C4-N4	-5.78	116.15	120.20
23	DA	2070	G	N1-C6-O6	-5.78	116.43	119.90
1	AA	1460	A	C6-C5-N7	5.78	136.34	132.30
23	BA	62	C	C2-N3-C4	-5.78	117.01	119.90
1	CA	973	G	C5-C6-O6	-5.78	125.13	128.60
1	CA	1197	G	N3-C4-C5	-5.78	125.71	128.60
23	DA	23	G	N1-C6-O6	-5.78	116.43	119.90
23	DA	1328	G	N9-C4-C5	-5.78	103.09	105.40
23	BA	129	C	C6-N1-C2	5.78	122.61	120.30
23	DA	664	C	C5-C6-N1	-5.78	118.11	121.00
23	DA	1597	A	C8-N9-C4	-5.78	103.49	105.80
23	DA	1678	G	C8-N9-C4	-5.78	104.09	106.40
23	DA	2296	U	C1'-O4'-C4'	-5.78	105.28	109.90
23	BA	1186	G	C8-N9-C4	5.78	108.71	106.40
23	BA	2394	C	N1-C2-O2	-5.78	115.44	118.90
23	DA	74	A	C8-N9-C4	-5.78	103.49	105.80
23	DA	253	C	N1-C2-O2	-5.78	115.44	118.90
23	DA	2682	U	N3-C2-O2	-5.78	118.16	122.20
23	BA	1656	C	C6-N1-C2	-5.77	117.99	120.30
23	BA	2111	C	C6-N1-C2	-5.77	117.99	120.30
1	CA	1283	G	N1-C2-N2	5.77	121.40	116.20
23	DA	669	G	N7-C8-N9	-5.77	110.21	113.10
23	DA	864	G	C8-N9-C4	-5.77	104.09	106.40
1	AA	1053	G	N1-C6-O6	5.77	123.36	119.90
1	AA	1151	A	C4-C5-N7	-5.77	107.81	110.70
24	BB	120	A	C5-C6-N6	5.77	128.32	123.70
23	DA	1813	G	N3-C4-C5	-5.77	125.71	128.60
23	DA	2191	G	N1-C6-O6	5.77	123.36	119.90
23	DA	2441	C	C2-N3-C4	-5.77	117.01	119.90
23	DA	2607	G	C6-C5-N7	-5.77	126.94	130.40
23	BA	195	A	C6-N1-C2	-5.77	115.14	118.60
23	BA	694	U	N1-C2-O2	5.77	126.84	122.80
23	DA	194	G	C6-C5-N7	-5.77	126.94	130.40
23	DA	197	A	C5-C6-N6	-5.77	119.08	123.70
23	BA	2069	G	C6-N1-C2	-5.77	121.64	125.10

Continued on next page...

Continued from previous page...

Mol	Chain	Res	Type	Atoms	Z	Observed(°)	Ideal(°)
24	DB	49	C	N3-C2-O2	5.77	125.94	121.90
1	AA	944	G	C8-N9-C4	-5.76	104.09	106.40
23	BA	1977	A	C5-C6-N1	-5.76	114.82	117.70
23	DA	272(B)	G	C8-N9-C4	5.76	108.71	106.40
23	DA	672	C	C4-C5-C6	5.76	120.28	117.40
1	AA	345	C	N1-C2-N3	-5.76	115.17	119.20
23	BA	1809	A	N1-C6-N6	-5.76	115.14	118.60
23	DA	27	G	C4-C5-N7	-5.76	108.50	110.80
23	BA	333	G	C8-N9-C4	-5.76	104.10	106.40
23	BA	2873	A	N1-C6-N6	-5.76	115.14	118.60
1	CA	1356	G	C8-N9-C4	-5.76	104.10	106.40
23	DA	1775	U	C5-C6-N1	-5.76	119.82	122.70
1	AA	576	G	C4-N9-C1'	5.76	133.98	126.50
1	AA	836	G	C5-C6-O6	-5.76	125.15	128.60
23	BA	495	G	N7-C8-N9	-5.76	110.22	113.10
23	BA	533	G	C8-N9-C4	-5.76	104.10	106.40
1	CA	359	U	C2-N3-C4	-5.76	123.55	127.00
1	CA	1237	C	C6-N1-C2	-5.76	118.00	120.30
23	DA	260	G	C2-N3-C4	-5.76	109.02	111.90
23	DA	391	G	C8-N9-C1'	-5.76	119.52	127.00
23	DA	1429	G	C4-N9-C1'	5.76	133.98	126.50
23	DA	2028	U	N3-C4-O4	-5.76	115.37	119.40
23	BA	19	C	N3-C4-C5	-5.75	119.60	121.90
23	BA	1925	C	N1-C2-O2	-5.75	115.45	118.90
23	BA	2123	G	N3-C4-N9	-5.75	122.55	126.00
1	CA	1044	A	C6-N1-C2	5.75	122.05	118.60
23	DA	185	U	C2-N3-C4	-5.75	123.55	127.00
23	BA	1024	G	N3-C2-N2	5.75	123.93	119.90
23	BA	1817	G	N9-C4-C5	-5.75	103.10	105.40
23	BA	2075	U	N1-C2-N3	5.75	118.35	114.90
23	BA	2236	C	N1-C2-O2	-5.75	115.45	118.90
23	BA	2616	C	C6-N1-C2	-5.75	118.00	120.30
1	CA	1527	C	C6-N1-C2	5.75	122.60	120.30
23	DA	85	G	N1-C2-N3	5.75	127.35	123.90
23	DA	1128	A	N7-C8-N9	-5.75	110.92	113.80
23	DA	1327	C	C6-N1-C2	-5.75	118.00	120.30
23	DA	2079	U	C5-C6-N1	-5.75	119.82	122.70
23	DA	2253	G	C5-C6-O6	-5.75	125.15	128.60
23	DA	2563	U	C5-C6-N1	-5.75	119.82	122.70
23	BA	488	G	N1-C2-N3	5.75	127.35	123.90
23	BA	2318	G	C8-N9-C4	-5.75	104.10	106.40
24	BB	31	C	C2-N1-C1'	-5.75	112.47	118.80

Continued on next page...

Continued from previous page...

Mol	Chain	Res	Type	Atoms	Z	Observed(°)	Ideal(°)
23	DA	2700	C	C5-C4-N4	-5.75	116.17	120.20
23	BA	1194	A	C2-N3-C4	-5.75	107.72	110.60
23	BA	2069	G	N3-C4-C5	-5.75	125.73	128.60
1	CA	357	G	N3-C4-C5	-5.75	125.72	128.60
23	DA	658	C	N3-C2-O2	-5.75	117.88	121.90
23	BA	1154	G	N3-C4-C5	-5.75	125.73	128.60
23	BA	1938	A	C4-C5-C6	5.75	119.87	117.00
23	DA	1204	A	N9-C4-C5	-5.75	103.50	105.80
23	DA	2075	U	N1-C2-N3	5.75	118.35	114.90
23	DA	2123	G	N9-C4-C5	5.75	107.70	105.40
23	BA	671	C	N1-C2-O2	5.74	122.35	118.90
23	BA	2832	U	N3-C2-O2	5.74	126.22	122.20
23	BA	205	G	N3-C4-C5	-5.74	125.73	128.60
23	BA	25	U	N1-C2-O2	-5.74	118.78	122.80
23	BA	60	G	N1-C6-O6	5.74	123.34	119.90
23	BA	1395	A	C8-N9-C4	5.74	108.10	105.80
23	BA	1984	G	C8-N9-C4	-5.74	104.10	106.40
1	CA	1397	C	C2-N1-C1'	5.74	125.11	118.80
23	DA	2271	G	N3-C4-N9	5.74	129.44	126.00
23	DA	2690	C	N1-C2-O2	-5.74	115.45	118.90
23	BA	785	G	N3-C4-N9	-5.74	122.56	126.00
23	BA	2271	G	N3-C4-N9	5.74	129.44	126.00
1	CA	910	C	N3-C4-C5	5.74	124.20	121.90
23	DA	472	A	N9-C4-C5	5.74	108.10	105.80
23	DA	1760	A	C5-C6-N6	5.74	128.29	123.70
23	BA	209	C	C2-N3-C4	-5.74	117.03	119.90
23	BA	530	G	C6-C5-N7	5.74	133.84	130.40
1	AA	1296	C	N1-C2-O2	5.74	122.34	118.90
1	CA	1030(B)	C	C2-N1-C1'	5.74	125.11	118.80
23	DA	1938	A	N1-C6-N6	5.74	122.04	118.60
49	D5	19	ARG	NE-CZ-NH1	-5.74	117.43	120.30
1	AA	1038	C	C6-N1-C1'	-5.73	113.92	120.80
23	DA	2062	A	C5-N7-C8	-5.73	101.03	103.90
23	DA	2307	G	C8-N9-C4	-5.73	104.11	106.40
23	BA	928	G	C6-C5-N7	-5.73	126.96	130.40
23	BA	2718	G	C8-N9-C4	-5.73	104.11	106.40
23	BA	655	A	C2-N3-C4	-5.73	107.74	110.60
1	AA	1047	G	C6-N1-C2	5.73	128.54	125.10
23	DA	1558	A	C5-C6-N1	-5.73	114.84	117.70
23	DA	2262	U	N3-C2-O2	5.73	126.21	122.20
23	DA	2570	G	N3-C4-N9	-5.73	122.56	126.00
23	DA	751	A	C4-C5-C6	5.72	119.86	117.00

Continued on next page...

Continued from previous page...

Mol	Chain	Res	Type	Atoms	Z	Observed(°)	Ideal(°)
23	DA	2113	U	C5-C6-N1	5.72	125.56	122.70
23	DA	2808	U	C6-N1-C2	5.72	124.44	121.00
23	BA	1600	C	N1-C2-N3	5.72	123.21	119.20
23	BA	2306	C	C5-C6-N1	5.72	123.86	121.00
23	DA	176	G	C8-N9-C4	-5.72	104.11	106.40
1	CA	161	A	C8-N9-C4	-5.72	103.51	105.80
1	CA	1030	C	N1-C2-N3	-5.72	115.20	119.20
24	DB	101	G	C4-C5-N7	5.72	113.09	110.80
23	BA	469	G	C8-N9-C4	-5.72	104.11	106.40
23	BA	687	C	C6-N1-C2	5.72	122.59	120.30
23	DA	1365	A	C4-C5-N7	5.72	113.56	110.70
23	BA	1809	A	C8-N9-C4	-5.72	103.51	105.80
23	BA	2301	C	C6-N1-C2	-5.72	118.01	120.30
23	BA	2730	C	N3-C2-O2	-5.72	117.90	121.90
1	CA	1502	A	C6-C5-N7	-5.72	128.30	132.30
23	DA	741	G	N3-C2-N2	5.72	123.90	119.90
23	DA	777	A	C6-N1-C2	-5.72	115.17	118.60
23	DA	2556	C	N1-C2-O2	-5.72	115.47	118.90
23	DA	2611	U	N1-C2-N3	5.72	118.33	114.90
1	CA	689	C	C6-N1-C2	-5.71	118.01	120.30
1	CA	1294	G	C4-N9-C1'	-5.71	119.07	126.50
1	AA	346	G	C4-C5-C6	5.71	122.23	118.80
13	AM	96	LEU	CA-CB-CG	5.71	128.44	115.30
23	BA	186	G	N1-C6-O6	5.71	123.33	119.90
23	BA	1814	G	N3-C4-C5	-5.71	125.74	128.60
23	BA	59	U	C2-N1-C1'	5.71	124.55	117.70
23	BA	2728	U	C5-C4-O4	-5.71	122.47	125.90
23	DA	777	A	C5-C6-N6	5.71	128.27	123.70
23	DA	1030	G	C4-C5-N7	5.71	113.08	110.80
23	DA	2088	G	N1-C2-N3	5.71	127.33	123.90
24	DB	54	G	C8-N9-C1'	5.71	134.43	127.00
1	AA	1397	C	C5-C6-N1	5.71	123.86	121.00
23	BA	563	G	C5-C6-N1	5.71	114.36	111.50
23	BA	1806	C	N1-C2-O2	-5.71	115.47	118.90
23	BA	97	C	N3-C2-O2	-5.71	117.90	121.90
23	BA	205	G	C8-N9-C4	5.71	108.68	106.40
23	BA	476	G	C2-N3-C4	-5.71	109.05	111.90
23	BA	521	G	C8-N9-C4	-5.71	104.12	106.40
23	BA	740	U	C5-C6-N1	-5.71	119.85	122.70
23	DA	1939	U	N3-C4-C5	5.71	118.03	114.60
23	DA	2239	G	C5-N7-C8	5.71	107.16	104.30
23	BA	1805	U	N1-C2-N3	5.71	118.32	114.90

Continued on next page...

Continued from previous page...

Mol	Chain	Res	Type	Atoms	Z	Observed(°)	Ideal(°)
23	DA	1825	A	C6-N1-C2	-5.71	115.18	118.60
23	BA	966	G	C4-C5-N7	-5.71	108.52	110.80
23	DA	2590	A	N1-C6-N6	-5.71	115.18	118.60
23	BA	951	C	N3-C4-C5	5.70	124.18	121.90
23	BA	1563	G	C4-C5-N7	5.70	113.08	110.80
23	BA	2447	G	N3-C4-C5	-5.70	125.75	128.60
23	DA	2791	C	C6-N1-C2	-5.70	118.02	120.30
23	DA	1204	A	O4'-C1'-N9	5.70	112.76	108.20
23	BA	1253	A	C5-C6-N6	5.70	128.26	123.70
23	BA	2841	C	C6-N1-C2	-5.70	118.02	120.30
23	DA	2104	G	N3-C4-N9	5.70	129.42	126.00
23	DA	2560	C	N3-C4-C5	5.70	124.18	121.90
1	AA	943	U	C5-C4-O4	-5.70	122.48	125.90
23	BA	73	A	C8-N9-C4	-5.70	103.52	105.80
23	BA	1027	A	C5-C6-N6	-5.70	119.14	123.70
23	BA	1332	G	N3-C4-C5	-5.70	125.75	128.60
23	BA	1677	A	C2-N3-C4	-5.70	107.75	110.60
23	BA	2705	A	N1-C6-N6	5.70	122.02	118.60
24	BB	61	G	C8-N9-C4	-5.70	104.12	106.40
23	DA	97	C	N3-C4-N4	-5.70	114.01	118.00
23	BA	1606	G	N1-C6-O6	5.70	123.32	119.90
1	AA	1343	G	C4-C5-N7	-5.70	108.52	110.80
1	CA	1031	G	C8-N9-C4	5.70	108.68	106.40
23	DA	2894	G	N7-C8-N9	5.70	115.95	113.10
23	BA	462	C	C6-N1-C2	-5.69	118.02	120.30
23	BA	1505	C	C6-N1-C2	-5.69	118.02	120.30
23	BA	1582	C	C6-N1-C2	5.69	122.58	120.30
23	DA	1047	G	C6-C5-N7	-5.69	126.98	130.40
23	DA	1315	C	C2-N3-C4	-5.69	117.05	119.90
23	DA	1563	G	N9-C4-C5	-5.69	103.12	105.40
1	AA	243	A	C2-N3-C4	5.69	113.45	110.60
23	BA	2880	C	C6-N1-C2	-5.69	118.02	120.30
23	BA	2885	C	N1-C2-O2	5.69	122.31	118.90
23	DA	794	G	C4-C5-N7	-5.69	108.52	110.80
23	DA	2490	G	C8-N9-C4	5.69	108.68	106.40
1	AA	1198	G	C8-N9-C1'	5.69	134.40	127.00
23	BA	592	G	N3-C4-C5	-5.69	125.75	128.60
23	BA	2307	G	N7-C8-N9	5.69	115.95	113.10
23	BA	2358	G	C5-C6-O6	5.69	132.01	128.60
1	CA	442	C	C6-N1-C2	-5.69	118.02	120.30
1	CA	1037	C	C6-N1-C2	-5.69	118.02	120.30
23	DA	444	C	C6-N1-C2	5.69	122.58	120.30

Continued on next page...

Continued from previous page...

Mol	Chain	Res	Type	Atoms	Z	Observed(°)	Ideal(°)
23	BA	2359	C	N1-C2-N3	5.69	123.18	119.20
26	BE	111	ARG	NE-CZ-NH1	5.69	123.14	120.30
23	BA	1623	G	C6-N1-C2	-5.69	121.69	125.10
23	BA	2079	U	C4-C5-C6	5.69	123.11	119.70
23	BA	2082	A	N1-C2-N3	5.69	132.14	129.30
23	DA	788	A	C4-C5-C6	5.69	119.84	117.00
23	DA	985	C	C6-N1-C2	5.69	122.58	120.30
23	DA	2012	G	C4-C5-N7	5.69	113.08	110.80
23	DA	2306	C	C2-N3-C4	5.69	122.74	119.90
23	DA	2427	C	N1-C2-O2	-5.69	115.49	118.90
23	DA	45	C	C5-C6-N1	-5.69	118.16	121.00
1	AA	807	A	C8-N9-C4	-5.68	103.53	105.80
23	BA	2319	G	C2-N3-C4	-5.68	109.06	111.90
32	BO	8	LEU	CA-CB-CG	5.68	128.38	115.30
1	CA	1123	A	C6-N1-C2	-5.68	115.19	118.60
23	DA	1107	G	N3-C4-C5	-5.68	125.76	128.60
23	BA	575	A	C4-C5-C6	5.68	119.84	117.00
23	BA	1488	G	N3-C4-C5	-5.68	125.76	128.60
23	BA	2341	G	N3-C2-N2	5.68	123.88	119.90
23	BA	2723	C	N3-C4-N4	-5.68	114.02	118.00
23	DA	2883	A	N1-C6-N6	5.68	122.01	118.60
1	AA	1302	U	C2-N1-C1'	5.68	124.51	117.70
1	AA	1440	C	C6-N1-C2	5.68	122.57	120.30
23	BA	129	C	N3-C4-C5	5.68	124.17	121.90
23	BA	186	G	N7-C8-N9	-5.68	110.26	113.10
23	BA	763	G	C5-C6-O6	5.68	132.01	128.60
23	BA	1045	A	C8-N9-C4	5.68	108.07	105.80
23	BA	1415	U	C5-C6-N1	-5.68	119.86	122.70
23	BA	2104	G	N3-C4-N9	5.68	129.41	126.00
23	DA	154	G	C5-C6-O6	-5.68	125.19	128.60
23	DA	2383	G	C4-N9-C1'	5.68	133.88	126.50
23	BA	2503	A	N1-C2-N3	-5.68	126.46	129.30
23	BA	2737	G	N3-C2-N2	-5.68	115.92	119.90
23	BA	1204	A	C1'-O4'-C4'	-5.68	105.36	109.90
23	DA	267	C	C5-C6-N1	-5.68	118.16	121.00
23	DA	1966	A	N1-C2-N3	-5.68	126.46	129.30
23	DA	2365	G	C5-C6-N1	5.68	114.34	111.50
1	AA	1322	C	C5-C6-N1	5.67	123.84	121.00
23	BA	2001	A	C8-N9-C4	-5.67	103.53	105.80
23	DA	788	A	N1-C6-N6	5.67	122.00	118.60
23	DA	2508	G	C6-C5-N7	5.67	133.81	130.40
23	BA	2713	A	C5-C6-N6	-5.67	119.16	123.70

Continued on next page...

Continued from previous page...

Mol	Chain	Res	Type	Atoms	Z	Observed(°)	Ideal(°)
23	BA	978	G	N1-C2-N2	-5.67	111.10	116.20
51	B7	41	ARG	NE-CZ-NH2	-5.67	117.46	120.30
1	CA	1519	A	C4-C5-N7	-5.67	107.86	110.70
23	BA	412	A	C2-N3-C4	-5.67	107.77	110.60
23	BA	780	G	N1-C6-O6	5.67	123.30	119.90
23	DA	1307	A	C8-N9-C4	5.67	108.07	105.80
23	BA	2181	G	C5-C6-O6	5.67	132.00	128.60
1	CA	1259	C	C5-C6-N1	5.67	123.83	121.00
23	DA	1022	G	N3-C2-N2	-5.67	115.93	119.90
23	DA	1313	U	C2-N1-C1'	5.67	124.50	117.70
23	BA	983	A	C5-C6-N6	5.67	128.23	123.70
23	DA	2191	G	N3-C4-N9	5.67	129.40	126.00
23	BA	512	G	C5-C6-O6	5.66	132.00	128.60
23	BA	674	G	C6-C5-N7	-5.66	127.00	130.40
23	BA	1660	C	N3-C2-O2	-5.66	117.94	121.90
23	BA	2287	A	C5-N7-C8	-5.66	101.07	103.90
23	BA	2862	G	N7-C8-N9	-5.66	110.27	113.10
23	BA	2883	A	N7-C8-N9	5.66	116.63	113.80
1	CA	53	A	C5-C6-N6	5.66	128.23	123.70
23	DA	1023	U	N3-C4-O4	-5.66	115.44	119.40
1	CA	1036	G	C6-C5-N7	-5.66	127.00	130.40
23	BA	668	G	N3-C2-N2	5.66	123.86	119.90
23	DA	2789	C	C6-N1-C2	5.66	122.56	120.30
1	AA	50	A	N9-C4-C5	-5.66	103.54	105.80
23	BA	425	G	N1-C2-N2	-5.66	111.11	116.20
23	BA	1139	G	C5-C6-O6	-5.66	125.20	128.60
23	BA	1971	A	C2-N3-C4	5.66	113.43	110.60
23	DA	2287	A	C4-C5-N7	5.66	113.53	110.70
23	BA	569	U	C5-C6-N1	-5.66	119.87	122.70
23	BA	1796	U	C5-C6-N1	-5.66	119.87	122.70
23	BA	1817	G	C2-N3-C4	-5.66	109.07	111.90
23	DA	2151	G	N1-C6-O6	5.66	123.29	119.90
23	BA	59	U	N3-C2-O2	-5.66	118.24	122.20
23	BA	2181	G	N3-C2-N2	5.66	123.86	119.90
23	BA	2377	A	C2-N3-C4	-5.66	107.77	110.60
23	BA	2741	A	C8-N9-C4	5.66	108.06	105.80
1	CA	852	G	N3-C4-N9	-5.66	122.61	126.00
1	CA	1254	C	C5-C6-N1	5.66	123.83	121.00
23	DA	1329	U	N1-C2-O2	-5.66	118.84	122.80
23	DA	2503	A	C6-C5-N7	-5.66	128.34	132.30
1	CA	989	C	C2-N3-C4	5.65	122.73	119.90
1	CA	1029	C	N3-C2-O2	-5.65	117.94	121.90

Continued on next page...

Continued from previous page...

Mol	Chain	Res	Type	Atoms	Z	Observed(°)	Ideal(°)
1	AA	1181	G	C4-N9-C1'	-5.65	119.15	126.50
23	BA	375	C	C5-C6-N1	-5.65	118.17	121.00
23	BA	1035	U	C2-N1-C1'	-5.65	110.92	117.70
23	BA	1308	A	C8-N9-C4	-5.65	103.54	105.80
23	BA	1619	G	C2-N3-C4	5.65	114.73	111.90
23	BA	2371	G	C5-C6-O6	-5.65	125.21	128.60
23	BA	2436	G	C8-N9-C4	5.65	108.66	106.40
23	BA	2626	C	C6-N1-C2	5.65	122.56	120.30
1	CA	841	U	C6-N1-C2	-5.65	117.61	121.00
1	CA	1074	G	C5-C6-N1	-5.65	108.67	111.50
23	DA	2435	A	N1-C6-N6	-5.65	115.21	118.60
23	BA	265	A	C5-C6-N6	-5.65	119.18	123.70
23	BA	331	A	C2-N3-C4	5.65	113.42	110.60
23	BA	446	G	N1-C2-N3	5.65	127.29	123.90
23	BA	449	A	C4-C5-N7	5.65	113.53	110.70
23	BA	1254	A	N7-C8-N9	5.65	116.62	113.80
23	DA	774	A	N7-C8-N9	5.65	116.62	113.80
23	DA	1328	G	C8-N9-C4	5.65	108.66	106.40
23	DA	2487	G	C6-C5-N7	-5.65	127.01	130.40
23	BA	2002	G	N3-C4-C5	-5.65	125.78	128.60
23	DA	36	G	C4-C5-N7	-5.65	108.54	110.80
23	DA	1112	G	C8-N9-C4	5.65	108.66	106.40
23	BA	515	A	C5-C6-N6	-5.65	119.18	123.70
23	BA	1127	A	N7-C8-N9	5.65	116.62	113.80
23	BA	1800	C	C5-C6-N1	-5.65	118.18	121.00
23	BA	2342	C	C5-C6-N1	5.65	123.82	121.00
23	DA	1112	G	C4-N9-C1'	-5.65	119.16	126.50
24	BB	78	A	C8-N9-C4	5.65	108.06	105.80
23	DA	2147	G	C8-N9-C4	-5.65	104.14	106.40
23	BA	122	G	C5-C6-O6	-5.64	125.21	128.60
23	BA	647	G	C4-N9-C1'	5.64	133.84	126.50
23	BA	1119	C	C5-C6-N1	-5.64	118.18	121.00
23	BA	1119	C	C6-N1-C2	5.64	122.56	120.30
1	CA	90	U	N1-C2-N3	5.64	118.29	114.90
23	DA	981	A	C8-N9-C4	5.64	108.06	105.80
23	DA	959	A	C8-N9-C4	-5.64	103.54	105.80
23	DA	1372	U	C5-C6-N1	-5.64	119.88	122.70
23	DA	1825	A	C5-C6-N6	-5.64	119.19	123.70
23	DA	2456	C	N1-C2-N3	-5.64	115.25	119.20
1	AA	1292	U	N3-C4-O4	5.64	123.35	119.40
23	BA	53	A	N1-C2-N3	5.64	132.12	129.30
23	BA	391	G	C4-C5-N7	5.64	113.06	110.80

Continued on next page...

Continued from previous page...

Mol	Chain	Res	Type	Atoms	Z	Observed(°)	Ideal(°)
23	BA	1308	A	N9-C4-C5	5.64	108.06	105.80
23	DA	1647	G	C8-N9-C4	5.64	108.66	106.40
23	DA	1790	C	C2-N3-C4	-5.64	117.08	119.90
23	DA	2828	C	C6-N1-C2	5.64	122.56	120.30
1	AA	1311	G	N3-C4-N9	-5.64	122.62	126.00
23	BA	1954	G	N3-C4-N9	-5.64	122.62	126.00
23	BA	1930	G	C4-N9-C1'	-5.64	119.17	126.50
23	BA	756	C	C6-N1-C2	-5.63	118.05	120.30
23	BA	2325	G	C5-C6-O6	-5.63	125.22	128.60
23	BA	580	C	N3-C4-C5	-5.63	119.65	121.90
23	BA	2050	C	N3-C2-O2	-5.63	117.96	121.90
23	BA	2072	G	N3-C2-N2	-5.63	115.96	119.90
1	AA	1224	G	C6-C5-N7	5.63	133.78	130.40
23	DA	781	A	N7-C8-N9	-5.63	110.98	113.80
1	CA	1022	G	C5-C6-O6	-5.63	125.22	128.60
23	BA	1267	U	C5-C4-O4	5.63	129.28	125.90
1	CA	1003	G	C4-C5-N7	-5.63	108.55	110.80
23	DA	2894	G	C4-N9-C1'	5.63	133.82	126.50
23	BA	213	A	C8-N9-C4	5.63	108.05	105.80
23	BA	1372	U	C5-C6-N1	-5.63	119.89	122.70
23	DA	453	C	C5-C6-N1	-5.63	118.19	121.00
23	DA	1257	C	C6-N1-C2	-5.63	118.05	120.30
23	DA	2627	G	C8-N9-C4	5.63	108.65	106.40
1	CA	1216	G	C6-N1-C2	5.62	128.47	125.10
1	AA	357	G	N1-C2-N2	5.62	121.26	116.20
23	BA	936	C	C5-C6-N1	-5.62	118.19	121.00
23	BA	1324	G	N3-C4-C5	-5.62	125.79	128.60
23	BA	2191	G	C4-C5-N7	5.62	113.05	110.80
23	DA	26	G	C8-N9-C4	-5.62	104.15	106.40
23	DA	1258	C	N3-C4-C5	5.62	124.15	121.90
23	DA	1318	C	N3-C4-C5	5.62	124.15	121.90
23	DA	1653	G	N1-C2-N3	5.62	127.27	123.90
23	DA	2548	G	N3-C2-N2	-5.62	115.96	119.90
1	AA	1033	G	N3-C2-N2	5.62	123.83	119.90
1	CA	1041	A	C6-N1-C2	5.62	121.97	118.60
23	DA	125	G	C2-N3-C4	5.62	114.71	111.90
23	BA	2195	C	C2-N3-C4	-5.62	117.09	119.90
23	DA	187	G	C5-N7-C8	-5.62	101.49	104.30
23	DA	2027	G	N1-C6-O6	-5.62	116.53	119.90
23	DA	2583	G	C5-C6-O6	-5.62	125.23	128.60
23	DA	686	G	N9-C4-C5	-5.62	103.15	105.40
23	DA	2488	A	N1-C2-N3	5.62	132.11	129.30

Continued on next page...

Continued from previous page...

Mol	Chain	Res	Type	Atoms	Z	Observed(°)	Ideal(°)
1	CA	981	U	C5-C6-N1	5.62	125.51	122.70
23	DA	41	C	C2-N3-C4	-5.62	117.09	119.90
23	DA	1382	G	C6-C5-N7	-5.62	127.03	130.40
23	DA	2124	G	N3-C4-N9	-5.62	122.63	126.00
1	AA	529	G	C5-C6-O6	-5.61	125.23	128.60
23	BA	806	C	C4-C5-C6	-5.61	114.59	117.40
23	BA	2287	A	N1-C6-N6	5.61	121.97	118.60
23	DA	1668	A	N1-C6-N6	-5.61	115.23	118.60
23	DA	1779	U	N3-C2-O2	-5.61	118.27	122.20
23	DA	2297	C	N1-C2-O2	-5.61	115.53	118.90
23	BA	309	G	N1-C6-O6	-5.61	116.53	119.90
23	BA	371	A	C5-C6-N6	-5.61	119.21	123.70
23	BA	1914	C	N1-C2-O2	5.61	122.27	118.90
24	BB	58	A	N7-C8-N9	-5.61	110.99	113.80
23	DA	1835	G	N3-C4-N9	5.61	129.37	126.00
1	AA	1244	C	C2-N3-C4	5.61	122.70	119.90
23	BA	835	A	C2-N3-C4	5.61	113.41	110.60
23	BA	2062	A	C5-C6-N6	-5.61	119.21	123.70
1	CA	1032	G	C6-N1-C2	5.61	128.47	125.10
23	DA	1958	C	N1-C2-O2	-5.61	115.53	118.90
24	DB	26	A	C8-N9-C4	5.61	108.04	105.80
1	AA	1054	C	C2-N1-C1'	5.61	124.97	118.80
1	AA	1326	C	C5-C6-N1	5.61	123.81	121.00
23	BA	1029	A	C4-C5-N7	5.61	113.50	110.70
23	BA	2010	G	C8-N9-C4	-5.61	104.16	106.40
1	CA	1197	G	C4-N9-C1'	5.61	133.79	126.50
23	BA	19	C	C4-C5-C6	5.61	120.20	117.40
23	BA	1539	G	C8-N9-C1'	-5.61	119.71	127.00
23	BA	1834	U	C5-C6-N1	5.61	125.50	122.70
23	DA	2002	G	N3-C4-C5	-5.61	125.80	128.60
1	AA	1117	G	N7-C8-N9	5.61	115.90	113.10
23	BA	2287	A	C4-C5-N7	5.61	113.50	110.70
1	CA	1002	G	N7-C8-N9	5.61	115.90	113.10
23	DA	26	G	N3-C4-C5	-5.61	125.80	128.60
23	DA	1271	G	C6-C5-N7	-5.61	127.04	130.40
23	DA	1614	A	N9-C4-C5	5.61	108.04	105.80
23	DA	1121	C	C5-C6-N1	-5.60	118.20	121.00
23	BA	32	C	C5-C4-N4	5.60	124.12	120.20
23	BA	520	G	N3-C2-N2	5.60	123.82	119.90
23	BA	1599	C	N1-C2-O2	-5.60	115.54	118.90
23	DA	766	C	C6-N1-C2	-5.60	118.06	120.30
23	DA	989	G	C8-N9-C4	5.60	108.64	106.40

Continued on next page...

Continued from previous page...

Mol	Chain	Res	Type	Atoms	Z	Observed(°)	Ideal(°)
23	DA	2822	G	N7-C8-N9	-5.60	110.30	113.10
1	CA	572	A	C4-N9-C1'	-5.60	116.22	126.30
1	AA	953	G	C8-N9-C1'	-5.60	119.72	127.00
23	BA	1633	G	C5-C6-O6	-5.60	125.24	128.60
23	BA	2545	G	C5-C6-O6	-5.60	125.24	128.60
1	CA	489	C	C5-C6-N1	5.60	123.80	121.00
23	DA	494	G	C5-C6-O6	5.60	131.96	128.60
23	DA	2037	G	N1-C6-O6	-5.60	116.54	119.90
1	AA	1086	U	C5-C4-O4	-5.60	122.54	125.90
1	AA	1382	C	N1-C2-O2	5.60	122.26	118.90
23	BA	127	A	C5-N7-C8	5.60	106.70	103.90
23	BA	1158	C	N3-C4-N4	-5.60	114.08	118.00
23	BA	1814	G	N1-C2-N2	-5.60	111.16	116.20
23	BA	2002	G	N1-C6-O6	-5.60	116.54	119.90
23	DA	1628	G	C4-N9-C1'	5.60	133.78	126.50
23	DA	1638	C	C2-N3-C4	-5.60	117.10	119.90
23	DA	2870	C	C6-N1-C2	-5.60	118.06	120.30
23	BA	2100	G	N3-C4-N9	5.60	129.36	126.00
23	DA	1274	A	N1-C6-N6	5.60	121.96	118.60
1	AA	1054	C	N3-C2-O2	-5.59	117.98	121.90
23	BA	328	U	C5-C4-O4	-5.59	122.54	125.90
23	BA	2124	G	C6-N1-C2	5.59	128.46	125.10
23	BA	2552	U	N1-C2-N3	5.59	118.26	114.90
23	DA	2710	C	C5-C6-N1	-5.59	118.20	121.00
23	DA	1940	U	N1-C2-O2	-5.59	118.89	122.80
23	BA	737	C	N3-C2-O2	5.59	125.81	121.90
1	CA	1197	G	N3-C4-N9	5.59	129.35	126.00
23	DA	2048	G	C8-N9-C4	-5.59	104.16	106.40
23	DA	2823	A	C5-C6-N6	-5.59	119.23	123.70
23	DA	1351	C	N1-C2-O2	-5.59	115.55	118.90
23	DA	1611	C	N1-C2-O2	-5.59	115.55	118.90
23	DA	1773	A	C8-N9-C4	5.59	108.03	105.80
23	BA	1028	A	N7-C8-N9	-5.59	111.01	113.80
23	BA	1395	A	N7-C8-N9	-5.59	111.01	113.80
23	BA	2071	A	C2-N3-C4	5.59	113.39	110.60
23	DA	563	G	N1-C6-O6	5.58	123.25	119.90
23	DA	1954	G	C5-C6-N1	-5.58	108.71	111.50
23	BA	1225	G	C5-N7-C8	-5.58	101.51	104.30
23	BA	2032	G	C2-N3-C4	-5.58	109.11	111.90
1	CA	1006	C	N3-C4-C5	-5.58	119.67	121.90
23	DA	54	G	C5-C6-O6	-5.58	125.25	128.60
23	DA	690	G	C2-N3-C4	5.58	114.69	111.90

Continued on next page...

Continued from previous page...

Mol	Chain	Res	Type	Atoms	Z	Observed(°)	Ideal(°)
23	DA	933	A	C2-N3-C4	-5.58	107.81	110.60
23	DA	2324	C	N3-C4-C5	5.58	124.13	121.90
23	DA	2446	G	C8-N9-C4	5.58	108.63	106.40
23	BA	1632	A	C5-N7-C8	-5.58	101.11	103.90
23	BA	2191	G	C6-C5-N7	-5.58	127.05	130.40
23	DA	195	A	C2-N3-C4	-5.58	107.81	110.60
23	DA	2258	C	N3-C4-N4	5.58	121.91	118.00
23	DA	2508	G	C5-C6-N1	5.58	114.29	111.50
23	DA	1786	A	C2-N3-C4	-5.58	107.81	110.60
1	AA	1397	C	C6-N1-C2	-5.58	118.07	120.30
23	BA	933	A	N1-C6-N6	5.58	121.95	118.60
23	BA	1206	G	N1-C6-O6	-5.58	116.55	119.90
23	BA	1497	U	N3-C4-O4	-5.58	115.50	119.40
23	BA	1661	G	C5-N7-C8	5.58	107.09	104.30
23	BA	2253	G	C5-C6-N1	-5.58	108.71	111.50
23	BA	2307	G	C6-C5-N7	-5.58	127.05	130.40
23	DA	209	C	N3-C4-C5	5.58	124.13	121.90
1	AA	1469	G	C6-C5-N7	-5.58	127.05	130.40
23	BA	2508	G	N1-C6-O6	-5.58	116.55	119.90
23	DA	1374	G	C6-C5-N7	-5.58	127.05	130.40
23	DA	1204	A	C8-N9-C1'	-5.58	117.66	127.70
1	AA	1047	G	N1-C6-O6	-5.57	116.56	119.90
23	BA	1791	A	N1-C6-N6	5.57	121.94	118.60
23	DA	2638	G	N3-C2-N2	5.57	123.80	119.90
23	BA	1438	U	C5-C6-N1	5.57	125.49	122.70
23	BA	2047	U	C5-C6-N1	-5.57	119.91	122.70
1	AA	932	C	C6-N1-C1'	-5.57	114.12	120.80
23	BA	1206	G	N9-C4-C5	5.57	107.63	105.40
1	CA	1391	U	N3-C4-O4	-5.57	115.50	119.40
23	DA	478	A	N9-C4-C5	5.57	108.03	105.80
23	DA	542	C	C3'-C2'-C1'	-5.57	97.04	101.50
23	DA	1204	A	C5-C6-N1	-5.57	114.92	117.70
23	DA	1374	G	N1-C6-O6	5.57	123.24	119.90
23	DA	1675	C	N3-C4-C5	-5.57	119.67	121.90
23	BA	1760	A	C5-C6-N6	5.57	128.16	123.70
1	AA	720	C	N1-C2-O2	5.57	122.24	118.90
1	AA	1220	G	C4-C5-N7	5.57	113.03	110.80
23	BA	512	G	N1-C6-O6	-5.57	116.56	119.90
23	BA	1546	C	C2-N1-C1'	5.57	124.92	118.80
23	BA	2578	G	N1-C2-N2	-5.57	111.19	116.20
23	DA	97	C	N3-C2-O2	-5.57	118.00	121.90
23	DA	774	A	C8-N9-C4	-5.57	103.57	105.80

Continued on next page...

Continued from previous page...

Mol	Chain	Res	Type	Atoms	Z	Observed(°)	Ideal(°)
23	DA	1647	G	N1-C6-O6	5.57	123.24	119.90
23	DA	2022	U	N3-C4-O4	5.57	123.30	119.40
23	DA	2755	C	C2-N1-C1'	5.57	124.92	118.80
23	BA	971	C	N1-C2-N3	5.57	123.09	119.20
23	BA	2070	G	N9-C4-C5	-5.57	103.17	105.40
23	DA	487	C	N3-C4-C5	-5.57	119.67	121.90
23	BA	686	G	C6-C5-N7	-5.56	127.06	130.40
23	BA	1980	G	N9-C4-C5	5.56	107.63	105.40
23	DA	741	G	N1-C2-N2	-5.56	111.19	116.20
23	DA	1984	G	N1-C6-O6	-5.56	116.56	119.90
23	DA	2347	C	N1-C2-O2	5.56	122.24	118.90
1	AA	291	C	N3-C4-C5	-5.56	119.67	121.90
1	CA	1439	C	N1-C2-O2	-5.56	115.56	118.90
32	DO	8	LEU	CA-CB-CG	5.56	128.09	115.30
23	BA	773	U	N3-C2-O2	-5.56	118.31	122.20
1	CA	1097	C	N1-C2-O2	5.56	122.24	118.90
23	DA	1762	A	N3-C4-C5	-5.56	122.91	126.80
23	DA	1939	U	C2-N3-C4	-5.56	123.66	127.00
23	BA	450	G	N3-C2-N2	-5.56	116.01	119.90
23	BA	659	C	C5-C6-N1	-5.56	118.22	121.00
23	BA	1367	A	N7-C8-N9	-5.56	111.02	113.80
23	BA	2710	C	C5-C6-N1	-5.56	118.22	121.00
1	CA	530	G	C4-N9-C1'	5.56	133.73	126.50
1	CA	1032	G	N3-C4-N9	-5.56	122.66	126.00
1	CA	1279	A	C8-N9-C4	-5.56	103.58	105.80
23	DA	133	C	C5-C6-N1	-5.56	118.22	121.00
23	DA	1359	A	N9-C4-C5	5.56	108.02	105.80
23	DA	2055	C	C6-N1-C2	5.56	122.52	120.30
1	AA	1349	A	C4-N9-C1'	5.56	136.30	126.30
23	BA	1315	C	N3-C4-N4	-5.56	114.11	118.00
23	DA	202	U	C5-C6-N1	-5.56	119.92	122.70
23	DA	791	C	N1-C2-N3	5.56	123.09	119.20
1	AA	1526	G	C8-N9-C4	-5.56	104.18	106.40
23	BA	313	C	C6-N1-C2	-5.56	118.08	120.30
23	BA	2304	G	C2-N3-C4	5.56	114.68	111.90
24	BB	1	U	C2-N1-C1'	5.56	124.37	117.70
1	AA	524	G	C8-N9-C4	-5.55	104.18	106.40
23	BA	533	G	C5-C6-O6	5.55	131.93	128.60
23	BA	1954	G	N3-C2-N2	-5.55	116.01	119.90
23	DA	245	G	N1-C6-O6	5.55	123.23	119.90
23	BA	2110	G	C8-N9-C1'	-5.55	119.78	127.00
23	DA	763	G	N1-C6-O6	-5.55	116.57	119.90

Continued on next page...

Continued from previous page...

Mol	Chain	Res	Type	Atoms	Z	Observed(°)	Ideal(°)
23	DA	2103	C	N3-C4-C5	-5.55	119.68	121.90
1	AA	989	C	C6-N1-C2	-5.55	118.08	120.30
23	BA	1042	G	N1-C6-O6	5.55	123.23	119.90
23	BA	1365	A	N9-C4-C5	-5.55	103.58	105.80
23	BA	1563	G	N3-C2-N2	5.55	123.79	119.90
24	BB	91	C	C6-N1-C2	5.55	122.52	120.30
1	CA	1258	G	N1-C2-N3	-5.55	120.57	123.90
23	DA	2585	U	C2-N1-C1'	5.55	124.36	117.70
1	AA	892	A	C2-N3-C4	-5.55	107.83	110.60
23	BA	1378	A	C8-N9-C4	-5.55	103.58	105.80
23	BA	1791	A	C2-N3-C4	-5.55	107.83	110.60
23	BA	2489	G	C6-C5-N7	-5.55	127.07	130.40
23	DA	1794	U	N1-C2-N3	5.55	118.23	114.90
1	AA	381	C	C6-N1-C2	-5.55	118.08	120.30
23	BA	1574	C	C2-N3-C4	-5.55	117.13	119.90
23	BA	2271	G	C4-N9-C1'	5.55	133.71	126.50
1	AA	1274	G	N7-C8-N9	5.54	115.87	113.10
23	BA	54	G	N1-C6-O6	5.54	123.23	119.90
23	BA	1614	A	C2-N3-C4	-5.54	107.83	110.60
23	BA	2519	U	N1-C2-O2	-5.54	118.92	122.80
1	CA	1277	C	C2-N1-C1'	5.54	124.90	118.80
23	DA	215	G	C8-N9-C4	5.54	108.62	106.40
23	DA	992	C	N1-C2-O2	-5.54	115.57	118.90
23	DA	1708	C	C6-N1-C2	5.54	122.52	120.30
1	AA	1466	C	C6-N1-C2	-5.54	118.08	120.30
23	BA	429	A	C5-N7-C8	-5.54	101.13	103.90
23	BA	1302	A	N7-C8-N9	-5.54	111.03	113.80
23	BA	2325	G	C4-N9-C1'	5.54	133.70	126.50
23	BA	2733	A	N1-C6-N6	5.54	121.92	118.60
24	DB	47	C	C6-N1-C2	5.54	122.52	120.30
23	BA	1568	G	N1-C6-O6	-5.54	116.58	119.90
23	DA	2437	U	C5-C6-N1	-5.54	119.93	122.70
23	BA	2056	G	N9-C4-C5	-5.54	103.19	105.40
23	BA	2705	A	C5-C6-N6	-5.54	119.27	123.70
23	DA	218	A	C5-C6-N6	5.54	128.13	123.70
23	BA	536	A	N1-C6-N6	-5.54	115.28	118.60
23	BA	2623	G	N3-C4-C5	-5.54	125.83	128.60
1	AA	442	C	C5-C6-N1	5.54	123.77	121.00
23	BA	1605	C	N3-C2-O2	-5.54	118.03	121.90
40	BW	11	ARG	NE-CZ-NH2	-5.54	117.53	120.30
1	CA	674	G	C4-C5-N7	5.54	113.01	110.80
23	DA	311	A	N1-C6-N6	5.54	121.92	118.60

Continued on next page...

Continued from previous page...

Mol	Chain	Res	Type	Atoms	Z	Observed(°)	Ideal(°)
23	DA	804	A	N1-C2-N3	5.54	132.07	129.30
23	BA	136	G	C8-N9-C4	5.53	108.61	106.40
23	BA	269	U	C2-N1-C1'	5.53	124.34	117.70
23	DA	1990	C	N3-C2-O2	-5.53	118.03	121.90
23	DA	2006	C	C6-N1-C2	-5.53	118.09	120.30
23	DA	2489	G	C2-N3-C4	-5.53	109.13	111.90
23	BA	2020	A	C5-C6-N6	-5.53	119.28	123.70
23	BA	940	G	N9-C4-C5	5.53	107.61	105.40
23	BA	2503	A	C4-C5-N7	5.53	113.47	110.70
24	BB	51	G	N3-C4-N9	5.53	129.32	126.00
1	CA	1255	G	N1-C6-O6	5.53	123.22	119.90
23	DA	2730	C	N3-C4-C5	5.53	124.11	121.90
23	DA	2322	A	N1-C2-N3	5.53	132.06	129.30
1	AA	1384	C	N3-C2-O2	5.53	125.77	121.90
23	BA	1622	G	N3-C2-N2	-5.53	116.03	119.90
1	CA	927	G	C5-C6-O6	5.53	131.92	128.60
23	DA	74	A	C5-N7-C8	-5.53	101.14	103.90
23	BA	775	G	C8-N9-C4	5.53	108.61	106.40
23	BA	801	G	N3-C4-N9	-5.53	122.69	126.00
23	BA	847	U	C6-N1-C1'	5.53	128.94	121.20
23	BA	2373	G	C8-N9-C4	5.53	108.61	106.40
23	BA	2381	C	C2-N3-C4	-5.53	117.14	119.90
23	BA	2562	U	C5-C6-N1	-5.53	119.94	122.70
23	DA	45	C	N1-C2-N3	5.53	123.07	119.20
23	DA	195	A	N1-C2-N3	5.53	132.06	129.30
23	DA	2325	G	C8-N9-C1'	-5.53	119.82	127.00
23	BA	468	G	C8-N9-C4	5.52	108.61	106.40
23	BA	567	A	C2-N3-C4	-5.52	107.84	110.60
23	BA	2088	G	N1-C6-O6	5.52	123.22	119.90
23	BA	2437	U	C4-C5-C6	5.52	123.01	119.70
1	AA	1122	U	C5-C4-O4	5.52	129.21	125.90
23	BA	546	C	C5-C6-N1	5.52	123.76	121.00
23	BA	1274	A	C5-N7-C8	-5.52	101.14	103.90
23	BA	32	C	C5-C6-N1	-5.52	118.24	121.00
23	BA	2732	G	N1-C6-O6	-5.52	116.59	119.90
23	DA	1252	G	C4-N9-C1'	-5.52	119.32	126.50
1	AA	345	C	C2-N3-C4	5.52	122.66	119.90
1	AA	1059	C	N1-C2-O2	-5.52	115.59	118.90
1	CA	1326	C	C2-N1-C1'	-5.52	112.73	118.80
23	DA	1370	C	N1-C2-O2	-5.52	115.59	118.90
23	DA	2689	U	N3-C2-O2	-5.52	118.34	122.20
1	AA	362	G	N3-C4-C5	5.52	131.36	128.60

Continued on next page...

Continued from previous page...

Mol	Chain	Res	Type	Atoms	Z	Observed(°)	Ideal(°)
23	BA	516	C	C5-C6-N1	-5.52	118.24	121.00
23	DA	54	G	C8-N9-C4	-5.52	104.19	106.40
23	BA	576	U	N3-C4-O4	-5.52	115.54	119.40
23	BA	1510	G	N3-C4-N9	5.52	129.31	126.00
23	DA	249	C	C5-C4-N4	5.52	124.06	120.20
23	BA	210	C	N3-C4-C5	5.51	124.11	121.90
23	BA	512	G	N9-C4-C5	5.51	107.61	105.40
23	BA	1221(A)	C	C6-N1-C2	5.51	122.51	120.30
23	DA	113	G	C2-N3-C4	-5.51	109.14	111.90
23	DA	286	C	N3-C2-O2	-5.51	118.04	121.90
23	DA	1393	A	N1-C6-N6	-5.51	115.29	118.60
23	DA	2306	C	N1-C2-O2	5.51	122.21	118.90
23	BA	2495	G	C2-N3-C4	-5.51	109.14	111.90
23	BA	512	G	C4-C5-N7	-5.51	108.59	110.80
23	BA	2088	G	C5-C6-O6	-5.51	125.29	128.60
23	DA	425	G	N3-C4-N9	5.51	129.31	126.00
23	DA	1955	U	C2-N3-C4	-5.51	123.69	127.00
23	DA	2481	G	N1-C6-O6	5.51	123.21	119.90
1	AA	1356	G	C5-C6-O6	5.51	131.91	128.60
23	BA	910	A	C5-N7-C8	5.51	106.66	103.90
1	CA	78	G	N1-C6-O6	5.51	123.21	119.90
23	DA	652(E)	G	C6-N1-C2	5.51	128.41	125.10
24	DB	75	G	C5-C6-O6	-5.51	125.29	128.60
23	BA	2255	G	N1-C6-O6	-5.51	116.59	119.90
1	AA	1336	C	C5-C6-N1	5.51	123.75	121.00
23	BA	2473	U	N3-C2-O2	-5.51	118.35	122.20
23	DA	1289	C	C6-N1-C2	5.51	122.50	120.30
23	DA	1383	C	N1-C2-O2	-5.51	115.60	118.90
23	BA	194	G	C4-C5-C6	5.50	122.10	118.80
1	AA	545	C	C5-C6-N1	-5.50	118.25	121.00
23	BA	961	C	C4-C5-C6	5.50	120.15	117.40
23	BA	2379	G	N3-C2-N2	5.50	123.75	119.90
23	BA	2493	U	N3-C2-O2	-5.50	118.35	122.20
1	CA	1038	C	C5-C6-N1	5.50	123.75	121.00
23	DA	580	C	N3-C4-C5	5.50	124.10	121.90
23	DA	1539	G	C8-N9-C1'	-5.50	119.84	127.00
23	DA	1558	A	N1-C6-N6	5.50	121.90	118.60
23	BA	385	C	C5-C6-N1	5.50	123.75	121.00
23	BA	1397	U	C2-N3-C4	-5.50	123.70	127.00
23	BA	2387	U	C5-C6-N1	-5.50	119.95	122.70
23	DA	672	C	C2-N3-C4	-5.50	117.15	119.90
1	AA	1020	U	N1-C2-N3	5.50	118.20	114.90

Continued on next page...

Continued from previous page...

Mol	Chain	Res	Type	Atoms	Z	Observed(°)	Ideal(°)
1	CA	1087	G	C2-N3-C4	5.50	114.65	111.90
1	AA	1259	C	C6-N1-C2	-5.50	118.10	120.30
1	AA	1384	C	C5-C6-N1	5.50	123.75	121.00
23	BA	518	G	C5-C6-O6	5.50	131.90	128.60
24	BB	117	G	C8-N9-C4	5.50	108.60	106.40
23	DA	1616	A	C4-C5-N7	5.50	113.45	110.70
23	DA	2791	C	N3-C2-O2	-5.50	118.05	121.90
1	AA	10	A	C2-N3-C4	-5.50	107.85	110.60
1	AA	1462	G	N3-C4-N9	-5.50	122.70	126.00
23	BA	291	C	N1-C2-O2	-5.50	115.60	118.90
23	BA	1039	G	C6-C5-N7	5.50	133.70	130.40
23	BA	1234	U	N3-C2-O2	-5.50	118.35	122.20
23	BA	2450	A	C8-N9-C4	5.50	108.00	105.80
23	BA	2846	G	C8-N9-C4	-5.50	104.20	106.40
23	DA	2004	G	C8-N9-C4	5.50	108.60	106.40
23	DA	2104	G	N9-C4-C5	-5.50	103.20	105.40
23	DA	2503	A	C8-N9-C4	-5.50	103.60	105.80
23	BA	1209	G	C5-C6-N1	-5.49	108.75	111.50
23	BA	1992	G	P-O3'-C3'	5.49	126.29	119.70
23	BA	2325	G	N1-C6-O6	5.49	123.20	119.90
1	CA	397	A	N1-C2-N3	5.49	132.05	129.30
23	DA	143	G	N1-C6-O6	5.49	123.20	119.90
23	BA	2440	C	C6-N1-C2	5.49	122.50	120.30
23	BA	2689	U	N3-C2-O2	-5.49	118.36	122.20
23	DA	1022	G	C4-C5-N7	-5.49	108.60	110.80
1	AA	1303	C	N1-C2-O2	5.49	122.19	118.90
23	BA	1505	C	N3-C2-O2	-5.49	118.06	121.90
1	CA	754	C	C6-N1-C2	-5.49	118.10	120.30
1	CA	1218	C	N1-C2-O2	5.49	122.19	118.90
1	AA	330	C	N1-C2-O2	5.49	122.19	118.90
23	BA	2544	G	C8-N9-C4	5.49	108.59	106.40
23	DA	23	G	C5-C6-N1	5.49	114.24	111.50
23	DA	434	U	C6-N1-C2	5.49	124.29	121.00
23	BA	2581	G	N3-C2-N2	5.49	123.74	119.90
1	CA	1459	C	O4'-C1'-N1	5.49	112.59	108.20
23	BA	1319	G	C4-N9-C1'	5.49	133.63	126.50
23	BA	2881	C	C6-N1-C2	-5.49	118.11	120.30
1	CA	39	G	N1-C6-O6	-5.49	116.61	119.90
1	CA	1499	A	N1-C6-N6	5.49	121.89	118.60
23	DA	1397	U	N1-C2-O2	5.49	126.64	122.80
23	DA	1613	G	C8-N9-C4	-5.49	104.21	106.40
23	DA	1962	C	C4-C5-C6	-5.49	114.66	117.40

Continued on next page...

Continued from previous page...

Mol	Chain	Res	Type	Atoms	Z	Observed(°)	Ideal(°)
23	BA	2505	G	N1-C2-N2	-5.48	111.27	116.20
23	DA	1493	C	N3-C2-O2	-5.48	118.06	121.90
23	BA	2345	G	C8-N9-C4	-5.48	104.21	106.40
23	DA	1990	C	N1-C2-N3	5.48	123.04	119.20
23	DA	2307	G	C4-N9-C1'	5.48	133.63	126.50
1	AA	1077	G	N3-C4-C5	-5.48	125.86	128.60
23	BA	1641	A	C2-N3-C4	-5.48	107.86	110.60
23	BA	2592	G	C2-N3-C4	5.48	114.64	111.90
1	CA	929	G	C4-C5-N7	-5.48	108.61	110.80
23	DA	452	G	C5-C6-N1	5.48	114.24	111.50
23	DA	509	C	N3-C2-O2	-5.48	118.06	121.90
23	DA	2147	G	N7-C8-N9	5.48	115.84	113.10
23	DA	2467	C	C6-N1-C2	-5.48	118.11	120.30
23	BA	2503	A	C2-N3-C4	5.48	113.34	110.60
23	DA	783	A	C2-N3-C4	5.48	113.34	110.60
23	DA	2742	C	C4-C5-C6	5.48	120.14	117.40
23	BA	674	G	C5-C6-N1	-5.48	108.76	111.50
23	BA	987	G	N3-C4-N9	-5.48	122.71	126.00
1	CA	494	U	C5-C6-N1	5.48	125.44	122.70
1	CA	993	G	N3-C4-C5	-5.48	125.86	128.60
23	DA	605	C	C2-N3-C4	-5.48	117.16	119.90
23	DA	2570	G	C5-C6-N1	-5.48	108.76	111.50
23	BA	516	C	C2-N3-C4	-5.48	117.16	119.90
1	AA	1057	G	N1-C6-O6	-5.47	116.62	119.90
23	BA	1186	G	N9-C4-C5	-5.47	103.21	105.40
23	BA	1765	C	N3-C4-C5	5.47	124.09	121.90
23	BA	2098	U	C2-N3-C4	5.47	130.28	127.00
24	BB	104	U	N3-C4-C5	5.47	117.88	114.60
23	DA	1108	U	C6-N1-C2	-5.47	117.72	121.00
23	BA	435	C	C5-C4-N4	-5.47	116.37	120.20
1	CA	1060	C	C6-N1-C2	-5.47	118.11	120.30
23	DA	2100	G	N3-C4-N9	5.47	129.28	126.00
23	BA	2591	C	N3-C4-C5	5.47	124.09	121.90
23	DA	567	A	C2-N3-C4	-5.47	107.86	110.60
1	AA	727	G	N1-C6-O6	-5.47	116.62	119.90
1	AA	1148	U	C5-C6-N1	5.47	125.44	122.70
23	BA	1411	C	N3-C4-C5	5.47	124.09	121.90
23	BA	2315	G	C8-N9-C4	5.47	108.59	106.40
23	DA	2002	G	C5-C6-N1	5.47	114.23	111.50
1	AA	442	C	C6-N1-C2	-5.47	118.11	120.30
23	BA	1582	C	C2-N3-C4	-5.47	117.17	119.90
23	BA	1606	G	C5-C6-O6	-5.47	125.32	128.60

Continued on next page...

Continued from previous page...

Mol	Chain	Res	Type	Atoms	Z	Observed(°)	Ideal(°)
23	DA	2461	C	C5-C4-N4	5.47	124.03	120.20
23	BA	53	A	N9-C4-C5	5.47	107.99	105.80
23	BA	1135	C	C5-C6-N1	5.47	123.73	121.00
23	BA	2574	G	N1-C6-O6	-5.47	116.62	119.90
1	CA	955	U	C5-C6-N1	5.47	125.43	122.70
1	CA	1056	U	C2-N3-C4	5.47	130.28	127.00
16	CP	28	ARG	NE-CZ-NH1	5.47	123.03	120.30
23	DA	265	A	C6-C5-N7	-5.47	128.47	132.30
23	BA	47	C	C5-C4-N4	5.46	124.03	120.20
23	BA	199	A	C5-C6-N1	5.46	120.43	117.70
23	BA	333	G	N7-C8-N9	5.46	115.83	113.10
23	DA	749	C	C6-N1-C1'	-5.46	114.24	120.80
23	DA	1339	G	N7-C8-N9	5.46	115.83	113.10
23	BA	1290	C	C6-N1-C2	-5.46	118.11	120.30
23	BA	1358	G	N3-C2-N2	5.46	123.72	119.90
23	DA	482	A	C6-N1-C2	-5.46	115.32	118.60
23	DA	2426	A	C5-N7-C8	-5.46	101.17	103.90
1	AA	1147	C	C6-N1-C2	-5.46	118.11	120.30
23	BA	148	C	C5-C4-N4	-5.46	116.38	120.20
23	BA	1563	G	N1-C2-N2	-5.46	111.28	116.20
23	DA	1788	C	C6-N1-C2	-5.46	118.11	120.30
23	DA	2007	C	N3-C2-O2	-5.46	118.08	121.90
1	CA	403	C	N3-C2-O2	-5.46	118.08	121.90
1	CA	810	C	N3-C4-C5	5.46	124.08	121.90
1	AA	530	G	C4-N9-C1'	5.46	133.60	126.50
1	AA	1003	G	N9-C4-C5	5.46	107.58	105.40
23	BA	1164	G	C5-N7-C8	5.46	107.03	104.30
23	BA	2069	G	N3-C4-N9	5.46	129.28	126.00
23	BA	2312	U	C6-N1-C2	-5.46	117.72	121.00
1	CA	402	G	N1-C6-O6	-5.46	116.62	119.90
1	CA	865	A	N7-C8-N9	5.46	116.53	113.80
1	CA	1015	A	N1-C2-N3	5.46	132.03	129.30
1	CA	1163	C	C6-N1-C2	-5.46	118.12	120.30
23	DA	279	C	C6-N1-C2	-5.46	118.12	120.30
23	DA	785	G	N1-C6-O6	-5.46	116.62	119.90
23	DA	800	A	C6-N1-C2	-5.46	115.32	118.60
23	DA	2239	G	C4-C5-N7	-5.46	108.62	110.80
1	CA	1005	A	N7-C8-N9	5.46	116.53	113.80
23	DA	1823	G	N3-C2-N2	-5.46	116.08	119.90
23	DA	2552	U	N1-C2-O2	-5.46	118.98	122.80
35	DR	114	VAL	CB-CA-C	-5.46	101.03	111.40
23	BA	1028	A	N1-C6-N6	5.46	121.87	118.60

Continued on next page...

Continued from previous page...

Mol	Chain	Res	Type	Atoms	Z	Observed(°)	Ideal(°)
23	BA	2566	A	N9-C4-C5	5.46	107.98	105.80
1	AA	355	C	N1-C2-N3	5.45	123.02	119.20
1	AA	1061	G	C5-C6-N1	-5.45	108.77	111.50
23	BA	2226	C	N3-C4-C5	5.45	124.08	121.90
1	CA	506	G	C8-N9-C4	-5.45	104.22	106.40
1	CA	893	C	N1-C2-O2	5.45	122.17	118.90
1	CA	1026	G	C8-N9-C4	-5.45	104.22	106.40
1	CA	1067	A	N7-C8-N9	5.45	116.53	113.80
23	DA	1642	G	C6-N1-C2	-5.45	121.83	125.10
1	AA	1128	C	N3-C4-C5	-5.45	119.72	121.90
23	BA	1352	U	C6-N1-C2	-5.45	117.73	121.00
23	BA	1429	G	C8-N9-C1'	-5.45	119.91	127.00
23	DA	2585	U	N1-C2-O2	5.45	126.62	122.80
23	BA	272(C)	G	C2-N3-C4	-5.45	109.17	111.90
23	BA	662	G	N1-C6-O6	-5.45	116.63	119.90
23	BA	1130	U	N1-C2-O2	5.45	126.62	122.80
23	BA	1816	G	C4-N9-C1'	5.45	133.59	126.50
23	BA	2044	C	C4-C5-C6	5.45	120.12	117.40
23	BA	2195	C	C2-N1-C1'	-5.45	112.81	118.80
23	DA	1581	G	C5-C6-O6	-5.45	125.33	128.60
23	DA	1616	A	C5-N7-C8	-5.45	101.17	103.90
23	DA	1747	G	C8-N9-C4	5.45	108.58	106.40
1	AA	1206	G	N1-C6-O6	-5.45	116.63	119.90
23	BA	1210	A	C5-C6-N1	-5.45	114.98	117.70
23	BA	1328	G	N3-C4-N9	5.45	129.27	126.00
23	BA	1368	G	C6-N1-C2	-5.45	121.83	125.10
23	BA	2090	G	C4-C5-N7	-5.45	108.62	110.80
23	BA	2501	C	C5-C6-N1	-5.45	118.28	121.00
1	CA	345	C	C5-C6-N1	5.45	123.72	121.00
23	DA	2002	G	N1-C6-O6	-5.45	116.63	119.90
1	CA	1194	U	N3-C2-O2	-5.45	118.39	122.20
1	AA	1023	G	C4-C5-N7	5.45	112.98	110.80
23	BA	309	G	N3-C2-N2	5.45	123.71	119.90
23	BA	1049	C	C4-C5-C6	-5.45	114.68	117.40
23	BA	2463	C	C2-N3-C4	-5.45	117.18	119.90
23	DA	197	A	C5-C6-N1	5.45	120.42	117.70
23	BA	996	A	N1-C6-N6	-5.44	115.33	118.60
1	CA	530	G	C8-N9-C1'	-5.44	119.92	127.00
23	DA	774	A	N1-C2-N3	5.44	132.02	129.30
23	DA	2616	C	C5-C4-N4	5.44	124.01	120.20
23	BA	830	G	N1-C2-N2	-5.44	111.30	116.20
23	BA	1437	C	N1-C2-O2	5.44	122.17	118.90

Continued on next page...

Continued from previous page...

Mol	Chain	Res	Type	Atoms	Z	Observed(°)	Ideal(°)
23	BA	1839	G	N9-C4-C5	-5.44	103.22	105.40
23	BA	2075	U	C4-C5-C6	5.44	122.97	119.70
1	CA	1519	A	N1-C2-N3	5.44	132.02	129.30
9	CI	24	GLY	N-CA-C	5.44	126.70	113.10
23	DA	1127	A	C6-C5-N7	-5.44	128.49	132.30
23	DA	2145	C	C5-C6-N1	5.44	123.72	121.00
1	AA	2	U	C6-N1-C2	-5.44	117.74	121.00
23	BA	1959	G	N1-C6-O6	-5.44	116.64	119.90
23	BA	584	C	N3-C4-C5	5.44	124.08	121.90
1	CA	1112	C	C6-N1-C2	-5.44	118.12	120.30
25	DD	33	LEU	CA-CB-CG	-5.44	102.79	115.30
23	DA	2458	G	C5-C6-O6	-5.44	125.34	128.60
31	DN	23	LEU	O-C-N	-5.44	113.95	123.20
1	AA	52	G	C6-N1-C2	5.44	128.36	125.10
1	AA	1347	G	N9-C4-C5	5.44	107.57	105.40
23	BA	570	G	N3-C2-N2	5.44	123.70	119.90
23	BA	727	A	C2-N3-C4	-5.44	107.88	110.60
23	BA	1775	U	C5-C4-O4	-5.44	122.64	125.90
23	DA	614	U	N3-C4-O4	-5.44	115.59	119.40
1	AA	317	G	N1-C6-O6	5.43	123.16	119.90
1	AA	953	G	N9-C4-C5	-5.43	103.23	105.40
1	AA	1249	C	C5-C4-N4	-5.43	116.40	120.20
23	BA	1783	A	C8-N9-C4	-5.43	103.63	105.80
23	BA	2699	C	N3-C4-N4	5.43	121.80	118.00
1	CA	381	C	C6-N1-C2	-5.43	118.13	120.30
23	DA	1286	A	N9-C4-C5	5.43	107.97	105.80
23	DA	2502	G	N3-C2-N2	5.43	123.70	119.90
1	AA	1249	C	C6-N1-C2	-5.43	118.13	120.30
23	BA	450	G	C4-C5-N7	-5.43	108.63	110.80
23	BA	1572	A	N1-C2-N3	5.43	132.02	129.30
23	BA	2319	G	C4-C5-N7	5.43	112.97	110.80
23	BA	2571	C	C2-N1-C1'	5.43	124.78	118.80
23	DA	271(M)	G	N3-C4-N9	5.43	129.26	126.00
23	DA	461	C	C6-N1-C2	5.43	122.47	120.30
23	DA	807	U	C5-C4-O4	-5.43	122.64	125.90
23	DA	2444	G	N1-C2-N3	5.43	127.16	123.90
23	DA	2881	C	N1-C2-O2	-5.43	115.64	118.90
23	BA	2315	G	N9-C4-C5	-5.43	103.23	105.40
1	CA	1108	G	C4-N9-C1'	5.43	133.56	126.50
23	DA	1332	G	C4-C5-N7	5.43	112.97	110.80
23	BA	210	C	C6-N1-C2	5.43	122.47	120.30
23	BA	1112	G	C4-N9-C1'	-5.43	119.44	126.50

Continued on next page...

Continued from previous page...

Mol	Chain	Res	Type	Atoms	Z	Observed(°)	Ideal(°)
23	DA	512	G	C5-C6-O6	5.43	131.86	128.60
23	DA	1784	A	N7-C8-N9	-5.43	111.08	113.80
23	DA	2617	C	C2-N3-C4	-5.43	117.19	119.90
23	DA	2733	A	C5-N7-C8	-5.43	101.19	103.90
23	BA	1269	A	C5-C6-N1	5.43	120.41	117.70
23	BA	1899	G	N1-C2-N2	5.43	121.09	116.20
1	AA	340	U	C6-N1-C2	5.43	124.25	121.00
23	BA	2596	U	N1-C2-O2	-5.43	119.00	122.80
23	BA	139(A)	G	C6-C5-N7	-5.42	127.14	130.40
23	BA	1615	C	C2-N3-C4	5.42	122.61	119.90
23	DA	52	A	C8-N9-C4	-5.42	103.63	105.80
23	BA	435	C	N3-C4-N4	5.42	121.80	118.00
24	BB	114	C	C6-N1-C2	-5.42	118.13	120.30
1	CA	1158	C	N1-C2-O2	5.42	122.15	118.90
1	CA	1527	C	N3-C4-C5	5.42	124.07	121.90
1	CA	1216	G	C6-C5-N7	5.42	133.65	130.40
23	BA	949	C	C5-C6-N1	-5.42	118.29	121.00
23	DA	1618	A	N1-C6-N6	-5.42	115.35	118.60
23	BA	2442	C	N3-C4-C5	5.42	124.07	121.90
23	DA	411	G	N3-C2-N2	5.42	123.69	119.90
1	AA	57	G	C6-N1-C2	-5.42	121.85	125.10
23	DA	775	G	C5-C6-O6	5.42	131.85	128.60
23	DA	949	C	C2-N3-C4	-5.42	117.19	119.90
23	DA	2045	C	C2-N3-C4	-5.42	117.19	119.90
23	BA	1614	A	N3-C4-N9	-5.42	123.07	127.40
23	BA	2015	A	C5-C6-N1	-5.42	114.99	117.70
1	CA	435	C	C5-C6-N1	5.42	123.71	121.00
23	DA	945	A	N9-C4-C5	-5.42	103.63	105.80
23	DA	1190	G	C2-N3-C4	-5.42	109.19	111.90
1	AA	1273	G	C8-N9-C4	-5.41	104.23	106.40
23	BA	2145	C	C6-N1-C2	-5.41	118.13	120.30
1	CA	356	A	C2-N3-C4	5.41	113.31	110.60
1	CA	1014	A	C8-N9-C4	-5.41	103.64	105.80
23	BA	599	G	N9-C4-C5	-5.41	103.23	105.40
23	BA	773	U	C6-N1-C2	-5.41	117.75	121.00
1	AA	300	A	C8-N9-C4	-5.41	103.64	105.80
23	BA	528	A	C5-C6-N6	5.41	128.03	123.70
23	BA	774	A	N9-C4-C5	5.41	107.96	105.80
23	BA	1509	C	N1-C2-O2	5.41	122.15	118.90
23	BA	1939	U	N3-C2-O2	5.41	125.99	122.20
1	CA	1012	U	C5-C6-N1	5.41	125.41	122.70
23	DA	311	A	N9-C4-C5	-5.41	103.64	105.80

Continued on next page...

Continued from previous page...

Mol	Chain	Res	Type	Atoms	Z	Observed(°)	Ideal(°)
23	DA	797	C	C4-C5-C6	5.41	120.11	117.40
23	DA	1990	C	C6-N1-C2	-5.41	118.14	120.30
23	DA	2408	U	N3-C4-O4	5.41	123.19	119.40
23	DA	2423	U	C2-N1-C1'	-5.41	111.21	117.70
23	BA	871	U	N3-C2-O2	5.41	125.99	122.20
23	BA	2028	U	C5-C6-N1	-5.41	120.00	122.70
23	BA	2030	A	C8-N9-C4	5.41	107.96	105.80
23	BA	2466	C	N3-C4-N4	5.41	121.79	118.00
23	DA	107	C	C5-C4-N4	-5.41	116.41	120.20
23	DA	1597	A	N1-C6-N6	-5.41	115.35	118.60
1	AA	1460	A	C5-C6-N6	5.41	128.03	123.70
23	BA	1930	G	C8-N9-C1'	5.41	134.03	127.00
23	DA	2098	U	N1-C2-O2	5.41	126.58	122.80
1	AA	1047	G	N3-C4-N9	-5.41	122.76	126.00
23	BA	38	A	C6-N1-C2	-5.41	115.36	118.60
23	BA	116	C	N1-C2-O2	-5.41	115.66	118.90
23	BA	1383	C	N3-C4-C5	-5.41	119.74	121.90
1	CA	1030(D)	A	C8-N9-C4	-5.41	103.64	105.80
23	DA	141	A	C4-C5-C6	5.41	119.70	117.00
23	DA	1252	G	C8-N9-C1'	5.41	134.03	127.00
23	DA	1534	U	C5-C4-O4	-5.41	122.66	125.90
23	DA	1602	U	N3-C4-C5	-5.41	111.36	114.60
23	BA	1791	A	C5-N7-C8	-5.40	101.20	103.90
23	DA	1117	G	C5-C6-O6	-5.40	125.36	128.60
23	DA	2361	A	N9-C4-C5	-5.40	103.64	105.80
23	BA	69	C	C4-C5-C6	5.40	120.10	117.40
23	DA	438	G	C8-N9-C4	-5.40	104.24	106.40
23	DA	444	C	N3-C4-N4	-5.40	114.22	118.00
23	DA	1568	G	C5-C6-N1	5.40	114.20	111.50
23	DA	1600	C	C5-C6-N1	-5.40	118.30	121.00
23	DA	2779	U	N3-C4-C5	5.40	117.84	114.60
23	BA	542	C	C3'-C2'-C1'	-5.40	97.18	101.50
23	BA	640	C	N3-C2-O2	5.40	125.68	121.90
23	BA	830	G	N1-C6-O6	-5.40	116.66	119.90
23	BA	1119	C	C2-N1-C1'	-5.40	112.86	118.80
23	DA	389	G	C8-N9-C4	5.40	108.56	106.40
23	DA	1004	C	N1-C2-O2	-5.40	115.66	118.90
23	DA	2099	U	C5-C6-N1	5.40	125.40	122.70
23	DA	2848	G	N3-C4-C5	-5.40	125.90	128.60
23	BA	130	C	N1-C2-N3	-5.40	115.42	119.20
23	BA	131	G	N1-C2-N2	-5.40	111.34	116.20
23	DA	1653	G	P-O3'-C3'	5.40	126.18	119.70

Continued on next page...

Continued from previous page...

Mol	Chain	Res	Type	Atoms	Z	Observed(°)	Ideal(°)
1	AA	1254	C	C5-C6-N1	5.40	123.70	121.00
23	DA	2185	C	C5-C4-N4	5.40	123.98	120.20
23	BA	1188	U	N3-C2-O2	5.39	125.98	122.20
23	BA	2063	C	N3-C4-C5	-5.39	119.74	121.90
23	BA	2508	G	C4-C5-N7	-5.39	108.64	110.80
23	DA	265	A	C2-N3-C4	-5.39	107.90	110.60
23	DA	750	A	C8-N9-C4	-5.39	103.64	105.80
23	BA	47	C	C5-C6-N1	-5.39	118.30	121.00
23	BA	154	G	N1-C6-O6	5.39	123.14	119.90
23	DA	1831	G	C8-N9-C4	-5.39	104.24	106.40
1	AA	1174	G	C6-C5-N7	5.39	133.63	130.40
23	BA	69	C	N1-C2-N3	5.39	122.97	119.20
23	BA	281	G	C8-N9-C4	5.39	108.56	106.40
23	BA	750	A	C5-C6-N6	5.39	128.01	123.70
23	BA	2420	C	N3-C2-O2	5.39	125.67	121.90
23	DA	1792	G	C5-N7-C8	5.39	107.00	104.30
23	DA	2567	G	C6-N1-C2	-5.39	121.87	125.10
23	BA	744	G	N1-C6-O6	-5.39	116.67	119.90
23	BA	1698	A	N3-C4-C5	5.39	130.57	126.80
23	DA	335	C	N1-C2-O2	-5.39	115.67	118.90
1	AA	297	G	C8-N9-C4	5.39	108.55	106.40
1	AA	1247	U	C6-N1-C2	-5.39	117.77	121.00
1	AA	1366	C	N1-C2-O2	5.39	122.13	118.90
23	BA	375	C	C2-N3-C4	-5.39	117.21	119.90
23	BA	679	C	N3-C2-O2	5.39	125.67	121.90
23	BA	917	A	N9-C4-C5	-5.39	103.65	105.80
23	BA	2705	A	C6-N1-C2	-5.39	115.37	118.60
1	CA	1096	C	C6-N1-C2	-5.39	118.14	120.30
23	DA	2021	C	C5-C6-N1	-5.39	118.31	121.00
23	DA	2450	A	N7-C8-N9	-5.39	111.11	113.80
23	BA	45	C	N1-C2-N3	5.38	122.97	119.20
23	BA	1348	G	C5-C6-O6	-5.38	125.37	128.60
23	DA	286	C	N1-C2-O2	5.38	122.13	118.90
23	DA	1284	A	N1-C6-N6	5.38	121.83	118.60
23	DA	1615	C	C5-C6-N1	5.38	123.69	121.00
23	DA	1758	G	C4-C5-N7	5.38	112.95	110.80
23	DA	2075	U	C2-N3-C4	-5.38	123.77	127.00
23	DA	2122	U	C2-N3-C4	5.38	130.23	127.00
1	AA	1396	A	C8-N9-C4	-5.38	103.65	105.80
23	BA	1772	G	C8-N9-C4	5.38	108.55	106.40
23	BA	2191	G	N9-C4-C5	-5.38	103.25	105.40
23	DA	191	A	C5-C6-N1	5.38	120.39	117.70

Continued on next page...

Continued from previous page...

Mol	Chain	Res	Type	Atoms	Z	Observed(°)	Ideal(°)
1	AA	808	C	N1-C2-O2	-5.38	115.67	118.90
1	AA	1057	G	N9-C4-C5	5.38	107.55	105.40
23	BA	2372	G	C5-C6-O6	-5.38	125.37	128.60
23	BA	1928	A	C5-C6-N1	5.38	120.39	117.70
23	BA	2618	G	C2-N3-C4	5.38	114.59	111.90
23	DA	2304	G	C8-N9-C4	-5.38	104.25	106.40
1	AA	1442(B)	A	C2-N3-C4	-5.38	107.91	110.60
23	BA	1214	A	C5-N7-C8	5.38	106.59	103.90
23	DA	154	G	N1-C6-O6	5.38	123.13	119.90
1	AA	1459	C	O4'-C1'-N1	5.38	112.50	108.20
23	BA	864	G	N3-C4-C5	-5.38	125.91	128.60
23	BA	2024	G	N9-C4-C5	-5.38	103.25	105.40
23	BA	2296	U	N1-C1'-C2'	5.38	120.99	114.00
23	DA	419	C	C6-N1-C2	5.38	122.45	120.30
1	AA	953	G	C5-N7-C8	-5.38	101.61	104.30
1	AA	1274	G	N1-C6-O6	5.38	123.12	119.90
23	BA	780	G	C5-C6-O6	-5.38	125.38	128.60
23	BA	2060	A	C5-C6-N6	5.38	128.00	123.70
23	BA	2411	A	N9-C4-C5	-5.38	103.65	105.80
23	DA	1365	A	C5-C6-N6	-5.38	119.40	123.70
23	DA	1845	G	N1-C6-O6	-5.38	116.67	119.90
23	BA	1708	C	N3-C2-O2	5.37	125.66	121.90
23	BA	2239	G	N1-C6-O6	-5.37	116.68	119.90
23	BA	2383	G	N1-C2-N2	-5.37	111.36	116.20
23	DA	2010	G	C8-N9-C4	-5.37	104.25	106.40
23	DA	2450	A	C8-N9-C4	5.37	107.95	105.80
1	AA	219	C	C6-N1-C2	-5.37	118.15	120.30
23	BA	271(M)	G	N3-C4-N9	5.37	129.22	126.00
23	BA	330	A	C5-N7-C8	-5.37	101.21	103.90
23	BA	729	G	C5-C6-O6	-5.37	125.38	128.60
24	BB	54	G	N9-C4-C5	-5.37	103.25	105.40
1	CA	1378	C	N3-C2-O2	-5.37	118.14	121.90
24	DB	54	G	N3-C4-N9	-5.37	122.78	126.00
1	AA	1314	C	C5-C6-N1	5.37	123.69	121.00
1	AA	1363(A)	A	N7-C8-N9	5.37	116.48	113.80
23	BA	2570	G	N3-C4-N9	-5.37	122.78	126.00
1	CA	940	C	N1-C2-O2	5.37	122.12	118.90
23	DA	276	A	C8-N9-C4	-5.37	103.65	105.80
23	DA	463	G	N3-C4-N9	-5.37	122.78	126.00
23	BA	1740	G	C8-N9-C4	-5.37	104.25	106.40
1	CA	899	C	C6-N1-C2	5.37	122.45	120.30
1	CA	919	A	C2-N3-C4	5.37	113.28	110.60

Continued on next page...

Continued from previous page...

Mol	Chain	Res	Type	Atoms	Z	Observed(°)	Ideal(°)
1	CA	1274	G	C4-C5-C6	5.37	122.02	118.80
23	DA	291	C	N3-C2-O2	5.37	125.66	121.90
23	DA	827	U	N3-C2-O2	5.37	125.96	122.20
23	DA	1780	A	N1-C2-N3	5.37	131.98	129.30
1	AA	986	A	N1-C6-N6	5.37	121.82	118.60
23	BA	2221	G	N7-C8-N9	5.37	115.78	113.10
31	BN	74	ARG	NE-CZ-NH1	5.37	122.98	120.30
1	AA	1172	C	C5-C6-N1	5.37	123.68	121.00
23	BA	807	U	N3-C4-C5	-5.37	111.38	114.60
23	BA	990	A	N1-C6-N6	5.37	121.82	118.60
23	BA	2271	G	C5-C6-N1	5.37	114.18	111.50
23	DA	602	G	C5-C6-O6	-5.37	125.38	128.60
23	DA	1017	G	C5-C6-O6	-5.37	125.38	128.60
23	DA	2042	A	C2-N3-C4	-5.37	107.92	110.60
23	BA	469	G	N3-C4-C5	-5.36	125.92	128.60
23	BA	2232	U	C5-C6-N1	-5.36	120.02	122.70
23	BA	2606	C	C5-C6-N1	-5.36	118.32	121.00
23	DA	978	G	N7-C8-N9	-5.36	110.42	113.10
23	DA	2244	U	N3-C2-O2	-5.36	118.44	122.20
23	DA	2542	A	C8-N9-C4	5.36	107.94	105.80
23	BA	2048	G	C4-N9-C1'	5.36	133.47	126.50
24	BB	22	U	C6-N1-C2	-5.36	117.78	121.00
23	DA	1617	C	C2-N3-C4	-5.36	117.22	119.90
23	DA	2322	A	C8-N9-C4	-5.36	103.66	105.80
23	BA	418	G	C6-C5-N7	-5.36	127.18	130.40
23	BA	1914	C	N3-C2-O2	-5.36	118.15	121.90
23	BA	2022	U	N1-C2-O2	-5.36	119.05	122.80
23	BA	2071	A	C6-N1-C2	-5.36	115.38	118.60
1	CA	1440	C	C6-N1-C2	5.36	122.44	120.30
23	DA	788	A	C6-C5-N7	-5.36	128.55	132.30
23	DA	1614	A	N1-C6-N6	-5.36	115.38	118.60
23	DA	1773	A	C5-C6-N1	5.36	120.38	117.70
23	DA	1792	G	C4-C5-N7	-5.36	108.66	110.80
1	AA	995	C	C6-N1-C2	-5.36	118.16	120.30
23	BA	783	A	C8-N9-C4	-5.36	103.66	105.80
23	BA	1431	U	C5-C6-N1	5.36	125.38	122.70
24	BB	4	C	C6-N1-C2	5.36	122.44	120.30
23	BA	546	C	C6-N1-C2	-5.36	118.16	120.30
23	BA	556	G	C5-C6-N1	-5.36	108.82	111.50
23	BA	2063	C	N3-C2-O2	5.36	125.65	121.90
23	BA	2590	A	N1-C6-N6	-5.36	115.39	118.60
23	BA	68	G	N1-C2-N3	5.36	127.11	123.90

Continued on next page...

Continued from previous page...

Mol	Chain	Res	Type	Atoms	Z	Observed(°)	Ideal(°)
23	DA	534	U	C5-C6-N1	-5.36	120.02	122.70
23	BA	1652	A	C2-N3-C4	5.35	113.28	110.60
1	CA	576	G	C4-N9-C1'	5.35	133.46	126.50
23	DA	398	G	C2-N3-C4	-5.35	109.22	111.90
23	DA	2063	C	N3-C2-O2	5.35	125.65	121.90
23	BA	1962	C	C5-C6-N1	5.35	123.67	121.00
23	BA	2497	A	C4-C5-C6	5.35	119.68	117.00
23	DA	2379	G	C4-C5-N7	5.35	112.94	110.80
23	BA	1290	C	C5-C4-N4	5.35	123.94	120.20
23	BA	1799	G	N1-C6-O6	-5.35	116.69	119.90
1	CA	1087	G	C8-N9-C1'	-5.35	120.05	127.00
1	CA	1149	C	C6-N1-C2	-5.35	118.16	120.30
23	DA	2449	U	C2-N3-C4	-5.35	123.79	127.00
42	DY	76	CYS	CA-CB-SG	5.35	123.63	114.00
23	BA	512	G	N1-C2-N2	-5.35	111.39	116.20
23	BA	1222	C	C2-N1-C1'	-5.35	112.92	118.80
23	BA	2432	A	N7-C8-N9	-5.35	111.13	113.80
1	CA	234	C	N1-C2-O2	5.35	122.11	118.90
1	CA	1006	C	C2-N3-C4	5.35	122.57	119.90
23	DA	784	A	C4-N9-C1'	-5.35	116.67	126.30
23	DA	1582	C	C6-N1-C2	5.35	122.44	120.30
23	BA	2051	A	N9-C4-C5	5.35	107.94	105.80
23	BA	1424	G	N1-C2-N3	5.34	127.11	123.90
23	DA	1320	C	N3-C4-N4	5.34	121.74	118.00
23	DA	1381	G	C5-C6-O6	5.34	131.81	128.60
1	AA	1460	A	C5-N7-C8	5.34	106.57	103.90
23	BA	2510	C	N3-C4-N4	-5.34	114.26	118.00
1	CA	177	C	C6-N1-C2	-5.34	118.16	120.30
23	DA	1338	G	C2-N3-C4	5.34	114.57	111.90
23	DA	1671	U	N3-C4-C5	5.34	117.81	114.60
23	BA	2491	U	C5-C4-O4	-5.34	122.69	125.90
23	BA	2723	C	N1-C2-O2	5.34	122.11	118.90
24	BB	42	C	C6-N1-C2	5.34	122.44	120.30
1	CA	1274	G	N1-C6-O6	5.34	123.10	119.90
1	CA	1519	A	C5-C6-N6	5.34	127.97	123.70
23	DA	76	C	C2-N3-C4	-5.34	117.23	119.90
23	DA	1581	G	C4-C5-N7	5.34	112.94	110.80
23	BA	1544	A	N9-C4-C5	5.34	107.94	105.80
23	BA	2248	C	N1-C2-N3	5.34	122.94	119.20
23	BA	2503	A	C6-C5-N7	-5.34	128.56	132.30
23	BA	2588	G	C8-N9-C4	-5.34	104.26	106.40
1	CA	1323	G	N3-C4-N9	5.34	129.20	126.00

Continued on next page...

Continued from previous page...

Mol	Chain	Res	Type	Atoms	Z	Observed(°)	Ideal(°)
48	D4	42	PHE	C-N-CA	5.34	135.05	121.70
23	DA	2709	G	N3-C4-C5	-5.34	125.93	128.60
23	BA	446	G	N9-C4-C5	-5.34	103.27	105.40
23	BA	577	G	N3-C4-N9	5.34	129.20	126.00
23	BA	2690	C	C6-N1-C2	-5.34	118.17	120.30
23	DA	2142	C	C5-C6-N1	5.34	123.67	121.00
23	DA	2661	G	N9-C4-C5	-5.34	103.27	105.40
1	AA	398	C	N3-C4-N4	-5.33	114.27	118.00
1	AA	1012	U	C5-C6-N1	5.33	125.37	122.70
23	BA	546	C	N3-C4-N4	5.33	121.73	118.00
23	BA	1338	G	N3-C2-N2	5.33	123.64	119.90
24	BB	116	G	C2-N3-C4	-5.33	109.23	111.90
23	DA	799	G	C4-C5-N7	-5.33	108.67	110.80
23	BA	690	G	C6-N1-C2	-5.33	121.90	125.10
23	BA	806	C	C5-C4-N4	-5.33	116.47	120.20
23	BA	978	G	N3-C2-N2	5.33	123.63	119.90
23	BA	1039	G	C4-N9-C1'	-5.33	119.57	126.50
1	CA	1462	G	N3-C2-N2	-5.33	116.17	119.90
2	CB	169	LYS	N-CA-C	-5.33	96.60	111.00
23	DA	2449	U	C5-C4-O4	-5.33	122.70	125.90
1	AA	1293	G	N9-C4-C5	5.33	107.53	105.40
2	AB	169	LYS	N-CA-C	-5.33	96.61	111.00
23	BA	932	G	C6-N1-C2	-5.33	121.90	125.10
1	CA	1041	A	N1-C6-N6	-5.33	115.40	118.60
23	DA	1331	A	N7-C8-N9	-5.33	111.13	113.80
23	DA	1651	G	N1-C6-O6	5.33	123.10	119.90
23	BA	377	C	C5-C4-N4	-5.33	116.47	120.20
23	BA	448	U	N1-C2-O2	-5.33	119.07	122.80
23	BA	772	C	N3-C4-C5	-5.33	119.77	121.90
23	BA	910	A	C4-C5-N7	-5.33	108.04	110.70
23	BA	1335	U	C4-C5-C6	5.33	122.90	119.70
1	CA	1083	U	N1-C2-O2	-5.33	119.07	122.80
1	CA	1390	U	N1-C2-O2	-5.33	119.07	122.80
23	DA	143	G	C4-N9-C1'	-5.33	119.57	126.50
23	DA	375	C	C5-C6-N1	-5.33	118.34	121.00
23	DA	1325	G	C8-N9-C4	5.33	108.53	106.40
23	DA	1925	C	N1-C2-O2	-5.33	115.70	118.90
35	DR	72	ASP	CB-CG-OD2	5.33	123.09	118.30
1	CA	246	A	C8-N9-C4	5.33	107.93	105.80
1	CA	365	U	C6-N1-C1'	5.33	128.66	121.20
1	CA	1038	C	N3-C4-C5	-5.33	119.77	121.90
23	BA	529	A	C8-N9-C4	-5.32	103.67	105.80

Continued on next page...

Continued from previous page...

Mol	Chain	Res	Type	Atoms	Z	Observed(°)	Ideal(°)
23	BA	1226	A	N1-C2-N3	-5.32	126.64	129.30
23	BA	1459	G	N3-C4-C5	-5.32	125.94	128.60
23	BA	1833	U	N1-C2-N3	5.32	118.09	114.90
23	BA	2451	A	N1-C6-N6	-5.32	115.41	118.60
24	DB	101	G	N3-C2-N2	5.32	123.63	119.90
23	BA	252	G	N1-C2-N3	5.32	127.09	123.90
23	BA	2572	A	C5-N7-C8	-5.32	101.24	103.90
23	DA	2699	C	C6-N1-C2	5.32	122.43	120.30
23	BA	60	G	N3-C4-C5	5.32	131.26	128.60
23	BA	2066	C	C2-N3-C4	-5.32	117.24	119.90
23	DA	140	G	N9-C4-C5	-5.32	103.27	105.40
23	DA	2332	U	N3-C4-O4	-5.32	115.68	119.40
23	DA	2593	U	N1-C2-N3	5.32	118.09	114.90
23	BA	1238	G	C5-C6-O6	-5.32	125.41	128.60
23	DA	1010	A	C8-N9-C4	5.32	107.93	105.80
23	DA	2070	G	N1-C2-N2	-5.32	111.41	116.20
1	AA	1204	A	N9-C4-C5	5.32	107.93	105.80
23	BA	1121	C	C5-C6-N1	-5.32	118.34	121.00
23	BA	1434	A	N1-C6-N6	-5.32	115.41	118.60
23	BA	1997	G	C2-N3-C4	5.32	114.56	111.90
23	BA	2689	U	C6-N1-C2	-5.32	117.81	121.00
24	BB	7	G	N1-C6-O6	5.32	123.09	119.90
23	DA	987	G	N3-C4-N9	-5.32	122.81	126.00
23	DA	1272	A	C5-C6-N6	5.32	127.95	123.70
23	DA	1381	G	N1-C6-O6	-5.32	116.71	119.90
23	BA	70	G	C8-N9-C4	-5.32	104.27	106.40
23	BA	271(K)	U	C2-N1-C1'	5.32	124.08	117.70
23	BA	1204	A	C4-C5-C6	5.32	119.66	117.00
23	BA	1696	G	N1-C6-O6	-5.32	116.71	119.90
31	BN	33	LEU	CA-CB-CG	5.32	127.53	115.30
23	DA	203	C	C5-C4-N4	-5.32	116.48	120.20
23	DA	2680	C	N3-C4-C5	5.32	124.03	121.90
1	AA	991	U	C6-N1-C2	-5.31	117.81	121.00
23	BA	959	A	N9-C4-C5	5.31	107.93	105.80
23	BA	1708	C	N3-C4-C5	5.31	124.03	121.90
1	CA	1442	G	N3-C4-N9	5.31	129.19	126.00
23	DA	2344	U	N1-C2-O2	5.31	126.52	122.80
23	BA	2070	G	C5-N7-C8	5.31	106.96	104.30
23	BA	2500	U	N3-C4-O4	-5.31	115.68	119.40
23	DA	1207	C	C5-C4-N4	-5.31	116.48	120.20
23	DA	2010	G	C5-C6-N1	-5.31	108.84	111.50
23	DA	2195	C	C2-N1-C1'	-5.31	112.96	118.80

Continued on next page...

Continued from previous page...

Mol	Chain	Res	Type	Atoms	Z	Observed(°)	Ideal(°)
23	BA	2409	G	C6-C5-N7	-5.31	127.21	130.40
23	BA	2673	G	C5-N7-C8	-5.31	101.64	104.30
1	AA	1285	A	C4-N9-C1'	-5.31	116.75	126.30
1	AA	1323	G	C3'-C2'-C1'	-5.31	97.25	101.50
1	AA	1442	G	N3-C4-N9	5.31	129.19	126.00
23	BA	664	C	C6-N1-C2	5.31	122.42	120.30
23	BA	2163	C	C6-N1-C2	-5.31	118.18	120.30
23	BA	2476	A	C4-C5-C6	5.31	119.66	117.00
45	B1	46	LEU	CA-CB-CG	5.31	127.51	115.30
1	CA	393	A	C8-N9-C4	-5.31	103.68	105.80
1	CA	893	C	C6-N1-C2	5.31	122.42	120.30
1	CA	980	C	N1-C2-O2	5.31	122.09	118.90
23	DA	1374	G	C2-N3-C4	-5.31	109.25	111.90
1	AA	1002	G	N3-C4-C5	-5.31	125.95	128.60
23	BA	59	U	C6-N1-C1'	-5.31	113.77	121.20
23	BA	521	G	N9-C4-C5	5.31	107.52	105.40
23	BA	726	G	C4-C5-N7	-5.31	108.68	110.80
23	DA	275	G	C4-N9-C1'	5.31	133.40	126.50
23	DA	333	G	C6-C5-N7	-5.31	127.22	130.40
23	DA	1681	G	N1-C6-O6	5.31	123.08	119.90
5	CE	65	ASN	N-CA-C	-5.31	96.67	111.00
10	CJ	16	LEU	CA-CB-CG	5.31	127.50	115.30
23	DA	1763	G	N7-C8-N9	-5.31	110.45	113.10
23	BA	1149	G	N1-C6-O6	5.30	123.08	119.90
23	BA	1773	A	C5-C6-N1	5.30	120.35	117.70
23	DA	121	G	C4-C5-N7	5.30	112.92	110.80
23	DA	1800	C	C4-C5-C6	5.30	120.05	117.40
23	BA	2016	U	N3-C2-O2	-5.30	118.49	122.20
1	CA	500	G	C5-C6-O6	5.30	131.78	128.60
1	AA	947	G	C4-C5-N7	5.30	112.92	110.80
23	BA	1974	C	N1-C2-O2	5.30	122.08	118.90
1	CA	1149	C	C5-C6-N1	5.30	123.65	121.00
23	DA	978	G	N9-C4-C5	-5.30	103.28	105.40
23	DA	2643	G	N1-C6-O6	5.30	123.08	119.90
23	BA	2163	C	C5-C6-N1	5.30	123.65	121.00
23	BA	2755	C	C5-C6-N1	5.30	123.65	121.00
23	DA	39	C	N3-C2-O2	-5.30	118.19	121.90
23	DA	74	A	N7-C8-N9	5.30	116.45	113.80
23	DA	574	C	C5-C4-N4	5.30	123.91	120.20
23	DA	1970	A	N9-C4-C5	-5.30	103.68	105.80
30	DI	72	LEU	CA-CB-CG	5.30	127.49	115.30
23	BA	792	G	N3-C4-C5	-5.30	125.95	128.60

Continued on next page...

Continued from previous page...

Mol	Chain	Res	Type	Atoms	Z	Observed(°)	Ideal(°)
1	CA	1030	C	C6-N1-C1'	-5.30	114.44	120.80
23	DA	511	U	C2-N1-C1'	5.30	124.06	117.70
23	BA	645	C	C5-C6-N1	5.30	123.65	121.00
23	BA	1302	A	C8-N9-C4	5.30	107.92	105.80
23	BA	1539	G	N1-C6-O6	5.30	123.08	119.90
24	BB	60	C	C5-C6-N1	5.30	123.65	121.00
23	DA	844	C	C6-N1-C2	5.30	122.42	120.30
23	DA	2181	G	N3-C2-N2	5.30	123.61	119.90
23	DA	2591	C	N3-C4-C5	5.30	124.02	121.90
1	CA	1123	A	N3-C4-C5	-5.29	123.09	126.80
1	CA	1195	C	C5-C6-N1	5.29	123.65	121.00
23	DA	860	U	N1-C2-N3	5.29	118.08	114.90
23	DA	2380	C	N3-C4-C5	5.29	124.02	121.90
1	AA	6	G	C4-N9-C1'	5.29	133.38	126.50
1	AA	997	U	C5-C4-O4	5.29	129.08	125.90
23	BA	454	A	N9-C4-C5	5.29	107.92	105.80
1	CA	945	G	C8-N9-C4	5.29	108.52	106.40
23	DA	1247	A	N7-C8-N9	-5.29	111.15	113.80
1	AA	615	C	C6-N1-C2	-5.29	118.18	120.30
1	AA	1220	G	N1-C6-O6	5.29	123.08	119.90
23	BA	608	A	C2-N3-C4	-5.29	107.95	110.60
1	CA	697	U	C6-N1-C2	5.29	124.17	121.00
23	DA	252	G	N1-C2-N3	5.29	127.08	123.90
1	AA	1247	U	C2-N1-C1'	5.29	124.05	117.70
23	BA	1312	U	C5-C6-N1	-5.29	120.06	122.70
23	DA	1831	G	N1-C2-N2	-5.29	111.44	116.20
1	AA	366	C	C5-C6-N1	-5.29	118.36	121.00
23	BA	481	G	N9-C4-C5	5.29	107.52	105.40
23	BA	981	A	N7-C8-N9	-5.29	111.16	113.80
23	BA	2186	G	C5-C6-O6	5.29	131.77	128.60
1	CA	1386	G	C6-C5-N7	5.29	133.57	130.40
23	DA	305	U	C6-N1-C2	5.29	124.17	121.00
23	DA	1415	U	C5-C4-O4	5.29	129.07	125.90
1	CA	105	G	C8-N9-C4	-5.29	104.28	106.40
23	DA	103	A	N7-C8-N9	-5.29	111.16	113.80
23	DA	377	C	C5-C4-N4	-5.29	116.50	120.20
23	DA	953	A	N1-C6-N6	-5.29	115.43	118.60
23	DA	2883	A	C5-C6-N6	-5.29	119.47	123.70
23	BA	1546	C	C5-C6-N1	5.29	123.64	121.00
23	BA	2487	G	C4-C5-N7	5.29	112.91	110.80
23	DA	178	G	N1-C6-O6	-5.29	116.73	119.90
23	DA	1382	G	N9-C4-C5	-5.29	103.29	105.40

Continued on next page...

Continued from previous page...

Mol	Chain	Res	Type	Atoms	Z	Observed(°)	Ideal(°)
23	DA	1794	U	N3-C4-C5	5.29	117.77	114.60
23	DA	2383	G	N3-C4-C5	-5.29	125.96	128.60
23	BA	332	A	N9-C4-C5	5.28	107.91	105.80
23	BA	2379	G	C8-N9-C1'	-5.28	120.13	127.00
35	BR	60	LEU	CA-CB-CG	5.28	127.45	115.30
22	CV	9	LEU	CA-CB-CG	5.28	127.45	115.30
1	AA	1207	G	N9-C4-C5	-5.28	103.29	105.40
23	DA	440	G	N1-C6-O6	-5.28	116.73	119.90
23	DA	682	G	C2-N3-C4	-5.28	109.26	111.90
23	DA	2587	A	N7-C8-N9	5.28	116.44	113.80
1	AA	960	U	C2-N3-C4	5.28	130.17	127.00
23	BA	690	G	C2-N3-C4	5.28	114.54	111.90
23	DA	1788	C	C2-N1-C1'	5.28	124.61	118.80
23	DA	2027	G	C6-N1-C2	-5.28	121.93	125.10
23	DA	2513	G	C8-N9-C4	-5.28	104.29	106.40
23	BA	2387	U	C2-N3-C4	-5.28	123.83	127.00
24	BB	29	A	C8-N9-C4	-5.28	103.69	105.80
1	CA	358	U	C5-C4-O4	5.28	129.07	125.90
23	DA	995	C	N3-C4-C5	-5.28	119.79	121.90
23	DA	1227	G	N1-C6-O6	5.28	123.07	119.90
23	DA	2826	A	N1-C6-N6	-5.28	115.43	118.60
23	BA	202	U	C6-N1-C2	5.28	124.17	121.00
23	BA	205	G	N7-C8-N9	-5.28	110.46	113.10
23	BA	600	G	N1-C2-N2	-5.28	111.45	116.20
23	BA	611	C	N3-C2-O2	-5.28	118.21	121.90
23	BA	1219	G	N9-C4-C5	-5.28	103.29	105.40
23	BA	1998	G	N1-C6-O6	5.28	123.06	119.90
23	DA	1389	G	N3-C4-C5	-5.28	125.96	128.60
23	DA	1698	A	N1-C2-N3	5.27	131.94	129.30
1	AA	960	U	N1-C2-O2	5.27	126.49	122.80
1	AA	1224	G	C4-N9-C1'	-5.27	119.64	126.50
23	BA	40	C	N1-C2-O2	-5.27	115.74	118.90
23	BA	113	G	N1-C6-O6	5.27	123.06	119.90
23	BA	2363	C	C2-N3-C4	-5.27	117.26	119.90
23	DA	337	C	C6-N1-C2	5.27	122.41	120.30
23	DA	570	G	C4-C5-N7	5.27	112.91	110.80
23	DA	602	G	N9-C4-C5	-5.27	103.29	105.40
23	DA	764	A	C4-C5-C6	-5.27	114.36	117.00
23	DA	1118	C	C6-N1-C2	-5.27	118.19	120.30
1	AA	1364	U	C6-N1-C2	-5.27	117.84	121.00
23	BA	1191	G	N9-C4-C5	5.27	107.51	105.40
1	CA	839	U	C6-N1-C1'	-5.27	113.82	121.20

Continued on next page...

Continued from previous page...

Mol	Chain	Res	Type	Atoms	Z	Observed(°)	Ideal(°)
1	AA	994	A	C5-C6-N6	-5.27	119.48	123.70
23	BA	146	G	C4-C5-N7	-5.27	108.69	110.80
23	BA	2319	G	C8-N9-C4	-5.27	104.29	106.40
23	BA	2562	U	C2-N3-C4	-5.27	123.84	127.00
23	DA	2678	C	C5-C6-N1	-5.27	118.36	121.00
1	AA	1207	G	C4-C5-N7	5.27	112.91	110.80
23	BA	1641	A	N1-C2-N3	5.27	131.93	129.30
23	BA	2615	U	N3-C4-C5	5.27	117.76	114.60
23	DA	386	G	N1-C2-N2	-5.27	111.46	116.20
23	DA	602	G	C8-N9-C4	5.27	108.51	106.40
1	CA	1304	G	C2-N3-C4	5.27	114.53	111.90
23	DA	949	C	C5-C4-N4	-5.27	116.51	120.20
23	BA	594	U	C5-C4-O4	5.26	129.06	125.90
23	BA	914	C	N1-C2-O2	5.26	122.06	118.90
23	BA	1204	A	C5-C6-N6	-5.26	119.49	123.70
23	BA	1661	G	C4-C5-N7	-5.26	108.69	110.80
23	BA	2072	G	N1-C6-O6	5.26	123.06	119.90
23	BA	2182	G	C5-C6-N1	-5.26	108.87	111.50
23	BA	2700	C	C5-C4-N4	-5.26	116.52	120.20
23	DA	221	A	N7-C8-N9	5.26	116.43	113.80
23	DA	686	G	C4-C5-N7	5.26	112.91	110.80
23	DA	756	C	C6-N1-C2	-5.26	118.19	120.30
23	DA	1153	C	N3-C2-O2	5.26	125.58	121.90
23	BA	2616	C	N1-C2-N3	5.26	122.88	119.20
23	BA	2622	C	N3-C2-O2	-5.26	118.22	121.90
1	CA	1460	A	C5-C6-N6	5.26	127.91	123.70
23	BA	839	U	C6-N1-C2	-5.26	117.84	121.00
23	BA	2237	G	N3-C2-N2	5.26	123.58	119.90
23	DA	2193	G	N3-C4-C5	5.26	131.23	128.60
23	DA	2568	C	C5-C6-N1	-5.26	118.37	121.00
23	BA	745	G	N7-C8-N9	5.26	115.73	113.10
23	BA	2071	A	N3-C4-C5	-5.26	123.12	126.80
23	DA	686	G	N3-C2-N2	5.26	123.58	119.90
23	BA	2005	A	N1-C2-N3	-5.26	126.67	129.30
23	DA	1977	A	C5-N7-C8	5.26	106.53	103.90
23	BA	567	A	N1-C6-N6	5.26	121.75	118.60
23	BA	734	A	N1-C6-N6	5.26	121.75	118.60
23	BA	2142	C	C5-C6-N1	5.26	123.63	121.00
23	DA	14	A	N7-C8-N9	5.26	116.43	113.80
23	DA	2252	G	C8-N9-C4	5.26	108.50	106.40
24	DB	84	C	C2-N1-C1'	-5.26	113.02	118.80
23	BA	1831	G	C5-C6-O6	5.25	131.75	128.60

Continued on next page...

Continued from previous page...

Mol	Chain	Res	Type	Atoms	Z	Observed(°)	Ideal(°)
23	DA	303	U	N3-C4-O4	-5.25	115.72	119.40
23	DA	1617	C	C6-N1-C2	5.25	122.40	120.30
23	DA	1703	G	C4-N9-C1'	5.25	133.33	126.50
23	DA	2383	G	N1-C2-N2	-5.25	111.47	116.20
1	AA	576	G	C8-N9-C1'	-5.25	120.17	127.00
23	BA	533	G	N7-C8-N9	5.25	115.73	113.10
23	BA	568	U	N3-C4-O4	5.25	123.08	119.40
23	BA	2509	G	C5-C6-N1	5.25	114.13	111.50
23	BA	2692	C	N1-C2-N3	5.25	122.88	119.20
23	DA	866	A	C5-N7-C8	-5.25	101.27	103.90
23	DA	1049	C	N1-C2-O2	5.25	122.05	118.90
23	DA	1962	C	N3-C2-O2	5.25	125.58	121.90
23	DA	1992	G	P-O3'-C3'	5.25	126.00	119.70
23	DA	2033	A	C2-N3-C4	5.25	113.23	110.60
1	AA	561	U	N3-C2-O2	5.25	125.88	122.20
1	AA	935	A	C8-N9-C4	-5.25	103.70	105.80
23	BA	2098	U	C5-C6-N1	5.25	125.33	122.70
23	BA	2268	A	N1-C6-N6	5.25	121.75	118.60
47	B3	30	ARG	NE-CZ-NH1	5.25	122.93	120.30
1	CA	1432	G	N3-C4-C5	5.25	131.22	128.60
23	BA	669	G	C4-C5-N7	5.25	112.90	110.80
23	BA	1331	A	C2-N3-C4	-5.25	107.97	110.60
23	BA	2387	U	N1-C2-N3	5.25	118.05	114.90
1	CA	674	G	C5-C6-O6	-5.25	125.45	128.60
23	BA	47	C	N3-C2-O2	-5.25	118.23	121.90
23	BA	205	G	C5-N7-C8	5.25	106.92	104.30
23	BA	556	G	C6-N1-C2	5.25	128.25	125.10
23	BA	613	G	N1-C6-O6	5.25	123.05	119.90
48	B4	42	PHE	C-N-CA	5.25	134.82	121.70
23	DA	1569	A	N1-C6-N6	-5.25	115.45	118.60
1	AA	1099	G	C8-N9-C1'	-5.25	120.18	127.00
23	BA	1788	C	C2-N1-C1'	5.25	124.57	118.80
23	BA	2361	A	C4-C5-N7	5.25	113.32	110.70
23	BA	2439	A	N7-C8-N9	5.25	116.42	113.80
23	BA	2505	G	N3-C2-N2	5.25	123.57	119.90
23	DA	791	C	C2-N3-C4	-5.25	117.28	119.90
23	DA	1348	G	C4-C5-N7	5.25	112.90	110.80
23	DA	1698	A	C5-C6-N1	-5.25	115.08	117.70
23	BA	2571	C	C6-N1-C1'	-5.25	114.51	120.80
24	BB	1	U	C5-C6-N1	5.25	125.32	122.70
23	DA	334	C	C6-N1-C2	5.25	122.40	120.30
1	AA	963	G	C4-C5-N7	-5.24	108.70	110.80

Continued on next page...

Continued from previous page...

Mol	Chain	Res	Type	Atoms	Z	Observed(°)	Ideal(°)
1	AA	1058	G	N7-C8-N9	5.24	115.72	113.10
23	BA	1630	G	C8-N9-C4	-5.24	104.30	106.40
23	DA	221	A	N9-C4-C5	5.24	107.90	105.80
23	DA	834	C	C6-N1-C2	-5.24	118.20	120.30
23	DA	928	G	C8-N9-C1'	-5.24	120.18	127.00
23	DA	1120	G	N1-C6-O6	5.24	123.05	119.90
23	DA	1244	G	N3-C4-C5	5.24	131.22	128.60
23	DA	2325	G	C4-N9-C1'	5.24	133.32	126.50
23	BA	2335	A	C8-N9-C4	5.24	107.90	105.80
23	BA	2492	U	C6-N1-C2	-5.24	117.86	121.00
23	DA	1389	G	N1-C2-N2	-5.24	111.48	116.20
23	BA	2345	G	N9-C4-C5	5.24	107.50	105.40
23	BA	2709	G	N3-C4-N9	5.24	129.14	126.00
1	CA	727	G	N1-C6-O6	-5.24	116.76	119.90
23	BA	737	C	C5-C6-N1	-5.24	118.38	121.00
23	BA	755	C	N3-C4-C5	-5.24	119.81	121.90
23	BA	2621	A	C2-N3-C4	-5.24	107.98	110.60
23	DA	192	C	C2-N1-C1'	-5.24	113.04	118.80
1	AA	1056	U	C6-N1-C2	-5.24	117.86	121.00
1	CA	266	G	N3-C4-N9	-5.24	122.86	126.00
1	AA	530	G	C8-N9-C1'	-5.24	120.19	127.00
1	AA	1082	G	N3-C4-N9	5.24	129.14	126.00
23	BA	291	C	N3-C2-O2	5.24	125.56	121.90
23	BA	331	A	C6-N1-C2	-5.24	115.46	118.60
23	BA	2013	A	C5-C6-N1	5.24	120.32	117.70
24	BB	56	G	N1-C6-O6	-5.24	116.76	119.90
1	CA	629	G	C8-N9-C4	-5.24	104.31	106.40
23	DA	946	G	C8-N9-C4	5.24	108.49	106.40
23	BA	1861	G	C8-N9-C1'	5.23	133.80	127.00
23	BA	2045	C	C5-C6-N1	-5.23	118.38	121.00
23	BA	2294	C	N1-C2-O2	5.23	122.04	118.90
1	CA	865	A	C8-N9-C4	-5.23	103.71	105.80
23	DA	1319	G	C4-N9-C1'	5.23	133.30	126.50
23	DA	2452	C	N3-C4-C5	-5.23	119.81	121.90
23	BA	254	G	N3-C4-C5	-5.23	125.98	128.60
23	BA	1275	A	C2-N3-C4	-5.23	107.98	110.60
1	CA	1274	G	N3-C4-N9	5.23	129.14	126.00
23	DA	261	G	C5-C6-N1	5.23	114.12	111.50
23	DA	1544	A	N1-C6-N6	-5.23	115.46	118.60
23	DA	2052	G	N7-C8-N9	-5.23	110.48	113.10
23	BA	1573	G	C8-N9-C4	5.23	108.49	106.40
23	BA	2430	A	C2-N3-C4	-5.23	107.99	110.60

Continued on next page...

Continued from previous page...

Mol	Chain	Res	Type	Atoms	Z	Observed(°)	Ideal(°)
52	B8	57	ARG	NE-CZ-NH2	5.23	122.92	120.30
1	CA	292	G	C8-N9-C4	-5.23	104.31	106.40
23	BA	177	G	N3-C2-N2	5.23	123.56	119.90
23	BA	1795	C	N3-C4-C5	5.23	123.99	121.90
23	BA	2261	C	C4-C5-C6	5.23	120.01	117.40
23	BA	2480	C	C6-N1-C2	-5.23	118.21	120.30
23	DA	671	C	C2-N3-C4	-5.23	117.29	119.90
23	DA	673	C	C5-C6-N1	-5.23	118.39	121.00
23	DA	1168	G	C5-C6-O6	-5.23	125.46	128.60
23	DA	2619	C	N3-C4-C5	5.23	123.99	121.90
1	AA	972	C	C6-N1-C1'	5.22	127.07	120.80
1	AA	1269	A	N7-C8-N9	5.22	116.41	113.80
23	BA	171	G	N3-C2-N2	5.22	123.56	119.90
23	BA	531	C	C5-C4-N4	-5.22	116.54	120.20
23	BA	1365	A	C8-N9-C4	5.22	107.89	105.80
23	BA	2293	C	C6-N1-C2	5.22	122.39	120.30
23	BA	2848	G	C5-N7-C8	5.22	106.91	104.30
23	DA	72	U	C5-C6-N1	-5.22	120.09	122.70
23	DA	777	A	C5-N7-C8	5.22	106.51	103.90
23	DA	2543	G	C5-C6-N1	-5.22	108.89	111.50
1	AA	1373	G	C4-N9-C1'	5.22	133.29	126.50
23	BA	613	G	C5-C6-O6	-5.22	125.47	128.60
23	BA	1338	G	C5-C6-O6	5.22	131.73	128.60
23	BA	1980	G	N3-C4-C5	-5.22	125.99	128.60
23	BA	2245	U	C6-N1-C2	5.22	124.13	121.00
23	BA	2489	G	C8-N9-C1'	-5.22	120.21	127.00
24	DB	109	C	C6-N1-C2	5.22	122.39	120.30
23	DA	1259	G	C5-N7-C8	5.22	106.91	104.30
23	DA	2047	U	C5-C4-O4	-5.22	122.77	125.90
23	DA	738	G	N1-C6-O6	-5.22	116.77	119.90
23	DA	2340	G	C8-N9-C4	5.22	108.49	106.40
23	DA	2538	C	C2-N1-C1'	-5.22	113.06	118.80
23	BA	1398	C	C5-C6-N1	5.22	123.61	121.00
23	BA	26	G	C6-C5-N7	-5.22	127.27	130.40
23	BA	1493	C	C6-N1-C1'	-5.22	114.54	120.80
1	CA	1334	G	N3-C4-N9	5.22	129.13	126.00
23	DA	303	U	C5-C4-O4	5.22	129.03	125.90
1	AA	1126	U	N1-C2-O2	5.21	126.45	122.80
23	BA	529	A	N7-C8-N9	5.21	116.41	113.80
23	BA	1429	G	C4-N9-C1'	5.21	133.28	126.50
23	BA	1931	U	C5-C6-N1	5.21	125.31	122.70
23	BA	2008	C	C4-C5-C6	5.21	120.01	117.40

Continued on next page...

Continued from previous page...

Mol	Chain	Res	Type	Atoms	Z	Observed(°)	Ideal(°)
1	CA	1194	U	C6-N1-C2	-5.21	117.87	121.00
23	DA	84	A	C5-C6-N1	5.21	120.31	117.70
23	DA	495	G	C8-N9-C4	5.21	108.49	106.40
23	DA	571	A	N1-C6-N6	5.21	121.73	118.60
23	DA	1605	C	N3-C2-O2	-5.21	118.25	121.90
23	DA	1631	C	N1-C2-O2	-5.21	115.77	118.90
23	DA	2084	C	C5-C6-N1	-5.21	118.39	121.00
23	BA	271(K)	U	N1-C2-O2	5.21	126.45	122.80
23	BA	1319	G	N7-C8-N9	5.21	115.71	113.10
23	BA	61	G	N1-C2-N3	5.21	127.03	123.90
23	BA	119	A	N1-C6-N6	-5.21	115.47	118.60
23	BA	2325	G	C8-N9-C1'	-5.21	120.22	127.00
23	DA	2523	G	C8-N9-C4	-5.21	104.32	106.40
23	DA	2554	U	N1-C2-O2	-5.21	119.15	122.80
23	BA	1299	G	C5-C6-N1	-5.21	108.89	111.50
23	BA	2248	C	C2-N3-C4	-5.21	117.30	119.90
1	CA	980	C	C6-N1-C2	-5.21	118.22	120.30
23	DA	1576	U	N3-C2-O2	-5.21	118.55	122.20
23	BA	189	G	C6-N1-C2	-5.21	121.97	125.10
23	BA	2630	G	C5-C6-O6	-5.21	125.47	128.60
23	DA	398	G	C5-C6-O6	-5.21	125.47	128.60
23	DA	665	C	N3-C2-O2	-5.21	118.25	121.90
23	DA	734	A	C2-N3-C4	-5.21	108.00	110.60
23	DA	768	G	C5-N7-C8	5.21	106.90	104.30
23	DA	2791	C	C6-N1-C1'	-5.21	114.55	120.80
23	BA	118	A	N7-C8-N9	-5.21	111.20	113.80
23	BA	454	A	C8-N9-C4	-5.21	103.72	105.80
23	DA	602	G	N1-C6-O6	5.21	123.02	119.90
23	DA	794	G	C5-N7-C8	5.21	106.90	104.30
1	AA	822	C	C6-N1-C2	5.21	122.38	120.30
23	DA	680	G	C2-N3-C4	-5.21	109.30	111.90
23	DA	2512	C	C6-N1-C2	5.21	122.38	120.30
1	AA	1221	G	C2-N3-C4	5.20	114.50	111.90
23	BA	1252	G	C4-N9-C1'	-5.20	119.73	126.50
23	BA	1802	A	C6-N1-C2	-5.20	115.48	118.60
23	BA	2019	A	C6-N1-C2	-5.20	115.48	118.60
24	BB	75	G	C6-N1-C2	-5.20	121.98	125.10
1	CA	1042	G	N3-C4-N9	-5.20	122.88	126.00
23	DA	749	C	C2-N1-C1'	5.20	124.52	118.80
23	DA	811	U	N1-C2-N3	5.20	118.02	114.90
23	BA	949	C	C4-C5-C6	5.20	120.00	117.40
23	BA	2248	C	C4-C5-C6	5.20	120.00	117.40

Continued on next page...

Continued from previous page...

Mol	Chain	Res	Type	Atoms	Z	Observed(°)	Ideal(°)
23	DA	2501	C	C6-N1-C2	5.20	122.38	120.30
23	BA	74	A	C8-N9-C4	-5.20	103.72	105.80
23	BA	1296	G	N7-C8-N9	5.20	115.70	113.10
23	BA	2145	C	C5-C6-N1	5.20	123.60	121.00
23	BA	2589	A	N1-C6-N6	5.20	121.72	118.60
23	DA	645	C	C6-N1-C2	-5.20	118.22	120.30
23	DA	1558	A	N1-C2-N3	5.20	131.90	129.30
23	DA	2504	U	N3-C4-O4	-5.20	115.76	119.40
23	BA	1124	C	N1-C2-O2	-5.20	115.78	118.90
24	BB	74	U	C4-C5-C6	5.20	122.82	119.70
1	CA	114	U	N3-C2-O2	-5.20	118.56	122.20
23	DA	195	A	C6-C5-N7	-5.20	128.66	132.30
23	DA	2449	U	C2-N1-C1'	5.20	123.94	117.70
1	AA	77	G	C6-N1-C2	5.20	128.22	125.10
1	AA	1343	G	N9-C4-C5	5.20	107.48	105.40
23	BA	1359	A	C6-C5-N7	5.20	135.94	132.30
23	BA	2620	C	C6-N1-C1'	-5.20	114.56	120.80
23	DA	696	G	C2-N3-C4	5.20	114.50	111.90
1	AA	1356	G	C6-N1-C2	5.20	128.22	125.10
23	BA	27	G	C8-N9-C4	-5.20	104.32	106.40
23	BA	956	G	C4-C5-C6	5.20	121.92	118.80
23	BA	2104	G	C8-N9-C1'	-5.20	120.25	127.00
23	BA	2411	A	N1-C6-N6	5.20	121.72	118.60
23	BA	2486	G	C8-N9-C1'	-5.20	120.25	127.00
23	DA	658	C	C6-N1-C2	-5.20	118.22	120.30
23	DA	1544	A	N9-C4-C5	5.20	107.88	105.80
23	DA	2241	A	N1-C2-N3	5.20	131.90	129.30
23	DA	2378	A	C8-N9-C4	5.20	107.88	105.80
23	BA	749	C	C2-N1-C1'	5.19	124.51	118.80
23	BA	2295	C	C5-C4-N4	-5.19	116.56	120.20
23	DA	271(J)	C	C6-N1-C2	5.19	122.38	120.30
23	DA	1315	C	N3-C2-O2	-5.19	118.27	121.90
1	AA	43	C	N3-C4-N4	-5.19	114.37	118.00
1	AA	947	G	N9-C4-C5	-5.19	103.32	105.40
23	BA	534	U	N1-C2-O2	-5.19	119.17	122.80
23	BA	788	A	C4-C5-C6	5.19	119.59	117.00
23	BA	1611	C	N3-C2-O2	-5.19	118.27	121.90
23	DA	599	G	N1-C6-O6	5.19	123.01	119.90
23	DA	825	C	N3-C4-C5	-5.19	119.82	121.90
1	AA	1237	C	C5-C6-N1	5.19	123.59	121.00
23	BA	1036	G	N9-C4-C5	-5.19	103.32	105.40
1	CA	1395	C	C2-N3-C4	5.19	122.49	119.90

Continued on next page...

Continued from previous page...

Mol	Chain	Res	Type	Atoms	Z	Observed(°)	Ideal(°)
23	BA	42	G	C8-N9-C4	5.19	108.47	106.40
23	BA	141	A	N1-C2-N3	5.19	131.89	129.30
23	BA	271	A	N1-C2-N3	5.19	131.89	129.30
23	BA	778	G	N1-C6-O6	-5.19	116.79	119.90
23	BA	1200	C	C5-C6-N1	-5.19	118.41	121.00
23	BA	1755	A	C5-C6-N6	5.19	127.85	123.70
23	BA	2248	C	C5-C6-N1	-5.19	118.41	121.00
23	DA	265	A	C5-C6-N1	-5.19	115.11	117.70
23	DA	1200	C	N3-C2-O2	5.19	125.53	121.90
23	DA	391	G	C4-N9-C1'	5.19	133.24	126.50
23	BA	679	C	N1-C2-O2	-5.18	115.79	118.90
29	BH	171	LEU	CA-CB-CG	5.18	127.23	115.30
23	DA	252	G	C6-N1-C2	-5.18	121.99	125.10
23	DA	2176	A	N1-C2-N3	-5.18	126.71	129.30
23	BA	672	C	N1-C2-O2	-5.18	115.79	118.90
23	BA	811	U	C4-C5-C6	5.18	122.81	119.70
23	BA	1600	C	N3-C2-O2	-5.18	118.27	121.90
23	BA	1602	U	C5-C6-N1	-5.18	120.11	122.70
23	BA	2505	G	C8-N9-C4	5.18	108.47	106.40
23	BA	2619	C	N3-C4-C5	5.18	123.97	121.90
23	DA	812	C	N3-C4-C5	-5.18	119.83	121.90
23	DA	866	A	N9-C4-C5	-5.18	103.73	105.80
1	AA	169	C	N3-C4-C5	-5.18	119.83	121.90
23	BA	970	C	N1-C2-O2	-5.18	115.79	118.90
23	BA	2803	C	C6-N1-C2	-5.18	118.23	120.30
23	DA	77	C	N3-C4-C5	5.18	123.97	121.90
23	DA	212	G	C2-N3-C4	-5.18	109.31	111.90
23	DA	527	C	C5-C4-N4	5.18	123.83	120.20
23	DA	2638	G	N1-C2-N2	-5.18	111.54	116.20
1	AA	781	A	N1-C6-N6	5.18	121.71	118.60
1	AA	1497	G	N1-C6-O6	-5.18	116.79	119.90
23	BA	592	G	C2-N3-C4	5.18	114.49	111.90
23	BA	949	C	C5-C4-N4	-5.18	116.58	120.20
23	DA	1800	C	N1-C2-N3	5.18	122.83	119.20
23	DA	2045	C	C6-N1-C2	5.18	122.37	120.30
1	AA	446	G	C8-N9-C4	-5.18	104.33	106.40
23	DA	272(H)	C	C6-N1-C1'	-5.18	114.59	120.80
23	DA	333	G	C4-C5-N7	5.18	112.87	110.80
1	AA	1045	C	C6-N1-C2	-5.18	118.23	120.30
23	BA	124	G	C5-N7-C8	-5.18	101.71	104.30
23	BA	190	A	N1-C6-N6	-5.18	115.49	118.60
24	BB	37	C	C6-N1-C2	-5.18	118.23	120.30

Continued on next page...

Continued from previous page...

Mol	Chain	Res	Type	Atoms	Z	Observed(°)	Ideal(°)
24	BB	99	G	N7-C8-N9	-5.18	110.51	113.10
23	DA	1935	G	C5-C6-N1	5.18	114.09	111.50
23	BA	194	G	C4-C5-N7	-5.17	108.73	110.80
23	BA	659	C	N3-C4-C5	5.17	123.97	121.90
23	BA	2251	G	C4-C5-N7	-5.17	108.73	110.80
23	DA	815	C	C5-C4-N4	-5.17	116.58	120.20
23	DA	2319	G	N7-C8-N9	5.17	115.69	113.10
23	DA	1328	G	N1-C6-O6	5.17	123.00	119.90
23	DA	2073	C	N3-C4-C5	5.17	123.97	121.90
23	DA	2730	C	N3-C4-N4	-5.17	114.38	118.00
1	AA	90	U	C2-N3-C4	5.17	130.10	127.00
23	BA	1939	U	N1-C2-O2	-5.17	119.18	122.80
1	CA	578	C	C6-N1-C2	-5.17	118.23	120.30
1	CA	1083	U	C4-C5-C6	5.17	122.80	119.70
23	DA	94	C	C6-N1-C2	-5.17	118.23	120.30
23	DA	784	A	C8-N9-C1'	5.17	137.01	127.70
23	DA	1607	C	C5-C4-N4	-5.17	116.58	120.20
23	DA	2031	A	C2-N3-C4	-5.17	108.01	110.60
23	DA	2325	G	C6-C5-N7	-5.17	127.30	130.40
1	AA	1001	A	N3-C4-C5	-5.17	123.18	126.80
23	DA	1985	G	C8-N9-C4	5.17	108.47	106.40
1	AA	1066	C	C5-C6-N1	5.17	123.58	121.00
1	AA	1204	A	C6-C5-N7	5.17	135.92	132.30
23	BA	1703	G	C8-N9-C4	-5.17	104.33	106.40
23	DA	1142(A)	A	N7-C8-N9	5.17	116.38	113.80
23	DA	1602	U	N3-C2-O2	-5.17	118.58	122.20
1	AA	836	G	C6-C5-N7	-5.17	127.30	130.40
1	AA	1001(A)	G	N3-C4-N9	5.17	129.10	126.00
23	BA	1372	U	N3-C4-O4	-5.17	115.78	119.40
23	BA	1753	G	N3-C4-C5	-5.17	126.02	128.60
23	BA	2491	U	N3-C4-C5	5.17	117.70	114.60
23	BA	2500	U	N3-C2-O2	-5.17	118.58	122.20
23	BA	2606	C	C6-N1-C2	5.17	122.37	120.30
23	DA	139(A)	G	C6-C5-N7	-5.17	127.30	130.40
23	DA	2607	G	C4-N9-C1'	5.17	133.22	126.50
1	AA	1020	U	N1-C2-O2	-5.17	119.19	122.80
23	BA	1765	C	C4-C5-C6	-5.17	114.82	117.40
23	DA	474	G	N3-C4-C5	-5.17	126.02	128.60
23	DA	2567	G	C5-C6-O6	-5.17	125.50	128.60
1	AA	868	C	C6-N1-C2	5.16	122.36	120.30
1	AA	1345	U	C2-N1-C1'	5.16	123.90	117.70
23	BA	2767	C	N3-C4-N4	5.16	121.61	118.00

Continued on next page...

Continued from previous page...

Mol	Chain	Res	Type	Atoms	Z	Observed(°)	Ideal(°)
3	CC	34	LEU	CA-CB-CG	5.16	127.17	115.30
23	DA	399	G	N1-C2-N2	-5.16	111.55	116.20
23	DA	2439	A	C8-N9-C4	-5.16	103.73	105.80
1	AA	78	G	N1-C6-O6	5.16	123.00	119.90
23	BA	2077	A	C5-N7-C8	-5.16	101.32	103.90
1	CA	967	C	C5-C6-N1	5.16	123.58	121.00
23	DA	194	G	C5-C6-O6	-5.16	125.50	128.60
23	DA	1999	C	C6-N1-C2	5.16	122.36	120.30
1	AA	1193	G	N1-C2-N2	-5.16	111.56	116.20
23	BA	1253	A	C2-N3-C4	5.16	113.18	110.60
23	BA	1601	G	N1-C6-O6	-5.16	116.80	119.90
1	CA	517	G	N1-C6-O6	-5.16	116.80	119.90
23	DA	446	G	N1-C6-O6	5.16	123.00	119.90
23	DA	672	C	C6-N1-C2	5.16	122.36	120.30
23	DA	1023	U	C2-N3-C4	-5.16	123.90	127.00
23	DA	2709	G	N3-C4-N9	5.16	129.10	126.00
1	AA	500	G	N1-C6-O6	-5.16	116.81	119.90
1	AA	1025	U	C5-C4-O4	-5.16	122.80	125.90
23	BA	271(S)	G	C5-C6-N1	-5.16	108.92	111.50
23	BA	945	A	C8-N9-C4	5.16	107.86	105.80
23	BA	1603	A	C8-N9-C4	-5.16	103.74	105.80
23	BA	2820	A	N9-C4-C5	-5.16	103.74	105.80
23	DA	1125	G	N3-C4-N9	-5.16	122.91	126.00
23	DA	1222	C	C2-N1-C1'	-5.16	113.13	118.80
23	DA	2226	C	N3-C4-C5	5.16	123.96	121.90
1	CA	1225	A	C6-N1-C2	5.16	121.69	118.60
23	DA	1039	G	C4-N9-C1'	-5.16	119.80	126.50
23	DA	1219	G	C8-N9-C4	5.16	108.46	106.40
23	DA	1642	G	N1-C2-N3	5.16	126.99	123.90
1	AA	1023	G	C4-N9-C1'	5.16	133.20	126.50
23	BA	509	C	C4-C5-C6	5.16	119.98	117.40
23	BA	1219	G	C4-C5-N7	5.16	112.86	110.80
23	BA	1939	U	C4-C5-C6	-5.16	116.61	119.70
23	BA	2253	G	N3-C4-C5	5.16	131.18	128.60
23	DA	72	U	C6-N1-C2	5.16	124.09	121.00
23	DA	1142(A)	A	N1-C6-N6	5.16	121.69	118.60
23	DA	2063	C	C2-N3-C4	5.16	122.48	119.90
1	CA	34	C	C6-N1-C2	5.15	122.36	120.30
23	BA	193	U	N3-C4-C5	-5.15	111.51	114.60
23	BA	1450(A)	C	N1-C2-O2	-5.15	115.81	118.90
1	CA	576	G	C8-N9-C1'	-5.15	120.30	127.00
1	CA	719	C	C6-N1-C2	-5.15	118.24	120.30

Continued on next page...

Continued from previous page...

Mol	Chain	Res	Type	Atoms	Z	Observed(°)	Ideal(°)
23	DA	39	C	N1-C2-O2	5.15	121.99	118.90
23	DA	506	G	N3-C4-C5	5.15	131.18	128.60
23	DA	2565	A	C8-N9-C4	5.15	107.86	105.80
23	DA	2689	U	P-O3'-C3'	5.15	125.88	119.70
23	BA	119	A	C6-N1-C2	-5.15	115.51	118.60
23	BA	239	U	C5-C6-N1	-5.15	120.12	122.70
23	BA	1820	U	N3-C2-O2	5.15	125.81	122.20
23	BA	2552	U	C4-C5-C6	5.15	122.79	119.70
23	DA	375	C	N1-C2-O2	-5.15	115.81	118.90
23	DA	2147	G	C5-C6-O6	-5.15	125.51	128.60
24	BB	59	A	N1-C2-N3	-5.15	126.73	129.30
1	CA	923	A	N1-C2-N3	5.15	131.88	129.30
1	AA	170	U	C5-C4-O4	5.15	128.99	125.90
23	BA	1621	U	N3-C4-C5	-5.15	111.51	114.60
23	BA	1844	C	N3-C2-O2	5.15	125.50	121.90
23	BA	2051	A	C8-N9-C4	-5.15	103.74	105.80
23	DA	269	U	C6-N1-C1'	-5.15	114.00	121.20
23	DA	1219	G	N9-C4-C5	-5.15	103.34	105.40
23	DA	1524	G	C5-C6-O6	5.15	131.69	128.60
23	DA	1788	C	N3-C2-O2	-5.15	118.30	121.90
23	DA	2015	A	C6-N1-C2	5.15	121.69	118.60
1	AA	943	U	N1-C2-N3	-5.15	111.81	114.90
1	AA	1099	G	C4-N9-C1'	5.15	133.19	126.50
1	AA	1363(A)	A	C8-N9-C4	-5.15	103.74	105.80
23	BA	2002	G	N9-C4-C5	5.15	107.46	105.40
23	BA	2622	C	C5-C4-N4	5.15	123.80	120.20
23	BA	1145	C	C6-N1-C2	-5.14	118.24	120.30
23	BA	2672	G	C8-N9-C1'	-5.14	120.31	127.00
1	CA	1219	U	C5-C4-O4	-5.14	122.81	125.90
1	CA	1343	G	N3-C4-N9	5.14	129.09	126.00
1	CA	1378	C	C2-N1-C1'	5.14	124.46	118.80
4	CD	9	CYS	CA-CB-SG	5.14	123.26	114.00
23	DA	2007	C	N1-C2-N3	5.14	122.80	119.20
23	BA	611	C	N1-C2-O2	5.14	121.98	118.90
23	BA	1544	A	C8-N9-C4	-5.14	103.74	105.80
23	DA	128	C	C2-N1-C1'	-5.14	113.14	118.80
23	DA	653	A	N1-C6-N6	5.14	121.69	118.60
23	BA	943	U	N3-C2-O2	-5.14	118.60	122.20
23	BA	2419	U	C6-N1-C2	-5.14	117.92	121.00
1	CA	290	C	N1-C2-O2	-5.14	115.82	118.90
1	CA	973	G	N1-C6-O6	5.14	122.98	119.90
1	CA	1443	G	C4-C5-N7	5.14	112.86	110.80

Continued on next page...

Continued from previous page...

Mol	Chain	Res	Type	Atoms	Z	Observed(°)	Ideal(°)
23	DA	330	A	N9-C4-C5	-5.14	103.74	105.80
23	DA	381	G	N3-C4-C5	-5.14	126.03	128.60
23	DA	1333	C	C4-C5-C6	-5.14	114.83	117.40
23	DA	1674	G	N1-C6-O6	-5.14	116.81	119.90
23	BA	564	C	N1-C2-O2	-5.14	115.82	118.90
23	BA	581	C	N1-C2-N3	5.14	122.80	119.20
23	BA	2565	A	C8-N9-C4	5.14	107.86	105.80
1	CA	345	C	N1-C2-O2	5.14	121.98	118.90
23	BA	591	C	C2-N3-C4	-5.14	117.33	119.90
23	BA	41	C	N3-C4-C5	5.14	123.95	121.90
23	BA	949	C	N1-C2-O2	-5.14	115.82	118.90
23	BA	1036	G	N1-C2-N2	-5.14	111.58	116.20
23	BA	1119	C	C2-N3-C4	-5.14	117.33	119.90
23	BA	1627	G	N3-C4-C5	-5.14	126.03	128.60
23	BA	2053	G	N3-C2-N2	-5.14	116.30	119.90
1	CA	1314	C	C5-C4-N4	-5.14	116.60	120.20
23	DA	1259	G	N1-C2-N2	-5.14	111.58	116.20
23	DA	1681	G	C4-C5-N7	5.14	112.86	110.80
23	BA	2037	G	C5-C6-O6	5.13	131.68	128.60
23	BA	2038	G	C5-C6-N1	-5.13	108.93	111.50
23	BA	2234	G	N3-C4-N9	5.13	129.08	126.00
23	BA	2894	G	C4-N9-C1'	5.13	133.18	126.50
23	DA	2779	U	N3-C4-O4	-5.13	115.81	119.40
23	BA	202	U	C6-N1-C1'	-5.13	114.01	121.20
23	BA	613	G	C5-N7-C8	-5.13	101.73	104.30
23	DA	2399	G	N1-C6-O6	-5.13	116.82	119.90
1	CA	1123	A	C2-N3-C4	5.13	113.17	110.60
23	BA	852	G	N1-C6-O6	-5.13	116.82	119.90
23	BA	978	G	C5-N7-C8	5.13	106.86	104.30
23	BA	2035	G	C8-N9-C1'	5.13	133.67	127.00
23	BA	2433	A	N9-C4-C5	-5.13	103.75	105.80
24	BB	5	C	C5-C6-N1	-5.13	118.44	121.00
1	CA	1120	G	N9-C4-C5	-5.13	103.35	105.40
23	DA	1415	U	C2-N1-C1'	-5.13	111.54	117.70
23	BA	1858	G	C4-N9-C1'	5.13	133.17	126.50
23	BA	2307	G	C4-N9-C1'	5.13	133.17	126.50
1	CA	481	G	N3-C4-C5	-5.13	126.04	128.60
1	CA	529	G	C6-C5-N7	-5.13	127.32	130.40
1	CA	1323	G	N9-C4-C5	-5.13	103.35	105.40
23	DA	1210	A	C5-C6-N6	-5.13	119.60	123.70
23	DA	1693	U	C5-C6-N1	-5.13	120.14	122.70
23	BA	473	G	C4-C5-N7	-5.13	108.75	110.80

Continued on next page...

Continued from previous page...

Mol	Chain	Res	Type	Atoms	Z	Observed(°)	Ideal(°)
23	BA	505	A	N9-C4-C5	5.13	107.85	105.80
23	BA	645	C	C2-N3-C4	5.13	122.46	119.90
23	BA	1459	G	N1-C6-O6	-5.13	116.82	119.90
23	BA	2091	U	N1-C2-O2	5.13	126.39	122.80
23	DA	41	C	N3-C4-C5	5.13	123.95	121.90
23	DA	398	G	C6-C5-N7	-5.13	127.32	130.40
23	DA	1999	C	C5-C4-N4	-5.13	116.61	120.20
23	DA	2192	G	N3-C4-C5	-5.13	126.04	128.60
23	BA	1107	G	C4-C5-C6	5.12	121.88	118.80
23	DA	54	G	C5-N7-C8	-5.12	101.74	104.30
1	AA	532	A	C8-N9-C4	5.12	107.85	105.80
1	AA	1361	G	N3-C4-C5	-5.12	126.04	128.60
23	BA	119	A	C4-C5-N7	-5.12	108.14	110.70
23	BA	587	C	N1-C2-O2	5.12	121.97	118.90
23	BA	683	C	C5-C6-N1	5.12	123.56	121.00
23	BA	1039	G	N7-C8-N9	-5.12	110.54	113.10
23	BA	2846	G	N9-C4-C5	5.12	107.45	105.40
23	BA	1442	G	N1-C6-O6	5.12	122.97	119.90
23	BA	1802	A	N1-C6-N6	5.12	121.67	118.60
23	BA	2453	A	N1-C2-N3	-5.12	126.74	129.30
23	DA	28	A	N1-C6-N6	5.12	121.67	118.60
23	DA	41	C	C5-C6-N1	-5.12	118.44	121.00
23	DA	804	A	N9-C4-C5	5.12	107.85	105.80
1	AA	1151	A	C6-C5-N7	5.12	135.88	132.30
1	AA	1297	C	C6-N1-C2	-5.12	118.25	120.30
23	BA	28	A	C2-N3-C4	5.12	113.16	110.60
23	BA	1799	G	C2-N3-C4	5.12	114.46	111.90
1	CA	877	C	C6-N1-C2	5.12	122.35	120.30
23	DA	2319	G	C4-C5-N7	5.12	112.85	110.80
23	BA	126	A	N1-C2-N3	-5.12	126.74	129.30
23	BA	570	G	N3-C4-C5	-5.12	126.04	128.60
23	BA	2880	C	N3-C4-C5	-5.12	119.85	121.90
24	BB	26	A	C2-N3-C4	-5.12	108.04	110.60
1	CA	1527	C	N1-C2-O2	5.12	121.97	118.90
23	DA	131	G	N9-C4-C5	-5.12	103.35	105.40
23	DA	192	C	N1-C2-O2	-5.12	115.83	118.90
1	AA	359	U	N1-C2-O2	-5.12	119.22	122.80
23	BA	542	C	C6-N1-C2	-5.12	118.25	120.30
23	BA	756	C	N3-C2-O2	-5.12	118.32	121.90
23	BA	1786	A	N7-C8-N9	-5.12	111.24	113.80
23	DA	1136	G	C5-C6-O6	-5.12	125.53	128.60
23	DA	2599	G	C5-N7-C8	5.12	106.86	104.30

Continued on next page...

Continued from previous page...

Mol	Chain	Res	Type	Atoms	Z	Observed(°)	Ideal(°)
23	BA	470	A	C8-N9-C4	-5.12	103.75	105.80
23	BA	805	G	N7-C8-N9	5.12	115.66	113.10
23	BA	2030	A	C5-C6-N6	-5.12	119.61	123.70
24	BB	22	U	C5-C6-N1	5.12	125.26	122.70
1	CA	995	C	N3-C2-O2	-5.12	118.32	121.90
1	CA	1028	C	N3-C2-O2	-5.12	118.32	121.90
23	DA	154	G	N9-C4-C5	-5.12	103.35	105.40
23	DA	2037	G	N1-C2-N2	-5.12	111.59	116.20
23	BA	87	C	N3-C4-N4	-5.11	114.42	118.00
23	BA	1578	U	N3-C2-O2	-5.11	118.62	122.20
23	BA	2506	U	C2-N3-C4	-5.11	123.93	127.00
23	BA	2737	G	N1-C2-N2	5.11	120.80	116.20
23	BA	202	U	C5-C6-N1	-5.11	120.14	122.70
23	BA	1285	G	C8-N9-C4	-5.11	104.36	106.40
1	CA	169	C	C4-C5-C6	5.11	119.96	117.40
23	DA	371	A	C5-C6-N6	-5.11	119.61	123.70
23	DA	614	U	N3-C2-O2	-5.11	118.62	122.20
1	AA	886	G	C2-N3-C4	-5.11	109.34	111.90
23	BA	61	G	C2-N3-C4	-5.11	109.34	111.90
23	BA	651	G	N3-C4-C5	-5.11	126.05	128.60
23	BA	1639	U	C5-C6-N1	-5.11	120.14	122.70
23	BA	2000	G	C8-N9-C4	-5.11	104.36	106.40
23	BA	2260	C	C5-C6-N1	-5.11	118.44	121.00
1	CA	1205	U	N3-C2-O2	-5.11	118.62	122.20
23	DA	1010	A	C4-C5-C6	-5.11	114.44	117.00
23	BA	1983	C	C2-N3-C4	-5.11	117.35	119.90
23	BA	2033	A	C2-N3-C4	5.11	113.16	110.60
23	BA	2848	G	N3-C4-C5	-5.11	126.05	128.60
1	CA	1006	C	C5-C6-N1	5.11	123.56	121.00
23	DA	45	C	C4-C5-C6	5.11	119.95	117.40
23	BA	567	A	C8-N9-C4	-5.11	103.76	105.80
23	BA	847	U	C2-N3-C4	-5.11	123.94	127.00
23	BA	2533	A	N1-C6-N6	-5.11	115.53	118.60
23	BA	2894	G	N1-C6-O6	-5.11	116.84	119.90
24	BB	104	U	N3-C4-O4	-5.11	115.82	119.40
23	DA	809	G	N1-C2-N3	5.11	126.97	123.90
23	DA	1397	U	N3-C4-C5	5.11	117.67	114.60
23	DA	1703	G	N7-C8-N9	5.11	115.65	113.10
23	DA	2071	A	C5-N7-C8	5.11	106.45	103.90
1	AA	953	G	N3-C4-C5	-5.11	126.05	128.60
23	BA	468	G	C5-C6-N1	-5.11	108.95	111.50
23	BA	1980	G	C8-N9-C4	-5.11	104.36	106.40

Continued on next page...

Continued from previous page...

Mol	Chain	Res	Type	Atoms	Z	Observed(°)	Ideal(°)
23	BA	2672	G	N1-C6-O6	5.11	122.96	119.90
1	CA	980	C	C5-C6-N1	5.11	123.55	121.00
23	DA	845	G	C8-N9-C1'	-5.11	120.36	127.00
23	DA	1817	G	C2-N3-C4	-5.11	109.35	111.90
23	DA	2769	C	C6-N1-C2	-5.11	118.26	120.30
1	AA	1030	C	N1-C2-O2	5.10	121.96	118.90
23	DA	409	C	N1-C2-N3	-5.10	115.63	119.20
1	AA	968	A	N7-C8-N9	5.10	116.35	113.80
1	AA	1030(A)	G	N3-C4-N9	5.10	129.06	126.00
23	BA	507	A	C8-N9-C4	5.10	107.84	105.80
1	CA	968	A	N1-C6-N6	5.10	121.66	118.60
23	DA	1204	A	N1-C2-N3	5.10	131.85	129.30
23	DA	1319	G	C8-N9-C1'	-5.10	120.37	127.00
23	DA	2307	G	C6-C5-N7	-5.10	127.34	130.40
1	AA	1029	C	C2-N1-C1'	-5.10	113.19	118.80
1	AA	1383	C	C6-N1-C2	-5.10	118.26	120.30
23	BA	566	U	C5-C6-N1	5.10	125.25	122.70
23	DA	208	C	N3-C4-C5	5.10	123.94	121.90
23	DA	2084	C	C6-N1-C2	5.10	122.34	120.30
23	DA	2408	U	N1-C2-O2	-5.10	119.23	122.80
23	DA	2709	G	C5-C6-N1	5.10	114.05	111.50
23	DA	2829	C	N1-C2-O2	-5.10	115.84	118.90
23	BA	1762	A	N3-C4-C5	-5.10	123.23	126.80
23	BA	2037	G	C8-N9-C4	5.10	108.44	106.40
23	BA	2607	G	C8-N9-C4	-5.10	104.36	106.40
23	DA	311	A	C8-N9-C4	5.10	107.84	105.80
23	DA	1013	C	N3-C4-C5	5.10	123.94	121.90
23	DA	1783	A	N9-C4-C5	5.10	107.84	105.80
24	DB	53	A	C4-N9-C1'	5.10	135.48	126.30
23	BA	954	G	C6-N1-C2	-5.10	122.04	125.10
23	DA	1985	G	N7-C8-N9	-5.10	110.55	113.10
23	BA	272(C)	G	N7-C8-N9	-5.09	110.55	113.10
23	BA	1626	G	N9-C4-C5	5.09	107.44	105.40
23	BA	2261	C	N1-C2-N3	5.09	122.77	119.20
23	DA	1298	C	C2-N3-C4	-5.09	117.35	119.90
1	AA	52	G	N7-C8-N9	5.09	115.65	113.10
1	AA	951	G	N3-C4-C5	-5.09	126.05	128.60
23	BA	69	C	C6-N1-C2	-5.09	118.26	120.30
23	BA	378	C	C5-C6-N1	5.09	123.55	121.00
23	BA	730	C	C4-C5-C6	5.09	119.95	117.40
23	BA	1359	A	C4-C5-C6	-5.09	114.45	117.00
23	DA	429	A	C5-C6-N6	-5.09	119.63	123.70

Continued on next page...

Continued from previous page...

Mol	Chain	Res	Type	Atoms	Z	Observed(°)	Ideal(°)
23	DA	1437	C	N1-C2-O2	5.09	121.96	118.90
23	DA	2379	G	C6-C5-N7	-5.09	127.34	130.40
23	DA	809	G	C4-C5-N7	-5.09	108.76	110.80
23	DA	991	C	N3-C4-C5	5.09	123.94	121.90
23	DA	1841	U	C5-C6-N1	-5.09	120.15	122.70
1	AA	764	C	N1-C2-O2	5.09	121.95	118.90
23	BA	1236	G	N3-C4-C5	5.09	131.14	128.60
23	BA	2069	G	N7-C8-N9	-5.09	110.56	113.10
23	BA	2789	C	C6-N1-C2	5.09	122.34	120.30
1	CA	366	C	C5-C6-N1	-5.09	118.45	121.00
1	CA	560	U	C5-C6-N1	5.09	125.25	122.70
23	DA	429	A	C6-C5-N7	-5.09	128.74	132.30
23	DA	444	C	C2-N1-C1'	-5.09	113.20	118.80
23	DA	908	C	C6-N1-C2	-5.09	118.26	120.30
23	DA	2719	G	C5-C6-O6	-5.09	125.55	128.60
23	BA	1206	G	C5-C6-O6	5.09	131.65	128.60
23	BA	1671	U	N3-C4-O4	-5.09	115.84	119.40
23	DA	25	U	N1-C2-O2	-5.09	119.24	122.80
23	DA	2042	A	N1-C6-N6	5.09	121.65	118.60
1	AA	572	A	C4-N9-C1'	-5.09	117.14	126.30
23	BA	1799	G	C4-C5-N7	-5.09	108.77	110.80
23	BA	1858	G	N7-C8-N9	5.09	115.64	113.10
1	CA	1242	C	C2-N1-C1'	5.09	124.39	118.80
23	DA	453	C	C2-N3-C4	-5.09	117.36	119.90
23	DA	530	G	N3-C4-C5	5.09	131.14	128.60
23	DA	928	G	C6-C5-N7	-5.09	127.35	130.40
23	DA	2032	G	C5-N7-C8	5.09	106.84	104.30
23	DA	2193	G	C6-N1-C2	5.09	128.15	125.10
23	DA	2239	G	N7-C8-N9	-5.09	110.56	113.10
1	AA	910	C	N3-C4-C5	5.08	123.93	121.90
1	AA	991	U	C5-C6-N1	5.08	125.24	122.70
23	BA	2125	G	C8-N9-C4	-5.08	104.37	106.40
23	DA	272(C)	G	C5-C6-O6	-5.08	125.55	128.60
23	DA	1342	A	N1-C6-N6	5.08	121.65	118.60
23	DA	1937	A	C8-N9-C4	5.08	107.83	105.80
1	AA	1237	C	C6-N1-C2	-5.08	118.27	120.30
23	BA	363	G	N3-C2-N2	-5.08	116.34	119.90
23	BA	784	A	N3-C4-N9	-5.08	123.33	127.40
23	BA	1022	G	C8-N9-C4	-5.08	104.37	106.40
1	CA	1215	G	C6-C5-N7	-5.08	127.35	130.40
23	DA	1861	G	C8-N9-C1'	5.08	133.61	127.00
23	DA	2086	U	C5-C4-O4	-5.08	122.85	125.90

Continued on next page...

Continued from previous page...

Mol	Chain	Res	Type	Atoms	Z	Observed(°)	Ideal(°)
1	AA	365	U	C6-N1-C1'	5.08	128.31	121.20
23	BA	780	G	N3-C2-N2	-5.08	116.34	119.90
23	BA	1109	C	N3-C4-C5	-5.08	119.87	121.90
23	BA	2682	U	N1-C2-O2	5.08	126.36	122.80
23	DA	2828	C	C2-N3-C4	-5.08	117.36	119.90
1	AA	1226	C	C2-N1-C1'	-5.08	113.21	118.80
23	BA	2078	C	N3-C4-N4	5.08	121.56	118.00
23	DA	959	A	N3-C4-C5	-5.08	123.24	126.80
23	DA	1899	G	C8-N9-C4	-5.08	104.37	106.40
23	DA	2363	C	C6-N1-C2	5.08	122.33	120.30
23	BA	668	G	C5-C6-N1	-5.08	108.96	111.50
23	BA	817	C	N3-C4-N4	-5.08	114.44	118.00
23	BA	1562	A	N1-C6-N6	5.08	121.65	118.60
23	BA	2130	U	C5-C6-N1	5.08	125.24	122.70
23	BA	2501	C	N3-C4-C5	5.08	123.93	121.90
1	CA	1368	G	C5-C6-O6	-5.08	125.55	128.60
23	DA	729	G	C2-N3-C4	5.08	114.44	111.90
23	DA	1576	U	N1-C2-O2	5.08	126.36	122.80
23	DA	1990	C	C2-N3-C4	-5.08	117.36	119.90
23	DA	2059	A	N1-C6-N6	5.08	121.65	118.60
23	DA	2361	A	C8-N9-C4	5.08	107.83	105.80
23	DA	2747	G	N1-C6-O6	5.08	122.95	119.90
1	AA	1394	A	C8-N9-C4	-5.08	103.77	105.80
23	BA	1196	C	C4-C5-C6	5.08	119.94	117.40
23	DA	2612	C	C5-C6-N1	-5.08	118.46	121.00
23	BA	381	G	C8-N9-C4	-5.08	104.37	106.40
23	BA	699	A	C2-N3-C4	-5.08	108.06	110.60
1	CA	1030(A)	G	C8-N9-C4	-5.08	104.37	106.40
23	DA	1877	A	N1-C6-N6	5.08	121.65	118.60
23	BA	268	C	N3-C4-C5	5.07	123.93	121.90
23	BA	2286	A	N1-C2-N3	5.07	131.84	129.30
23	BA	2505	G	C6-C5-N7	-5.07	127.36	130.40
23	BA	2819	G	C5-C6-O6	5.07	131.64	128.60
24	BB	99	G	N9-C4-C5	-5.07	103.37	105.40
1	CA	40	C	C2-N3-C4	-5.07	117.36	119.90
1	CA	1003	G	C8-N9-C1'	5.07	133.60	127.00
23	DA	1259	G	C4-C5-N7	-5.07	108.77	110.80
23	BA	1799	G	P-O3'-C3'	5.07	125.79	119.70
24	BB	8	U	C5-C6-N1	5.07	125.24	122.70
23	DA	2042	A	N7-C8-N9	-5.07	111.26	113.80
23	DA	2239	G	N1-C2-N3	5.07	126.94	123.90
23	BA	977	G	N1-C6-O6	-5.07	116.86	119.90

Continued on next page...

Continued from previous page...

Mol	Chain	Res	Type	Atoms	Z	Observed(°)	Ideal(°)
23	BA	1211	U	N3-C2-O2	5.07	125.75	122.20
23	BA	1599	C	C4-C5-C6	5.07	119.94	117.40
23	DA	1820	U	N3-C2-O2	5.07	125.75	122.20
23	DA	2372	G	C5-C6-O6	-5.07	125.56	128.60
1	AA	1343	G	C6-C5-N7	5.07	133.44	130.40
23	BA	1445	A	C2-N3-C4	5.07	113.14	110.60
24	DB	105	A	C8-N9-C4	5.07	107.83	105.80
23	BA	975	C	C6-N1-C2	-5.07	118.27	120.30
23	BA	1436	G	C8-N9-C4	-5.07	104.37	106.40
23	BA	2048	G	C5-C6-O6	5.07	131.64	128.60
23	BA	2519	U	C5-C6-N1	-5.07	120.17	122.70
23	DA	864	G	C2-N3-C4	5.07	114.43	111.90
23	DA	1858	G	N3-C4-C5	-5.07	126.07	128.60
23	DA	1980	G	N9-C4-C5	5.07	107.43	105.40
23	DA	2031	A	C5-N7-C8	-5.07	101.37	103.90
23	DA	2592	G	C2-N3-C4	5.07	114.43	111.90
23	BA	2441	C	C5-C4-N4	5.07	123.75	120.20
1	CA	889	A	C5-C6-N6	-5.07	119.65	123.70
23	DA	1405	U	N3-C4-C5	5.07	117.64	114.60
1	AA	346	G	N1-C2-N3	5.06	126.94	123.90
1	AA	1165	C	C5-C6-N1	5.06	123.53	121.00
1	AA	1497	G	C5-N7-C8	5.06	106.83	104.30
23	BA	668	G	C6-N1-C2	5.06	128.14	125.10
23	BA	1256	G	C8-N9-C1'	-5.06	120.42	127.00
23	BA	2599	G	N1-C6-O6	-5.06	116.86	119.90
23	DA	142(A)	C	C6-N1-C2	5.06	122.33	120.30
23	DA	2289	G	N3-C2-N2	-5.06	116.36	119.90
23	DA	2480	C	C6-N1-C2	-5.06	118.28	120.30
23	BA	2816	C	C2-N3-C4	5.06	122.43	119.90
1	CA	500	G	N3-C4-C5	-5.06	126.07	128.60
23	DA	1985	G	C5-N7-C8	5.06	106.83	104.30
23	BA	1721	G	C4-C5-N7	5.06	112.82	110.80
23	BA	2689	U	P-O3'-C3'	5.06	125.77	119.70
23	BA	2812	G	C4-C5-N7	-5.06	108.78	110.80
23	DA	105	C	N3-C4-C5	5.06	123.92	121.90
23	DA	130	C	C6-N1-C1'	-5.06	114.73	120.80
23	DA	566	U	N1-C2-N3	-5.06	111.86	114.90
23	DA	984	A	C8-N9-C4	5.06	107.82	105.80
23	DA	2070	G	C5-C6-N1	5.06	114.03	111.50
23	DA	2079	U	N1-C2-O2	-5.06	119.26	122.80
23	BA	1238	G	N1-C6-O6	5.06	122.94	119.90
23	BA	2292	C	C5-C6-N1	-5.06	118.47	121.00

Continued on next page...

Continued from previous page...

Mol	Chain	Res	Type	Atoms	Z	Observed(°)	Ideal(°)
23	BA	2488	A	N7-C8-N9	-5.06	111.27	113.80
23	BA	2492	U	C5-C6-N1	5.06	125.23	122.70
24	BB	17	C	N1-C2-O2	5.06	121.94	118.90
23	DA	744	G	N3-C4-C5	-5.06	126.07	128.60
23	DA	1203	G	C4-C5-N7	-5.06	108.78	110.80
23	DA	1367	A	C6-N1-C2	-5.06	115.56	118.60
24	DB	64	C	C5-C6-N1	-5.06	118.47	121.00
1	AA	28	G	C5-C6-O6	-5.06	125.57	128.60
1	CA	1518	A	N9-C4-C5	5.06	107.82	105.80
1	AA	1347	G	C6-C5-N7	5.05	133.43	130.40
23	BA	1013	C	C6-N1-C2	5.05	122.32	120.30
23	BA	1904	G	C5-C6-N1	5.05	114.03	111.50
1	CA	517	G	C8-N9-C4	-5.05	104.38	106.40
23	DA	1607	C	N3-C4-N4	5.05	121.54	118.00
23	DA	1698	A	C5-C6-N6	-5.05	119.66	123.70
23	DA	2158	A	C5-N7-C8	-5.05	101.37	103.90
23	BA	135	G	C5-C6-N1	5.05	114.03	111.50
23	BA	945	A	N1-C6-N6	5.05	121.63	118.60
1	CA	1097	C	C6-N1-C2	-5.05	118.28	120.30
23	DA	493	G	C5-N7-C8	-5.05	101.77	104.30
23	DA	915	C	N3-C2-O2	-5.05	118.36	121.90
23	BA	595	C	N3-C4-C5	5.05	123.92	121.90
23	BA	1914	C	C6-N1-C2	-5.05	118.28	120.30
23	BA	1951	U	N3-C4-O4	5.05	122.94	119.40
23	BA	2455	G	N1-C2-N3	5.05	126.93	123.90
23	BA	2648	C	C2-N3-C4	-5.05	117.38	119.90
23	BA	2719	G	C2-N3-C4	5.05	114.43	111.90
1	CA	1005	A	C8-N9-C4	-5.05	103.78	105.80
1	CA	1007	C	C5-C6-N1	5.05	123.53	121.00
23	DA	2071	A	C6-N1-C2	-5.05	115.57	118.60
23	BA	509	C	N1-C2-N3	5.05	122.73	119.20
23	BA	2018	G	C8-N9-C4	-5.05	104.38	106.40
1	CA	355	C	N1-C2-O2	-5.05	115.87	118.90
1	CA	1072	G	C8-N9-C4	-5.05	104.38	106.40
23	DA	143	G	N1-C2-N2	5.05	120.74	116.20
23	DA	801	G	C8-N9-C4	-5.05	104.38	106.40
23	DA	1415	U	C5-C6-N1	-5.05	120.17	122.70
23	DA	2104	G	C8-N9-C1'	-5.05	120.44	127.00
23	BA	333	G	N3-C4-C5	-5.05	126.08	128.60
23	BA	1791	A	C6-C5-N7	-5.05	128.77	132.30
23	BA	2125	G	N7-C8-N9	5.05	115.62	113.10
1	AA	1047	G	C6-C5-N7	5.05	133.43	130.40

Continued on next page...

Continued from previous page...

Mol	Chain	Res	Type	Atoms	Z	Observed(°)	Ideal(°)
1	AA	1484	C	N3-C2-O2	5.05	125.43	121.90
23	BA	74	A	N7-C8-N9	5.05	116.32	113.80
23	BA	260	G	C2-N3-C4	-5.05	109.38	111.90
1	CA	1151	A	N9-C4-C5	5.05	107.82	105.80
23	DA	78	A	N1-C6-N6	5.05	121.63	118.60
23	DA	139(A)	G	C5-C6-N1	5.05	114.02	111.50
23	DA	507	A	N9-C4-C5	-5.05	103.78	105.80
23	DA	693	C	C5-C6-N1	-5.05	118.48	121.00
23	DA	1827	C	N1-C2-O2	5.05	121.93	118.90
23	DA	2296	U	N1-C1'-C2'	5.05	120.56	114.00
1	AA	1133	G	N3-C2-N2	-5.04	116.37	119.90
1	AA	1293	G	N1-C6-O6	-5.04	116.87	119.90
1	CA	1153	C	C2-N3-C4	5.04	122.42	119.90
23	DA	530	G	C5-N7-C8	-5.04	101.78	104.30
23	DA	995	C	C2-N3-C4	5.04	122.42	119.90
23	BA	269	U	C5-C6-N1	5.04	125.22	122.70
23	BA	291	C	C5-C4-N4	-5.04	116.67	120.20
23	BA	2001	A	C2-N3-C4	5.04	113.12	110.60
1	CA	1037	C	C6-N1-C1'	5.04	126.85	120.80
23	DA	195	A	C5-C6-N1	-5.04	115.18	117.70
23	DA	1325	G	N3-C4-N9	5.04	129.03	126.00
23	BA	981	A	C5-C6-N1	5.04	120.22	117.70
23	BA	2174	C	C2-N3-C4	5.04	122.42	119.90
23	BA	2442	C	N3-C4-N4	-5.04	114.47	118.00
23	BA	2456	C	C6-N1-C2	5.04	122.32	120.30
23	BA	526	A	N9-C4-C5	5.04	107.82	105.80
23	BA	781	A	C5-N7-C8	5.04	106.42	103.90
23	DA	2053	G	C5-N7-C8	5.04	106.82	104.30
23	BA	979	G	N3-C2-N2	-5.04	116.37	119.90
23	BA	1296	G	N3-C4-C5	-5.04	126.08	128.60
23	BA	2427	C	N3-C2-O2	5.04	125.43	121.90
1	CA	1045	C	C5-C6-N1	5.04	123.52	121.00
23	DA	52	A	N7-C8-N9	5.04	116.32	113.80
23	DA	784	A	N9-C4-C5	5.04	107.81	105.80
23	BA	179	G	N7-C8-N9	-5.04	110.58	113.10
23	DA	741	G	N1-C6-O6	-5.04	116.88	119.90
23	BA	60	G	N7-C8-N9	-5.04	110.58	113.10
23	BA	637	A	C8-N9-C4	5.04	107.81	105.80
23	BA	2322	A	C8-N9-C4	-5.04	103.79	105.80
1	CA	307	C	N3-C4-C5	-5.04	119.89	121.90
23	DA	349	G	N7-C8-N9	-5.04	110.58	113.10
50	D6	13	CYS	CA-CB-SG	-5.04	104.94	114.00

Continued on next page...

Continued from previous page...

Mol	Chain	Res	Type	Atoms	Z	Observed(°)	Ideal(°)
1	AA	953	G	C5-C6-O6	-5.03	125.58	128.60
23	BA	310	A	C2-N3-C4	-5.03	108.08	110.60
23	BA	546	C	C2-N1-C1'	5.03	124.34	118.80
23	BA	798	G	C2-N3-C4	-5.03	109.38	111.90
23	BA	954	G	N3-C4-C5	-5.03	126.08	128.60
23	BA	2280	G	N9-C4-C5	5.03	107.41	105.40
23	DA	1302	A	N1-C6-N6	-5.03	115.58	118.60
23	DA	2147	G	N1-C6-O6	5.03	122.92	119.90
23	DA	2293	C	C2-N1-C1'	-5.03	113.26	118.80
23	DA	2412	A	C2-N3-C4	5.03	113.12	110.60
23	DA	2571	C	N3-C2-O2	-5.03	118.38	121.90
23	DA	2828	C	C5-C6-N1	-5.03	118.48	121.00
1	AA	1443	G	N9-C4-C5	-5.03	103.39	105.40
23	BA	70	G	N1-C6-O6	-5.03	116.88	119.90
23	BA	491	G	N9-C4-C5	5.03	107.41	105.40
23	BA	1955	U	N3-C4-C5	5.03	117.62	114.60
23	DA	1807	G	C8-N9-C4	5.03	108.41	106.40
23	BA	775	G	N3-C4-N9	5.03	129.02	126.00
23	BA	1824	G	C5-C6-N1	5.03	114.02	111.50
23	BA	2053	G	N3-C4-C5	-5.03	126.08	128.60
23	BA	2487	G	C6-C5-N7	-5.03	127.38	130.40
23	BA	2868	A	C8-N9-C4	-5.03	103.79	105.80
23	DA	1045	A	N9-C4-C5	-5.03	103.79	105.80
23	DA	1328	G	N3-C4-N9	5.03	129.02	126.00
23	BA	542	C	C6-N1-C1'	5.03	126.83	120.80
23	BA	1266	G	C2-N3-C4	5.03	114.41	111.90
23	BA	2641	G	C5-C6-O6	5.03	131.62	128.60
23	DA	2808	U	N1-C2-N3	-5.03	111.88	114.90
1	AA	1402	C	C6-N1-C2	-5.03	118.29	120.30
23	BA	429	A	C4-C5-N7	5.03	113.21	110.70
23	BA	655	A	C6-C5-N7	-5.03	128.78	132.30
23	BA	1653	G	C5-C6-O6	5.03	131.62	128.60
23	BA	2085	C	C6-N1-C2	5.03	122.31	120.30
23	BA	2686	G	N9-C4-C5	-5.03	103.39	105.40
23	DA	931	G	C8-N9-C4	-5.03	104.39	106.40
23	DA	2011	U	N3-C2-O2	5.03	125.72	122.20
23	BA	271(J)	C	C6-N1-C2	5.03	122.31	120.30
23	BA	453	C	N3-C4-C5	5.03	123.91	121.90
1	CA	483	C	C6-N1-C2	5.03	122.31	120.30
1	CA	1093	A	N7-C8-N9	5.03	116.31	113.80
23	DA	139(A)	G	C4-N9-C1'	5.03	133.03	126.50
23	DA	499	U	N1-C2-O2	-5.03	119.28	122.80

Continued on next page...

Continued from previous page...

Mol	Chain	Res	Type	Atoms	Z	Observed(°)	Ideal(°)
23	DA	986	C	C5-C4-N4	-5.03	116.68	120.20
23	DA	2818	G	C6-N1-C2	-5.03	122.08	125.10
52	D8	34	TRP	O-C-N	-5.03	114.66	122.70
23	BA	345	A	N1-C6-N6	5.02	121.61	118.60
23	BA	2559	C	C5-C4-N4	-5.02	116.68	120.20
23	DA	645	C	C5-C6-N1	5.02	123.51	121.00
23	DA	2433	A	C5-C6-N6	-5.02	119.68	123.70
1	AA	723	U	C2-N1-C1'	5.02	123.73	117.70
1	AA	1036	G	N3-C4-C5	-5.02	126.09	128.60
4	AD	194	LEU	CA-CB-CG	5.02	126.85	115.30
23	BA	1600	C	C4-C5-C6	5.02	119.91	117.40
23	BA	1983	C	C5-C6-N1	-5.02	118.49	121.00
23	BA	2236	C	C4-C5-C6	5.02	119.91	117.40
23	DA	1179	C	C6-N1-C2	5.02	122.31	120.30
23	DA	1429	G	N3-C4-N9	5.02	129.01	126.00
1	AA	1040	U	C5-C4-O4	-5.02	122.89	125.90
23	BA	1997	G	N3-C4-C5	-5.02	126.09	128.60
23	BA	2485	G	N1-C6-O6	5.02	122.91	119.90
1	CA	203	U	C5-C6-N1	5.02	125.21	122.70
23	DA	2149	G	N9-C4-C5	-5.02	103.39	105.40
1	AA	40	C	C2-N1-C1'	-5.02	113.28	118.80
1	AA	903	G	C8-N9-C4	5.02	108.41	106.40
1	AA	1158	C	C2-N3-C4	5.02	122.41	119.90
23	BA	954	G	C5-C6-N1	5.02	114.01	111.50
23	BA	2206	G	N3-C2-N2	5.02	123.41	119.90
23	BA	2250	G	C8-N9-C4	-5.02	104.39	106.40
1	CA	531	U	N1-C2-O2	5.02	126.31	122.80
1	CA	559	A	C8-N9-C4	-5.02	103.79	105.80
23	DA	673	C	C5-C4-N4	-5.02	116.69	120.20
1	AA	50	A	N1-C6-N6	5.02	121.61	118.60
1	CA	1004	A	C4-N9-C1'	5.02	135.33	126.30
23	DA	338	G	C5-C6-O6	-5.02	125.59	128.60
23	DA	1353	A	N9-C4-C5	5.02	107.81	105.80
23	DA	2227	A	C5-C6-N1	-5.02	115.19	117.70
23	DA	2719	G	C5-C6-N1	5.02	114.01	111.50
1	AA	43	C	C4-C5-C6	5.02	119.91	117.40
23	BA	811	U	C2-N3-C4	-5.02	123.99	127.00
24	BB	101	G	C5-C6-O6	-5.02	125.59	128.60
23	DA	1253	A	C6-C5-N7	5.02	135.81	132.30
1	AA	418	C	C6-N1-C2	-5.01	118.29	120.30
23	BA	486	C	C4-C5-C6	5.01	119.91	117.40
23	BA	1653	G	N9-C4-C5	5.01	107.41	105.40

Continued on next page...

Continued from previous page...

Mol	Chain	Res	Type	Atoms	Z	Observed(°)	Ideal(°)
23	DA	1558	A	P-O3'-C3'	5.01	125.72	119.70
23	BA	822	U	N1-C2-N3	5.01	117.91	114.90
23	DA	62	C	N1-C2-O2	-5.01	115.89	118.90
23	DA	784	A	P-O3'-C3'	5.01	125.72	119.70
23	DA	1766	U	N1-C2-N3	5.01	117.91	114.90
1	AA	1066	C	C2-N1-C1'	5.01	124.31	118.80
1	AA	1206	G	C8-N9-C1'	5.01	133.51	127.00
1	AA	1224	G	C5-C6-O6	5.01	131.61	128.60
23	BA	2219	G	C8-N9-C4	5.01	108.40	106.40
1	CA	1198	G	C6-C5-N7	5.01	133.41	130.40
23	DA	1653	G	N3-C4-C5	-5.01	126.09	128.60
23	BA	641	C	N3-C4-N4	5.01	121.51	118.00
23	BA	1769	G	N1-C6-O6	5.01	122.91	119.90
23	BA	2316	C	C2-N1-C1'	5.01	124.31	118.80
23	BA	2454	G	N1-C6-O6	-5.01	116.89	119.90
1	CA	770	C	N1-C2-O2	-5.01	115.89	118.90
1	CA	1399	C	N3-C4-C5	-5.01	119.90	121.90
23	DA	1208	C	N3-C2-O2	-5.01	118.39	121.90
23	DA	2067	G	N3-C2-N2	-5.01	116.39	119.90
23	DA	2500	U	C4-C5-C6	-5.01	116.69	119.70
23	DA	2672	G	C4-N9-C1'	5.01	133.01	126.50
23	DA	2713	A	N9-C4-C5	-5.01	103.80	105.80
24	DB	80	U	C5-C4-O4	5.01	128.91	125.90
23	BA	1125	G	N3-C2-N2	-5.01	116.39	119.90
23	BA	1185	C	N3-C4-N4	-5.01	114.50	118.00
23	DA	1162	G	C4-C5-N7	-5.01	108.80	110.80
23	DA	2540	C	N3-C4-C5	5.01	123.90	121.90
1	AA	355	C	C2-N3-C4	-5.01	117.40	119.90
1	AA	529	G	C6-C5-N7	-5.01	127.40	130.40
1	CA	870	U	C6-N1-C2	5.01	124.00	121.00
23	DA	2755	C	C5-C4-N4	-5.01	116.69	120.20
24	DB	1	U	C2-N1-C1'	5.01	123.71	117.70
23	BA	1627	G	N3-C4-N9	5.00	129.00	126.00
23	BA	2200	C	N3-C4-C5	-5.00	119.90	121.90
1	CA	369	C	N3-C2-O2	-5.00	118.40	121.90
23	DA	483	A	C2-N3-C4	-5.00	108.10	110.60
1	AA	145	G	N7-C8-N9	5.00	115.60	113.10
1	AA	935	A	N7-C8-N9	5.00	116.30	113.80
23	DA	408	G	C5-C6-N1	5.00	114.00	111.50
23	DA	2459	A	N1-C6-N6	-5.00	115.60	118.60
39	DV	42	GLY	N-CA-C	-5.00	100.59	113.10
23	BA	769	G	C6-N1-C2	5.00	128.10	125.10

Continued on next page...

Continued from previous page...

Mol	Chain	Res	Type	Atoms	Z	Observed(°)	Ideal(°)
23	DA	271(J)	C	C5-C4-N4	-5.00	116.70	120.20
23	DA	2271	G	C4-N9-C1'	5.00	133.00	126.50
23	DA	2510	C	C5-C6-N1	-5.00	118.50	121.00
23	DA	2521	C	C5-C6-N1	-5.00	118.50	121.00
23	DA	2827	C	C2-N3-C4	-5.00	117.40	119.90

There are no chirality outliers.

All (83) planarity outliers are listed below:

Mol	Chain	Res	Type	Group
2	AB	128	GLU	Peptide
2	AB	14	GLY	Peptide
2	AB	71	VAL	Peptide
3	AC	186	PHE	Peptide
7	AG	19	GLY	Peptide
7	AG	44	TYR	Peptide
7	AG	47	CYS	Peptide
7	AG	54	THR	Peptide
9	AI	102	LEU	Peptide
9	AI	56	LEU	Peptide
10	AJ	28	ARG	Peptide
10	AJ	61	GLU	Peptide
10	AJ	79	ARG	Peptide
12	AL	91	LYS	Mainchain
13	AM	105	THR	Peptide
13	AM	39	ILE	Peptide
13	AM	86	CYS	Peptide
14	AN	15	LYS	Peptide
14	AN	16	PHE	Peptide
14	AN	60	SER	Peptide
17	AQ	33	GLY	Peptide
19	AS	51	VAL	Peptide
20	AT	10	LEU	Peptide
20	AT	11	SER	Peptide
45	B1	83	GLU	Peptide
48	B4	42	PHE	Peptide
48	B4	43	TYR	Peptide
48	B4	44	THR	Peptide
25	BD	274	ARG	Peptide
26	BE	70	ALA	Peptide
26	BE	72	VAL	Peptide
27	BF	129	PHE	Peptide

Continued on next page...

Continued from previous page...

Mol	Chain	Res	Type	Group
27	BF	85	GLY	Peptide
28	BG	13	GLU	Peptide
30	BI	83	ALA	Peptide
31	BN	124	ALA	Peptide
32	BO	48	PRO	Peptide
33	BP	103	ALA	Peptide
33	BP	25	SER	Peptide
33	BP	26	GLY	Peptide
33	BP	44	GLY	Peptide
36	BS	82	ILE	Peptide
36	BS	96	GLY	Peptide
37	BT	126	ALA	Peptide
41	BX	93	GLU	Peptide
42	BY	102	CYS	Peptide
43	BZ	159	PRO	Peptide
2	CB	128	GLU	Peptide
2	CB	14	GLY	Peptide
2	CB	71	VAL	Peptide
3	CC	19	GLU	Peptide
3	CC	46	GLU	Peptide
5	CE	64	ARG	Peptide
7	CG	57	GLU	Peptide
9	CI	24	GLY	Peptide
12	CL	91	LYS	Mainchain
13	CM	66	LEU	Peptide
17	CQ	33	GLY	Peptide
20	CT	10	LEU	Peptide
22	CV	26	LYS	Peptide
22	CV	28	MET	Peptide
22	CV	30	PRO	Peptide
45	D1	83	GLU	Peptide
48	D4	42	PHE	Peptide
48	D4	44	THR	Peptide
52	D8	34	TRP	Mainchain,Peptide
25	DD	274	ARG	Peptide
26	DE	72	VAL	Peptide
27	DF	129	PHE	Peptide
27	DF	85	GLY	Peptide
27	DF	89	VAL	Mainchain
28	DG	13	GLU	Peptide
30	DI	113	ARG	Peptide
31	DN	23	LEU	Mainchain,Peptide

Continued on next page...

Continued from previous page...

Mol	Chain	Res	Type	Group
32	DO	48	PRO	Peptide
33	DP	26	GLY	Peptide
33	DP	44	GLY	Peptide
36	DS	82	ILE	Peptide
37	DT	126	ALA	Peptide
41	DX	93	GLU	Peptide
42	DY	102	CYS	Peptide

5.2 Too-close contacts [i](#)

In the following table, the Non-H and H(model) columns list the number of non-hydrogen atoms and hydrogen atoms in the chain respectively. The H(added) column lists the number of hydrogen atoms added and optimized by MolProbity. The Clashes column lists the number of clashes within the asymmetric unit, whereas Symm-Clashes lists symmetry-related clashes.

Mol	Chain	Non-H	H(model)	H(added)	Clashes	Symm-Clashes
1	AA	32353	0	16329	1267	0
1	CA	32270	0	16287	987	1
2	AB	1775	0	1743	99	0
2	CB	1775	0	1743	93	0
3	AC	1450	0	1314	80	0
3	CC	1450	0	1314	99	0
4	AD	1526	0	1417	79	0
4	CD	1526	0	1415	91	0
5	AE	1105	0	1130	55	0
5	CE	1105	0	1130	60	0
6	AF	777	0	737	26	0
6	CF	777	0	737	24	0
7	AG	1164	0	1106	100	0
7	CG	1164	0	1106	54	0
8	AH	1045	0	1033	52	0
8	CH	1045	0	1033	52	0
9	AI	852	0	742	69	0
9	CI	852	0	742	62	0
10	AJ	663	0	558	56	0
10	CJ	663	0	558	30	0
11	AK	828	0	822	28	0
11	CK	828	0	822	31	0
12	AL	905	0	916	44	0
12	CL	905	0	916	44	0
13	AM	804	0	752	62	0
13	CM	804	0	752	48	0

Continued on next page...

Continued from previous page...

Mol	Chain	Non-H	H(model)	H(added)	Clashes	Symm-Clashes
14	AN	478	0	497	50	0
14	CN	478	0	497	35	0
15	AO	724	0	749	25	0
15	CO	724	0	749	29	0
16	AP	651	0	638	33	0
16	CP	651	0	638	35	0
17	AQ	823	0	891	16	0
17	CQ	823	0	891	18	0
18	AR	514	0	530	24	0
18	CR	514	0	530	24	0
19	AS	560	0	466	41	0
19	CS	560	0	466	23	0
20	AT	713	0	766	36	0
20	CT	713	0	766	30	0
21	AU	199	0	208	26	0
21	CU	199	0	208	9	0
22	AV	333	0	235	14	0
22	CV	353	0	266	13	0
23	BA	60512	0	30492	877	0
23	DA	60620	0	30560	944	0
24	BB	2573	0	1304	45	0
24	DB	2573	0	1304	52	0
25	BD	2136	0	2218	67	0
25	DD	2136	0	2218	68	0
26	BE	1555	0	1607	39	0
26	DE	1555	0	1607	52	0
27	BF	1580	0	1621	51	0
27	DF	1580	0	1621	65	0
28	BG	1368	0	1324	51	0
28	DG	1368	0	1324	56	0
29	BH	1317	0	1376	30	0
29	DH	1317	0	1376	31	0
30	BI	1040	0	1045	55	1
30	DI	1038	0	1040	38	0
31	BN	1112	0	1180	37	0
31	DN	1112	0	1180	37	0
32	BO	923	0	981	24	0
32	DO	923	0	981	29	0
33	BP	1131	0	1201	38	0
33	DP	1131	0	1201	39	0
34	BQ	1122	0	1179	33	0
34	DQ	1122	0	1179	45	0

Continued on next page...

Continued from previous page...

Mol	Chain	Non-H	H(model)	H(added)	Clashes	Symm-Clashes
35	BR	968	0	1033	22	0
35	DR	968	0	1033	29	0
36	BS	865	0	905	46	0
36	DS	865	0	905	52	0
37	BT	1063	0	1103	41	0
37	DT	1063	0	1103	40	0
38	BU	959	0	1019	24	0
38	DU	959	0	1019	29	0
39	BV	760	0	816	20	0
39	DV	771	0	830	24	0
40	BW	881	0	935	17	0
40	DW	881	0	935	21	0
41	BX	742	0	799	17	0
41	DX	742	0	799	18	0
42	BY	785	0	828	31	0
42	DY	785	0	828	27	0
43	BZ	1522	0	1511	49	0
43	DZ	1522	0	1511	52	0
44	B0	594	0	604	23	0
44	D0	594	0	604	31	0
45	B1	745	0	804	31	0
45	D1	745	0	804	31	0
46	B2	588	0	643	19	0
46	D2	588	0	643	24	0
47	B3	458	0	503	9	0
47	D3	458	0	503	13	0
48	B4	349	0	336	20	0
48	D4	349	0	336	20	0
49	B5	455	0	472	14	0
49	D5	455	0	472	17	0
50	B6	449	0	462	19	0
50	D6	449	0	462	18	0
51	B7	418	0	467	11	0
51	D7	418	0	467	15	0
52	B8	509	0	565	23	0
52	D8	509	0	565	28	0
53	B9	297	0	316	8	0
53	D9	297	0	316	10	0
54	AA	106	0	0	0	0
54	AD	1	0	0	0	0
54	B0	2	0	0	0	0
54	B1	1	0	0	0	0

Continued on next page...

Continued from previous page...

Mol	Chain	Non-H	H(model)	H(added)	Clashes	Symm-Clashes
54	B2	2	0	0	0	0
54	B3	2	0	0	0	0
54	B5	2	0	0	0	0
54	B8	3	0	0	0	0
54	B9	1	0	0	0	0
54	BA	618	0	0	0	0
54	BB	17	0	0	0	0
54	BD	3	0	0	0	0
54	BE	6	0	0	0	0
54	BF	2	0	0	0	0
54	BP	1	0	0	0	0
54	BQ	3	0	0	0	0
54	BR	2	0	0	0	0
54	BU	2	0	0	0	0
54	BV	1	0	0	0	0
54	BW	1	0	0	0	0
54	CA	69	0	0	0	0
54	D6	1	0	0	0	0
54	D7	1	0	0	0	0
54	D8	1	0	0	0	0
54	DA	430	0	0	0	0
54	DB	5	0	0	0	0
54	DD	1	0	0	0	0
54	DE	1	0	0	0	0
54	DF	2	0	0	0	0
54	DP	1	0	0	0	0
55	AD	1	0	0	0	0
55	AN	1	0	0	0	0
55	B4	1	0	0	0	0
55	B5	1	0	0	0	0
55	B6	1	0	0	0	0
55	B9	1	0	0	0	0
55	BY	1	0	0	0	0
55	CD	1	0	0	0	0
55	CN	1	0	0	0	0
55	D4	1	0	0	0	0
55	D5	1	0	0	0	0
55	D6	1	0	0	0	0
55	D9	1	0	0	0	0
55	DY	1	0	0	0	0
56	AA	145	0	0	23	0
56	AF	1	0	0	0	0

Continued on next page...

Continued from previous page...

Mol	Chain	Non-H	H(model)	H(added)	Clashes	Symm-Clashes
56	AK	1	0	0	0	0
56	AQ	1	0	0	0	0
56	B0	4	0	0	0	0
56	B3	1	0	0	0	0
56	B4	1	0	0	0	0
56	B5	3	0	0	1	0
56	B7	3	0	0	0	0
56	B8	7	0	0	0	0
56	B9	2	0	0	1	0
56	BA	1422	0	0	86	0
56	BB	31	0	0	1	0
56	BD	10	0	0	4	0
56	BE	8	0	0	0	0
56	BF	11	0	0	0	0
56	BH	2	0	0	0	0
56	BN	2	0	0	0	0
56	BO	3	0	0	0	0
56	BP	6	0	0	0	0
56	BQ	2	0	0	0	0
56	BR	6	0	0	0	0
56	BT	1	0	0	0	0
56	BU	2	0	0	0	0
56	BV	2	0	0	0	0
56	BW	4	0	0	0	0
56	BX	2	0	0	0	0
56	BY	1	0	0	0	0
56	CA	119	0	0	13	0
56	CD	1	0	0	0	0
56	CK	2	0	0	0	0
56	CP	1	0	0	0	0
56	CT	2	0	0	0	0
56	D0	1	0	0	0	0
56	D1	2	0	0	0	0
56	DA	696	0	0	56	0
56	DB	9	0	0	0	0
56	DD	3	0	0	0	0
56	DE	2	0	0	0	0
56	DF	5	0	0	0	0
56	DP	5	0	0	0	0
56	DQ	2	0	0	0	0
56	DR	1	0	0	0	0
56	DV	1	0	0	0	0

Continued on next page...

Continued from previous page...

Mol	Chain	Non-H	H(model)	H(added)	Clashes	Symm-Clashes
56	DX	1	0	0	0	0
56	DY	1	0	0	0	0
All	All	283930	0	186520	7011	1

The all-atom clashscore is defined as the number of clashes found per 1000 atoms (including hydrogen atoms). The all-atom clashscore for this structure is 15.

All (7011) close contacts within the same asymmetric unit are listed below, sorted by their clash magnitude.

Atom-1	Atom-2	Interatomic distance (Å)	Clash overlap (Å)
1:AA:1303:C:N4	1:AA:1334:G:H1	1.41	1.17
23:BA:2296:U:O4	23:BA:2335:A:N6	1.76	1.15
23:DA:2296:U:O4	23:DA:2335:A:N6	1.79	1.15
1:AA:1003:G:H1	1:AA:1037:C:N4	1.46	1.14
1:AA:559:A:H4'	1:AA:560:U:H3'	1.35	1.07
1:CA:559:A:H4'	1:CA:560:U:H3'	1.36	1.07
23:BA:2057:A:OP2	56:BA:4256:HOH:O	1.72	1.05
1:AA:952:U:H3	1:AA:1229:A:N6	1.55	1.04
1:AA:345:C:OP2	37:BT:39:ARG:NH2	1.90	1.03
1:CA:1003:G:H1	1:CA:1037:C:N4	1.56	1.02
1:AA:1313:U:H3	1:AA:1324:A:N6	1.59	1.00
23:BA:1310:G:OP2	51:B7:9:ARG:NH1	1.94	1.00
45:D1:21:ARG:HG2	45:D1:21:ARG:HH11	1.27	0.99
1:AA:1350:A:N6	1:AA:1372:U:H3	1.58	0.99
1:AA:1047:G:H1	1:AA:1210:C:H42	1.02	0.98
1:CA:1010:G:H2'	1:CA:1011:G:H8	1.28	0.98
13:CM:3:ARG:HA	48:D4:34:GLU:HG2	1.43	0.98
1:AA:933:G:H1	1:AA:1384:C:H42	1.08	0.98
23:BA:2304:G:H1	23:BA:2312:U:H3	1.11	0.97
1:AA:943:U:H3	1:AA:1340:A:H61	1.05	0.97
23:DA:2304:G:H1	23:DA:2312:U:H3	1.12	0.97
23:BA:139(A):G:N2	41:BX:44:GLU:OE1	1.97	0.97
1:CA:1010:G:H2'	1:CA:1011:G:C8	2.00	0.96
1:CA:1422:G:H5'	32:DO:48:PRO:HB3	1.44	0.96
23:DA:139(A):G:N2	41:DX:44:GLU:OE1	1.99	0.96
23:DA:1310:G:OP2	51:D7:9:ARG:NH1	1.97	0.96
23:DA:1359:A:N6	23:DA:1372:U:O4	1.99	0.96
1:AA:79:G:H1	1:AA:90:U:H3	1.05	0.96
1:CA:346:G:N2	1:CA:347:G:N3	2.15	0.95
23:BA:1784:A:OP2	56:BA:3901:HOH:O	1.84	0.95
42:DY:76:CYS:HB3	42:DY:79:CYS:HB2	1.47	0.95

Continued on next page...

Continued from previous page...

Atom-1	Atom-2	Interatomic distance (Å)	Clash overlap (Å)
23:BA:2059:A:OP2	56:BA:4447:HOH:O	1.85	0.95
33:DP:39:LYS:HB2	33:DP:45:LEU:HG	1.49	0.95
23:BA:2322:A:H61	23:BA:2335:A:N6	1.65	0.95
1:AA:1013:G:N2	1:AA:1016:A:N7	2.14	0.94
1:CA:1164:G:H1	1:CA:1172:C:H42	1.01	0.94
1:AA:1156:G:H1'	1:AA:1179:A:H61	1.32	0.94
23:DA:2322:A:H61	23:DA:2335:A:N6	1.65	0.94
1:CA:1003:G:N2	1:CA:1037:C:N3	2.17	0.93
28:DG:61:ALA:HB1	48:D4:7:PRO:HG3	1.51	0.93
23:BA:2122:U:H3	23:BA:2176:A:H61	1.12	0.93
1:AA:1347:G:H22	1:AA:1373:G:H2'	1.33	0.93
23:BA:1664:A:OP1	56:BA:4528:HOH:O	1.87	0.92
23:BA:2714:G:OP2	56:BA:4492:HOH:O	1.86	0.92
28:BG:61:ALA:HB1	48:B4:7:PRO:HG3	1.51	0.92
23:DA:1779:U:H5	23:DA:1784:A:N7	1.67	0.92
1:AA:136:C:H42	1:AA:227:G:H1	1.18	0.92
1:AA:1014:A:H5'	19:AS:14:HIS:HB2	1.52	0.92
1:CA:1164:G:H1	1:CA:1172:C:N4	1.67	0.92
23:DA:197:A:OP1	56:DA:3892:HOH:O	1.88	0.92
1:CA:1237:C:H42	1:CA:1337:G:H1	1.16	0.92
1:AA:1238:A:H62	1:AA:1299:A:H61	1.15	0.92
1:AA:1313:U:H3	1:AA:1324:A:H61	0.98	0.92
23:BA:1774:C:OP1	56:BA:4516:HOH:O	1.88	0.92
42:BY:76:CYS:HB3	42:BY:79:CYS:HB2	1.52	0.91
1:AA:1075:C:OP1	2:AB:179:LYS:NZ	2.02	0.91
1:AA:1249:C:H42	1:AA:1287:A:H8	1.15	0.91
45:B1:21:ARG:HG2	45:B1:21:ARG:HH11	1.35	0.91
23:BA:9:U:N3	23:BA:2629:A:N1	2.17	0.91
23:BA:27:G:N2	23:BA:512:G:O2'	2.02	0.91
3:AC:36:ASP:HA	3:AC:39:ILE:HB	1.52	0.91
23:DA:2122:U:H3	23:DA:2176:A:H61	1.12	0.90
1:AA:1003:G:N2	1:AA:1037:C:N3	2.17	0.90
1:AA:1233:G:H21	1:AA:1364:U:H3	1.16	0.90
1:CA:1047:G:H1	1:CA:1210:C:H42	1.13	0.90
1:AA:559:A:OP1	5:AE:126:ARG:NH2	2.04	0.90
23:DA:2287:A:H62	23:DA:2344:U:H3	1.19	0.90
52:B8:7:HIS:HD2	52:B8:10:ALA:H	1.20	0.89
1:AA:1348:U:O2	1:AA:1374:A:N6	2.04	0.89
23:BA:1154:G:N7	56:BA:4287:HOH:O	2.04	0.89
23:BA:2322:A:OP2	56:BA:4631:HOH:O	1.88	0.89
23:DA:2287:A:N6	23:DA:2344:U:H3	1.69	0.89

Continued on next page...

Continued from previous page...

Atom-1	Atom-2	Interatomic distance (Å)	Clash overlap (Å)
1:AA:346:G:N2	1:AA:347:G:N3	2.20	0.89
1:AA:1311:G:H1	1:AA:1326:C:H42	1.19	0.89
27:BF:46:ARG:HG2	27:BF:46:ARG:HH11	1.37	0.89
23:DA:2820:A:OP2	35:DR:2:ARG:NH2	2.05	0.89
23:BA:631:A:OP1	33:BP:65:ARG:NH1	2.05	0.89
52:D8:7:HIS:HD2	52:D8:10:ALA:H	1.20	0.88
23:BA:571:A:H5'	23:BA:2030:A:H62	1.38	0.88
1:AA:770:C:OP1	56:AA:1858:HOH:O	1.92	0.88
1:AA:1165:C:H42	1:AA:1171:G:H1	1.19	0.88
18:CR:69:THR:HA	18:CR:72:ARG:HD2	1.54	0.88
18:AR:69:THR:HA	18:AR:72:ARG:HD2	1.55	0.88
1:CA:1047:G:H1	1:CA:1210:C:N4	1.69	0.88
1:AA:1047:G:H1	1:AA:1210:C:N4	1.72	0.88
23:BA:1779:U:H5	23:BA:1784:A:N7	1.71	0.88
23:DA:287:C:O2	23:DA:354:G:N2	2.05	0.88
23:BA:446:G:OP2	56:BA:3961:HOH:O	1.90	0.87
23:BA:2319:G:H22	36:BS:3:ARG:HE	1.21	0.87
23:DA:27:G:N2	23:DA:512:G:O2'	2.07	0.87
33:BP:39:LYS:HB2	33:BP:45:LEU:HG	1.54	0.87
53:D9:11:CYS:SG	53:D9:32:HIS:HE1	1.97	0.87
1:AA:1273:G:H3'	1:AA:1274:G:H8	1.39	0.87
3:AC:181:ASN:HB3	3:AC:204:LEU:HB2	1.56	0.87
21:AU:12:LYS:HB3	21:AU:22:ARG:HD2	1.54	0.87
1:CA:839:U:H5''	1:CA:840:C:H5	1.39	0.87
26:BE:54:GLN:HG3	26:BE:76:ARG:HB3	1.56	0.87
1:CA:1273:G:H3'	1:CA:1274:G:H8	1.38	0.87
1:CA:1350:A:H61	1:CA:1372:U:H3	1.21	0.87
22:CV:4:GLN:NE2	22:CV:4:GLN:O	2.06	0.87
23:DA:2319:G:H22	36:DS:3:ARG:HE	1.23	0.86
1:CA:677:U:H3	1:CA:713:G:H22	1.22	0.86
1:AA:1092:A:H5''	7:AG:4:ARG:HH12	1.40	0.86
14:AN:47:LEU:HA	14:AN:50:LYS:HB2	1.57	0.86
1:AA:1303:C:N3	1:AA:1334:G:N2	2.24	0.86
23:BA:422:A:OP2	56:BA:3942:HOH:O	1.93	0.86
1:AA:964:A:N3	1:AA:969:A:O2'	2.06	0.86
23:BA:1359:A:N6	23:BA:1372:U:O4	2.08	0.86
23:BA:1855:G:N7	56:BA:4952:HOH:O	2.08	0.86
30:BI:104:GLN:HB3	30:BI:105:HIS:HD2	1.38	0.86
23:DA:882:G:H1	23:DA:894:C:H42	1.23	0.86
23:DA:1204:A:H2	23:DA:1241:A:H62	1.24	0.86
23:DA:1388:G:N7	56:DA:4127:HOH:O	2.08	0.86

Continued on next page...

Continued from previous page...

Atom-1	Atom-2	Interatomic distance (Å)	Clash overlap (Å)
23:DA:2134:A:O2'	23:DA:2159:G:N2	2.08	0.86
23:BA:2499:C:OP1	56:BA:4031:HOH:O	1.94	0.86
7:AG:72:ARG:NH1	7:AG:142:GLU:OE1	2.09	0.85
1:AA:1263:C:H42	1:AA:1272:G:H1	1.24	0.85
30:BI:92:VAL:HG13	30:BI:120:ILE:HB	1.55	0.85
7:AG:108:ALA:HB2	7:AG:123:GLU:HG2	1.57	0.85
23:DA:631:A:OP1	33:DP:65:ARG:NH1	2.08	0.85
23:DA:1603:A:OP1	56:DA:3880:HOH:O	1.93	0.85
1:AA:1158:C:H4'	2:AB:133:LYS:HB2	1.58	0.85
23:BA:27:G:N2	23:BA:512:G:HO2'	1.73	0.85
5:CE:122:GLU:O	5:CE:126:ARG:NH1	2.08	0.85
7:AG:64:GLN:HG3	7:AG:128:ALA:HB1	1.59	0.85
23:BA:1204:A:H2	23:BA:1241:A:H62	1.25	0.85
27:DF:46:ARG:HG2	27:DF:46:ARG:HH11	1.42	0.85
23:BA:2115:G:N2	23:BA:2119:A:OP2	2.10	0.85
19:CS:50:ALA:HA	19:CS:59:PRO:HA	1.58	0.85
1:CA:1014:A:H2'	1:CA:1015:A:C8	2.12	0.85
7:CG:74:GLU:OE1	7:CG:95:ARG:NH2	2.08	0.85
14:CN:29:ARG:HD2	14:CN:31:ARG:HB2	1.57	0.84
1:CA:390:C:O3'	16:CP:28:ARG:NH2	2.10	0.84
1:CA:1380:U:O2	1:CA:1382:C:N4	2.09	0.84
23:DA:2777:G:H5''	23:DA:2778:A:H5'	1.58	0.84
1:AA:619:U:N3	4:AD:134:ASP:OD2	2.09	0.84
23:DA:27:G:N2	23:DA:512:G:HO2'	1.74	0.84
23:BA:1235:G:OP1	56:BA:4118:HOH:O	1.96	0.84
10:AJ:48:THR:HG22	10:AJ:60:ARG:HD2	1.59	0.84
35:DR:33:ARG:NH2	49:D5:57:VAL:O	2.11	0.84
23:DA:571:A:H5'	23:DA:2030:A:H62	1.42	0.84
2:CB:77:ALA:HB2	2:CB:211:ILE:HD13	1.60	0.84
16:AP:53:VAL:HG13	16:AP:79:VAL:HG22	1.60	0.83
23:BA:90:U:HO2'	23:BA:92:A:H8	0.88	0.83
23:DA:1689:A:H62	23:DA:1698:A:H2	1.21	0.83
23:BA:1654:A:OP1	35:BR:1:MET:N	2.09	0.83
23:BA:1970:A:OP1	56:BA:4433:HOH:O	1.96	0.83
1:AA:1205:U:H4'	3:AC:195:VAL:HB	1.60	0.83
15:CO:82:ILE:HB	15:CO:87:ILE:HG22	1.61	0.83
23:DA:2306:C:H5'	23:DA:2307:G:H2'	1.60	0.83
1:AA:1129:C:N4	1:AA:1134:G:O6	2.11	0.83
1:CA:557:G:OP1	56:CA:1761:HOH:O	1.96	0.83
23:DA:1109:C:H5	23:DA:1110:G:C2	1.97	0.83
37:DT:64:ARG:HB2	37:DT:73:GLU:HG2	1.61	0.83

Continued on next page...

Continued from previous page...

Atom-1	Atom-2	Interatomic distance (Å)	Clash overlap (Å)
23:BA:2108:C:H2'	23:BA:2109:U:O5'	1.79	0.82
1:AA:511:C:H42	1:AA:540:G:H1	1.28	0.82
1:AA:1422:G:H5'	32:BO:48:PRO:HB3	1.61	0.82
23:BA:1332:G:O6	56:BA:4822:HOH:O	1.97	0.82
1:CA:768:A:OP2	56:CA:1756:HOH:O	1.96	0.82
23:BA:1352:U:OP2	56:BA:3911:HOH:O	1.98	0.82
3:CC:137:ALA:HA	3:CC:140:ARG:HD3	1.61	0.82
23:DA:90:U:HO2'	23:DA:92:A:H8	0.87	0.82
23:BA:243:U:OP2	52:B8:8:LYS:NZ	2.11	0.82
23:DA:2115:G:N2	23:DA:2119:A:OP2	2.11	0.82
5:AE:122:GLU:O	5:AE:126:ARG:NH1	2.13	0.82
1:CA:136:C:H42	1:CA:227:G:H1	1.25	0.82
1:CA:1346:A:H61	1:CA:1374:A:H3'	1.43	0.82
1:AA:1386:G:H2'	1:AA:1387:G:H8	1.44	0.82
23:BA:2306:C:H5'	23:BA:2307:G:H2'	1.61	0.82
23:BA:2576:G:OP1	56:BA:4399:HOH:O	1.97	0.82
23:DA:1403:C:H5''	23:DA:1471:A:H1'	1.62	0.82
1:AA:1304:G:OP2	21:AU:2:GLY:N	2.11	0.82
50:B6:23:THR:OG1	50:B6:24:GLU:N	2.10	0.82
1:AA:994:A:H61	1:AA:1047:G:H4'	1.45	0.81
1:AA:1147:C:O2	9:AI:16:ARG:NH2	2.12	0.81
23:BA:1689:A:H62	23:BA:1698:A:H2	1.26	0.81
28:BG:131:TYR:HB3	28:BG:159:VAL:HG13	1.60	0.81
1:CA:1129:C:N4	1:CA:1134:G:O6	2.13	0.81
1:AA:1124:G:N2	1:AA:1150:U:O2	2.13	0.81
5:AE:76:ILE:HG13	5:AE:77:PRO:HD2	1.61	0.81
23:BA:1109:C:H5	23:BA:1110:G:C2	1.99	0.81
1:AA:1151:A:HO2'	1:AA:1152:A:H8	1.28	0.81
1:AA:1125:U:H5'	1:AA:1126:U:H5	1.45	0.81
15:AO:82:ILE:HB	15:AO:87:ILE:HG22	1.63	0.81
23:BA:2602:A:H4'	23:BA:2603:G:OP1	1.80	0.81
26:DE:54:GLN:HG3	26:DE:76:ARG:HB3	1.61	0.81
1:AA:1157:A:H4'	1:AA:1158:C:H5'	1.62	0.81
8:AH:91:ARG:HD3	17:AQ:33:GLY:HA3	1.63	0.81
3:CC:141:VAL:HG11	3:CC:202:ILE:HD12	1.62	0.81
5:CE:76:ILE:HG13	5:CE:77:PRO:HD2	1.63	0.81
23:BA:2448:A:N1	56:BA:3932:HOH:O	2.14	0.81
1:CA:1003:G:H1	1:CA:1037:C:H42	0.82	0.81
1:CA:1131:G:O6	1:CA:1143:G:N2	2.13	0.81
1:CA:511:C:H42	1:CA:540:G:H1	1.27	0.80
30:DI:40:THR:OG1	30:DI:43:ASN:OD1	1.99	0.80

Continued on next page...

Continued from previous page...

Atom-1	Atom-2	Interatomic distance (Å)	Clash overlap (Å)
23:DA:1017:G:N7	56:DA:4001:HOH:O	2.15	0.80
1:AA:677:U:H3	1:AA:713:G:H22	1.29	0.80
1:CA:559:A:OP1	5:CE:126:ARG:NH2	2.13	0.80
1:CA:854:G:N7	56:CA:1775:HOH:O	2.13	0.80
1:AA:933:G:H1	1:AA:1384:C:N4	1.78	0.80
23:BA:1439:A:OP1	56:BA:4055:HOH:O	1.97	0.80
1:CA:405:U:O4	4:CD:2:GLY:N	2.14	0.80
42:DY:30:VAL:HG22	42:DY:37:VAL:HG12	1.64	0.80
1:AA:1040:U:H2'	1:AA:1041:A:H5'	1.64	0.80
1:AA:1184:G:H2'	1:AA:1185:G:H8	1.46	0.80
1:AA:1502:A:H2	1:AA:1505:G:H1	1.29	0.80
23:BA:2108:C:C2'	23:BA:2109:U:O5'	2.30	0.80
1:CA:1502:A:H2	1:CA:1505:G:H1	1.28	0.80
23:DA:1366:A:OP1	45:D1:3:LYS:NZ	2.15	0.80
1:AA:572:A:OP2	56:AA:1839:HOH:O	2.00	0.80
23:BA:271(I):G:H1	23:BA:271(O):C:H42	1.27	0.80
23:DA:27:G:H22	23:DA:512:G:HO2'	1.29	0.80
23:DA:90:U:O2'	23:DA:92:A:H8	1.64	0.80
23:BA:27:G:H22	23:BA:512:G:HO2'	1.25	0.80
37:BT:64:ARG:HB2	37:BT:73:GLU:HG2	1.62	0.80
50:D6:23:THR:OG1	50:D6:24:GLU:N	2.14	0.80
1:AA:839:U:H5''	1:AA:840:C:H5	1.44	0.80
1:AA:943:U:H3	1:AA:1340:A:N6	1.78	0.80
1:CA:426:G:OP1	4:CD:38:TYR:OH	1.99	0.80
5:CE:43:LEU:O	5:CE:65:ASN:ND2	2.14	0.79
1:AA:800:G:N7	56:AA:1911:HOH:O	2.13	0.79
10:AJ:32:ALA:HB1	10:AJ:33:GLN:HG3	1.62	0.79
1:AA:1131:G:O6	1:AA:1143:G:N2	2.16	0.79
1:AA:1289:A:H1'	1:AA:1371:G:H21	1.45	0.79
23:BA:2615:U:OP1	56:BA:4798:HOH:O	2.01	0.79
1:CA:1029:C:H1'	1:CA:1032:G:H22	1.46	0.79
23:BA:548:A:H62	39:BV:19:LYS:HB2	1.47	0.79
23:BA:882:G:H1	23:BA:894:C:H42	1.27	0.79
23:DA:240:G:O6	56:DA:4023:HOH:O	2.00	0.79
23:DA:1449:A:OP1	56:DA:4005:HOH:O	2.01	0.79
1:AA:503:C:OP2	12:AL:116:SER:HB3	1.83	0.79
1:CA:1075:C:OP1	2:CB:179:LYS:NZ	2.16	0.79
23:DA:271(I):G:H1	23:DA:271(O):C:H42	1.29	0.79
3:AC:114:PRO:O	3:AC:118:GLN:N	2.14	0.79
1:CA:1015:A:H1'	1:CA:1219:U:H5'	1.65	0.79
23:DA:548:A:H62	39:DV:19:LYS:HB2	1.46	0.79

Continued on next page...

Continued from previous page...

Atom-1	Atom-2	Interatomic distance (Å)	Clash overlap (Å)
23:DA:1210:A:H5'	23:DA:1210:A:H8	1.46	0.79
1:AA:1309:G:N7	13:AM:99:ARG:NH2	2.31	0.79
23:DA:2322:A:N6	23:DA:2335:A:N6	2.30	0.79
5:AE:43:LEU:O	5:AE:65:ASN:ND2	2.15	0.79
1:CA:191:G:H21	20:CT:103:GLY:HA2	1.45	0.79
6:CF:11:ASN:HB3	6:CF:14:LEU:HG	1.65	0.79
2:AB:178:ARG:HH22	8:AH:68:ARG:HH22	1.30	0.78
1:CA:537:G:N7	56:CA:1768:HOH:O	2.15	0.78
4:CD:13:ARG:NH1	4:CD:38:TYR:O	2.16	0.78
30:DI:106:GLY:HA2	30:DI:107:VAL:HB	1.65	0.78
23:BA:2777:G:H5''	23:BA:2778:A:H5'	1.64	0.78
23:DA:2562:U:H1'	32:DO:23:ARG:HH11	1.49	0.78
28:DG:131:TYR:HB3	28:DG:159:VAL:HG13	1.65	0.78
23:BA:399:G:OP2	56:BA:3940:HOH:O	2.02	0.78
23:BA:2222:G:N7	56:BA:4603:HOH:O	2.15	0.78
1:CA:17:U:H2'	1:CA:18:C:C6	2.18	0.78
1:AA:992:U:H2'	1:AA:1043:C:H5	1.48	0.78
1:AA:1442(A):G:H2'	1:AA:1442(B):A:H5'	1.65	0.78
8:CH:91:ARG:HD3	17:CQ:33:GLY:HA3	1.66	0.78
30:DI:78:THR:O	30:DI:104:GLN:NE2	2.13	0.78
1:AA:1237:C:O3'	1:AA:1300:G:N2	2.16	0.78
37:DT:56:GLY:O	37:DT:59:THR:HG23	1.83	0.78
23:DA:1013:C:OP2	56:DA:3999:HOH:O	2.01	0.78
37:BT:95:ARG:HG2	37:BT:95:ARG:HH11	1.48	0.78
1:CA:1442(A):G:H2'	1:CA:1442(B):A:H5'	1.65	0.77
12:CL:76:ASN:ND2	12:CL:106:ASP:O	2.17	0.77
23:DA:2134:A:H61	23:DA:2157:G:H1'	1.49	0.77
4:AD:9:CYS:HA	4:AD:12:CYS:HB2	1.65	0.77
23:BA:2322:A:N6	23:BA:2335:A:N6	2.33	0.77
4:AD:79:PHE:HD2	4:AD:80:GLU:H	1.28	0.77
16:AP:28:ARG:HG2	16:AP:28:ARG:HH11	1.46	0.77
43:DZ:45:ASP:OD2	43:DZ:49:ARG:NH1	2.17	0.77
1:AA:327:A:HO2'	1:AA:329:A:H8	1.32	0.77
1:AA:939:G:O2'	1:AA:1375:A:N3	2.15	0.77
2:AB:136:VAL:HA	2:AB:139:LYS:HG3	1.67	0.77
23:BA:301:G:OP2	42:BY:84:ARG:NH2	2.17	0.77
23:BA:1403:C:H5''	23:BA:1471:A:H1'	1.66	0.77
3:CC:35:GLU:HA	3:CC:38:ARG:HD2	1.64	0.77
16:CP:53:VAL:HG13	16:CP:79:VAL:HG22	1.64	0.77
7:AG:40:ALA:HB3	9:AI:41:VAL:HG21	1.66	0.77
1:CA:1015:A:N3	1:CA:1218:C:O2'	2.18	0.77

Continued on next page...

Continued from previous page...

Atom-1	Atom-2	Interatomic distance (Å)	Clash overlap (Å)
4:AD:128:VAL:HG13	4:AD:129:ASN:HD22	1.48	0.77
4:CD:128:VAL:HG13	4:CD:129:ASN:HD22	1.49	0.77
1:AA:1165:C:N4	1:AA:1171:G:H1	1.83	0.77
1:AA:1376:U:H5	7:AG:9:VAL:HA	1.48	0.77
1:AA:1441:G:H4'	1:AA:1442:G:C8	2.20	0.77
23:BA:2134:A:H61	23:BA:2157:G:H1'	1.50	0.77
23:BA:2588:G:OP1	56:BA:4246:HOH:O	2.02	0.77
1:CA:1441:G:H4'	1:CA:1442:G:C8	2.19	0.77
23:DA:1243:G:O2'	33:DP:7:ARG:NH2	2.17	0.77
37:DT:60:THR:HG22	37:DT:77:PRO:HA	1.67	0.77
13:AM:90:LEU:O	13:AM:92:HIS:N	2.17	0.77
1:CA:1160:G:H1	1:CA:1176:A:H61	1.33	0.77
7:CG:89:MET:HG2	7:CG:155:ARG:HG3	1.65	0.77
1:AA:17:U:H2'	1:AA:18:C:C6	2.20	0.77
23:BA:69:C:N4	56:BA:3949:HOH:O	2.17	0.77
6:CF:62:TRP:CH2	6:CF:64:GLN:HB2	2.20	0.77
23:DA:2405:G:H4'	23:DA:2406:U:OP2	1.83	0.77
47:B3:8:LEU:HD13	47:B3:31:LEU:HD23	1.67	0.76
1:CA:1047:G:N2	1:CA:1210:C:N3	2.32	0.76
23:DA:1026:U:O2'	23:DA:1027:A:O5'	2.02	0.76
23:DA:1767:C:O2	23:DA:1985:G:N2	2.17	0.76
1:AA:952:U:H3	1:AA:1229:A:H61	0.80	0.76
23:BA:120:U:OP1	56:BA:3890:HOH:O	2.01	0.76
28:BG:76:SER:HA	28:BG:83:ARG:HA	1.67	0.76
53:B9:11:CYS:SG	53:B9:32:HIS:HE1	2.08	0.76
23:BA:2104:G:N7	23:BA:2186:G:N2	2.33	0.76
23:BA:2820:A:OP2	35:BR:2:ARG:NH2	2.19	0.76
4:CD:9:CYS:HA	4:CD:12:CYS:HB2	1.66	0.76
1:AA:578:C:OP1	56:AA:1906:HOH:O	2.02	0.76
1:AA:1028:C:H42	1:AA:1034:G:H1'	1.50	0.76
23:BA:827:U:OP1	56:BA:4313:HOH:O	2.02	0.76
23:BA:2407:G:OP1	56:BA:4302:HOH:O	2.03	0.76
1:CA:1237:C:N4	1:CA:1337:G:H1	1.84	0.76
2:CB:139:LYS:HA	2:CB:142:LEU:HB3	1.68	0.76
33:DP:59:LEU:HD11	52:D8:10:ALA:HB2	1.65	0.76
1:AA:1337:G:O2'	1:AA:1338:G:N7	2.18	0.76
23:BA:587:C:OP2	33:BP:21:ARG:NH2	2.18	0.76
23:BA:2134:A:N6	23:BA:2157:G:H1'	2.01	0.76
1:AA:10:A:H2'	1:AA:11:G:H8	1.50	0.76
1:CA:346:G:H21	1:CA:347:G:H1'	1.50	0.76
30:DI:92:VAL:HG23	30:DI:97:ILE:HD11	1.68	0.76

Continued on next page...

Continued from previous page...

Atom-1	Atom-2	Interatomic distance (Å)	Clash overlap (Å)
2:AB:139:LYS:HA	2:AB:142:LEU:HB3	1.68	0.76
23:BA:106:C:O4'	42:BY:1:MET:HB2	1.86	0.76
1:CA:1120:G:O6	1:CA:1152:A:N6	2.19	0.76
16:CP:28:ARG:HH11	16:CP:28:ARG:HG2	1.49	0.76
23:DA:221:A:H4'	23:DA:222:A:O5'	1.85	0.75
29:DH:70:THR:O	29:DH:71:LEU:HB2	1.86	0.75
1:AA:1220:G:H1'	19:AS:52:TYR:CD2	2.22	0.75
2:AB:130:ARG:HA	2:AB:130:ARG:HE	1.52	0.75
7:AG:146:GLU:HA	7:AG:149:ARG:HB2	1.67	0.75
46:D2:35:LEU:HD12	46:D2:53:LEU:HD12	1.68	0.75
23:BA:1494:A:H2'	23:BA:1495:A:C8	2.21	0.75
23:BA:1980:G:O2'	23:BA:1982:C:OP2	2.05	0.75
2:CB:136:VAL:HA	2:CB:139:LYS:HG3	1.66	0.75
5:CE:9:LYS:H	5:CE:112:LEU:HD11	1.51	0.75
45:D1:54:ALA:HB1	45:D1:83:GLU:HB2	1.67	0.75
1:AA:1350:A:N1	1:AA:1372:U:O2	2.18	0.75
29:BH:70:THR:O	29:BH:71:LEU:HB2	1.85	0.75
1:CA:1118:C:H1'	1:CA:1179:A:C4	2.21	0.75
23:DA:300:A:P	42:DY:86:ARG:HH22	2.09	0.75
1:AA:598:U:H4'	8:AH:94:TYR:CD2	2.22	0.75
2:AB:24:TRP:HZ3	2:AB:29:ALA:HB2	1.52	0.75
25:BD:28:GLU:OE1	56:BD:402:HOH:O	2.04	0.75
1:CA:1255:G:O6	10:CJ:43:ARG:NH2	2.20	0.75
21:CU:15:ARG:HH11	21:CU:15:ARG:HB2	1.50	0.75
23:DA:2602:A:H4'	23:DA:2603:G:OP1	1.87	0.75
46:D2:51:ARG:HA	46:D2:54:LYS:HB2	1.68	0.75
1:AA:299:G:O6	56:AA:1929:HOH:O	2.04	0.75
45:B1:3:LYS:HB2	45:B1:61:ARG:NH1	2.01	0.75
1:CA:426:G:OP1	4:CD:36:ARG:NH1	2.20	0.75
1:AA:1238:A:N6	1:AA:1299:A:H61	1.83	0.75
23:BA:90:U:O2	56:BA:4786:HOH:O	2.01	0.75
23:BA:2140:C:N3	23:BA:2151:G:O6	2.19	0.75
1:CA:1347:G:O2'	1:CA:1373:G:O6	2.03	0.75
2:CB:178:ARG:HH22	8:CH:68:ARG:HH22	1.35	0.75
52:D8:34:TRP:O	52:D8:36:LYS:N	2.19	0.75
1:CA:673:G:H2'	1:CA:674:G:C8	2.21	0.75
1:CA:1122:U:H2'	1:CA:1123:A:H8	1.52	0.75
9:CI:9:ARG:HG2	9:CI:14:VAL:HG22	1.69	0.75
23:DA:2291:U:O4	56:DA:4091:HOH:O	2.04	0.75
27:BF:185:ASP:OD1	27:BF:188:ARG:NH1	2.20	0.74
23:DA:1019:U:H3	23:DA:1142(A):A:H62	1.34	0.74

Continued on next page...

Continued from previous page...

Atom-1	Atom-2	Interatomic distance (Å)	Clash overlap (Å)
1:AA:1441:G:O2'	1:AA:1459:C:N3	2.17	0.74
8:CH:87:SER:HA	8:CH:93:VAL:HG23	1.69	0.74
9:CI:18:PHE:HB3	9:CI:20:ARG:HE	1.50	0.74
23:DA:2134:A:N6	23:DA:2157:G:H1'	2.02	0.74
1:AA:673:G:H2'	1:AA:674:G:C8	2.23	0.74
23:BA:90:U:O2'	23:BA:92:A:H8	1.65	0.74
23:DA:2588:G:OP1	56:DA:3979:HOH:O	2.05	0.74
1:AA:1269:A:H4'	21:AU:18:TYR:HB2	1.70	0.74
13:AM:23:TYR:HE1	13:AM:70:LEU:HB3	1.50	0.74
35:BR:33:ARG:NH2	49:B5:57:VAL:O	2.14	0.74
23:DA:2683:C:OP1	37:DT:53:ARG:NH2	2.21	0.74
3:AC:114:PRO:HA	3:AC:117:ALA:HB3	1.70	0.74
13:CM:108:ARG:HH21	13:CM:114:ARG:HH11	1.35	0.74
14:AN:23:ARG:HD3	14:AN:30:ALA:HB2	1.69	0.74
23:BA:287:C:O2	23:BA:354:G:N2	2.16	0.74
23:BA:2181:G:H2'	23:BA:2182:G:C8	2.23	0.74
23:BA:2562:U:H1'	32:BO:23:ARG:HH11	1.51	0.74
1:CA:10:A:H2'	1:CA:11:G:H8	1.52	0.74
23:DA:2108:C:H2'	23:DA:2109:U:O5'	1.88	0.74
24:DB:105:A:OP1	43:DZ:72:ARG:NH1	2.21	0.74
7:AG:127:ALA:HB1	7:AG:135:VAL:HG23	1.70	0.74
2:CB:130:ARG:HA	2:CB:130:ARG:HE	1.52	0.74
1:AA:542:G:H5'	4:AD:41:GLY:HA3	1.68	0.74
12:AL:76:ASN:ND2	12:AL:106:ASP:O	2.19	0.74
23:BA:530:G:O4'	23:BA:530:G:N3	2.20	0.74
1:CA:1028:C:N4	1:CA:1034:G:N3	2.36	0.74
1:CA:1387:G:H2'	1:CA:1388:C:H6	1.52	0.74
23:DA:2760:C:H2'	23:DA:2761:G:H5''	1.68	0.74
28:DG:76:SER:HA	28:DG:83:ARG:HA	1.70	0.74
1:AA:1360:A:C8	14:AN:18:VAL:HG12	2.23	0.74
1:CA:1274:G:N2	1:CA:1275:A:H62	1.86	0.74
23:DA:226:G:H21	23:DA:228:A:H62	1.34	0.74
23:DA:1858:G:O2'	23:DA:1884:A:N6	2.20	0.74
27:DF:53:THR:HG23	27:DF:55:GLY:H	1.52	0.74
1:AA:3:G:H5''	1:AA:4:U:H5''	1.67	0.73
7:AG:70:LYS:O	7:AG:138:LYS:NZ	2.19	0.73
10:CJ:49:VAL:HG21	14:CN:45:ARG:HD2	1.70	0.73
1:AA:1311:G:H1	1:AA:1326:C:N4	1.86	0.73
13:AM:38:GLY:O	13:AM:55:ARG:NH1	2.21	0.73
1:CA:999:C:H42	1:CA:1042:G:H1	1.36	0.73
24:DB:117:G:H4'	36:DS:54:LEU:HD23	1.69	0.73

Continued on next page...

Continued from previous page...

Atom-1	Atom-2	Interatomic distance (Å)	Clash overlap (Å)
1:AA:947:G:O6	1:AA:1234:C:N3	2.20	0.73
10:CJ:58:ASP:OD2	10:CJ:58:ASP:N	2.21	0.73
13:AM:3:ARG:NH2	13:AM:10:PRO:O	2.21	0.73
1:CA:522:C:H5''	12:CL:120:TYR:OH	1.88	0.73
3:CC:50:ALA:HB1	3:CC:70:VAL:HG13	1.69	0.73
23:DA:921:G:O6	56:DA:3903:HOH:O	2.05	0.73
1:AA:1095:U:OP1	1:AA:1108:G:N2	2.20	0.73
23:BA:1026:U:O2'	23:BA:1027:A:O5'	2.03	0.73
1:CA:1107:C:H5''	3:CC:173:VAL:H	1.53	0.73
1:CA:1293:G:HO2'	1:CA:1294:G:H8	1.33	0.73
23:DA:1654:A:OP1	35:DR:1:MET:N	2.14	0.73
37:BT:60:THR:HG22	37:BT:77:PRO:HA	1.68	0.73
23:DA:747:U:O2	23:DA:2014:A:H1'	1.88	0.73
23:BA:1366:A:OP1	45:B1:3:LYS:NZ	2.21	0.73
23:BA:1669:A:OP2	56:BA:4866:HOH:O	2.05	0.73
23:BA:1798:U:H5'	25:BD:259:THR:HG22	1.70	0.73
1:CA:598:U:H4'	8:CH:94:TYR:CD2	2.24	0.73
39:DV:40:LEU:HB2	39:DV:46:VAL:HG13	1.69	0.73
3:AC:189:ALA:HB3	3:AC:196:LEU:HB2	1.69	0.73
34:DQ:38:GLU:HB2	34:DQ:127:ILE:HG22	1.69	0.73
1:AA:959:A:H1'	1:AA:985:C:H1'	1.70	0.73
2:AB:208:ILE:HA	2:AB:211:ILE:HD12	1.71	0.73
8:AH:87:SER:HA	8:AH:93:VAL:HG23	1.71	0.73
48:B4:9:LEU:HD23	48:B4:27:THR:HG23	1.70	0.73
1:CA:427:U:OP1	4:CD:13:ARG:NH2	2.20	0.73
22:CV:53:VAL:HG13	22:CV:54:MET:HG3	1.70	0.73
23:DA:1038:C:H42	23:DA:1117:G:H1	1.36	0.73
48:D4:18:CYS:HB2	48:D4:39:CYS:SG	2.29	0.73
1:AA:1236:A:H4'	1:AA:1304:G:H4'	1.70	0.73
3:AC:35:GLU:O	3:AC:39:ILE:N	2.20	0.73
23:BA:1322:A:N7	56:BA:4624:HOH:O	2.21	0.73
23:BA:2036:C:H5'	23:BA:2036:C:H6	1.54	0.73
23:BA:531:C:OP2	56:BA:4363:HOH:O	2.05	0.72
23:BA:990:A:OP2	56:BA:4330:HOH:O	2.06	0.72
37:BT:56:GLY:O	37:BT:59:THR:HG23	1.88	0.72
23:DA:1141:U:OP2	31:DN:63:THR:OG1	2.06	0.72
23:DA:2721:A:OP1	56:DA:4047:HOH:O	2.05	0.72
24:DB:28:C:H2'	24:DB:29:A:H8	1.53	0.72
45:D1:3:LYS:HB2	45:D1:61:ARG:NH1	2.04	0.72
1:AA:59:A:H5'	1:AA:60:A:H5''	1.69	0.72
1:AA:346:G:H21	1:AA:347:G:H1'	1.52	0.72

Continued on next page...

Continued from previous page...

Atom-1	Atom-2	Interatomic distance (Å)	Clash overlap (Å)
1:AA:1061:G:H2'	1:AA:1062:U:C6	2.23	0.72
23:BA:226:G:H21	23:BA:228:A:H62	1.37	0.72
36:BS:102:ALA:HA	36:BS:105:ALA:HB3	1.70	0.72
42:BY:30:VAL:HG22	42:BY:37:VAL:HG12	1.71	0.72
23:DA:1494:A:H2'	23:DA:1495:A:C8	2.24	0.72
23:DA:1828:G:OP1	56:DA:3604:HOH:O	2.07	0.72
44:D0:65:GLY:HA3	44:D0:81:VAL:HG12	1.71	0.72
1:CA:542:G:OP1	4:CD:10:ARG:NH1	2.23	0.72
1:AA:1177:G:H2'	1:AA:1178:G:H5'	1.71	0.72
23:BA:2405:G:H4'	23:BA:2406:U:OP2	1.89	0.72
1:CA:991:U:C4	1:CA:1212:U:H1'	2.25	0.72
2:CB:155:LEU:HD11	2:CB:159:PRO:HD3	1.71	0.72
23:DA:639:U:H2'	23:DA:640:C:C6	2.25	0.72
33:BP:126:VAL:HG12	33:BP:148:LEU:HD22	1.70	0.72
1:CA:1321:C:H5''	1:CA:1322:C:H2'	1.71	0.72
1:CA:1442:G:O2'	1:CA:1442(A):G:OP1	2.07	0.72
13:CM:104:ARG:HG3	13:CM:105:THR:HG23	1.71	0.72
3:AC:139:GLN:O	3:AC:143:GLU:N	2.23	0.72
10:AJ:61:GLU:HB2	14:AN:58:LYS:HE3	1.70	0.72
1:CA:542:G:P	4:CD:10:ARG:HH22	2.12	0.72
12:CL:60:LEU:HD21	12:CL:66:VAL:HG22	1.70	0.72
23:DA:615:G:OP1	27:DF:40:GLN:NE2	2.23	0.72
1:AA:1442:G:O2'	1:AA:1442(A):G:OP1	2.06	0.72
11:AK:79:SER:HA	11:AK:104:GLN:HB2	1.71	0.72
46:B2:51:ARG:HA	46:B2:54:LYS:HB2	1.72	0.72
2:CB:24:TRP:HZ3	2:CB:29:ALA:HB2	1.53	0.72
19:CS:39:THR:OG1	19:CS:70:LYS:NZ	2.22	0.72
6:AF:62:TRP:CH2	6:AF:64:GLN:HB2	2.25	0.72
23:BA:1038:C:H42	23:BA:1117:G:H1	1.38	0.72
23:BA:2786:U:O2'	26:BE:62:PRO:O	2.07	0.72
1:CA:1129:C:H4'	1:CA:1130:A:H5'	1.71	0.72
36:DS:102:ALA:HA	36:DS:105:ALA:HB3	1.70	0.72
1:AA:1240:U:O4	7:AG:32:ARG:NH2	2.22	0.72
2:AB:77:ALA:HB2	2:AB:211:ILE:HD13	1.72	0.72
1:CA:1442:G:N7	1:CA:1442(A):G:C6	2.58	0.72
23:DA:2308:G:O2'	23:DA:2310:A:OP2	2.04	0.72
29:DH:28:GLY:HA3	29:DH:79:VAL:HB	1.70	0.72
1:AA:946:A:H2'	1:AA:947:G:C8	2.24	0.72
1:AA:1129:C:H4'	1:AA:1130:A:H5'	1.71	0.72
1:AA:1442:G:N7	1:AA:1442(A):G:C6	2.58	0.72
23:BA:639:U:H2'	23:BA:640:C:C6	2.25	0.72

Continued on next page...

Continued from previous page...

Atom-1	Atom-2	Interatomic distance (Å)	Clash overlap (Å)
1:CA:973:G:H3'	1:CA:974:A:H5''	1.72	0.72
24:DB:28:C:H2'	24:DB:29:A:C8	2.25	0.72
1:AA:812:C:N3	56:AA:1888:HOH:O	2.22	0.71
5:AE:98:THR:HB	5:AE:117:ASP:HB3	1.72	0.71
6:AF:100:ASN:ND2	18:AR:23:LYS:O	2.21	0.71
33:BP:95:VAL:HA	33:BP:99:LEU:HD12	1.72	0.71
1:AA:1066:C:H3'	1:AA:1067:A:H8	1.55	0.71
1:AA:1288:A:H1'	1:AA:1353:G:H4'	1.72	0.71
23:BA:1210:A:H5'	23:BA:1210:A:H8	1.53	0.71
48:B4:18:CYS:HB2	48:B4:39:CYS:SG	2.30	0.71
23:DA:1250:G:N7	33:DP:18:ARG:NH2	2.38	0.71
23:DA:2122:U:H3	23:DA:2176:A:N6	1.84	0.71
1:AA:940:C:H42	1:AA:1343:G:H1	1.38	0.71
23:DA:1980:G:O2'	23:DA:1982:C:OP2	2.07	0.71
23:DA:2140:C:N3	23:DA:2151:G:O6	2.24	0.71
4:AD:107:ARG:HE	4:AD:173:TRP:HZ2	1.36	0.71
23:BA:747:U:O2	23:BA:2014:A:H1'	1.90	0.71
1:CA:1073:U:H2'	1:CA:1074:G:C8	2.25	0.71
9:CI:112:LYS:HA	9:CI:119:ALA:HB2	1.71	0.71
23:DA:1022:G:H22	23:DA:1142(A):A:H2	1.38	0.71
37:DT:95:ARG:HG2	37:DT:95:ARG:HH11	1.56	0.71
1:AA:1288:A:H61	1:AA:1371:G:H1'	1.54	0.71
10:AJ:11:PHE:HE2	10:AJ:67:THR:HB	1.53	0.71
1:CA:59:A:H5'	1:CA:60:A:H5''	1.72	0.71
3:CC:155:GLY:HA3	3:CC:196:LEU:HD13	1.71	0.71
23:DA:1815:A:OP2	25:DD:54:ARG:NH2	2.23	0.71
33:DP:126:VAL:HG12	33:DP:148:LEU:HD22	1.72	0.71
1:AA:191:G:H21	20:AT:103:GLY:HA2	1.56	0.71
1:AA:1160:G:H22	1:AA:1177:G:N2	1.88	0.71
23:BA:2357:U:OP1	44:B0:20:ARG:NH1	2.23	0.71
45:B1:20:ARG:HG2	45:B1:20:ARG:HH11	1.55	0.71
1:CA:1286:A:C6	1:CA:1354:C:H5''	2.25	0.71
1:AA:1156:G:H1'	1:AA:1179:A:N6	2.05	0.71
1:AA:1261:A:O2'	1:AA:1283:G:OP1	2.08	0.71
4:CD:79:PHE:HD2	4:CD:80:GLU:H	1.35	0.71
13:CM:47:ASP:N	13:CM:47:ASP:OD1	2.22	0.71
23:DA:2104:G:N7	23:DA:2186:G:N2	2.38	0.71
5:AE:9:LYS:H	5:AE:112:LEU:HD11	1.54	0.71
7:AG:88:PRO:HD3	7:AG:148:ASN:HB3	1.73	0.71
23:BA:1817:G:OP1	25:BD:88:ARG:NH2	2.22	0.71
30:BI:102:SER:HA	30:BI:106:GLY:HA3	1.73	0.71

Continued on next page...

Continued from previous page...

Atom-1	Atom-2	Interatomic distance (Å)	Clash overlap (Å)
37:BT:16:ARG:NH2	37:BT:83:ILE:O	2.23	0.71
1:AA:325:A:N7	56:AA:1829:HOH:O	2.24	0.71
1:AA:938:A:H2'	1:AA:939:G:O4'	1.90	0.71
1:AA:1066:C:H3'	1:AA:1067:A:C8	2.24	0.71
1:CA:1347:G:H8	9:CI:107:ARG:HB3	1.55	0.71
5:CE:98:THR:HB	5:CE:117:ASP:HB3	1.72	0.71
8:CH:45:ILE:HG22	8:CH:63:LEU:HA	1.72	0.71
23:DA:2296:U:C4	23:DA:2335:A:N6	2.59	0.71
1:AA:1347:G:H5''	9:AI:107:ARG:HA	1.72	0.71
1:CA:539:A:H2'	1:CA:540:G:C8	2.26	0.71
23:DA:2036:C:H6	23:DA:2036:C:H5'	1.55	0.71
1:AA:1160:G:H22	1:AA:1177:G:H21	1.38	0.70
23:BA:2158:A:H4'	23:BA:2159:G:OP1	1.90	0.70
23:DA:2181:G:H2'	23:DA:2182:G:C8	2.25	0.70
1:AA:937:A:N1	1:AA:1377:A:H1'	2.06	0.70
1:AA:1005:A:O3'	1:AA:1037:C:O2'	2.09	0.70
8:AH:45:ILE:HG22	8:AH:63:LEU:HA	1.72	0.70
23:BA:1669:A:OP1	56:BA:4896:HOH:O	2.10	0.70
23:BA:2122:U:H3	23:BA:2176:A:N6	1.86	0.70
34:BQ:38:GLU:HB2	34:BQ:127:ILE:HG22	1.72	0.70
3:CC:114:PRO:O	3:CC:118:GLN:NE2	2.25	0.70
23:DA:833:U:O2	33:DP:55:ARG:NH2	2.25	0.70
37:DT:51:ARG:HG3	37:DT:98:LYS:HE3	1.74	0.70
1:AA:674:G:H2'	1:AA:675:A:H8	1.55	0.70
1:AA:1369:C:H2'	1:AA:1370:G:H8	1.54	0.70
10:AJ:48:THR:HG23	10:AJ:62:HIS:HB3	1.72	0.70
23:BA:2839:G:H5'	35:BR:46:GLY:HA2	1.74	0.70
1:CA:1304:G:H1'	1:CA:1333:A:H61	1.57	0.70
7:CG:51:GLN:HG2	7:CG:58:PRO:HD3	1.73	0.70
23:DA:243:U:OP2	52:D8:8:LYS:NZ	2.22	0.70
23:DA:1817:G:OP1	25:DD:88:ARG:NH2	2.23	0.70
1:AA:1059:C:H2'	1:AA:1060:C:C6	2.26	0.70
1:AA:1459:C:C6	1:AA:1460:A:N7	2.59	0.70
1:AA:501:C:H2'	1:AA:502:G:H8	1.55	0.70
1:AA:982:U:H3	1:AA:1222:G:H1	1.40	0.70
7:AG:24:THR:HA	7:AG:27:ILE:HG13	1.72	0.70
10:AJ:10:GLY:H	10:AJ:16:LEU:HD12	1.55	0.70
4:CD:14:ARG:HA	4:CD:39:PRO:HB3	1.74	0.70
1:AA:966:G:H5''	1:AA:969:A:N7	2.06	0.70
21:AU:3:LYS:HA	21:AU:10:ARG:HB3	1.73	0.70
23:BA:39:C:O2	27:BF:46:ARG:NH2	2.25	0.70

Continued on next page...

Continued from previous page...

Atom-1	Atom-2	Interatomic distance (Å)	Clash overlap (Å)
1:CA:1237:C:H3'	1:CA:1336:C:H41	1.55	0.70
1:AA:575:G:OP1	56:AA:1856:HOH:O	2.09	0.70
1:AA:1178:G:H2'	1:AA:1179:A:H3'	1.74	0.70
5:AE:11:ILE:HG21	5:AE:105:VAL:HG22	1.74	0.70
23:BA:1858:G:O2'	23:BA:1884:A:N6	2.23	0.70
23:DA:301:G:OP2	42:DY:84:ARG:NH2	2.24	0.70
45:D1:21:ARG:HG2	45:D1:21:ARG:NH1	1.98	0.70
1:AA:524:G:H2'	1:AA:525:C:H6	1.55	0.70
23:BA:2445:G:OP1	27:BF:74:ARG:NH2	2.24	0.70
43:BZ:45:ASP:OD2	43:BZ:49:ARG:NH1	2.25	0.70
1:CA:353:A:H5'	1:CA:353:A:H8	1.56	0.70
23:DA:2357:U:OP1	44:D0:20:ARG:NH1	2.24	0.70
37:DT:16:ARG:NH2	37:DT:83:ILE:O	2.25	0.70
1:AA:1249:C:N4	1:AA:1287:A:H8	1.87	0.69
23:BA:221:A:H4'	23:BA:222:A:O5'	1.92	0.69
23:BA:1243:G:O2'	33:BP:7:ARG:NH2	2.25	0.69
23:BA:2308:G:O2'	23:BA:2310:A:OP2	2.07	0.69
48:B4:16:CYS:HA	48:B4:33:VAL:HB	1.74	0.69
1:CA:1279:A:O2'	1:CA:1281:U:OP2	2.08	0.69
23:DA:530:G:O4'	23:DA:530:G:N3	2.23	0.69
1:AA:885:G:N7	56:AA:1823:HOH:O	2.25	0.69
1:AA:994:A:N6	1:AA:1047:G:H4'	2.05	0.69
1:AA:1049:U:HO2'	14:AN:2:ALA:N	1.88	0.69
50:B6:10:LEU:HD12	50:B6:54:ILE:HA	1.73	0.69
1:CA:1178:G:N2	1:CA:1181:G:OP2	2.26	0.69
23:DA:248:G:OP1	56:DA:3741:HOH:O	2.09	0.69
1:AA:932:C:H5'	7:AG:4:ARG:HE	1.56	0.69
1:AA:1289:A:H1'	1:AA:1371:G:N2	2.05	0.69
4:CD:107:ARG:HE	4:CD:173:TRP:HZ2	1.37	0.69
14:AN:41:ARG:HA	14:AN:44:LEU:HD23	1.74	0.69
23:BA:2327:A:H2'	23:BA:2328:A:C8	2.27	0.69
27:BF:7:TYR:H	27:BF:22:ALA:HB3	1.56	0.69
45:B1:54:ALA:HB1	45:B1:83:GLU:HB2	1.73	0.69
23:DA:39:C:O2	27:DF:46:ARG:NH2	2.25	0.69
1:AA:975:A:N6	1:AA:1366:C:O2	2.25	0.69
1:AA:1009:G:O6	1:AA:1020:U:O2	2.09	0.69
1:AA:1253:G:H5'	10:AJ:44:VAL:O	1.92	0.69
21:AU:9:ARG:HD2	21:AU:13:ILE:HD11	1.74	0.69
1:CA:1142:G:H3'	1:CA:1143:G:H8	1.58	0.69
23:DA:81:G:N7	56:DA:4117:HOH:O	2.24	0.69
23:DA:141:A:C8	23:DA:1408:C:O2'	2.46	0.69

Continued on next page...

Continued from previous page...

Atom-1	Atom-2	Interatomic distance (Å)	Clash overlap (Å)
1:AA:1056:U:H5'	3:AC:163:ALA:HB2	1.75	0.69
7:AG:87:VAL:HG21	7:AG:154:TYR:HB2	1.75	0.69
20:AT:12:ALA:O	20:AT:15:ARG:HB2	1.93	0.69
28:DG:16:ARG:HE	28:DG:31:VAL:HG11	1.57	0.69
1:AA:1350:A:H61	1:AA:1372:U:H3	0.81	0.69
4:AD:14:ARG:HA	4:AD:39:PRO:HB3	1.73	0.69
1:CA:1350:A:N6	1:CA:1372:U:H3	1.91	0.69
1:CA:1373:G:H5'	7:CG:36:LYS:HB2	1.75	0.69
4:CD:53:ASP:HB3	4:CD:57:ARG:HH12	1.58	0.69
23:DA:1405:U:H2'	23:DA:1406:U:C6	2.28	0.69
23:DA:2124:G:N2	23:DA:2174:C:C2	2.61	0.69
23:DA:2206:G:H5'	23:DA:2207:G:C5	2.28	0.69
40:DW:60:ASN:HD22	40:DW:60:ASN:N	1.91	0.69
1:AA:353:A:H8	1:AA:353:A:H5'	1.58	0.69
1:AA:770:C:OP1	56:AA:1860:HOH:O	2.11	0.69
1:AA:1142:G:H3'	1:AA:1143:G:H8	1.57	0.69
1:AA:1184:G:H2'	1:AA:1185:G:C8	2.28	0.69
23:BA:833:U:O2	33:BP:55:ARG:NH2	2.26	0.69
23:BA:1359:A:N6	23:BA:1372:U:C4	2.61	0.69
23:BA:2124:G:N2	23:BA:2174:C:C2	2.61	0.69
30:BI:93:THR:HG23	30:BI:96:ASP:H	1.57	0.69
7:CG:46:ALA:HB1	7:CG:121:ALA:HB2	1.75	0.69
9:CI:3:GLN:HB3	9:CI:20:ARG:HG3	1.73	0.69
11:CK:79:SER:HA	11:CK:104:GLN:HB2	1.73	0.69
15:CO:29:VAL:HG11	15:CO:81:LEU:HD21	1.74	0.69
23:DA:1278:A:OP1	35:DR:36:THR:HG23	1.91	0.69
29:DH:149:ARG:NH1	29:DH:167:GLU:OE1	2.26	0.69
42:DY:79:CYS:HB3	42:DY:81:LYS:H	1.58	0.69
44:D0:27:GLU:HG3	44:D0:68:GLU:HA	1.74	0.69
47:D3:8:LEU:HD13	47:D3:31:LEU:HD23	1.75	0.69
1:AA:1308:U:H2'	1:AA:1309:G:C8	2.27	0.69
18:AR:70:ILE:O	18:AR:74:ARG:HG3	1.93	0.69
1:CA:501:C:H2'	1:CA:502:G:H8	1.58	0.69
3:CC:150:LYS:HB2	3:CC:173:VAL:HG11	1.74	0.69
9:CI:96:LEU:HA	9:CI:100:GLY:H	1.57	0.69
1:AA:539:A:H2'	1:AA:540:G:C8	2.28	0.69
23:BA:141:A:H8	23:BA:1408:C:HO2'	1.41	0.69
23:BA:141:A:H8	23:BA:1408:C:O2'	1.76	0.69
23:BA:2296:U:C4	23:BA:2335:A:N6	2.61	0.69
23:BA:2646:C:OP2	23:BA:2732:G:O2'	2.09	0.69
23:DA:1253:A:N7	56:DA:4109:HOH:O	2.26	0.69

Continued on next page...

Continued from previous page...

Atom-1	Atom-2	Interatomic distance (Å)	Clash overlap (Å)
1:AA:1065:U:H4'	1:AA:1066:C:O5'	1.92	0.68
19:AS:33:THR:HG22	19:AS:35:SER:H	1.58	0.68
29:BH:28:GLY:HA3	29:BH:79:VAL:HB	1.74	0.68
33:BP:47:ASP:OD2	33:BP:50:ARG:NH2	2.26	0.68
1:CA:1004:A:N6	1:CA:1035:A:N7	2.40	0.68
1:CA:1216:G:H5''	14:CN:5:ALA:HB2	1.73	0.68
1:CA:1264:C:H2'	1:CA:1265:G:C8	2.28	0.68
10:CJ:54:PHE:CD2	10:CJ:55:LYS:HG3	2.28	0.68
23:DA:1395:A:OP1	56:DA:3880:HOH:O	2.10	0.68
23:DA:2445:G:OP1	27:DF:74:ARG:NH2	2.25	0.68
29:DH:3:ARG:HG2	29:DH:6:ARG:HE	1.57	0.68
1:AA:1321:C:H5''	1:AA:1322:C:H2'	1.75	0.68
2:AB:135:GLN:HA	2:AB:138:LEU:HD12	1.74	0.68
23:BA:2760:C:H2'	23:BA:2761:G:H5''	1.74	0.68
35:BR:67:LEU:HD13	35:BR:76:VAL:HG21	1.76	0.68
1:AA:1252:A:C2	1:AA:1355:G:H1'	2.29	0.68
15:AO:15:PHE:HE2	15:AO:84:LYS:HD2	1.59	0.68
23:BA:120:U:OP2	56:BA:3889:HOH:O	2.11	0.68
1:CA:584:G:H5'	17:CQ:91:ARG:HH22	1.58	0.68
1:CA:1274:G:H21	1:CA:1275:A:H62	1.39	0.68
46:B2:35:LEU:HD12	46:B2:53:LEU:HD12	1.75	0.68
1:CA:457:C:H2'	1:CA:458:C:C6	2.29	0.68
2:CB:185:ILE:HG22	2:CB:199:TYR:HB2	1.75	0.68
23:DA:2786:U:O2'	26:DE:62:PRO:O	2.08	0.68
1:AA:962:C:H2'	1:AA:963:G:H8	1.57	0.68
1:AA:1062:U:H3	1:AA:1194:U:H3	1.39	0.68
30:BI:104:GLN:HB3	30:BI:105:HIS:CD2	2.25	0.68
1:CA:448:A:OP2	1:CA:485:G:N1	2.16	0.68
1:CA:574:A:OP2	56:CA:1792:HOH:O	2.11	0.68
23:DA:1798:U:H5'	25:DD:259:THR:HG22	1.74	0.68
1:AA:1502:A:H2	1:AA:1505:G:N1	1.92	0.68
23:DA:2839:G:H5'	35:DR:46:GLY:HA2	1.74	0.68
48:D4:16:CYS:HA	48:D4:33:VAL:HB	1.74	0.68
6:AF:11:ASN:HB3	6:AF:14:LEU:HG	1.74	0.68
10:AJ:57:LYS:O	10:AJ:60:ARG:NH1	2.26	0.68
1:CA:377:G:OP1	16:CP:3:LYS:NZ	2.24	0.68
3:CC:177:THR:HB	3:CC:180:ALA:HB2	1.75	0.68
5:CE:43:LEU:HD21	5:CE:132:ALA:HB1	1.76	0.68
35:DR:20:LEU:HD21	35:DR:40:LYS:HD3	1.74	0.68
1:AA:365:U:H5''	1:AA:366:C:OP1	1.94	0.68
4:AD:127:THR:HG23	4:AD:147:ALA:HB3	1.76	0.68

Continued on next page...

Continued from previous page...

Atom-1	Atom-2	Interatomic distance (Å)	Clash overlap (Å)
1:CA:1095:U:OP1	1:CA:1108:G:N2	2.24	0.68
23:DA:271(E):U:H2'	23:DA:271(F):C:C6	2.29	0.68
27:DF:7:TYR:H	27:DF:22:ALA:HB3	1.59	0.68
39:DV:76:LYS:HB2	39:DV:81:TYR:HB3	1.76	0.68
1:AA:1353:G:OP2	21:AU:3:LYS:NZ	2.24	0.68
30:BI:72:LEU:HD21	30:BI:107:VAL:HG11	1.74	0.68
3:CC:12:LEU:HD11	14:CN:51:GLY:HA3	1.75	0.68
1:AA:1003:G:H2'	1:AA:1004:A:H1'	1.76	0.68
1:AA:1285:A:H4'	1:AA:1286:A:O5'	1.94	0.68
2:AB:155:LEU:HD11	2:AB:159:PRO:HD3	1.75	0.68
23:BA:677:A:OP1	56:BA:4104:HOH:O	2.11	0.68
1:CA:49:U:H3	1:CA:362:G:H1'	1.58	0.68
1:CA:940:C:H42	1:CA:1343:G:H1	1.42	0.68
2:CB:135:GLN:HA	2:CB:138:LEU:HD12	1.76	0.68
4:CD:127:THR:HG23	4:CD:147:ALA:HB3	1.76	0.68
23:DA:220:G:O2'	23:DA:233:A:N3	2.25	0.68
5:AE:78:HIS:HE1	5:AE:142:LEU:HA	1.59	0.67
23:BA:528:A:N1	23:BA:2042:A:H2'	2.09	0.67
28:BG:16:ARG:HE	28:BG:31:VAL:HG11	1.60	0.67
36:BS:34:HIS:CE1	36:BS:54:LEU:HD12	2.30	0.67
4:CD:193:ASP:N	4:CD:193:ASP:OD1	2.27	0.67
9:CI:43:ALA:HA	9:CI:74:ILE:HD13	1.75	0.67
27:DF:185:ASP:OD1	27:DF:188:ARG:NH1	2.27	0.67
46:D2:50:ILE:O	46:D2:51:ARG:HB3	1.94	0.67
1:AA:524:G:H2'	1:AA:525:C:C6	2.28	0.67
4:AD:14:ARG:HB2	4:AD:40:PRO:HD2	1.76	0.67
5:AE:43:LEU:HD21	5:AE:132:ALA:HB1	1.76	0.67
1:CA:1084:G:H5''	1:CA:1086:U:C4	2.27	0.67
1:CA:1285:A:H4'	1:CA:1286:A:O5'	1.93	0.67
43:DZ:69:THR:HG22	43:DZ:90:VAL:HA	1.76	0.67
1:AA:584:G:H5'	17:AQ:91:ARG:HH22	1.59	0.67
1:AA:981:U:OP1	14:AN:9:LYS:NZ	2.27	0.67
1:AA:993:G:N7	1:AA:1213:A:N6	2.42	0.67
1:AA:1216:G:H5''	14:AN:5:ALA:HB2	1.75	0.67
23:BA:2319:G:N2	36:BS:3:ARG:HE	1.93	0.67
23:DA:106:C:O4'	42:DY:1:MET:HB2	1.95	0.67
23:DA:1653:G:H3'	35:DR:2:ARG:HD3	1.76	0.67
1:AA:1382:C:H2'	1:AA:1383:C:H6	1.60	0.67
2:AB:185:ILE:HG22	2:AB:199:TYR:HB2	1.77	0.67
12:AL:33:ARG:HD3	12:AL:62:SER:HB3	1.76	0.67
23:BA:1010:A:OP2	56:BA:4351:HOH:O	2.12	0.67

Continued on next page...

Continued from previous page...

Atom-1	Atom-2	Interatomic distance (Å)	Clash overlap (Å)
1:CA:148:G:H2'	1:CA:149:A:H8	1.60	0.67
1:CA:650:G:O6	56:CA:1790:HOH:O	2.10	0.67
23:DA:2099:U:H3	23:DA:2190:G:H1	1.42	0.67
1:AA:1158:C:H2'	1:AA:1159:U:H4'	1.76	0.67
1:CA:1287:A:H2'	1:CA:1288:A:C8	2.30	0.67
9:CI:71:SER:HA	9:CI:74:ILE:HD12	1.74	0.67
23:DA:818:G:OP2	56:DA:4018:HOH:O	2.13	0.67
23:DA:2887:U:H2'	23:DA:2888:C:C6	2.30	0.67
34:DQ:62:GLY:O	43:DZ:178:GLU:HG2	1.95	0.67
36:DS:34:HIS:CE1	36:DS:54:LEU:HD12	2.29	0.67
1:AA:31:G:H5'	1:AA:306:G:N2	2.10	0.67
1:AA:1192:C:O2	5:AE:25:ARG:NH2	2.28	0.67
1:AA:1369:C:H2'	1:AA:1370:G:C8	2.30	0.67
11:AK:85:ARG:HD3	11:AK:113:PRO:HD3	1.77	0.67
23:DA:1153:C:OP1	38:DU:92:ARG:NH1	2.26	0.67
23:DA:2682:U:OP2	56:DA:4047:HOH:O	2.12	0.67
1:AA:1319:A:N6	1:AA:1361:G:H1'	2.10	0.67
1:AA:1372:U:H2'	1:AA:1373:G:C8	2.30	0.67
23:BA:1036:G:H1	23:BA:1119:C:H42	1.43	0.67
1:CA:1441:G:O2'	1:CA:1459:C:N3	2.19	0.67
14:CN:29:ARG:HG3	14:CN:31:ARG:H	1.60	0.67
23:DA:529:A:H62	23:DA:2041:U:H3	1.42	0.67
23:DA:2361:A:N7	56:DA:3909:HOH:O	2.27	0.67
1:AA:1178:G:N2	1:AA:1181:G:O5'	2.19	0.67
1:AA:1201:A:H5'	1:AA:1203:C:OP2	1.94	0.67
4:AD:193:ASP:OD1	4:AD:193:ASP:N	2.28	0.67
1:CA:1073:U:H2'	1:CA:1074:G:H8	1.60	0.67
4:CD:80:GLU:O	4:CD:83:SER:N	2.27	0.67
15:CO:15:PHE:HE2	15:CO:84:LYS:HD2	1.60	0.67
25:DD:275:LYS:HG3	25:DD:276:LYS:HG2	1.77	0.67
1:AA:148:G:H2'	1:AA:149:A:H8	1.58	0.67
1:AA:1025:U:O2	1:AA:1036:G:O6	2.13	0.67
13:AM:108:ARG:HG3	13:AM:114:ARG:HH22	1.59	0.67
1:CA:1502:A:H2	1:CA:1505:G:N1	1.92	0.67
13:CM:108:ARG:HE	13:CM:114:ARG:HD3	1.60	0.67
28:DG:15:VAL:HG13	28:DG:175:LEU:HB3	1.77	0.67
29:DH:137:ASP:HB3	29:DH:140:LYS:HB3	1.77	0.67
2:AB:174:VAL:O	2:AB:178:ARG:HB2	1.95	0.67
13:AM:12:ASN:O	13:AM:44:ARG:HB3	1.94	0.67
13:AM:65:LYS:HA	13:AM:66:LEU:HB2	1.77	0.67
23:BA:141:A:C8	23:BA:1408:C:O2'	2.47	0.67

Continued on next page...

Continued from previous page...

Atom-1	Atom-2	Interatomic distance (Å)	Clash overlap (Å)
23:BA:1653:G:H3'	35:BR:2:ARG:HD3	1.77	0.67
24:BB:38:C:O4'	36:BS:95:HIS:NE2	2.27	0.67
45:B1:85:LEU:HB3	45:B1:89:GLU:HG3	1.77	0.67
1:CA:1014:A:H8	1:CA:1014:A:OP1	1.76	0.67
1:CA:1309:G:OP2	13:CM:99:ARG:NH2	2.24	0.67
38:DU:92:ARG:HA	38:DU:95:LEU:HB2	1.75	0.67
1:AA:955:U:H3	1:AA:1225:A:H61	1.41	0.66
23:BA:1022:G:H22	23:BA:1142(A):A:H2	1.43	0.66
1:CA:1071:C:H2'	1:CA:1072:G:H8	1.60	0.66
6:CF:91:VAL:HG11	18:CR:72:ARG:HH12	1.60	0.66
1:AA:659:U:H2'	1:AA:660:G:H8	1.58	0.66
8:AH:33:GLU:HA	8:AH:36:LEU:HD12	1.77	0.66
23:BA:1486:A:H2'	23:BA:1487:G:H8	1.58	0.66
23:BA:2285:C:OP2	50:B6:6:ARG:NH1	2.28	0.66
42:BY:23:ARG:HG2	42:BY:42:VAL:HG22	1.76	0.66
44:B0:65:GLY:HA3	44:B0:81:VAL:HG12	1.77	0.66
1:CA:346:G:N2	1:CA:347:G:H1'	2.09	0.66
9:CI:9:ARG:HB2	9:CI:9:ARG:HH11	1.59	0.66
23:DA:2108:C:C2'	23:DA:2109:U:O5'	2.42	0.66
1:AA:944:G:O6	1:AA:1337:G:H2'	1.96	0.66
9:AI:9:ARG:HH11	9:AI:9:ARG:HB2	1.61	0.66
23:BA:1019:U:H3	23:BA:1142(A):A:H62	1.42	0.66
1:CA:1530:G:OP1	56:CA:1773:HOH:O	2.12	0.66
23:DA:993:G:OP1	38:DU:50:ARG:NH2	2.29	0.66
33:DP:95:VAL:HA	33:DP:99:LEU:HD12	1.77	0.66
1:AA:1079:G:OP1	56:AA:1849:HOH:O	2.12	0.66
4:AD:65:ARG:HG2	4:AD:75:PHE:CD1	2.31	0.66
23:BA:271(E):U:H2'	23:BA:271(F):C:C6	2.31	0.66
23:BA:879:G:H22	23:BA:899:A:H1'	1.61	0.66
24:BB:27:C:H5''	36:BS:54:LEU:HD11	1.76	0.66
3:CC:152:ILE:HG13	3:CC:199:LYS:HD2	1.76	0.66
49:D5:49:CYS:SG	49:D5:51:TYR:HB2	2.36	0.66
1:AA:448:A:OP2	1:AA:485:G:N1	2.15	0.66
1:AA:994:A:C5	1:AA:1216:G:H4'	2.31	0.66
1:AA:1098:C:H2'	1:AA:1099:G:H1'	1.78	0.66
30:BI:88:ILE:HD11	30:BI:123:LEU:HB3	1.76	0.66
23:DA:574:C:OP1	56:DA:3662:HOH:O	2.14	0.66
35:DR:67:LEU:HD13	35:DR:76:VAL:HG21	1.75	0.66
1:AA:659:U:H2'	1:AA:660:G:C8	2.30	0.66
1:AA:977:A:O2'	1:AA:980:C:N4	2.29	0.66
23:BA:90:U:O2'	23:BA:92:A:O5'	2.14	0.66

Continued on next page...

Continued from previous page...

Atom-1	Atom-2	Interatomic distance (Å)	Clash overlap (Å)
23:BA:1250:G:N7	33:BP:18:ARG:NH2	2.44	0.66
1:CA:1028:C:N3	1:CA:1034:G:H1'	2.10	0.66
1:CA:1053:G:N7	1:CA:1200:C:H5'	2.10	0.66
1:AA:457:C:H2'	1:AA:458:C:C6	2.29	0.66
23:BA:1278:A:OP1	35:BR:36:THR:HG23	1.94	0.66
26:BE:11:MET:HG2	26:BE:24:THR:HB	1.77	0.66
1:CA:976:G:OP1	14:CN:32:SER:N	2.18	0.66
1:AA:952:U:O2	1:AA:1229:A:N1	2.28	0.66
4:AD:173:TRP:CD1	4:AD:174:LEU:HG	2.30	0.66
23:BA:1494:A:H2'	23:BA:1495:A:H8	1.60	0.66
1:CA:436:C:H5''	4:CD:156:GLU:OE2	1.96	0.66
6:CF:100:ASN:ND2	18:CR:23:LYS:O	2.28	0.66
38:DU:36:ARG:HD2	38:DU:40:PHE:CZ	2.31	0.66
40:DW:79:GLY:HA3	40:DW:100:THR:HG22	1.77	0.66
4:AD:13:ARG:HB2	4:AD:40:PRO:HD3	1.76	0.66
1:CA:285:G:N7	56:CA:1730:HOH:O	2.29	0.66
1:CA:674:G:H2'	1:CA:675:A:H8	1.60	0.66
1:CA:1147:C:O2	9:CI:16:ARG:NH1	2.29	0.66
13:CM:65:LYS:HA	13:CM:66:LEU:HB2	1.76	0.66
1:AA:576:G:OP2	56:AA:1909:HOH:O	2.14	0.66
1:AA:1172:C:H2'	1:AA:1173:G:H8	1.61	0.66
1:AA:1277:C:O2'	1:AA:1279:A:H1'	1.96	0.66
31:BN:20:GLY:HA2	31:BN:61:ARG:HG2	1.78	0.66
1:CA:538:G:H5''	12:CL:114:LYS:HB2	1.77	0.66
4:CD:173:TRP:CD1	4:CD:174:LEU:HG	2.31	0.66
22:CV:18:GLN:HE21	22:CV:19:ALA:N	1.93	0.66
23:BA:1361:G:N7	56:BA:4717:HOH:O	2.28	0.65
1:CA:1106:G:H5'	3:CC:172:ARG:HD2	1.77	0.65
10:CJ:53:PRO:O	14:CN:41:ARG:NH2	2.30	0.65
25:DD:33:LEU:O	25:DD:64:ILE:HG13	1.97	0.65
42:DY:23:ARG:HG2	42:DY:42:VAL:HG22	1.78	0.65
1:AA:1004:A:N6	1:AA:1035:A:OP2	2.28	0.65
1:AA:1077:G:N7	56:AA:1850:HOH:O	2.30	0.65
20:CT:16:HIS:O	20:CT:19:SER:OG	2.13	0.65
26:DE:11:MET:HG2	26:DE:24:THR:HB	1.77	0.65
1:AA:1240:U:H1'	7:AG:38:LEU:HD21	1.78	0.65
15:AO:16:ALA:HB1	15:AO:21:ASP:HB3	1.78	0.65
24:BB:31:C:O2'	24:BB:53:A:N6	2.30	0.65
31:BN:120:LEU:HD22	31:BN:122:VAL:HG23	1.78	0.65
42:BY:79:CYS:HB3	42:BY:81:LYS:H	1.61	0.65
7:CG:20:ASP:HB3	7:CG:23:VAL:HB	1.78	0.65

Continued on next page...

Continued from previous page...

Atom-1	Atom-2	Interatomic distance (Å)	Clash overlap (Å)
19:CS:31:ILE:HG12	19:CS:49:ILE:HG22	1.78	0.65
23:DA:587:C:OP2	33:DP:21:ARG:NH2	2.29	0.65
23:DA:1796:U:H2'	23:DA:1797:C:C6	2.31	0.65
1:AA:153:C:H2'	1:AA:154:C:H6	1.61	0.65
1:AA:1037:C:H2'	1:AA:1038:C:O4'	1.97	0.65
1:AA:1252:A:H2	1:AA:1355:G:HI1'	1.61	0.65
20:AT:72:LEU:HD21	20:AT:77:ALA:HB2	1.79	0.65
23:BA:2140:C:O2	23:BA:2151:G:N1	2.22	0.65
1:CA:1264:C:N3	1:CA:1271:G:O6	2.29	0.65
2:CB:24:TRP:CZ3	2:CB:26:PRO:HA	2.31	0.65
2:CB:47:THR:HA	2:CB:202:PRO:HG2	1.77	0.65
1:AA:590:C:H2'	1:AA:591:U:H6	1.60	0.65
1:AA:989:C:N3	1:AA:1216:G:O6	2.29	0.65
1:AA:1442(A):G:C2'	1:AA:1442(B):A:H5'	2.26	0.65
1:CA:662:G:H2'	1:CA:663:A:C8	2.31	0.65
15:CO:62:GLN:HA	15:CO:65:ARG:HD2	1.77	0.65
45:D1:20:ARG:HG2	45:D1:20:ARG:HH11	1.61	0.65
1:AA:346:G:N2	1:AA:347:G:HI1'	2.11	0.65
3:AC:125:GLU:HG3	3:AC:191:THR:HG22	1.79	0.65
4:AD:13:ARG:NH1	4:AD:38:TYR:O	2.28	0.65
24:BB:60:C:N4	56:BB:326:HOH:O	2.18	0.65
1:CA:434:U:H2'	1:CA:435:C:C6	2.32	0.65
1:CA:1244:C:H2'	1:CA:1245:A:C8	2.31	0.65
25:DD:108:PRO:HB3	25:DD:143:HIS:HE1	1.60	0.65
31:DN:120:LEU:HD22	31:DN:122:VAL:HG23	1.78	0.65
1:AA:662:G:H2'	1:AA:663:A:C8	2.31	0.65
1:AA:1373:G:H4'	7:AG:36:LYS:HG3	1.78	0.65
23:BA:2099:U:H3	23:BA:2190:G:H1	1.43	0.65
31:DN:47:ALA:HB2	31:DN:112:LEU:HD11	1.78	0.65
1:AA:434:U:H2'	1:AA:435:C:C6	2.31	0.65
1:AA:1313:U:O2	1:AA:1324:A:N1	2.29	0.65
9:AI:5:TYR:HE1	9:AI:16:ARG:HG2	1.62	0.65
23:BA:1153:C:OP1	38:BU:92:ARG:NH1	2.30	0.65
1:CA:130:A:H5'	17:CQ:63:ARG:HH21	1.60	0.65
23:DA:946:G:OP2	56:DA:3960:HOH:O	2.14	0.65
1:AA:962:C:N3	1:AA:973:G:O6	2.30	0.65
1:AA:971:G:HO2'	1:AA:1365:G:HO2'	1.31	0.65
25:BD:275:LYS:HG3	25:BD:276:LYS:HG2	1.77	0.65
1:CA:537:G:H5''	12:CL:113:ARG:NH1	2.12	0.65
1:CA:620:C:H5''	56:CA:1782:HOH:O	1.97	0.65
1:CA:881:G:P	12:CL:12:ARG:HH22	2.19	0.65

Continued on next page...

Continued from previous page...

Atom-1	Atom-2	Interatomic distance (Å)	Clash overlap (Å)
23:DA:708:C:H42	23:DA:723:G:H1	1.45	0.65
1:AA:21:G:OP1	56:AA:1894:HOH:O	2.15	0.65
1:AA:1036:G:H3'	1:AA:1037:C:H6	1.62	0.65
1:AA:1249:C:H41	1:AA:1287:A:H5'	1.62	0.65
1:AA:1367:C:OP1	9:AI:115:GLY:N	2.30	0.65
3:AC:19:GLU:O	3:AC:56:ASP:HA	1.97	0.65
4:AD:53:ASP:HB3	4:AD:57:ARG:HH12	1.61	0.65
13:AM:70:LEU:O	13:AM:74:VAL:N	2.30	0.65
23:BA:1673:U:OP1	56:BA:4565:HOH:O	2.15	0.65
23:DA:1031:G:H21	53:D9:36:GLN:HE22	1.45	0.65
42:DY:92:ASN:N	42:DY:93:GLY:HA2	2.12	0.65
23:BA:88:G:OP1	56:BA:4659:HOH:O	2.15	0.64
44:B0:27:GLU:HG3	44:B0:68:GLU:HA	1.78	0.64
3:CC:109:PRO:HA	3:CC:112:SER:HB3	1.78	0.64
23:DA:796:C:H2'	23:DA:797:C:C6	2.32	0.64
23:DA:1991:U:H2'	23:DA:1992:G:H5''	1.77	0.64
1:AA:1151:A:O2'	1:AA:1152:A:H8	1.80	0.64
1:AA:1263:C:N4	1:AA:1272:G:H1	1.93	0.64
1:AA:1305:G:H1	1:AA:1331:G:H1'	1.63	0.64
14:AN:7:ILE:HB	14:AN:23:ARG:HG2	1.79	0.64
23:BA:220:G:O2'	23:BA:233:A:N3	2.29	0.64
23:BA:2134:A:O2'	23:BA:2159:G:N2	2.28	0.64
43:BZ:69:THR:HG22	43:BZ:90:VAL:HA	1.78	0.64
1:CA:1442(A):G:C2'	1:CA:1442(B):A:H5'	2.27	0.64
48:D4:9:LEU:HD23	48:D4:27:THR:HG23	1.77	0.64
1:AA:600:C:H2'	1:AA:601:C:C6	2.32	0.64
10:AJ:50:ILE:HG13	10:AJ:60:ARG:HH11	1.62	0.64
10:AJ:50:ILE:HB	14:AN:41:ARG:NE	2.11	0.64
23:BA:2107:C:C5	23:BA:2108:C:N4	2.65	0.64
27:BF:53:THR:HG23	27:BF:55:GLY:H	1.61	0.64
1:CA:1027:C:C2	1:CA:1034:G:N2	2.66	0.64
23:DA:2107:C:N4	23:DA:2108:C:H42	1.95	0.64
34:DQ:38:GLU:OE2	34:DQ:128:LYS:N	2.23	0.64
22:AV:4:GLN:O	22:AV:4:GLN:NE2	2.25	0.64
23:BA:686:G:H5''	51:B7:11:LYS:HE2	1.78	0.64
23:BA:784:A:H5'	23:BA:785:G:OP1	1.97	0.64
30:BI:88:ILE:HG22	30:BI:90:GLY:H	1.62	0.64
1:CA:1222:G:OP2	1:CA:1322:C:N4	2.24	0.64
23:DA:602:G:O2'	23:DA:655:A:N6	2.31	0.64
23:DA:1430:C:H2'	23:DA:1431:U:C6	2.32	0.64
1:AA:1216:G:H5''	14:AN:5:ALA:CB	2.27	0.64

Continued on next page...

Continued from previous page...

Atom-1	Atom-2	Interatomic distance (Å)	Clash overlap (Å)
48:B4:42:PHE:HB3	48:B4:43:TYR:HB2	1.80	0.64
4:CD:14:ARG:HB2	4:CD:40:PRO:HD2	1.79	0.64
1:AA:509:A:OP2	56:AA:1864:HOH:O	2.15	0.64
1:AA:625:G:H4'	16:AP:16:HIS:CD2	2.33	0.64
2:AB:18:GLY:HA2	2:AB:42:ILE:HG13	1.79	0.64
24:BB:50:G:H5''	36:BS:61:ASN:HD21	1.63	0.64
29:BH:149:ARG:NH1	29:BH:167:GLU:OE1	2.31	0.64
1:CA:1280:A:H5'	10:CJ:41:PRO:HG2	1.78	0.64
1:CA:1459:C:C6	1:CA:1460:A:N7	2.66	0.64
3:CC:31:HIS:HA	3:CC:34:LEU:HB3	1.80	0.64
1:AA:859:A:H2'	1:AA:860:A:O4'	1.98	0.64
19:AS:48:THR:HA	19:AS:61:TYR:HA	1.80	0.64
23:BA:847:U:OP2	56:BA:4703:HOH:O	2.14	0.64
23:BA:1186:G:OP1	56:BA:4254:HOH:O	2.15	0.64
32:BO:34:THR:OG1	32:BO:35:VAL:N	2.29	0.64
52:B8:34:TRP:CG	52:B8:35:GLN:N	2.65	0.64
1:CA:524:G:H2'	1:CA:525:C:C6	2.33	0.64
5:CE:11:ILE:HG21	5:CE:105:VAL:HG22	1.80	0.64
23:DA:2123:G:H1	23:DA:2175:C:H42	1.44	0.64
23:BA:271(I):G:H1	23:BA:271(O):C:N4	1.96	0.64
33:BP:59:LEU:HD11	52:B8:10:ALA:HB2	1.78	0.64
4:CD:65:ARG:HG2	4:CD:75:PHE:CD1	2.33	0.64
5:CE:78:HIS:HE1	5:CE:142:LEU:HA	1.62	0.64
12:CL:33:ARG:HD3	12:CL:62:SER:HB3	1.78	0.64
30:DI:83:ALA:HB2	30:DI:88:ILE:HA	1.78	0.64
43:DZ:111:VAL:C	43:DZ:113:ALA:H	2.01	0.64
1:AA:1085:U:H3'	1:AA:1086:U:H5	1.63	0.64
22:AV:6:ARG:HA	22:AV:9:LEU:HD12	1.79	0.64
24:BB:24:G:N7	24:BB:56:G:H2'	2.13	0.64
1:CA:1277:C:HO2'	1:CA:1279:A:H8	1.46	0.64
23:DA:299:A:H5''	42:DY:86:ARG:HH21	1.63	0.64
23:DA:2637:U:H5''	26:DE:82:ARG:HH21	1.62	0.64
23:DA:2887:U:H2'	23:DA:2888:C:H6	1.63	0.64
30:DI:5:LEU:HD11	30:DI:19:VAL:HG22	1.79	0.64
4:AD:12:CYS:HA	4:AD:19:LEU:HB2	1.80	0.64
9:AI:26:VAL:HG22	9:AI:61:ALA:HB3	1.80	0.64
18:AR:31:LEU:HD12	18:AR:66:LEU:HD13	1.80	0.64
1:CA:841:U:H5	1:CA:848:C:H1'	1.63	0.64
1:CA:1392:G:H21	1:CA:1502:A:H8	1.43	0.64
9:CI:17:VAL:HG13	9:CI:63:ILE:HG12	1.78	0.64
18:CR:31:LEU:HD12	18:CR:66:LEU:HD13	1.79	0.64

Continued on next page...

Continued from previous page...

Atom-1	Atom-2	Interatomic distance (Å)	Clash overlap (Å)
18:CR:70:ILE:O	18:CR:74:ARG:HG3	1.97	0.64
23:DA:1778:U:H2'	23:DA:1784:A:N6	2.13	0.64
23:DA:2269:A:OP1	56:DA:4013:HOH:O	2.15	0.64
30:DI:83:ALA:HB1	30:DI:86:THR:O	1.98	0.64
1:AA:1059:C:H2'	1:AA:1060:C:H6	1.63	0.63
1:AA:1126:U:H1'	1:AA:1280:A:C6	2.33	0.63
1:AA:1258:G:H2'	1:AA:1259:C:C6	2.33	0.63
1:AA:1339:A:C6	1:AA:1340:A:H1'	2.33	0.63
2:AB:24:TRP:CZ3	2:AB:26:PRO:HA	2.34	0.63
5:AE:33:VAL:HG21	5:AE:109:ILE:HA	1.80	0.63
23:BA:1045:A:N3	23:BA:1045:A:H2'	2.12	0.63
23:BA:1866:C:H2'	23:BA:1876:A:O4'	1.97	0.63
23:BA:2887:U:H2'	23:BA:2888:C:C6	2.33	0.63
24:BB:49:C:OP1	36:BS:97:ARG:HB2	1.97	0.63
27:BF:13:SER:HB3	27:BF:15:SER:HB2	1.78	0.63
1:CA:1308:U:H2'	1:CA:1309:G:C8	2.33	0.63
23:DA:546:C:H2'	23:DA:547:A:H5'	1.80	0.63
24:DB:27:C:H5''	36:DS:54:LEU:HD11	1.79	0.63
26:DE:47:VAL:HG21	26:DE:86:PRO:HD2	1.80	0.63
38:DU:29:SER:OG	38:DU:30:LYS:NZ	2.30	0.63
1:AA:841:U:H5	1:AA:848:C:H1'	1.62	0.63
10:AJ:91:PRO:HD2	10:AJ:94:VAL:HB	1.79	0.63
19:AS:33:THR:HB	19:AS:51:VAL:HG22	1.79	0.63
1:CA:600:C:H2'	1:CA:601:C:C6	2.33	0.63
23:DA:879:G:H22	23:DA:899:A:H1'	1.63	0.63
23:DA:1153:C:H2'	23:DA:1154:G:O4'	1.98	0.63
23:DA:1486:A:H2'	23:DA:1487:G:H8	1.62	0.63
23:DA:2140:C:O2	23:DA:2151:G:N1	2.23	0.63
23:DA:2567:G:H2'	23:DA:2568:C:C6	2.33	0.63
1:AA:475:G:H2'	1:AA:476:G:H8	1.62	0.63
1:AA:1203:C:H2'	1:AA:1204:A:O4'	1.99	0.63
23:BA:249:C:O2	52:B8:12:LYS:NZ	2.31	0.63
1:CA:1375:A:H4'	7:CG:29:LYS:HE2	1.80	0.63
29:DH:56:SER:HB3	29:DH:61:HIS:ND1	2.13	0.63
1:AA:130:A:H5'	17:AQ:63:ARG:HH21	1.62	0.63
1:AA:519:C:H2'	1:AA:520:A:C8	2.33	0.63
1:AA:924:C:H2'	1:AA:925:G:C8	2.34	0.63
1:CA:1372:U:H2'	1:CA:1373:G:O4'	1.97	0.63
12:CL:24:VAL:HG13	12:CL:98:TYR:HE2	1.63	0.63
13:CM:96:LEU:HD23	13:CM:97:PRO:HD2	1.80	0.63
1:AA:201:C:H42	1:AA:216:G:H1	1.46	0.63

Continued on next page...

Continued from previous page...

Atom-1	Atom-2	Interatomic distance (Å)	Clash overlap (Å)
1:AA:501:C:OP1	12:AL:117:ARG:NH2	2.28	0.63
1:AA:1287:A:H1'	1:AA:1354:C:H5'	1.79	0.63
2:AB:47:THR:HA	2:AB:202:PRO:HG2	1.79	0.63
3:AC:115:LEU:HA	3:AC:118:GLN:HG2	1.81	0.63
4:AD:108:LEU:HB3	4:AD:110:PHE:CE1	2.33	0.63
10:AJ:11:PHE:CE2	10:AJ:67:THR:HB	2.34	0.63
23:BA:2497:A:H5''	56:BA:3882:HOH:O	1.99	0.63
48:D4:42:PHE:HB3	48:D4:43:TYR:HB2	1.81	0.63
1:AA:1170:A:H2'	1:AA:1171:G:O4'	1.98	0.63
23:BA:252:G:OP2	33:BP:50:ARG:NH1	2.30	0.63
26:BE:47:VAL:HG21	26:BE:86:PRO:HD2	1.80	0.63
34:BQ:32:TYR:OH	34:BQ:111:GLU:OE1	2.15	0.63
1:CA:1302:U:OP2	13:CM:21:TYR:OH	2.05	0.63
2:CB:208:ILE:HA	2:CB:211:ILE:HD12	1.80	0.63
8:CH:7:ALA:HB2	8:CH:85:ARG:HG3	1.81	0.63
23:DA:1494:A:H2'	23:DA:1495:A:H8	1.63	0.63
23:DA:2331:G:O3'	44:D0:43:THR:HG22	1.99	0.63
1:AA:396:G:O2'	1:AA:398:C:OP1	2.11	0.63
1:AA:878:G:H5'	8:AH:89:PRO:HG2	1.80	0.63
1:AA:979:C:N3	1:AA:1318:A:N6	2.45	0.63
1:AA:999:C:H2'	1:AA:1000:U:H6	1.64	0.63
1:AA:1113:C:H2'	1:AA:1114:C:C6	2.34	0.63
1:AA:1230:C:H2'	1:AA:1231:G:H8	1.63	0.63
5:CE:18:ARG:HH12	5:CE:25:ARG:HD3	1.64	0.63
9:CI:108:VAL:HG12	9:CI:109:VAL:H	1.64	0.63
23:DA:2364:C:H2'	23:DA:2365:G:O4'	1.99	0.63
52:D8:4:MET:HE3	52:D8:63:PRO:HG3	1.81	0.63
1:AA:935:A:O2'	1:AA:1383:C:O2	2.13	0.63
1:AA:1047:G:N2	1:AA:1210:C:N3	2.47	0.63
1:AA:1157:A:H62	1:AA:1177:G:N2	1.96	0.63
1:AA:1305:G:N1	1:AA:1331:G:H1'	2.13	0.63
1:AA:1308:U:H2'	1:AA:1309:G:H8	1.63	0.63
1:CA:201:C:H42	1:CA:216:G:H1	1.45	0.63
1:CA:258:G:O6	56:CA:1733:HOH:O	2.11	0.63
3:CC:150:LYS:HG3	3:CC:173:VAL:HG21	1.81	0.63
23:DA:1045:A:H2'	23:DA:1045:A:N3	2.14	0.63
23:DA:1866:C:H2'	23:DA:1876:A:O4'	1.99	0.63
23:DA:2646:C:OP2	23:DA:2732:G:O2'	2.13	0.63
1:AA:370:C:H2'	1:AA:371:G:C8	2.32	0.63
1:AA:1442(A):G:C8	1:AA:1442(B):A:C2	2.86	0.63
2:AB:98:LEU:H	2:AB:101:MET:HE3	1.63	0.63

Continued on next page...

Continued from previous page...

Atom-1	Atom-2	Interatomic distance (Å)	Clash overlap (Å)
23:BA:1803:A:O2'	25:BD:259:THR:HG21	1.98	0.63
25:BD:145:VAL:HG12	25:BD:146:GLU:O	1.99	0.63
26:BE:72:VAL:HA	26:BE:73:GLU:HB3	1.80	0.63
42:BY:92:ASN:N	42:BY:93:GLY:HA2	2.13	0.63
1:CA:859:A:H2'	1:CA:860:A:O4'	1.99	0.63
4:CD:12:CYS:HA	4:CD:19:LEU:HB2	1.80	0.63
1:AA:1513:A:H2'	1:AA:1514:C:C6	2.34	0.62
20:AT:13:LEU:O	20:AT:17:ARG:HG3	1.98	0.62
23:BA:2206:G:H5'	23:BA:2207:G:C5	2.34	0.62
30:BI:72:LEU:HA	30:BI:75:LEU:HD22	1.80	0.62
40:BW:86:LEU:HD22	40:BW:96:ILE:HD11	1.81	0.62
3:CC:13:GLY:HA3	14:CN:57:ARG:NH2	2.14	0.62
8:CH:33:GLU:HA	8:CH:36:LEU:HD12	1.80	0.62
23:DA:271(M):G:H4'	23:DA:271(N):U:OP1	1.99	0.62
1:AA:35:G:O2'	12:AL:118:SER:O	2.17	0.62
1:AA:933:G:N2	1:AA:1384:C:N3	2.43	0.62
45:B1:3:LYS:HB2	45:B1:61:ARG:HH12	1.63	0.62
1:CA:1080:A:OP1	5:CE:14:ARG:NH2	2.31	0.62
1:CA:1308:U:H2'	1:CA:1309:G:H8	1.63	0.62
4:CD:13:ARG:HB2	4:CD:40:PRO:HD3	1.80	0.62
23:DA:277:C:H1'	23:DA:278:A:OP2	1.98	0.62
36:DS:96:GLY:HA3	36:DS:98:VAL:N	2.14	0.62
45:D1:50:ARG:HG2	45:D1:59:THR:HB	1.80	0.62
1:AA:221:C:H2'	1:AA:222:U:C6	2.33	0.62
1:AA:1170:A:H3'	1:AA:1171:G:H8	1.62	0.62
10:AJ:49:VAL:HG23	14:AN:41:ARG:HB2	1.80	0.62
14:AN:3:ARG:HH12	14:AN:28:GLY:H	1.47	0.62
33:BP:38:GLN:O	33:BP:39:LYS:HB3	1.99	0.62
43:BZ:111:VAL:C	43:BZ:113:ALA:H	2.03	0.62
5:CE:102:ALA:HB1	5:CE:106:PRO:HG2	1.82	0.62
23:DA:1143:A:OP1	31:DN:25:ARG:NH2	2.32	0.62
3:AC:19:GLU:HB3	3:AC:54:ARG:CZ	2.30	0.62
15:AO:29:VAL:HG11	15:AO:81:LEU:HD21	1.80	0.62
27:BF:53:THR:CG2	27:BF:55:GLY:H	2.12	0.62
38:BU:36:ARG:HD2	38:BU:40:PHE:CZ	2.34	0.62
1:CA:59:A:H3'	1:CA:331:G:H22	1.64	0.62
1:CA:346:G:N3	1:CA:347:G:H1'	2.13	0.62
1:CA:1027:C:H2'	1:CA:1028:C:H5	1.65	0.62
23:DA:271(R):G:H2'	23:DA:271(S):G:H8	1.64	0.62
23:DA:1495:A:H2'	23:DA:1496:A:C8	2.35	0.62
23:DA:2250:G:O2'	23:DA:2496:C:OP1	2.15	0.62

Continued on next page...

Continued from previous page...

Atom-1	Atom-2	Interatomic distance (Å)	Clash overlap (Å)
5:AE:102:ALA:HB1	5:AE:106:PRO:HG2	1.82	0.62
9:AI:4:TYR:CD2	9:AI:88:TYR:HB2	2.35	0.62
9:AI:9:ARG:HB3	9:AI:104:ARG:HH21	1.65	0.62
1:CA:38:G:C2	1:CA:397:A:C2	2.87	0.62
1:CA:828:A:N6	1:CA:858:G:O2'	2.32	0.62
1:CA:1096:C:H2'	1:CA:1097:C:H6	1.62	0.62
25:DD:108:PRO:HB3	25:DD:143:HIS:CE1	2.35	0.62
1:AA:17:U:O2'	1:AA:1079:G:N3	2.31	0.62
1:AA:1346:A:O2'	1:AA:1347:G:OP2	2.14	0.62
25:BD:33:LEU:O	25:BD:64:ILE:HG13	1.99	0.62
30:BI:65:ALA:HB1	30:BI:136:VAL:HG11	1.80	0.62
33:BP:121:LYS:HG2	33:BP:123:LEU:HG	1.81	0.62
1:CA:45:U:H3	1:CA:396:G:H1	1.47	0.62
1:CA:503:C:OP2	12:CL:116:SER:HB3	1.99	0.62
1:CA:524:G:H2'	1:CA:525:C:H6	1.63	0.62
2:CB:127:ILE:HA	2:CB:130:ARG:HG2	1.82	0.62
23:DA:11:G:H2'	23:DA:12:U:H5'	1.81	0.62
45:D1:80:LEU:HD23	45:D1:82:LEU:HD21	1.82	0.62
1:AA:881:G:P	12:AL:12:ARG:HH22	2.22	0.62
1:AA:1349:A:C2	1:AA:1350:A:H1'	2.35	0.62
4:AD:9:CYS:HB2	4:AD:22:LYS:NZ	2.14	0.62
23:BA:277:C:H1'	23:BA:278:A:OP2	1.99	0.62
23:BA:2602:A:H8	56:BA:3864:HOH:O	1.83	0.62
23:BA:2637:U:H5''	26:BE:82:ARG:HH21	1.65	0.62
1:CA:1115:C:N3	1:CA:1185:G:O6	2.33	0.62
1:CA:1235:U:H5''	21:CU:3:LYS:HB2	1.81	0.62
23:DA:574:C:N3	26:DE:145:LYS:NZ	2.37	0.62
23:DA:1359:A:N6	23:DA:1372:U:C4	2.59	0.62
1:AA:1001:A:H2'	1:AA:1001(A):G:O4'	2.00	0.62
1:AA:1264:C:H2'	1:AA:1265:G:C8	2.34	0.62
23:BA:1358:G:H2'	23:BA:1359:A:C2	2.35	0.62
23:BA:1488:G:H5'	23:BA:1489:U:OP2	1.99	0.62
23:BA:1754:C:OP1	37:BT:96:ARG:NH1	2.30	0.62
23:BA:2306:C:C5'	23:BA:2307:G:H2'	2.30	0.62
37:BT:65:LYS:HE2	37:BT:67:SER:HB2	1.82	0.62
2:CB:80:ILE:HD13	2:CB:212:GLN:HG2	1.81	0.62
16:CP:15:PRO:HB2	16:CP:41:PRO:HG3	1.82	0.62
23:DA:1106:G:O2'	23:DA:1107:G:OP1	2.16	0.62
30:DI:93:THR:O	30:DI:97:ILE:HD13	2.00	0.62
1:AA:164:U:H2'	1:AA:165:C:C6	2.35	0.62
1:AA:629:G:H2'	1:AA:630:G:O4'	1.99	0.62

Continued on next page...

Continued from previous page...

Atom-1	Atom-2	Interatomic distance (Å)	Clash overlap (Å)
12:AL:24:VAL:HG13	12:AL:98:TYR:HE2	1.65	0.62
25:BD:69:ARG:NH2	25:BD:128:GLY:O	2.30	0.62
39:BV:76:LYS:HB2	39:BV:81:TYR:HB3	1.82	0.62
46:B2:50:ILE:O	46:B2:51:ARG:HB3	1.97	0.62
1:CA:590:C:H2'	1:CA:591:U:H6	1.65	0.62
1:CA:1070:U:O5'	5:CE:25:ARG:NH1	2.32	0.62
1:CA:1359:C:H2'	1:CA:1361:G:OP2	2.00	0.62
1:CA:1391:U:H2'	1:CA:1392:G:C8	2.35	0.62
2:CB:174:VAL:O	2:CB:178:ARG:HB2	1.99	0.62
23:DA:1488:G:H5'	23:DA:1489:U:OP2	1.98	0.62
35:DR:104:ARG:HG3	35:DR:111:LEU:HD21	1.81	0.62
1:AA:15:G:H4'	5:AE:24:ARG:HH12	1.65	0.62
1:AA:1230:C:H42	13:AM:105:THR:HG21	1.65	0.62
3:AC:55:VAL:HA	3:AC:67:THR:O	2.00	0.62
7:AG:116:ALA:HA	7:AG:119:ARG:HB2	1.82	0.62
27:BF:28:ILE:HG12	27:BF:116:ASP:HB2	1.81	0.62
35:BR:20:LEU:HD21	35:BR:40:LYS:HD3	1.81	0.62
1:CA:1513:A:H2'	1:CA:1514:C:C6	2.35	0.62
3:CC:54:ARG:HD3	3:CC:56:ASP:HB2	1.82	0.62
23:DA:873:G:N2	23:DA:905:U:O2	2.32	0.62
23:DA:1036:G:H1	23:DA:1119:C:H42	1.47	0.62
1:AA:1277:C:HO2'	1:AA:1279:A:H8	1.48	0.61
1:AA:1459:C:N3	1:AA:1460:A:N6	2.48	0.61
23:BA:1358:G:H2'	23:BA:1359:A:H2	1.64	0.61
1:CA:365:U:H5''	1:CA:366:C:OP1	2.00	0.61
1:CA:1001:A:H2'	1:CA:1001(A):G:C8	2.34	0.61
1:CA:1459:C:N3	1:CA:1460:A:N6	2.48	0.61
2:CB:130:ARG:HB2	2:CB:135:GLN:OE1	2.00	0.61
23:DA:271(I):G:H1	23:DA:271(O):C:N4	1.98	0.61
25:DD:267:SER:O	25:DD:268:ARG:HB3	2.00	0.61
27:DF:28:ILE:HG12	27:DF:116:ASP:HB2	1.82	0.61
34:DQ:21:THR:HG21	34:DQ:101:ARG:HB2	1.82	0.61
1:AA:539:A:OP2	12:AL:115:LYS:NZ	2.33	0.61
1:AA:962:C:H1'	1:AA:1201:A:C2	2.35	0.61
1:AA:1019:C:H2'	1:AA:1020:U:O4'	2.00	0.61
29:BH:3:ARG:HG3	29:BH:4:ILE:N	2.15	0.61
1:CA:222:U:H2'	1:CA:223:U:C6	2.36	0.61
1:CA:833:U:H2'	1:CA:834:C:H6	1.64	0.61
10:CJ:50:ILE:HA	10:CJ:60:ARG:HB3	1.82	0.61
31:DN:20:GLY:HA2	31:DN:61:ARG:HG2	1.81	0.61
34:DQ:29:PHE:N	34:DQ:105:GLU:OE2	2.33	0.61

Continued on next page...

Continued from previous page...

Atom-1	Atom-2	Interatomic distance (Å)	Clash overlap (Å)
1:AA:1097:C:H2'	1:AA:1098:C:C6	2.36	0.61
2:AB:18:GLY:HA3	2:AB:41:ILE:HG23	1.82	0.61
7:AG:71:PRO:HG3	7:AG:99:LEU:HD12	1.81	0.61
23:BA:1991:U:H2'	23:BA:1992:G:H5''	1.81	0.61
1:CA:629:G:H2'	1:CA:630:G:O4'	2.00	0.61
2:CB:195:ASP:O	8:CH:74:PRO:HG3	2.01	0.61
26:DE:111:ARG:HG3	26:DE:160:TYR:CD1	2.35	0.61
1:AA:1259:C:H2'	1:AA:1283:G:O2'	2.00	0.61
10:AJ:39:PRO:HA	10:AJ:70:ARG:HG2	1.82	0.61
21:AU:3:LYS:HE3	21:AU:14:TRP:CG	2.35	0.61
23:BA:300:A:P	42:BY:86:ARG:HH22	2.23	0.61
23:BA:546:C:H6	23:BA:547:A:H5'	1.64	0.61
23:BA:615:G:OP1	27:BF:40:GLN:NE2	2.33	0.61
23:BA:2867:G:OP2	37:BT:119:LYS:NZ	2.31	0.61
34:BQ:16:ARG:HH11	34:BQ:16:ARG:HG2	1.66	0.61
1:CA:565:U:OP2	1:CA:566:G:O2'	2.18	0.61
2:CB:213:LEU:HD22	2:CB:214:ILE:HD13	1.80	0.61
5:CE:33:VAL:HG21	5:CE:109:ILE:HA	1.81	0.61
15:CO:15:PHE:CE2	15:CO:84:LYS:HD2	2.35	0.61
23:DA:548:A:N6	39:DV:19:LYS:HB2	2.16	0.61
23:DA:1533:G:H21	23:DA:1536:C:H5	1.49	0.61
26:DE:72:VAL:HA	26:DE:73:GLU:HB3	1.82	0.61
50:D6:9:LEU:HD21	50:D6:25:LYS:HB3	1.81	0.61
1:AA:382:A:H2'	1:AA:383:A:H8	1.66	0.61
1:AA:458:C:H2'	1:AA:460:G:H8	1.65	0.61
1:AA:1036:G:H3'	1:AA:1037:C:C6	2.36	0.61
2:AB:121:LEU:HD21	2:AB:138:LEU:HD13	1.82	0.61
10:AJ:49:VAL:C	10:AJ:60:ARG:HG2	2.21	0.61
23:BA:2602:A:H1'	23:BA:2603:G:H5''	1.82	0.61
37:BT:51:ARG:HG3	37:BT:98:LYS:HE3	1.81	0.61
1:CA:1348:U:O3'	9:CI:120:ARG:HB2	2.00	0.61
3:CC:121:ALA:HB2	3:CC:198:VAL:HG11	1.81	0.61
10:CJ:8:LEU:HB3	10:CJ:96:ILE:HG22	1.83	0.61
23:DA:1798:U:C5'	25:DD:259:THR:HG22	2.30	0.61
1:AA:1028:C:N4	1:AA:1034:G:H1'	2.15	0.61
3:AC:37:GLN:HG2	14:AN:26:ARG:HD2	1.81	0.61
23:BA:1430:C:H2'	23:BA:1431:U:C6	2.36	0.61
23:BA:1798:U:C5'	25:BD:259:THR:HG22	2.30	0.61
30:BI:112:LYS:C	30:BI:114:LEU:H	2.03	0.61
9:CI:27:THR:HA	9:CI:32:ASP:HA	1.83	0.61
23:DA:90:U:O2'	23:DA:92:A:O5'	2.17	0.61

Continued on next page...

Continued from previous page...

Atom-1	Atom-2	Interatomic distance (Å)	Clash overlap (Å)
4:AD:55:ALA:O	4:AD:59:ARG:HG2	2.00	0.61
13:AM:97:PRO:HB3	13:AM:101:GLN:HE22	1.65	0.61
20:AT:43:LEU:O	20:AT:47:GLY:N	2.29	0.61
1:CA:153:C:H2'	1:CA:154:C:H6	1.64	0.61
1:CA:878:G:H5'	8:CH:89:PRO:HG2	1.83	0.61
1:CA:1347:G:C8	9:CI:107:ARG:HB3	2.36	0.61
9:CI:32:ASP:O	9:CI:36:TYR:HB3	2.01	0.61
23:DA:207:A:H2'	23:DA:208:C:O4'	2.00	0.61
24:DB:11:C:H3'	24:DB:12:C:C6	2.36	0.61
1:AA:346:G:N3	1:AA:347:G:H1'	2.16	0.61
1:AA:964:A:H2'	1:AA:965:A:C8	2.36	0.61
2:AB:127:ILE:HA	2:AB:130:ARG:HG2	1.83	0.61
23:BA:207:A:H2'	23:BA:208:C:O4'	2.01	0.61
23:BA:2849:U:OP2	37:BT:95:ARG:NH1	2.33	0.61
24:BB:32:C:C2	24:BB:51:G:N2	2.69	0.61
30:BI:94:ALA:HA	30:BI:97:ILE:HD12	1.82	0.61
32:BO:24:VAL:HB	32:BO:33:ALA:HB2	1.83	0.61
34:BQ:62:GLY:O	43:BZ:178:GLU:HG2	2.01	0.61
47:B3:18:ASP:OD1	47:B3:18:ASP:N	2.33	0.61
1:CA:625:G:H4'	16:CP:16:HIS:CD2	2.35	0.61
1:CA:1072:G:H2'	1:CA:1073:U:C6	2.35	0.61
3:CC:118:GLN:HA	3:CC:121:ALA:HB3	1.81	0.61
5:CE:88:LYS:HB3	5:CE:123:LEU:HB2	1.83	0.61
53:D9:14:CYS:HA	53:D9:27:CYS:HB2	1.82	0.61
1:AA:952:U:H2'	1:AA:953:G:C8	2.36	0.61
1:AA:1040:U:C2'	1:AA:1041:A:H5'	2.29	0.61
23:BA:203:C:H3'	23:BA:204:A:H5''	1.82	0.61
23:BA:1434:A:H61	23:BA:1558:A:N6	1.99	0.61
28:BG:15:VAL:HG13	28:BG:175:LEU:HB3	1.81	0.61
31:BN:67:LEU:O	31:BN:88:GLU:HG3	2.00	0.61
34:BQ:21:THR:HG21	34:BQ:101:ARG:HB2	1.82	0.61
1:CA:1079:G:H2'	1:CA:1080:A:C8	2.35	0.61
23:DA:2291:U:H2'	23:DA:2292:C:C6	2.36	0.61
33:DP:47:ASP:OD2	33:DP:50:ARG:NH2	2.33	0.61
1:AA:688:G:H2'	1:AA:689:C:H6	1.65	0.61
1:AA:941:G:H1	1:AA:1342:C:H42	1.49	0.61
1:AA:1411:C:H2'	1:AA:1412:C:H6	1.65	0.61
2:AB:213:LEU:HD22	2:AB:214:ILE:HD13	1.83	0.61
23:BA:1405:U:H2'	23:BA:1406:U:C6	2.35	0.61
1:CA:445:G:H2'	1:CA:446:G:C8	2.36	0.61
1:CA:1118:C:H2'	1:CA:1119:C:C6	2.35	0.61

Continued on next page...

Continued from previous page...

Atom-1	Atom-2	Interatomic distance (Å)	Clash overlap (Å)
23:DA:607:U:OP1	27:DF:102:PRO:HA	2.01	0.61
23:BA:873:G:N2	23:BA:905:U:O2	2.33	0.60
23:BA:1778:U:H2'	23:BA:1784:A:N6	2.15	0.60
1:CA:623:C:H2'	1:CA:624:C:H6	1.66	0.60
1:CA:1090:U:H2'	1:CA:1091:U:H6	1.66	0.60
7:CG:80:VAL:HG21	7:CG:85:TYR:CD1	2.36	0.60
23:DA:1107:G:N7	23:DA:1108:U:N3	2.49	0.60
23:DA:2272:U:H5''	23:DA:2273:A:OP1	2.01	0.60
28:DG:126:ASP:HB3	28:DG:130:ASN:H	1.66	0.60
33:DP:38:GLN:O	33:DP:39:LYS:HB3	2.00	0.60
1:AA:304:U:H2'	1:AA:305:G:C8	2.35	0.60
1:AA:619:U:C2	4:AD:135:LEU:HD22	2.36	0.60
1:AA:1381:U:O2'	1:AA:1382:C:H5'	2.01	0.60
7:AG:103:TRP:CH2	7:AG:141:VAL:HG11	2.35	0.60
15:AO:62:GLN:HA	15:AO:65:ARG:HD2	1.81	0.60
25:BD:108:PRO:HB3	25:BD:143:HIS:HE1	1.66	0.60
25:BD:148:GLU:HB2	25:BD:151:LYS:HD2	1.83	0.60
1:CA:1278:U:H5''	1:CA:1279:A:O4'	2.01	0.60
35:DR:36:THR:HG22	35:DR:37:THR:H	1.66	0.60
1:AA:946:A:H4'	1:AA:1333:A:O2'	2.01	0.60
23:BA:271(M):G:H4'	23:BA:271(N):U:OP1	2.00	0.60
23:BA:805:G:OP1	56:BA:4319:HOH:O	2.16	0.60
23:BA:879:G:N2	23:BA:899:A:H1'	2.16	0.60
23:BA:2022:U:O2'	23:BA:2617:C:H5'	2.00	0.60
23:BA:2123:G:H1	23:BA:2175:C:H42	1.48	0.60
46:B2:9:GLN:HE22	46:B2:56:GLN:HB3	1.66	0.60
1:CA:450:G:OP1	16:CP:43:LYS:NZ	2.33	0.60
1:CA:662:G:H2'	1:CA:663:A:H8	1.66	0.60
23:DA:2315:G:H2'	23:DA:2316:C:C6	2.36	0.60
27:DF:13:SER:HB3	27:DF:15:SER:HB2	1.83	0.60
1:AA:445:G:H2'	1:AA:446:G:C8	2.36	0.60
1:AA:539:A:H2'	1:AA:540:G:H8	1.67	0.60
1:AA:612:C:O2	1:AA:629:G:N2	2.33	0.60
1:AA:959:A:H5''	1:AA:960:U:OP2	2.02	0.60
1:AA:1013:G:H2'	1:AA:1014:A:H5''	1.84	0.60
1:AA:1287:A:H2'	1:AA:1288:A:C8	2.35	0.60
7:AG:73:MET:H	7:AG:142:GLU:HG3	1.65	0.60
8:AH:4:ASP:OD1	8:AH:85:ARG:NH1	2.35	0.60
9:AI:20:ARG:O	9:AI:60:ASP:N	2.35	0.60
12:AL:32:PHE:HE1	12:AL:86:ARG:HG3	1.66	0.60
15:AO:15:PHE:CE2	15:AO:84:LYS:HD2	2.35	0.60

Continued on next page...

Continued from previous page...

Atom-1	Atom-2	Interatomic distance (Å)	Clash overlap (Å)
20:AT:16:HIS:O	20:AT:19:SER:OG	2.12	0.60
23:BA:1495:A:H2'	23:BA:1496:A:C8	2.37	0.60
1:CA:1162:C:H2'	1:CA:1163:C:O4'	2.01	0.60
7:CG:26:PHE:HD1	7:CG:101:LEU:HB3	1.67	0.60
13:CM:88:ARG:CZ	13:CM:88:ARG:HB2	2.31	0.60
15:CO:16:ALA:HB1	15:CO:21:ASP:HB3	1.82	0.60
15:CO:33:THR:HG21	15:CO:85:LEU:HD22	1.82	0.60
23:DA:535:C:O3'	38:DU:53:ARG:NH1	2.34	0.60
23:DA:1311:G:O6	56:DA:3781:HOH:O	2.13	0.60
23:DA:2319:G:N2	36:DS:3:ARG:HE	1.96	0.60
43:DZ:17:ALA:HA	43:DZ:20:ARG:HD2	1.82	0.60
1:AA:828:A:N6	1:AA:858:G:O2'	2.34	0.60
7:AG:109:ASN:HA	7:AG:119:ARG:HD2	1.82	0.60
27:BF:102:PRO:HB2	27:BF:105:VAL:HG23	1.83	0.60
38:BU:92:ARG:HA	38:BU:95:LEU:HB2	1.82	0.60
41:BX:41:ASN:O	41:BX:45:THR:HG23	2.01	0.60
1:CA:475:G:H2'	1:CA:476:G:H8	1.66	0.60
1:CA:539:A:H2'	1:CA:540:G:H8	1.65	0.60
1:CA:1035:A:H2'	1:CA:1036:G:H8	1.66	0.60
2:CB:189:ASP:N	2:CB:189:ASP:OD1	2.35	0.60
1:AA:193:C:H2'	1:AA:194:C:C6	2.37	0.60
1:AA:390:C:O3'	16:AP:28:ARG:NH2	2.34	0.60
1:AA:1230:C:H2'	1:AA:1231:G:C8	2.36	0.60
2:AB:130:ARG:HB2	2:AB:135:GLN:OE1	2.01	0.60
4:AD:108:LEU:HD21	4:AD:183:GLY:HA3	1.82	0.60
14:AN:29:ARG:HD2	14:AN:42:ILE:HD12	1.84	0.60
23:BA:1106:G:O2'	23:BA:1107:G:OP1	2.18	0.60
23:BA:2723:C:OP1	35:BR:3:HIS:ND1	2.27	0.60
1:CA:975:A:O2'	14:CN:32:SER:HA	2.01	0.60
14:CN:22:THR:HG22	14:CN:35:ARG:HH21	1.67	0.60
20:CT:72:LEU:HD21	20:CT:77:ALA:HB2	1.83	0.60
23:DA:8:A:H2'	23:DA:9:U:C6	2.35	0.60
23:DA:185:U:H4'	23:DA:218:A:H4'	1.83	0.60
23:DA:546:C:H6	23:DA:547:A:H5'	1.65	0.60
23:DA:1298:C:H5''	23:DA:1299:G:OP2	2.02	0.60
1:AA:10:A:H2'	1:AA:11:G:C8	2.35	0.60
1:AA:1052:U:H3	1:AA:1206:G:H1	1.50	0.60
1:AA:1152:A:OP1	10:AJ:13:HIS:HB2	2.01	0.60
16:AP:59:TRP:HA	16:AP:62:VAL:HG12	1.83	0.60
23:BA:535:C:O3'	38:BU:53:ARG:NH1	2.35	0.60
23:BA:1506:C:H2'	23:BA:1507:A:H5'	1.84	0.60

Continued on next page...

Continued from previous page...

Atom-1	Atom-2	Interatomic distance (Å)	Clash overlap (Å)
38:BU:74:LEU:H	38:BU:74:LEU:HD12	1.67	0.60
43:BZ:17:ALA:HA	43:BZ:20:ARG:HD2	1.83	0.60
1:CA:221:C:H2'	1:CA:222:U:C6	2.36	0.60
1:CA:1122:U:H2'	1:CA:1123:A:C8	2.36	0.60
1:CA:1208:C:H2'	1:CA:1209:C:H6	1.67	0.60
4:CD:108:LEU:HD21	4:CD:183:GLY:HA3	1.83	0.60
43:DZ:160:GLY:HA2	43:DZ:161:VAL:HB	1.83	0.60
1:AA:148:G:H2'	1:AA:149:A:C8	2.36	0.60
1:AA:511:C:N4	1:AA:540:G:H1	1.99	0.60
4:AD:80:GLU:O	4:AD:83:SER:N	2.35	0.60
23:BA:1530:C:O2'	23:BA:1531:C:O4'	2.20	0.60
1:CA:1133:G:H2'	1:CA:1134:G:H8	1.66	0.60
1:CA:1149:C:H2'	1:CA:1150:U:O4'	2.01	0.60
23:DA:141:A:H8	23:DA:1408:C:O2'	1.83	0.60
25:DD:148:GLU:HB2	25:DD:151:LYS:HD2	1.84	0.60
1:AA:153:C:H2'	1:AA:154:C:C6	2.37	0.60
1:AA:501:C:H2'	1:AA:502:G:C8	2.36	0.60
1:AA:662:G:H2'	1:AA:663:A:H8	1.66	0.60
1:AA:952:U:H4'	1:AA:964:A:H61	1.67	0.60
1:AA:1016:A:H3'	1:AA:1017:G:H8	1.65	0.60
1:AA:1029:C:O2	1:AA:1032:G:N1	2.34	0.60
19:AS:53:ASN:O	19:AS:77:THR:OG1	2.13	0.60
23:BA:1026:U:O2	23:BA:1026:U:H2'	1.99	0.60
43:BZ:160:GLY:HA2	43:BZ:161:VAL:HB	1.82	0.60
3:CC:114:PRO:HA	3:CC:185:GLY:HA3	1.84	0.60
11:CK:85:ARG:HD3	11:CK:113:PRO:HD3	1.83	0.60
1:AA:1277:C:HO2'	1:AA:1279:A:H1'	1.67	0.60
2:AB:21:ARG:HB3	2:AB:39:ILE:HG12	1.82	0.60
23:BA:1603:A:OP1	56:BA:4692:HOH:O	2.16	0.60
36:BS:10:ARG:HH21	36:BS:91:PRO:HB2	1.67	0.60
45:B1:80:LEU:HD23	45:B1:82:LEU:HD21	1.83	0.60
2:CB:187:LEU:HD23	2:CB:201:ILE:HB	1.83	0.60
3:CC:35:GLU:O	3:CC:38:ARG:HB2	2.02	0.60
20:CT:97:ALA:HB3	20:CT:99:LEU:H	1.66	0.60
36:DS:10:ARG:HH21	36:DS:91:PRO:HB2	1.67	0.60
1:AA:221:C:H2'	1:AA:222:U:H6	1.65	0.59
1:AA:950:U:H2'	1:AA:951:G:H8	1.67	0.59
1:AA:1303:C:H42	1:AA:1334:G:H1	0.67	0.59
4:AD:60:GLU:HG2	4:AD:202:LEU:HB2	1.83	0.59
9:AI:7:THR:H	9:AI:83:ARG:HD2	1.66	0.59
29:BH:56:SER:HB3	29:BH:61:HIS:ND1	2.16	0.59

Continued on next page...

Continued from previous page...

Atom-1	Atom-2	Interatomic distance (Å)	Clash overlap (Å)
1:CA:625:G:H2'	1:CA:626:U:C6	2.37	0.59
1:CA:927:G:H1	1:CA:1390:U:H3	1.50	0.59
1:CA:1025:U:O2	1:CA:1036:G:O6	2.20	0.59
8:CH:36:LEU:HA	8:CH:39:LEU:HD23	1.84	0.59
23:DA:2104:G:N2	23:DA:2105:C:C2	2.70	0.59
1:AA:982:U:O2'	1:AA:984:C:N4	2.35	0.59
1:AA:1170:A:H3'	1:AA:1171:G:C8	2.37	0.59
23:BA:2104:G:N2	23:BA:2105:C:C2	2.70	0.59
23:BA:2364:C:H2'	23:BA:2365:G:O4'	2.01	0.59
27:BF:46:ARG:HH11	27:BF:46:ARG:CG	2.14	0.59
1:CA:598:U:H2'	1:CA:599:C:H6	1.68	0.59
3:CC:52:LEU:HA	3:CC:70:VAL:HA	1.83	0.59
9:CI:40:LEU:HB2	9:CI:43:ALA:HB2	1.82	0.59
23:DA:528:A:O2'	23:DA:529:A:H5'	2.02	0.59
23:DA:1803:A:O2'	25:DD:259:THR:HG21	2.02	0.59
23:DA:2118:U:OP1	23:DA:2147:G:O2'	2.21	0.59
23:DA:2306:C:C5'	23:DA:2307:G:H2'	2.30	0.59
23:DA:2327:A:H2'	23:DA:2328:A:C8	2.37	0.59
23:DA:2384:G:OP2	44:D0:55:ARG:NH1	2.35	0.59
1:AA:262:A:H2'	1:AA:263:A:C8	2.37	0.59
1:AA:741:G:H2'	1:AA:742:G:O4'	2.02	0.59
1:AA:973:G:H3'	1:AA:974:A:C5'	2.31	0.59
1:AA:1291:G:H2'	1:AA:1292:U:C6	2.37	0.59
4:AD:108:LEU:HD12	4:AD:174:LEU:HD13	1.84	0.59
23:BA:1153:C:H2'	23:BA:1154:G:O4'	2.02	0.59
1:CA:1036:G:H3'	1:CA:1037:C:H6	1.66	0.59
1:CA:1164:G:N2	1:CA:1172:C:N3	2.45	0.59
1:CA:1333:A:H2'	1:CA:1334:G:O4'	2.02	0.59
2:CB:21:ARG:HB3	2:CB:39:ILE:HG12	1.85	0.59
1:AA:959:A:H3'	1:AA:960:U:H5''	1.85	0.59
1:AA:968:A:H8	1:AA:968:A:OP1	1.85	0.59
1:AA:1028:C:N3	1:AA:1034:G:H1'	2.18	0.59
23:BA:995:C:OP2	38:BU:54:LYS:HE3	2.03	0.59
25:BD:71:ASP:OD1	25:BD:103:ARG:NH2	2.34	0.59
31:BN:42:TRP:HD1	31:BN:48:MET:HE1	1.68	0.59
40:BW:60:ASN:HD22	40:BW:60:ASN:N	1.99	0.59
1:CA:346:G:C2	1:CA:347:G:H1'	2.36	0.59
1:CA:688:G:H2'	1:CA:689:C:H6	1.67	0.59
2:CB:121:LEU:HD21	2:CB:138:LEU:HD13	1.83	0.59
4:CD:60:GLU:HG2	4:CD:202:LEU:HB2	1.84	0.59
11:CK:48:ILE:H	11:CK:48:ILE:HD13	1.67	0.59

Continued on next page...

Continued from previous page...

Atom-1	Atom-2	Interatomic distance (Å)	Clash overlap (Å)
23:DA:1570:A:H5'	25:DD:36:PRO:HG3	1.84	0.59
45:D1:85:LEU:HB3	45:D1:89:GLU:HG3	1.84	0.59
1:AA:623:C:H2'	1:AA:624:C:H6	1.66	0.59
2:AB:80:ILE:HD13	2:AB:212:GLN:HG2	1.82	0.59
23:BA:2331:G:O3'	44:B0:43:THR:HG22	2.03	0.59
48:B4:14:ILE:HG13	48:B4:22:ILE:HB	1.82	0.59
1:CA:10:A:H2'	1:CA:11:G:C8	2.36	0.59
1:CA:934:C:O2'	1:CA:1344:C:OP2	2.12	0.59
1:CA:1057:G:H4'	3:CC:197:GLY:H	1.68	0.59
4:CD:108:LEU:HD12	4:CD:174:LEU:HD13	1.84	0.59
10:CJ:13:HIS:HB3	10:CJ:68:HIS:CE1	2.37	0.59
23:DA:12:U:O2	23:DA:12:U:H2'	2.02	0.59
23:DA:528:A:N1	23:DA:2042:A:H2'	2.17	0.59
1:AA:21:G:OP1	56:AA:1895:HOH:O	2.15	0.59
1:AA:882:C:O2'	56:AA:1815:HOH:O	2.17	0.59
1:AA:1290:G:O2'	7:AG:37:ASN:OD1	2.20	0.59
12:AL:24:VAL:HG13	12:AL:98:TYR:CE2	2.37	0.59
28:BG:137:GLU:HG2	28:BG:138:GLN:H	1.68	0.59
1:CA:1193:G:N7	3:CC:3:ASN:ND2	2.51	0.59
1:CA:1247:U:H1'	1:CA:1291:G:N2	2.17	0.59
12:CL:24:VAL:HG13	12:CL:98:TYR:CE2	2.37	0.59
23:DA:2706:G:O6	56:DA:4039:HOH:O	2.17	0.59
26:DE:170:LEU:HB3	26:DE:184:VAL:HG22	1.84	0.59
1:AA:448:A:H2'	1:AA:449:C:C6	2.38	0.59
1:AA:625:G:H2'	1:AA:626:U:C6	2.37	0.59
1:AA:936:C:H2'	1:AA:937:A:O4'	2.03	0.59
1:AA:977:A:O3'	1:AA:980:C:N4	2.35	0.59
2:AB:195:ASP:O	8:AH:74:PRO:HG3	2.01	0.59
23:BA:11:G:H2'	23:BA:12:U:H5'	1.83	0.59
23:BA:528:A:H4'	56:BA:4297:HOH:O	2.02	0.59
1:CA:148:G:H2'	1:CA:149:A:C8	2.38	0.59
1:CA:243:A:H4'	1:CA:244:U:O5'	2.01	0.59
1:CA:1090:U:H2'	1:CA:1091:U:C6	2.37	0.59
1:CA:1374:A:O2'	7:CG:28:ASN:HB3	2.02	0.59
6:CF:22:GLU:O	6:CF:26:ILE:HG13	2.03	0.59
16:CP:22:THR:HA	16:CP:33:ILE:HG13	1.84	0.59
23:DA:1962:C:O2'	23:DA:1964:G:OP2	2.20	0.59
23:DA:2834:G:H5''	23:DA:2834:G:H8	1.68	0.59
33:DP:121:LYS:HG2	33:DP:123:LEU:HG	1.83	0.59
1:AA:37:U:O2'	1:AA:547:A:N1	2.30	0.59
1:AA:401:C:OP1	4:AD:73:ARG:NE	2.35	0.59

Continued on next page...

Continued from previous page...

Atom-1	Atom-2	Interatomic distance (Å)	Clash overlap (Å)
1:AA:833:U:H2'	1:AA:834:C:H6	1.68	0.59
1:AA:957:U:H1'	1:AA:960:U:C4	2.37	0.59
1:AA:1003:G:N3	1:AA:1004:A:H1'	2.18	0.59
1:AA:1226:C:H2'	13:AM:104:ARG:HA	1.85	0.59
1:AA:1367:C:H4'	10:AJ:48:THR:HG21	1.83	0.59
7:AG:127:ALA:HA	7:AG:132:GLY:HA3	1.83	0.59
14:AN:37:PHE:CE1	14:AN:53:LEU:HD13	2.38	0.59
23:BA:1107:G:N7	23:BA:1108:U:N3	2.50	0.59
23:BA:1593:G:H2'	23:BA:1594:G:C8	2.38	0.59
29:BH:3:ARG:HG2	29:BH:6:ARG:HE	1.67	0.59
6:CF:81:ILE:HD11	25:DD:125:ILE:HB	1.82	0.59
7:CG:108:ALA:HA	7:CG:111:ARG:HD2	1.84	0.59
23:DA:581:C:H2'	23:DA:582:G:C8	2.38	0.59
23:DA:751:A:H5'	40:DW:90:ARG:HA	1.83	0.59
23:DA:2022:U:O2'	23:DA:2617:C:H5'	2.02	0.59
28:DG:137:GLU:HG2	28:DG:138:GLN:H	1.68	0.59
1:AA:136:C:N4	1:AA:227:G:H1	1.94	0.59
1:AA:359:U:H2'	1:AA:360:A:H8	1.68	0.59
1:AA:986:A:N1	1:AA:1219:U:O4	2.36	0.59
5:AE:126:ARG:HA	5:AE:131:ILE:HD11	1.84	0.59
13:AM:65:LYS:HA	13:AM:66:LEU:CB	2.32	0.59
23:BA:548:A:N6	39:BV:19:LYS:H	2.01	0.59
23:BA:1427:A:H4'	23:BA:1428:C:O5'	2.01	0.59
23:BA:2228:G:OP1	25:BD:261:LYS:NZ	2.31	0.59
30:BI:91:SER:HB2	30:BI:119:PRO:HB2	1.84	0.59
1:CA:542:G:H5'	4:CD:41:GLY:HA3	1.85	0.59
1:CA:1137:C:H4'	1:CA:1138:G:N2	2.18	0.59
23:DA:2602:A:H1'	23:DA:2603:G:H5''	1.85	0.59
1:AA:487:A:H2'	1:AA:488:C:O4'	2.03	0.59
1:AA:841:U:C5	1:AA:848:C:H1'	2.37	0.59
1:AA:1133:G:H2'	1:AA:1134:G:H8	1.68	0.59
1:AA:1325:C:OP1	21:AU:15:ARG:NH2	2.32	0.59
6:AF:22:GLU:O	6:AF:26:ILE:HG13	2.02	0.59
23:BA:546:C:H2'	23:BA:547:A:H5'	1.85	0.59
26:BE:105:THR:OG1	26:BE:199:ARG:NH2	2.36	0.59
28:BG:126:ASP:HB3	28:BG:130:ASN:H	1.67	0.59
1:CA:1004:A:O2'	1:CA:1037:C:O2	2.16	0.59
1:CA:1179:A:H2'	1:CA:1180:A:O4'	2.02	0.59
1:CA:1206:G:O2'	3:CC:192:THR:O	2.19	0.59
1:AA:149:A:O2'	1:AA:150:C:H6	1.86	0.58
1:AA:346:G:C2	1:AA:347:G:H1'	2.38	0.58

Continued on next page...

Continued from previous page...

Atom-1	Atom-2	Interatomic distance (Å)	Clash overlap (Å)
1:AA:626:U:H2'	1:AA:627:G:H8	1.67	0.58
3:AC:132:ARG:O	3:AC:136:GLN:HB2	2.03	0.58
23:BA:271(R):G:H2'	23:BA:271(S):G:H8	1.68	0.58
23:BA:796:C:H2'	23:BA:797:C:C6	2.38	0.58
25:BD:206:LEU:HD22	25:BD:211:ARG:HG2	1.84	0.58
39:BV:40:LEU:HB2	39:BV:46:VAL:HG13	1.84	0.58
1:CA:826:C:H4'	8:CH:12:ARG:HG3	1.85	0.58
8:CH:89:PRO:HA	8:CH:92:ARG:HE	1.68	0.58
17:CQ:24:GLU:OE2	17:CQ:37:LYS:HD3	2.03	0.58
23:DA:330:A:H2	23:DA:1210:A:H2'	1.68	0.58
27:DF:102:PRO:HB2	27:DF:105:VAL:HG23	1.84	0.58
45:D1:3:LYS:HB2	45:D1:61:ARG:HH12	1.68	0.58
1:AA:1006:C:H2'	1:AA:1007:C:C5	2.38	0.58
1:AA:1073:U:H2'	1:AA:1074:G:H8	1.66	0.58
3:AC:23:TYR:HE2	10:AJ:95:GLU:HG2	1.68	0.58
23:BA:2126:A:N1	23:BA:2162:G:O2'	2.30	0.58
23:BA:2315:G:H2'	23:BA:2316:C:C6	2.37	0.58
25:BD:267:SER:O	25:BD:268:ARG:HB3	2.03	0.58
27:BF:181:LEU:HB3	27:BF:205:ARG:HH22	1.69	0.58
29:BH:137:ASP:HB3	29:BH:140:LYS:HB3	1.85	0.58
37:BT:54:ARG:HA	37:BT:59:THR:HB	1.85	0.58
40:BW:79:GLY:HA3	40:BW:100:THR:HG22	1.84	0.58
5:CE:37:ARG:HG2	5:CE:37:ARG:HH11	1.68	0.58
20:CT:12:ALA:O	20:CT:15:ARG:HB2	2.04	0.58
23:DA:1530:C:O2'	23:DA:1531:C:O4'	2.20	0.58
31:DN:128:HIS:CE1	31:DN:135:PRO:HG2	2.38	0.58
12:AL:60:LEU:HD21	12:AL:66:VAL:HG22	1.85	0.58
23:BA:862:G:OP2	56:BA:4195:HOH:O	2.16	0.58
30:BI:97:ILE:O	30:BI:101:LEU:N	2.36	0.58
1:CA:511:C:N4	1:CA:540:G:H1	1.99	0.58
1:CA:1001(A):G:H2'	1:CA:1002:G:H8	1.68	0.58
1:CA:1012:U:H2'	1:CA:1013:G:O4'	2.04	0.58
1:CA:1317:C:N3	19:CS:37:ARG:NH2	2.44	0.58
1:CA:1346:A:H4'	1:CA:1347:G:H4'	1.85	0.58
23:DA:203:C:H3'	23:DA:204:A:H5''	1.85	0.58
23:DA:1038:C:N4	23:DA:1117:G:H1	2.01	0.58
23:DA:2113:U:H2'	23:DA:2114:A:C8	2.39	0.58
43:DZ:92:SER:O	43:DZ:130:PRO:HG2	2.03	0.58
1:AA:1107:C:C4	1:AA:1108:G:C8	2.91	0.58
1:AA:1187:G:N3	14:AN:60:SER:OG	2.35	0.58
7:AG:155:ARG:HG2	7:AG:156:TRP:H	1.69	0.58

Continued on next page...

Continued from previous page...

Atom-1	Atom-2	Interatomic distance (Å)	Clash overlap (Å)
22:AV:39:GLN:O	22:AV:43:GLY:N	2.36	0.58
23:BA:307:G:H21	23:BA:330:A:H62	1.52	0.58
34:BQ:16:ARG:HG2	34:BQ:16:ARG:NH1	2.18	0.58
43:BZ:52:SER:OG	43:BZ:53:ILE:N	2.36	0.58
11:CK:59:TYR:O	11:CK:62:GLN:HB3	2.03	0.58
13:CM:85:GLY:HA3	19:CS:74:PHE:HA	1.83	0.58
23:DA:652(D):C:H2'	23:DA:652(E):G:O4'	2.03	0.58
46:D2:13:ALA:HA	46:D2:16:LEU:HD12	1.84	0.58
1:AA:1003:G:N2	1:AA:1038:C:C2	2.71	0.58
1:AA:1016:A:H3'	1:AA:1017:G:C8	2.39	0.58
1:AA:1042:G:OP2	1:AA:1042:G:H8	1.86	0.58
3:AC:155:GLY:O	3:AC:163:ALA:HA	2.03	0.58
23:BA:184:C:H2'	23:BA:185:U:C6	2.38	0.58
1:CA:512:U:H2'	1:CA:513:C:C6	2.38	0.58
1:CA:804:U:H5''	1:CA:805:C:OP2	2.02	0.58
7:CG:85:TYR:HD1	7:CG:154:TYR:HE1	1.51	0.58
20:CT:41:ILE:HA	20:CT:44:ALA:HB3	1.86	0.58
23:DA:271(L):U:H4'	23:DA:271(M):G:OP1	2.03	0.58
23:DA:581:C:H2'	23:DA:582:G:H8	1.67	0.58
23:DA:879:G:N2	23:DA:899:A:H1'	2.17	0.58
42:DY:99:CYS:SG	42:DY:102:CYS:N	2.77	0.58
43:DZ:102:LEU:HD13	43:DZ:123:ASP:HA	1.85	0.58
1:AA:708:C:OP1	11:AK:85:ARG:NH2	2.37	0.58
1:AA:1015:A:H3'	1:AA:1016:A:C8	2.39	0.58
11:AK:33:THR:HA	11:AK:39:PRO:HA	1.85	0.58
17:AQ:24:GLU:OE2	17:AQ:37:LYS:HD3	2.03	0.58
18:AR:53:ARG:HE	18:AR:59:SER:C	2.06	0.58
23:BA:1108:U:O2'	23:BA:1109:C:O5'	2.21	0.58
1:CA:841:U:C5	1:CA:848:C:H1'	2.38	0.58
1:CA:1029:C:C2	1:CA:1032:G:N1	2.72	0.58
27:DF:181:LEU:HB3	27:DF:205:ARG:HH22	1.67	0.58
40:DW:43:GLY:O	40:DW:47:VAL:HG23	2.04	0.58
1:AA:826:C:H4'	8:AH:12:ARG:HG3	1.85	0.58
1:AA:1347:G:H1	1:AA:1373:G:H3'	1.69	0.58
2:AB:189:ASP:N	2:AB:189:ASP:OD1	2.37	0.58
33:BP:38:GLN:HA	33:BP:41:ARG:HG2	1.86	0.58
1:CA:1411:C:H2'	1:CA:1412:C:H6	1.69	0.58
8:CH:4:ASP:OD1	8:CH:85:ARG:NH1	2.37	0.58
23:DA:2134:A:N3	23:DA:2159:G:H1'	2.18	0.58
36:DS:25:ARG:NH1	36:DS:42:ASP:OD2	2.37	0.58
37:DT:97:ALA:O	37:DT:98:LYS:HD2	2.03	0.58

Continued on next page...

Continued from previous page...

Atom-1	Atom-2	Interatomic distance (Å)	Clash overlap (Å)
1:AA:50:A:H1'	1:AA:52:G:C8	2.38	0.58
1:AA:639:G:H2'	1:AA:640:A:H8	1.69	0.58
1:AA:1130:A:H61	1:AA:1144:G:H1'	1.69	0.58
7:AG:42:ILE:HA	7:AG:45:ASP:HB2	1.83	0.58
16:AP:22:THR:HA	16:AP:33:ILE:HG13	1.86	0.58
23:BA:548:A:N6	39:BV:19:LYS:HB2	2.17	0.58
23:BA:1359:A:N6	23:BA:1372:U:C5	2.71	0.58
30:BI:5:LEU:HD11	30:BI:19:VAL:HG22	1.86	0.58
1:CA:149:A:O2'	1:CA:150:C:H6	1.87	0.58
10:CJ:55:LYS:O	10:CJ:57:LYS:N	2.35	0.58
19:CS:50:ALA:HB1	19:CS:57:HIS:HB3	1.84	0.58
23:DA:579:G:H2'	23:DA:580:C:C6	2.38	0.58
23:DA:1427:A:H4'	23:DA:1428:C:O5'	2.04	0.58
1:AA:501:C:H1'	1:AA:549:C:H1'	1.86	0.58
1:AA:984:C:H2'	1:AA:985:C:C6	2.38	0.58
1:AA:1062:U:H2'	1:AA:1063:C:C6	2.39	0.58
20:AT:41:ILE:HA	20:AT:44:ALA:HB3	1.85	0.58
23:BA:185:U:H4'	23:BA:218:A:H4'	1.86	0.58
37:BT:106:SER:O	37:BT:110:ILE:HG13	2.04	0.58
1:CA:428:G:H5''	4:CD:7:PRO:HB3	1.86	0.58
1:CA:436:C:H4'	4:CD:156:GLU:HB2	1.85	0.58
1:CA:438:G:OP1	4:CD:125:HIS:HE1	1.86	0.58
1:CA:501:C:H2'	1:CA:502:G:C8	2.38	0.58
1:CA:659:U:H2'	1:CA:660:G:C8	2.39	0.58
1:CA:1290:G:H3'	1:CA:1291:G:H8	1.69	0.58
23:DA:1722:A:C2	23:DA:1740:G:C8	2.92	0.58
25:DD:145:VAL:HG12	25:DD:146:GLU:O	2.04	0.58
31:DN:67:LEU:O	31:DN:88:GLU:HG3	2.04	0.58
1:AA:269:C:H2'	1:AA:270:A:C8	2.39	0.58
1:AA:511:C:N3	1:AA:540:G:N2	2.45	0.58
1:AA:1028:C:C4	1:AA:1033:G:O6	2.56	0.58
1:AA:1233:G:H2'	1:AA:1364:U:O2	2.04	0.58
1:AA:1459:C:H41	1:AA:1461:G:N2	2.02	0.58
10:AJ:54:PHE:HD2	10:AJ:55:LYS:HD3	1.69	0.58
23:BA:993:G:OP1	38:BU:50:ARG:NH2	2.37	0.58
23:BA:2308:G:H4'	23:BA:2309:A:OP2	2.02	0.58
23:BA:2690:C:OP2	35:BR:14:SER:HB3	2.04	0.58
39:BV:35:LEU:HB2	39:BV:57:VAL:HG13	1.84	0.58
1:CA:203:U:H5''	1:CA:204:U:OP2	2.04	0.58
1:CA:1348:U:H4'	9:CI:120:ARG:HD2	1.85	0.58
2:CB:219:VAL:HA	2:CB:222:ILE:HD12	1.86	0.58

Continued on next page...

Continued from previous page...

Atom-1	Atom-2	Interatomic distance (Å)	Clash overlap (Å)
12:CL:32:PHE:HE1	12:CL:86:ARG:HG3	1.67	0.58
23:DA:154(A):C:N4	23:DA:172:C:N3	2.51	0.58
25:DD:206:LEU:HD22	25:DD:211:ARG:HG2	1.85	0.58
48:D4:15:ILE:HB	48:D4:32:TYR:CD2	2.38	0.58
1:AA:804:U:H5''	1:AA:805:C:OP2	2.03	0.57
1:AA:1073:U:H2'	1:AA:1074:G:C8	2.39	0.57
1:AA:1327:C:H2'	1:AA:1328:C:C6	2.39	0.57
7:AG:99:LEU:HB3	7:AG:103:TRP:CE2	2.39	0.57
23:BA:517:C:OP1	49:B5:16:ARG:NH2	2.36	0.57
46:B2:13:ALA:HA	46:B2:16:LEU:HD12	1.85	0.57
1:CA:487:A:H2'	1:CA:488:C:O4'	2.04	0.57
1:CA:1198:G:H2'	1:CA:1199:U:C6	2.39	0.57
6:CF:69:GLU:O	6:CF:72:VAL:HG12	2.03	0.57
23:DA:1364:G:C8	45:D1:3:LYS:HD3	2.39	0.57
23:DA:1456:G:OP2	56:DA:4008:HOH:O	2.17	0.57
32:DO:24:VAL:HB	32:DO:33:ALA:HB2	1.86	0.57
48:D4:14:ILE:HG13	48:D4:22:ILE:HB	1.85	0.57
50:D6:10:LEU:HD12	50:D6:54:ILE:HA	1.86	0.57
1:AA:564:C:O2'	8:AH:91:ARG:NH2	2.26	0.57
1:AA:945:G:C5	1:AA:1337:G:H1'	2.39	0.57
1:AA:992:U:H2'	1:AA:1043:C:C5	2.35	0.57
1:AA:1041:A:H2'	1:AA:1042:G:O4'	2.03	0.57
17:AQ:86:GLU:O	17:AQ:90:ILE:HG12	2.04	0.57
23:BA:12:U:H2'	23:BA:12:U:O2	2.04	0.57
23:BA:2309:A:N6	23:BA:2310:A:N1	2.51	0.57
30:BI:72:LEU:O	30:BI:73:GLU:HB2	2.03	0.57
2:CB:21:ARG:H	2:CB:21:ARG:HD3	1.70	0.57
23:DA:1109:C:C5	23:DA:1110:G:C2	2.88	0.57
23:DA:2849:U:OP2	37:DT:95:ARG:NH1	2.36	0.57
30:DI:5:LEU:HD21	30:DI:12:LEU:HD13	1.86	0.57
1:AA:68:G:H22	1:AA:101:A:H2	1.51	0.57
1:AA:375:U:H4'	16:AP:17:TYR:HE2	1.70	0.57
1:AA:1353:G:O6	1:AA:1369:C:N3	2.37	0.57
5:AE:93:PRO:HG2	8:AH:105:ARG:NE	2.18	0.57
16:AP:20:VAL:HG23	16:AP:35:LYS:HA	1.85	0.57
23:BA:1722:A:C2	23:BA:1740:G:C8	2.92	0.57
25:BD:254:THR:OG1	25:BD:254:THR:O	2.22	0.57
30:BI:61:ARG:HB3	30:BI:133:HIS:HD2	1.68	0.57
36:BS:58:LEU:HD12	36:BS:65:VAL:HG13	1.86	0.57
45:B1:50:ARG:HG2	45:B1:59:THR:HB	1.86	0.57
50:B6:8:LYS:HD3	52:B8:34:TRP:CD2	2.39	0.57

Continued on next page...

Continued from previous page...

Atom-1	Atom-2	Interatomic distance (Å)	Clash overlap (Å)
52:B8:39:LYS:HA	52:B8:42:ARG:NH1	2.18	0.57
1:CA:939:G:H1	1:CA:1344:C:H42	1.52	0.57
3:CC:51:GLY:HA3	3:CC:71:ALA:HB3	1.87	0.57
20:CT:13:LEU:O	20:CT:17:ARG:HG3	2.04	0.57
23:DA:2773:C:H5'	26:DE:164:ARG:HG2	1.85	0.57
34:DQ:16:ARG:HG2	34:DQ:16:ARG:HH11	1.69	0.57
42:DY:99:CYS:HB3	42:DY:104:GLY:H	1.68	0.57
8:AH:89:PRO:HA	8:AH:92:ARG:HE	1.70	0.57
23:BA:708:C:H42	23:BA:723:G:H1	1.51	0.57
27:BF:6:VAL:HA	27:BF:23:ASP:H	1.67	0.57
1:CA:325:A:OP2	20:CT:70:SER:OG	2.19	0.57
1:CA:552:U:H4'	12:CL:86:ARG:HG2	1.84	0.57
1:CA:984:C:H2'	1:CA:985:C:H6	1.68	0.57
1:CA:991:U:O2'	1:CA:992:U:O5'	2.15	0.57
4:CD:119:GLN:HG2	4:CD:123:HIS:CD2	2.39	0.57
9:CI:4:TYR:HD1	9:CI:87:GLN:HG3	1.70	0.57
23:DA:2497:A:O3'	56:DA:3888:HOH:O	2.17	0.57
1:AA:1029:C:N3	1:AA:1032:G:O6	2.37	0.57
1:AA:1035:A:H2'	1:AA:1036:G:C8	2.39	0.57
23:BA:8:A:H2'	23:BA:9:U:C6	2.39	0.57
23:BA:2611:U:C4	49:B5:3:LYS:HG2	2.40	0.57
45:B1:21:ARG:HG2	45:B1:21:ARG:NH1	2.07	0.57
48:B4:18:CYS:CB	48:B4:39:CYS:SG	2.90	0.57
1:CA:327:A:HO2'	1:CA:329:A:H8	1.53	0.57
1:CA:519:C:H2'	1:CA:520:A:C8	2.39	0.57
1:CA:708:C:OP1	11:CK:85:ARG:NH2	2.37	0.57
1:CA:736:C:H2'	1:CA:737:A:C8	2.39	0.57
3:CC:54:ARG:HB3	3:CC:69:HIS:HB2	1.86	0.57
23:DA:1971:A:OP2	25:DD:242:ARG:NH2	2.37	0.57
37:DT:84:GLN:HE21	37:DT:85:LYS:HG2	1.69	0.57
1:AA:1003:G:H1	1:AA:1037:C:H42	0.69	0.57
1:AA:1126:U:H5'	1:AA:1280:A:O2'	2.04	0.57
13:AM:102:ARG:HH12	13:AM:104:ARG:HD3	1.69	0.57
23:BA:1040:C:H2'	23:BA:1041:C:O4'	2.05	0.57
26:BE:16:ARG:NH1	26:BE:171:GLU:OE2	2.37	0.57
34:BQ:84:GLY:O	34:BQ:85:LYS:HB2	2.04	0.57
1:CA:15:G:H4'	5:CE:24:ARG:HH12	1.70	0.57
1:CA:269:C:H2'	1:CA:270:A:C8	2.40	0.57
1:CA:501:C:H1'	1:CA:549:C:H1'	1.86	0.57
1:CA:980:C:H1'	14:CN:19:ARG:HA	1.87	0.57
1:CA:1163:C:C2	1:CA:1164:G:C8	2.92	0.57

Continued on next page...

Continued from previous page...

Atom-1	Atom-2	Interatomic distance (Å)	Clash overlap (Å)
38:DU:76:TYR:CZ	38:DU:80:ILE:HG13	2.40	0.57
52:D8:34:TRP:CG	52:D8:35:GLN:N	2.71	0.57
1:AA:522:C:N4	1:AA:528:C:H42	2.03	0.57
1:AA:563:A:N6	56:AA:1896:HOH:O	2.38	0.57
1:AA:973:G:H3'	1:AA:974:A:H5''	1.85	0.57
1:AA:1065:U:H5	1:AA:1190:G:H21	1.50	0.57
10:AJ:5:ARG:HA	10:AJ:74:ILE:H	1.70	0.57
13:AM:23:TYR:H	13:AM:67:GLU:HB3	1.69	0.57
23:BA:861:A:C2	23:BA:917:A:C4	2.92	0.57
23:BA:1568:G:N7	56:BD:402:HOH:O	2.32	0.57
30:BI:31:LEU:HD21	30:BI:38:LEU:HG	1.87	0.57
1:CA:164:U:H2'	1:CA:165:C:C6	2.40	0.57
3:CC:125:GLU:HG3	3:CC:189:ALA:HB1	1.86	0.57
13:CM:108:ARG:NE	13:CM:114:ARG:HD3	2.19	0.57
23:DA:226:G:H21	23:DA:228:A:N6	2.01	0.57
23:DA:1614:A:C2	40:DW:93:ALA:HB2	2.40	0.57
36:DS:46:VAL:HG12	36:DS:48:LEU:HD12	1.87	0.57
1:AA:222:U:H2'	1:AA:223:U:C6	2.39	0.57
1:AA:777:A:H2	11:AK:119:CYS:HB3	1.69	0.57
1:AA:932:C:O3'	7:AG:4:ARG:NH2	2.37	0.57
1:AA:1054:C:C2'	1:AA:1055:A:H5''	2.34	0.57
1:AA:1179:A:H4'	1:AA:1180:A:OP1	2.05	0.57
23:BA:299:A:H5''	42:BY:86:ARG:HH21	1.70	0.57
23:BA:443:A:N7	27:BF:45:ARG:HG2	2.20	0.57
23:BA:652(D):C:H2'	23:BA:652(E):G:O4'	2.05	0.57
23:BA:1292:U:H2'	23:BA:1293:C:C6	2.40	0.57
23:BA:2712:U:OP1	23:BA:2714:G:H4'	2.05	0.57
25:BD:108:PRO:HB3	25:BD:143:HIS:CE1	2.40	0.57
30:BI:88:ILE:HG12	30:BI:121:LYS:O	2.04	0.57
39:BV:15:GLU:O	39:BV:18:LEU:HB2	2.05	0.57
48:B4:15:ILE:HB	48:B4:32:TYR:CD2	2.40	0.57
1:CA:136:C:N4	1:CA:227:G:H1	2.00	0.57
1:CA:382:A:H2'	1:CA:383:A:H8	1.69	0.57
1:CA:741:G:H2'	1:CA:742:G:O4'	2.04	0.57
1:CA:814:A:N7	1:CA:816:A:C4	2.73	0.57
1:CA:1076:C:H42	1:CA:1081:G:H1	1.51	0.57
4:CD:55:ALA:O	4:CD:59:ARG:HG2	2.04	0.57
5:CE:78:HIS:CE1	5:CE:142:LEU:HD23	2.40	0.57
23:DA:928:G:O6	56:DA:3789:HOH:O	2.16	0.57
23:DA:1359:A:N6	23:DA:1372:U:C5	2.73	0.57
24:DB:55:U:HO2'	28:DG:29:TRP:HD1	1.51	0.57

Continued on next page...

Continued from previous page...

Atom-1	Atom-2	Interatomic distance (Å)	Clash overlap (Å)
46:D2:22:GLU:OE2	46:D2:68:ARG:NH2	2.37	0.57
1:AA:375:U:H2'	1:AA:376:G:H8	1.70	0.57
3:AC:127:ARG:HE	3:AC:193:TYR:HE2	1.53	0.57
9:AI:83:ARG:HA	9:AI:86:VAL:HG13	1.86	0.57
30:BI:102:SER:OG	30:BI:103:ARG:N	2.36	0.57
1:CA:1272:G:H2'	1:CA:1273:G:H8	1.70	0.57
1:CA:1281:U:H5''	1:CA:1282:C:OP2	2.05	0.57
1:CA:1293:G:O2'	1:CA:1294:G:H8	1.88	0.57
3:CC:54:ARG:NH1	3:CC:56:ASP:OD1	2.37	0.57
23:DA:547:A:H1'	23:DA:548:A:H4'	1.87	0.57
23:DA:686:G:H5''	51:D7:11:LYS:HE2	1.86	0.57
23:DA:1007:C:OP1	31:DN:37:LYS:NZ	2.33	0.57
27:DF:23:ASP:O	27:DF:24:LEU:HD13	2.05	0.57
40:DW:86:LEU:HD12	40:DW:87:PRO:HD2	1.85	0.57
1:AA:186:C:H2'	1:AA:187:C:C6	2.40	0.57
1:AA:565:U:OP2	1:AA:566:G:O2'	2.22	0.57
1:AA:819:A:H4'	1:AA:820:U:OP2	2.04	0.57
1:AA:1071:C:H2'	1:AA:1072:G:H8	1.69	0.57
1:AA:1391:U:H2'	1:AA:1392:G:C8	2.40	0.57
7:AG:107:ALA:O	7:AG:111:ARG:HG3	2.05	0.57
19:AS:19:VAL:O	19:AS:23:ASN:N	2.38	0.57
23:BA:1507:A:O2'	23:BA:1508:A:O5'	2.22	0.57
23:BA:1639:U:C2'	23:BA:1640:C:H5''	2.35	0.57
23:BA:2292:C:OP1	36:BS:17:ARG:NH2	2.37	0.57
23:BA:2683:C:OP1	37:BT:53:ARG:NH2	2.38	0.57
23:BA:2892:A:H2'	23:BA:2893:G:H5''	1.85	0.57
30:BI:70:GLU:O	30:BI:74:ASN:HB2	2.05	0.57
34:BQ:5:ARG:O	43:BZ:194:PRO:HD2	2.04	0.57
41:BX:31:HIS:CD2	41:BX:33:LYS:H	2.23	0.57
1:CA:7:G:O2'	5:CE:120:THR:O	2.22	0.57
1:CA:564:C:O2'	8:CH:91:ARG:NH2	2.25	0.57
1:CA:868:C:H2'	1:CA:869:G:O4'	2.05	0.57
1:CA:1072:G:H2'	1:CA:1073:U:H6	1.69	0.57
1:CA:1083:U:C5	1:CA:1084:G:C6	2.92	0.57
4:CD:108:LEU:HB3	4:CD:110:PHE:CE1	2.40	0.57
13:CM:4:ILE:O	13:CM:6:GLY:N	2.38	0.57
13:CM:92:HIS:NE2	13:CM:98:VAL:HG21	2.20	0.57
14:CN:2:ALA:HB1	14:CN:6:LEU:HD13	1.86	0.57
20:CT:33:ILE:O	20:CT:37:SER:OG	2.20	0.57
23:DA:588:U:H2'	23:DA:589:C:C6	2.40	0.57
23:DA:1786:A:H1'	23:DA:1938:A:N6	2.20	0.57

Continued on next page...

Continued from previous page...

Atom-1	Atom-2	Interatomic distance (Å)	Clash overlap (Å)
23:DA:1945:G:H2'	23:DA:1946:U:C6	2.40	0.57
23:DA:2790:A:H2'	23:DA:2790:A:N3	2.20	0.57
32:DO:88:ASN:HD21	32:DO:90:GLN:HB2	1.70	0.57
1:AA:1137:C:H4'	1:AA:1138:G:N2	2.19	0.56
3:AC:36:ASP:OD2	3:AC:36:ASP:N	2.36	0.56
11:AK:59:TYR:O	11:AK:62:GLN:HB3	2.05	0.56
23:BA:628:G:H2'	23:BA:629:G:H8	1.70	0.56
23:BA:2291:U:H2'	23:BA:2292:C:C6	2.40	0.56
51:B7:8:ASN:C	51:B7:8:ASN:OD1	2.43	0.56
1:CA:920:U:H2'	1:CA:921:U:C6	2.41	0.56
2:CB:103:THR:HG23	2:CB:176:GLU:HB3	1.86	0.56
5:CE:93:PRO:HG2	8:CH:105:ARG:NE	2.20	0.56
16:CP:20:VAL:HG23	16:CP:35:LYS:HA	1.87	0.56
23:DA:674:G:H1'	27:DF:74:ARG:HD3	1.87	0.56
23:DA:2591:C:OP2	25:DD:239:ARG:HB3	2.03	0.56
1:AA:203:U:H5''	1:AA:204:U:OP2	2.05	0.56
4:AD:12:CYS:SG	4:AD:31:CYS:SG	3.03	0.56
23:BA:602:G:O2'	23:BA:655:A:N6	2.38	0.56
1:CA:1255:G:O3'	1:CA:1258:G:H1'	2.05	0.56
1:CA:1330:U:H5'	1:CA:1331:G:O5'	2.06	0.56
18:CR:53:ARG:HE	18:CR:59:SER:C	2.08	0.56
23:DA:2126:A:H4'	23:DA:2127:G:O5'	2.05	0.56
23:DA:2308:G:H4'	23:DA:2309:A:OP2	2.04	0.56
39:DV:15:GLU:O	39:DV:18:LEU:HB2	2.04	0.56
1:AA:993:G:H2'	1:AA:995:C:N4	2.20	0.56
2:AB:21:ARG:H	2:AB:21:ARG:HD3	1.70	0.56
2:AB:219:VAL:HA	2:AB:222:ILE:HD12	1.88	0.56
23:BA:761:A:N7	56:BA:3905:HOH:O	2.33	0.56
23:BA:1796:U:H2'	23:BA:1797:C:C6	2.39	0.56
23:BA:2131:G:N3	23:BA:2133:G:N2	2.51	0.56
24:BB:87:G:H5''	24:BB:88:C:OP2	2.06	0.56
27:BF:32:LEU:HD11	27:BF:105:VAL:HG13	1.86	0.56
36:BS:83:LYS:O	36:BS:111:GLU:HG3	2.06	0.56
45:B1:64:ALA:HA	45:B1:67:ILE:HG13	1.87	0.56
1:CA:370:C:H2'	1:CA:371:G:C8	2.40	0.56
1:CA:522:C:N4	1:CA:528:C:H42	2.04	0.56
1:CA:612:C:O2	1:CA:629:G:N2	2.38	0.56
1:CA:1442(A):G:C8	1:CA:1442(B):A:C2	2.93	0.56
2:CB:98:LEU:HB2	2:CB:101:MET:HE3	1.87	0.56
8:CH:112:LEU:HA	8:CH:134:ILE:HG12	1.88	0.56
16:CP:20:VAL:HG21	16:CP:32:TYR:CG	2.40	0.56

Continued on next page...

Continued from previous page...

Atom-1	Atom-2	Interatomic distance (Å)	Clash overlap (Å)
23:DA:453:C:H5''	56:DA:3993:HOH:O	2.05	0.56
23:DA:1210:A:H5'	23:DA:1210:A:C8	2.35	0.56
23:DA:2361:A:OP1	52:D8:27:THR:HG23	2.05	0.56
25:DD:16:MET:HG3	25:DD:206:LEU:O	2.05	0.56
48:D4:18:CYS:SG	48:D4:39:CYS:HB2	2.44	0.56
52:D8:7:HIS:CD2	52:D8:10:ALA:H	2.12	0.56
1:AA:944:G:H1'	1:AA:1340:A:C2	2.40	0.56
3:AC:20:SER:HG	3:AC:40:ARG:HH22	1.50	0.56
14:AN:47:LEU:HB2	14:AN:53:LEU:HG	1.86	0.56
23:BA:795:C:H2'	23:BA:796:C:H6	1.70	0.56
23:BA:1557:C:OP2	23:BA:1558:A:O2'	2.18	0.56
39:BV:42:GLY:O	39:BV:43:GLU:HG2	2.06	0.56
1:CA:857:C:H2'	1:CA:858:G:O4'	2.05	0.56
1:CA:1181:G:H4'	1:CA:1184:G:O4'	2.05	0.56
1:CA:1218:C:H2'	1:CA:1219:U:C6	2.39	0.56
2:CB:185:ILE:HA	2:CB:199:TYR:O	2.05	0.56
23:DA:1378:A:OP1	51:D7:10:ARG:NH2	2.38	0.56
23:DA:1506:C:H2'	23:DA:1507:A:H5'	1.86	0.56
27:DF:6:VAL:HA	27:DF:23:ASP:H	1.70	0.56
32:DO:102:VAL:HB	32:DO:106:LEU:HD12	1.87	0.56
34:DQ:32:TYR:OH	34:DQ:111:GLU:OE1	2.19	0.56
48:D4:18:CYS:CB	48:D4:39:CYS:SG	2.91	0.56
1:AA:322:C:H4'	20:AT:23:ARG:HD2	1.88	0.56
4:AD:119:GLN:HG2	4:AD:123:HIS:CD2	2.41	0.56
10:AJ:47:PHE:HZ	10:AJ:65:LEU:HD22	1.70	0.56
23:BA:271(L):U:H4'	23:BA:271(M):G:OP1	2.04	0.56
23:BA:2118:U:OP1	23:BA:2147:G:O2'	2.22	0.56
23:BA:2384:G:OP2	44:B0:55:ARG:NH1	2.39	0.56
1:CA:954:G:O6	13:CM:104:ARG:NH1	2.39	0.56
1:CA:1003:G:H2'	1:CA:1004:A:H4'	1.88	0.56
3:CC:19:GLU:O	3:CC:40:ARG:NH2	2.38	0.56
4:CD:129:ASN:HD21	4:CD:145:GLU:N	2.04	0.56
28:DG:48:GLU:O	28:DG:51:ARG:N	2.39	0.56
29:DH:86:GLU:HG2	29:DH:132:ARG:HG3	1.87	0.56
43:DZ:77:ASP:OD1	43:DZ:80:ARG:HG2	2.06	0.56
1:AA:986:A:H1'	19:AS:54:GLY:O	2.06	0.56
11:AK:69:ALA:HB1	11:AK:103:LEU:HD21	1.88	0.56
21:AU:11:GLY:HA2	21:AU:14:TRP:CE3	2.41	0.56
24:BB:8:U:H6	24:BB:8:U:H5''	1.70	0.56
36:BS:25:ARG:NH1	36:BS:42:ASP:OD2	2.39	0.56
1:CA:346:G:H21	1:CA:347:G:C1'	2.18	0.56

Continued on next page...

Continued from previous page...

Atom-1	Atom-2	Interatomic distance (Å)	Clash overlap (Å)
7:CG:43:PHE:HD2	7:CG:44:TYR:CE2	2.24	0.56
11:CK:58:PRO:HA	11:CK:90:GLY:HA2	1.88	0.56
23:DA:975:C:H6	56:DA:3870:HOH:O	1.87	0.56
23:DA:2228:G:OP1	25:DD:261:LYS:NZ	2.27	0.56
29:DH:3:ARG:HG3	29:DH:4:ILE:N	2.20	0.56
37:DT:118:ARG:HA	37:DT:118:ARG:HH11	1.71	0.56
37:DT:127:ALA:HA	37:DT:128:GLU:C	2.26	0.56
40:DW:19:LEU:O	49:D5:25:LEU:HD12	2.06	0.56
1:AA:868:C:H2'	1:AA:869:G:O4'	2.05	0.56
1:AA:1234:C:H2'	1:AA:1235:U:O4'	2.05	0.56
1:AA:1442(B):A:C2	37:BT:118:ARG:CZ	2.89	0.56
3:AC:113:ALA:HB1	3:AC:200:ALA:HB1	1.87	0.56
8:AH:120:THR:OG1	8:AH:123:GLU:HG3	2.05	0.56
9:AI:6:GLY:N	9:AI:17:VAL:HG12	2.20	0.56
23:BA:1364:G:OP2	45:B1:3:LYS:HG2	2.05	0.56
42:BY:51:VAL:HG22	42:BY:58:GLY:H	1.70	0.56
1:CA:153:C:H2'	1:CA:154:C:C6	2.40	0.56
1:CA:598:U:H2'	1:CA:599:C:C6	2.41	0.56
1:CA:939:G:H5''	7:CG:102:ARG:CZ	2.35	0.56
1:CA:1130:A:H61	1:CA:1144:G:H1'	1.71	0.56
1:CA:1343:G:H4'	9:CI:122:ALA:HB3	1.88	0.56
1:CA:1356:G:H2'	1:CA:1357:A:C8	2.41	0.56
23:DA:566:U:H5''	33:DP:29:LYS:HE3	1.87	0.56
32:DO:115:VAL:HG13	32:DO:121:VAL:HG21	1.88	0.56
1:AA:1179:A:H2'	1:AA:1180:A:C8	2.40	0.56
1:AA:1288:A:N6	1:AA:1371:G:H1'	2.21	0.56
1:AA:1338:G:H2'	1:AA:1339:A:C8	2.40	0.56
2:AB:187:LEU:HD23	2:AB:201:ILE:HB	1.86	0.56
3:AC:32:LEU:HB3	3:AC:59:ARG:NH1	2.20	0.56
4:AD:36:ARG:HG2	4:AD:38:TYR:OH	2.05	0.56
9:AI:28:VAL:HG13	9:AI:63:ILE:HB	1.88	0.56
23:BA:63:U:OP2	56:BA:4700:HOH:O	2.18	0.56
23:BA:1593:G:H2'	23:BA:1594:G:H8	1.71	0.56
23:BA:2131:G:H5''	23:BA:2132:U:H5''	1.88	0.56
1:CA:458:C:H2'	1:CA:460:G:H8	1.69	0.56
1:CA:1095:U:H2'	1:CA:1096:C:C6	2.41	0.56
23:DA:1779:U:C5	23:DA:1784:A:N7	2.60	0.56
23:DA:2109:U:H3'	23:DA:2109:U:H6	1.71	0.56
1:AA:243:A:H4'	1:AA:244:U:O5'	2.05	0.56
1:AA:951:G:H1'	1:AA:970:C:O2'	2.06	0.56
1:AA:1097:C:H2'	1:AA:1098:C:H6	1.71	0.56

Continued on next page...

Continued from previous page...

Atom-1	Atom-2	Interatomic distance (Å)	Clash overlap (Å)
8:AH:36:LEU:HA	8:AH:39:LEU:HD23	1.87	0.56
23:BA:528:A:O2'	23:BA:529:A:H5'	2.06	0.56
23:BA:579:G:H2'	23:BA:580:C:C6	2.41	0.56
23:BA:2107:C:C5	23:BA:2108:C:C4	2.93	0.56
36:BS:59:LYS:HB3	36:BS:60:GLY:CA	2.35	0.56
42:BY:2:ARG:HA	42:BY:2:ARG:HH11	1.70	0.56
49:B5:49:CYS:SG	49:B5:51:TYR:HB2	2.46	0.56
1:CA:639:G:H2'	1:CA:640:A:H8	1.71	0.56
1:CA:659:U:H2'	1:CA:660:G:H8	1.69	0.56
1:CA:913:A:H4'	1:CA:914:A:O5'	2.05	0.56
23:DA:1509(B):A:H2'	23:DA:1510:G:C8	2.41	0.56
23:DA:2805:G:H2'	23:DA:2807:G:H8	1.69	0.56
34:DQ:16:ARG:HG2	34:DQ:16:ARG:NH1	2.21	0.56
40:DW:60:ASN:HD22	40:DW:60:ASN:H	1.52	0.56
1:AA:598:U:H2'	1:AA:599:C:H6	1.71	0.56
1:AA:1002:G:H2'	1:AA:1003:G:O4'	2.05	0.56
1:AA:1053:G:N7	1:AA:1199:U:H2'	2.21	0.56
1:AA:1142:G:H3'	1:AA:1143:G:C8	2.40	0.56
1:AA:1220:G:H1'	19:AS:52:TYR:CE2	2.40	0.56
1:AA:1270:C:H2'	1:AA:1271:G:H8	1.71	0.56
2:AB:185:ILE:HA	2:AB:199:TYR:O	2.06	0.56
15:AO:33:THR:HG21	15:AO:85:LEU:HD22	1.88	0.56
16:AP:15:PRO:HB2	16:AP:41:PRO:HG3	1.88	0.56
23:BA:107:C:H2'	23:BA:108:U:H6	1.70	0.56
23:BA:2036:C:H5'	23:BA:2036:C:C6	2.40	0.56
23:BA:2113:U:H2'	23:BA:2114:A:C8	2.40	0.56
1:CA:221:C:H2'	1:CA:222:U:H6	1.69	0.56
1:CA:1287:A:H2'	1:CA:1288:A:H8	1.71	0.56
5:CE:30:ALA:N	5:CE:46:GLY:O	2.29	0.56
9:CI:117:HIS:CE1	9:CI:123:PRO:HG3	2.41	0.56
23:DA:1466:G:O2'	23:DA:1546:C:O2'	2.23	0.56
30:DI:105:HIS:N	30:DI:105:HIS:CD2	2.74	0.56
1:AA:989:C:O2	1:AA:1216:G:N1	2.28	0.55
1:AA:1047:G:HO2'	1:AA:1215:G:HO2'	1.54	0.55
3:AC:56:ASP:HB3	3:AC:67:THR:HB	1.88	0.55
14:AN:3:ARG:NH1	14:AN:28:GLY:H	2.05	0.55
20:AT:30:LYS:HA	20:AT:33:ILE:HD12	1.87	0.55
21:AU:11:GLY:HA2	21:AU:14:TRP:HE3	1.70	0.55
23:BA:1141:U:OP2	31:BN:63:THR:OG1	2.19	0.55
23:BA:1509(B):A:H2'	23:BA:1510:G:C8	2.41	0.55
23:BA:2305:A:H1'	28:BG:135:LEU:O	2.06	0.55

Continued on next page...

Continued from previous page...

Atom-1	Atom-2	Interatomic distance (Å)	Clash overlap (Å)
23:BA:2328:A:H2'	23:BA:2329:G:C8	2.41	0.55
23:BA:2424:C:O2	23:BA:2429:G:O2'	2.20	0.55
29:BH:139:GLN:HG3	29:BH:140:LYS:N	2.20	0.55
32:BO:115:VAL:HG13	32:BO:121:VAL:HG21	1.88	0.55
52:B8:7:HIS:CD2	52:B8:10:ALA:H	2.12	0.55
1:CA:950:U:H1'	1:CA:971:G:C5	2.41	0.55
27:DF:53:THR:CG2	27:DF:55:GLY:H	2.18	0.55
37:DT:42:ILE:HG12	37:DT:84:GLN:OE1	2.06	0.55
1:AA:1311:G:N2	1:AA:1326:C:N3	2.49	0.55
1:AA:1348:U:H4'	9:AI:120:ARG:NH2	2.21	0.55
5:AE:18:ARG:HH12	5:AE:25:ARG:HD3	1.70	0.55
16:AP:20:VAL:HG21	16:AP:32:TYR:CG	2.41	0.55
18:AR:56:THR:HB	18:AR:58:LEU:HD13	1.89	0.55
27:BF:107:LYS:HE3	27:BF:205:ARG:O	2.07	0.55
1:CA:160:A:H61	1:CA:346:G:N2	2.05	0.55
1:CA:1009:G:H1	1:CA:1020:U:H1'	1.72	0.55
2:CB:18:GLY:HA3	2:CB:41:ILE:HG23	1.87	0.55
23:DA:907:U:O2'	34:DQ:101:ARG:NH2	2.39	0.55
23:DA:1026:U:O2	23:DA:1026:U:H2'	2.05	0.55
23:DA:2306:C:H3'	23:DA:2307:G:C8	2.41	0.55
26:DE:16:ARG:NH1	26:DE:171:GLU:OE2	2.39	0.55
28:DG:41:GLN:NE2	28:DG:154:GLY:O	2.34	0.55
31:DN:56:ASN:H	31:DN:125:GLY:HA3	1.71	0.55
42:DY:76:CYS:CB	42:DY:79:CYS:HB2	2.29	0.55
47:D3:6:VAL:HG13	47:D3:56:VAL:HG13	1.87	0.55
47:D3:18:ASP:OD1	47:D3:18:ASP:N	2.26	0.55
1:AA:688:G:H2'	1:AA:689:C:C6	2.42	0.55
1:AA:939:G:N3	1:AA:1375:A:H2	2.04	0.55
5:AE:37:ARG:HG2	5:AE:37:ARG:HH11	1.72	0.55
11:AK:48:ILE:HD13	11:AK:48:ILE:H	1.70	0.55
22:AV:50:ASP:HA	22:AV:53:VAL:HG12	1.87	0.55
23:BA:271(F):C:H2'	23:BA:271(G):C:H6	1.72	0.55
23:BA:848:G:OP1	56:BA:3720:HOH:O	2.18	0.55
23:BA:1309:G:N7	56:BA:4019:HOH:O	2.33	0.55
2:CB:88:ALA:HB2	2:CB:219:VAL:HG13	1.87	0.55
3:CC:43:LEU:O	3:CC:47:LEU:N	2.39	0.55
13:CM:69:GLU:O	13:CM:70:LEU:HB3	2.07	0.55
16:CP:59:TRP:HA	16:CP:62:VAL:HG12	1.87	0.55
23:DA:184:C:H2'	23:DA:185:U:C6	2.41	0.55
23:DA:1288:U:C2	23:DA:1327:C:O2	2.60	0.55
23:DA:1514:U:H2'	23:DA:1515:G:H8	1.71	0.55

Continued on next page...

Continued from previous page...

Atom-1	Atom-2	Interatomic distance (Å)	Clash overlap (Å)
23:DA:2023:G:H5'	23:DA:2617:C:H4'	1.88	0.55
1:AA:152:A:N6	1:AA:170:U:H3	2.03	0.55
1:AA:552:U:H4'	12:AL:86:ARG:HG2	1.87	0.55
1:AA:1009:G:H2'	1:AA:1010:G:C8	2.42	0.55
12:AL:76:ASN:HD21	12:AL:107:ALA:HA	1.72	0.55
23:BA:1109:C:C5	23:BA:1110:G:C2	2.88	0.55
23:BA:1762:A:H8	23:BA:1762:A:O5'	1.89	0.55
23:BA:2109:U:H3'	23:BA:2109:U:H6	1.72	0.55
3:CC:88:ARG:O	3:CC:92:ALA:HB3	2.06	0.55
3:CC:113:ALA:HB2	3:CC:202:ILE:HG12	1.88	0.55
13:CM:14:ARG:HD2	13:CM:42:ALA:O	2.05	0.55
23:DA:247:G:H4'	23:DA:386:G:C5	2.42	0.55
24:DB:8:U:O2'	36:DS:40:ILE:HD13	2.07	0.55
31:DN:42:TRP:HD1	31:DN:48:MET:HE1	1.72	0.55
46:D2:9:GLN:HE22	46:D2:56:GLN:HB3	1.70	0.55
42:BY:8:LYS:HG2	42:BY:9:LYS:O	2.07	0.55
46:B2:53:LEU:O	46:B2:57:ILE:HG13	2.07	0.55
1:CA:35:G:C2	1:CA:550:G:C2	2.94	0.55
1:CA:346:G:N2	1:CA:347:G:C4	2.75	0.55
23:DA:272:G:N7	23:DA:421:U:H2'	2.22	0.55
23:DA:2723:C:OP1	35:DR:3:HIS:ND1	2.26	0.55
24:DB:32:C:C2	24:DB:51:G:N2	2.74	0.55
25:DD:76:PRO:HB2	25:DD:116:GLN:HE21	1.71	0.55
26:DE:97:LYS:N	26:DE:100:GLU:OE1	2.39	0.55
31:DN:28:THR:HG22	31:DN:29:LYS:N	2.22	0.55
1:AA:100:C:H2'	1:AA:101:A:C8	2.41	0.55
1:AA:327:A:O2'	1:AA:329:A:H8	1.88	0.55
1:AA:474:G:H2'	1:AA:475:G:C8	2.41	0.55
1:AA:512:U:H2'	1:AA:513:C:C6	2.41	0.55
1:AA:1504:G:H3'	1:AA:1504:G:P	2.46	0.55
3:AC:123:GLN:HA	3:AC:126:ARG:HB2	1.89	0.55
30:BI:112:LYS:O	30:BI:114:LEU:N	2.36	0.55
1:CA:1227:A:H5'	1:CA:1227:A:H8	1.71	0.55
23:DA:83:G:OP1	42:DY:95:LYS:NZ	2.40	0.55
23:DA:1040:C:H2'	23:DA:1041:C:O4'	2.07	0.55
23:DA:2166:G:N2	23:DA:2172:U:O4	2.40	0.55
27:DF:129:PHE:CD2	27:DF:163:VAL:HG21	2.41	0.55
33:DP:8:PRO:HB2	33:DP:12:ALA:HB3	1.87	0.55
36:DS:59:LYS:HB3	36:DS:60:GLY:CA	2.37	0.55
44:D0:29:GLN:O	44:D0:67:VAL:HG23	2.07	0.55
1:AA:1003:G:H2'	1:AA:1004:A:Cl'	2.36	0.55

Continued on next page...

Continued from previous page...

Atom-1	Atom-2	Interatomic distance (Å)	Clash overlap (Å)
6:AF:91:VAL:HG11	18:AR:72:ARG:HH12	1.70	0.55
8:AH:4:ASP:HB2	8:AH:89:PRO:HG3	1.89	0.55
11:AK:58:PRO:HA	11:AK:90:GLY:HA2	1.87	0.55
23:BA:154(A):C:N4	23:BA:172:C:N3	2.54	0.55
23:BA:1007:C:OP1	31:BN:37:LYS:NZ	2.38	0.55
37:BT:127:ALA:HA	37:BT:128:GLU:C	2.27	0.55
42:BY:68:HIS:ND1	42:BY:70:SER:HB3	2.22	0.55
1:CA:79:G:H1	1:CA:90:U:H3	1.55	0.55
1:CA:993:G:N3	1:CA:993:G:H2'	2.21	0.55
1:CA:1300:G:O2'	1:CA:1303:C:N4	2.40	0.55
1:CA:1459:C:H41	1:CA:1461:G:N2	2.05	0.55
8:CH:4:ASP:HB2	8:CH:89:PRO:HG3	1.88	0.55
8:CH:6:ILE:HB	8:CH:85:ARG:HH12	1.70	0.55
10:CJ:11:PHE:CE2	10:CJ:67:THR:HB	2.42	0.55
23:DA:2036:C:H5'	23:DA:2036:C:C6	2.40	0.55
1:AA:473:G:H2'	1:AA:474:G:C8	2.42	0.55
1:AA:499:A:H4'	1:AA:500:G:H5'	1.89	0.55
1:AA:1014:A:H2'	1:AA:1015:A:C8	2.42	0.55
1:AA:1098:C:H2'	1:AA:1099:G:C1'	2.37	0.55
1:AA:1157:A:H61	1:AA:1178:G:H1'	1.72	0.55
1:AA:1368:G:H2'	1:AA:1369:C:C6	2.42	0.55
23:BA:2306:C:H3'	23:BA:2307:G:C8	2.41	0.55
36:BS:46:VAL:HG12	36:BS:48:LEU:HD12	1.89	0.55
1:CA:819:A:H4'	1:CA:820:U:OP2	2.07	0.55
1:CA:1493:A:H4'	1:CA:1494:G:OP1	2.06	0.55
3:CC:5:ILE:HD12	3:CC:6:HIS:H	1.72	0.55
7:CG:47:CYS:O	7:CG:58:PRO:HG3	2.05	0.55
23:DA:956:G:OP2	34:DQ:14:ARG:NH2	2.40	0.55
23:DA:2328:A:H2'	23:DA:2329:G:C8	2.40	0.55
34:DQ:34:LEU:HB2	34:DQ:118:LEU:HD22	1.89	0.55
4:AD:177:ASP:OD1	4:AD:180:GLY:HA3	2.06	0.55
7:AG:102:ARG:HG2	7:AG:103:TRP:HD1	1.72	0.55
9:AI:7:THR:HA	9:AI:15:ALA:O	2.07	0.55
13:AM:12:ASN:HA	13:AM:45:VAL:HB	1.89	0.55
13:AM:14:ARG:NE	13:AM:16:ASP:OD2	2.35	0.55
23:BA:956:G:OP2	34:BQ:14:ARG:NH2	2.40	0.55
23:BA:1140:C:O3'	31:BN:25:ARG:NH1	2.39	0.55
23:BA:2126:A:H4'	23:BA:2127:G:O5'	2.07	0.55
23:BA:2287:A:N6	23:BA:2344:U:N3	2.54	0.55
33:BP:148:LEU:H	33:BP:148:LEU:HD23	1.71	0.55
38:BU:76:TYR:CZ	38:BU:80:ILE:HG13	2.42	0.55

Continued on next page...

Continued from previous page...

Atom-1	Atom-2	Interatomic distance (Å)	Clash overlap (Å)
45:B1:82:LEU:HA	45:B1:85:LEU:HD23	1.87	0.55
47:B3:6:VAL:HG12	47:B3:54:VAL:HG11	1.89	0.55
11:CK:33:THR:HA	11:CK:39:PRO:HA	1.89	0.55
23:DA:1358:G:H2'	23:DA:1359:A:C2	2.42	0.55
23:DA:1642:G:N7	56:DA:4096:HOH:O	2.33	0.55
23:DA:2557:G:H2'	23:DA:2558:C:C6	2.41	0.55
23:DA:2781:A:H5''	23:DA:2782:G:H5'	1.88	0.55
25:DD:78:LYS:HE2	25:DD:114:GLY:HA2	1.89	0.55
27:DF:31:HIS:HB2	33:DP:9:ASN:OD1	2.07	0.55
27:DF:184:TYR:CE2	27:DF:188:ARG:HD2	2.42	0.55
32:DO:34:THR:OG1	32:DO:35:VAL:N	2.39	0.55
36:DS:102:ALA:HA	36:DS:105:ALA:CB	2.37	0.55
38:DU:74:LEU:HD12	38:DU:74:LEU:H	1.72	0.55
39:DV:65:GLY:HA3	39:DV:91:TYR:CZ	2.42	0.55
1:AA:1016:A:C6	1:AA:1017:G:H1'	2.41	0.55
1:AA:1128:C:H4'	9:AI:16:ARG:HH22	1.71	0.55
5:AE:88:LYS:HB3	5:AE:123:LEU:HB2	1.88	0.55
13:AM:104:ARG:HG2	13:AM:105:THR:HG23	1.89	0.55
23:BA:330:A:HO2'	23:BA:331:A:H8	1.51	0.55
23:BA:547:A:H1'	23:BA:548:A:H4'	1.88	0.55
23:BA:2134:A:C2	23:BA:2159:G:H1'	2.42	0.55
23:BA:2321:G:OP2	56:BA:4632:HOH:O	2.18	0.55
23:BA:2610:C:H4'	23:BA:2611:U:OP2	2.05	0.55
23:BA:2790:A:N3	23:BA:2790:A:H2'	2.22	0.55
27:BF:129:PHE:CD2	27:BF:163:VAL:HG21	2.42	0.55
36:BS:84:GLN:HB3	36:BS:111:GLU:HB2	1.89	0.55
1:CA:592:G:H1	1:CA:647:C:H42	1.55	0.55
3:CC:22:TRP:HA	10:CJ:93:GLY:HA2	1.88	0.55
8:CH:81:HIS:ND1	8:CH:138:TRP:OXT	2.34	0.55
23:DA:548:A:N6	39:DV:19:LYS:H	2.05	0.55
23:DA:646:A:H2'	23:DA:647:G:O4'	2.07	0.55
23:DA:1022:G:N7	31:DN:66:LYS:HE2	2.21	0.55
23:DA:2575:C:H5'	26:DE:143:ASN:O	2.06	0.55
23:DA:2712:U:O2'	23:DA:2713:A:H5'	2.07	0.55
24:DB:2:C:H2'	24:DB:3:C:C6	2.42	0.55
24:DB:11:C:OP2	24:DB:12:C:N4	2.30	0.55
27:DF:89:VAL:HG12	27:DF:90:PHE:N	2.22	0.55
36:DS:84:GLN:HB3	36:DS:111:GLU:HB2	1.89	0.55
1:AA:426:G:H4'	4:AD:42:GLN:HA	1.88	0.54
1:AA:924:C:H2'	1:AA:925:G:H8	1.72	0.54
23:BA:443:A:H1'	23:BA:1201:C:O4'	2.06	0.54

Continued on next page...

Continued from previous page...

Atom-1	Atom-2	Interatomic distance (Å)	Clash overlap (Å)
23:BA:1364:G:OP1	45:B1:2:SER:HA	2.07	0.54
43:BZ:101:PRO:O	43:BZ:102:LEU:HD12	2.08	0.54
45:B1:15:ALA:O	45:B1:40:ARG:HG3	2.07	0.54
1:CA:186:C:H2'	1:CA:187:C:C6	2.42	0.54
1:CA:979:C:H42	14:CN:18:VAL:HG12	1.72	0.54
13:CM:59:TYR:CE1	13:CM:63:THR:HG21	2.42	0.54
23:DA:107:C:H2'	23:DA:108:U:H6	1.72	0.54
23:DA:733:G:N7	56:DA:3617:HOH:O	2.33	0.54
23:DA:1048:A:O2'	23:DA:1049:C:OP2	2.24	0.54
23:DA:2037:G:O6	56:DA:3650:HOH:O	2.17	0.54
23:DA:2820:A:OP1	35:DR:4:LEU:HD23	2.07	0.54
29:DH:94:TYR:CE2	29:DH:107:VAL:HB	2.42	0.54
1:AA:857:C:H2'	1:AA:858:G:O4'	2.06	0.54
1:AA:1028:C:H42	1:AA:1034:G:C1'	2.18	0.54
1:AA:1158:C:N4	1:AA:1160:G:N3	2.56	0.54
1:AA:1532:U:O4	22:AV:31:TYR:HB3	2.06	0.54
3:AC:118:GLN:HA	3:AC:187:ALA:CB	2.36	0.54
23:BA:271(E):U:H2'	23:BA:271(F):C:H6	1.73	0.54
23:BA:638:G:H2'	23:BA:639:U:C6	2.42	0.54
23:BA:907:U:O2'	34:BQ:101:ARG:NH2	2.41	0.54
23:BA:1141:U:OP1	31:BN:25:ARG:NH1	2.40	0.54
23:BA:1486:A:H2'	23:BA:1487:G:C8	2.42	0.54
23:BA:2115:G:O2'	23:BA:2166:G:N2	2.39	0.54
23:BA:2144:U:H1'	23:BA:2147:G:H1	1.72	0.54
41:BX:2:LYS:HE2	41:BX:38:GLU:OE2	2.07	0.54
1:CA:955:U:H2'	1:CA:956:U:O4'	2.07	0.54
1:CA:969:A:OP1	10:CJ:55:LYS:NZ	2.31	0.54
1:CA:1063:C:H3'	1:CA:1064:G:H2'	1.89	0.54
1:CA:1095:U:P	1:CA:1108:G:H1	2.30	0.54
3:CC:5:ILE:HD11	14:CN:49:HIS:CE1	2.43	0.54
3:CC:20:SER:HB3	3:CC:40:ARG:HH22	1.73	0.54
4:CD:177:ASP:OD1	4:CD:180:GLY:HA3	2.06	0.54
18:CR:56:THR:HB	18:CR:58:LEU:HD13	1.87	0.54
21:CU:3:LYS:HB3	21:CU:14:TRP:CE3	2.42	0.54
22:CV:23:GLY:N	22:CV:24:ARG:HA	2.22	0.54
23:DA:2784:C:H1'	26:DE:37:ARG:HH12	1.72	0.54
43:DZ:146:ILE:HA	43:DZ:174:VAL:HG12	1.89	0.54
1:AA:736:C:H2'	1:AA:737:A:C8	2.42	0.54
6:AF:69:GLU:O	6:AF:72:VAL:HG12	2.06	0.54
23:BA:192:C:O2'	23:BA:802:A:N3	2.38	0.54
23:BA:1570:A:H5'	25:BD:36:PRO:HG3	1.89	0.54

Continued on next page...

Continued from previous page...

Atom-1	Atom-2	Interatomic distance (Å)	Clash overlap (Å)
23:BA:1786:A:H1'	23:BA:1938:A:N6	2.22	0.54
23:BA:2822:G:C8	56:BA:4416:HOH:O	2.61	0.54
56:BA:4349:HOH:O	33:BP:16:ARG:HG2	2.07	0.54
26:BE:97:LYS:N	26:BE:100:GLU:OE1	2.39	0.54
37:BT:118:ARG:HH11	37:BT:118:ARG:HG3	1.71	0.54
51:B7:34:ARG:NH1	51:B7:39:ARG:HG3	2.21	0.54
4:CD:12:CYS:HA	4:CD:19:LEU:HD23	1.89	0.54
4:CD:59:ARG:HA	4:CD:62:GLN:HB2	1.88	0.54
8:CH:120:THR:OG1	8:CH:123:GLU:HG3	2.08	0.54
17:CQ:86:GLU:O	17:CQ:90:ILE:HG12	2.07	0.54
23:DA:720:C:H2'	23:DA:721:C:H6	1.72	0.54
23:DA:2133:G:H2'	23:DA:2157:G:H22	1.73	0.54
30:DI:31:LEU:HD21	30:DI:38:LEU:HG	1.88	0.54
32:DO:88:ASN:ND2	32:DO:90:GLN:H	2.06	0.54
34:DQ:39:PRO:HD3	34:DQ:99:PRO:HG3	1.89	0.54
1:AA:814:A:N7	1:AA:816:A:C4	2.75	0.54
1:AA:950:U:H4'	1:AA:971:G:N2	2.23	0.54
1:AA:1060:C:H1'	10:AJ:53:PRO:HD2	1.88	0.54
1:AA:1376:U:C5	7:AG:9:VAL:HA	2.37	0.54
1:AA:1459:C:C4	1:AA:1460:A:N6	2.69	0.54
4:AD:3:ARG:O	4:AD:5:ILE:HG12	2.08	0.54
9:AI:45:ALA:HB3	9:AI:48:GLU:OE1	2.07	0.54
10:AJ:43:ARG:HG2	10:AJ:67:THR:HG23	1.89	0.54
23:BA:1047:G:H2'	23:BA:1110:G:N2	2.22	0.54
23:BA:1364:G:C8	45:B1:3:LYS:HD3	2.41	0.54
23:BA:1412:A:N6	56:BA:4504:HOH:O	2.40	0.54
23:BA:1657:C:H2'	23:BA:1658:C:C6	2.43	0.54
23:BA:2016:U:H1'	49:B5:6:VAL:HG13	1.89	0.54
25:BD:17:THR:O	25:BD:211:ARG:NH2	2.37	0.54
28:BG:134:GLY:HA2	28:BG:156:ASP:HA	1.89	0.54
33:BP:82:GLY:HA2	33:BP:113:LYS:O	2.07	0.54
1:CA:262:A:H2'	1:CA:263:A:C8	2.42	0.54
1:CA:448:A:H2'	1:CA:449:C:C6	2.42	0.54
1:CA:652:U:O4	1:CA:752:G:O2'	2.20	0.54
1:CA:1239:A:H2'	1:CA:1298:C:H42	1.72	0.54
4:CD:79:PHE:HD2	4:CD:80:GLU:N	2.04	0.54
28:DG:121:ASN:HD21	28:DG:123:ASN:HB2	1.72	0.54
30:DI:72:LEU:O	30:DI:73:GLU:HB2	2.07	0.54
37:DT:65:LYS:HE2	37:DT:67:SER:HB2	1.90	0.54
1:AA:1249:C:N4	1:AA:1287:A:H5'	2.22	0.54
5:AE:57:LYS:O	5:AE:61:TYR:HD2	1.91	0.54

Continued on next page...

Continued from previous page...

Atom-1	Atom-2	Interatomic distance (Å)	Clash overlap (Å)
20:AT:97:ALA:HB3	20:AT:99:LEU:H	1.72	0.54
23:BA:646:A:H2'	23:BA:647:G:O4'	2.06	0.54
33:BP:100:LEU:HD12	33:BP:112:LEU:HD11	1.89	0.54
1:CA:473:G:H2'	1:CA:474:G:C8	2.43	0.54
5:CE:57:LYS:O	5:CE:61:TYR:HD2	1.90	0.54
22:CV:27:GLU:H	22:CV:44:TRP:HE1	1.54	0.54
23:DA:443:A:N7	27:DF:45:ARG:HG2	2.22	0.54
23:DA:1212:G:N2	23:DA:1236:G:O2'	2.39	0.54
23:DA:1639:U:C2'	23:DA:1640:C:H5''	2.36	0.54
23:DA:2171:A:H4'	23:DA:2172:U:OP1	2.07	0.54
43:DZ:68:PRO:O	43:DZ:91:LEU:HB2	2.07	0.54
1:AA:345:C:H4'	1:AA:346:G:N7	2.22	0.54
1:AA:1022:G:H2'	1:AA:1023:G:C8	2.43	0.54
1:AA:1365:G:H5''	9:AI:117:HIS:CE1	2.42	0.54
3:AC:26:LYS:HA	14:AN:36:PHE:HE2	1.72	0.54
8:AH:7:ALA:HB2	8:AH:85:ARG:HG3	1.88	0.54
23:BA:744:G:OP1	56:BA:4402:HOH:O	2.18	0.54
23:BA:1434:A:H61	23:BA:1558:A:H62	1.56	0.54
23:BA:2477:C:O2	53:B9:4:ARG:NH2	2.37	0.54
1:CA:1147:C:H2'	1:CA:1148:U:C6	2.43	0.54
1:CA:1292:U:H2'	1:CA:1293:G:C8	2.42	0.54
3:CC:52:LEU:HD13	3:CC:68:VAL:HG13	1.89	0.54
5:CE:126:ARG:HA	5:CE:131:ILE:HD11	1.89	0.54
23:DA:188:G:H1	23:DA:208:C:H42	1.55	0.54
23:DA:641:C:O2'	23:DA:2350:C:OP1	2.19	0.54
23:DA:1503:U:H2'	23:DA:1504:C:C6	2.43	0.54
23:DA:2577:A:H5'	49:D5:3:LYS:HD2	1.90	0.54
24:DB:107:G:OP1	43:DZ:31:ARG:NH2	2.41	0.54
28:DG:58:GLN:HA	28:DG:61:ALA:HB3	1.90	0.54
39:DV:35:LEU:HB2	39:DV:57:VAL:HG13	1.88	0.54
1:AA:1258:G:O2'	1:AA:1259:C:O4'	2.25	0.54
23:BA:645:C:O2	23:BA:645:C:H2'	2.07	0.54
23:BA:674:G:H1'	27:BF:74:ARG:HD3	1.90	0.54
23:BA:2361:A:OP1	52:B8:27:THR:HG23	2.08	0.54
23:BA:2834:G:H5''	23:BA:2834:G:H8	1.72	0.54
36:BS:59:LYS:HB3	36:BS:60:GLY:HA2	1.89	0.54
1:CA:833:U:H2'	1:CA:834:C:C6	2.43	0.54
1:CA:1046:A:H3'	1:CA:1047:G:C8	2.43	0.54
19:CS:69:HIS:HD2	19:CS:74:PHE:CE1	2.26	0.54
20:CT:66:ALA:HB3	20:CT:72:LEU:HD22	1.90	0.54
23:DA:1026:U:HO2'	23:DA:1027:A:P	2.31	0.54

Continued on next page...

Continued from previous page...

Atom-1	Atom-2	Interatomic distance (Å)	Clash overlap (Å)
23:DA:1762:A:H8	23:DA:1762:A:O5'	1.91	0.54
23:DA:2131:G:H5''	23:DA:2132:U:H5''	1.88	0.54
23:DA:2727:G:O2'	32:DO:70:LYS:HE2	2.08	0.54
29:DH:24:VAL:HG13	29:DH:37:VAL:HG21	1.89	0.54
31:DN:42:TRP:HA	31:DN:48:MET:SD	2.48	0.54
37:DT:54:ARG:HA	37:DT:59:THR:HB	1.89	0.54
41:DX:2:LYS:HE2	41:DX:38:GLU:OE2	2.07	0.54
1:AA:1054:C:H4'	1:AA:1054:C:OP2	2.07	0.54
1:AA:1150:U:H2'	10:AJ:39:PRO:HG2	1.88	0.54
1:AA:1309:G:H5'	13:AM:78:ILE:HG12	1.90	0.54
3:AC:30:ARG:HA	3:AC:33:LEU:HD23	1.90	0.54
7:AG:69:VAL:HB	7:AG:100:ALA:HA	1.90	0.54
13:AM:78:ILE:O	13:AM:82:MET:N	2.40	0.54
16:AP:15:PRO:HB3	16:AP:17:TYR:HE1	1.73	0.54
18:AR:37:VAL:HG12	18:AR:78:LEU:HB3	1.90	0.54
23:BA:330:A:H2	23:BA:1210:A:H2'	1.72	0.54
23:BA:2575:C:H5'	26:BE:143:ASN:O	2.07	0.54
1:CA:102:G:H2'	1:CA:103:C:C6	2.43	0.54
6:CF:91:VAL:HG13	18:CR:72:ARG:HH22	1.72	0.54
23:DA:784:A:H5'	23:DA:785:G:OP1	2.07	0.54
23:DA:1364:G:OP1	45:D1:2:SER:HA	2.08	0.54
23:DA:2144:U:O2'	23:DA:2145:C:H2'	2.08	0.54
1:AA:125:U:O4	56:AA:1831:HOH:O	2.17	0.54
1:AA:170:U:O2'	1:AA:171:A:H5'	2.08	0.54
1:AA:397:A:H5''	1:AA:397:A:N3	2.23	0.54
1:AA:428:G:H4'	1:AA:429:U:O5'	2.08	0.54
1:AA:1223:C:P	19:AS:78:ARG:HH21	2.31	0.54
7:AG:105:VAL:HA	7:AG:108:ALA:HB3	1.89	0.54
11:AK:66:LEU:HD21	11:AK:97:ALA:HB1	1.90	0.54
23:BA:628:G:H2'	23:BA:629:G:C8	2.43	0.54
23:BA:857:C:OP2	44:B0:77:ARG:NH2	2.40	0.54
56:BA:3816:HOH:O	34:BQ:119:ARG:HD2	2.07	0.54
1:CA:396:G:O2'	1:CA:398:C:OP1	2.17	0.54
20:CT:43:LEU:O	20:CT:47:GLY:N	2.33	0.54
23:DA:628:G:H2'	23:DA:629:G:H8	1.72	0.54
23:DA:861:A:C2	23:DA:917:A:C4	2.95	0.54
23:DA:2236:C:H2'	23:DA:2237:G:H5'	1.90	0.54
23:DA:2477:C:O2	53:D9:4:ARG:NH2	2.36	0.54
31:DN:102:ALA:O	31:DN:106:MET:HG3	2.07	0.54
41:DX:31:HIS:CD2	41:DX:33:LYS:H	2.26	0.54
1:AA:346:G:H21	1:AA:347:G:C1'	2.21	0.54

Continued on next page...

Continued from previous page...

Atom-1	Atom-2	Interatomic distance (Å)	Clash overlap (Å)
1:AA:382:A:H2'	1:AA:383:A:C8	2.43	0.54
1:AA:406:G:H5''	4:AD:5:ILE:HG23	1.89	0.54
1:AA:960:U:H1'	1:AA:1222:G:O2'	2.07	0.54
1:AA:1245:A:H2'	1:AA:1246:C:O4'	2.08	0.54
23:BA:2025:C:P	56:BA:4207:HOH:O	2.65	0.54
53:B9:14:CYS:HA	53:B9:27:CYS:HB2	1.89	0.54
1:CA:673:G:O3'	6:CF:87:ARG:NH2	2.41	0.54
23:DA:1430:C:H2'	23:DA:1431:U:H6	1.73	0.54
23:DA:2000:G:N7	56:DA:4190:HOH:O	2.33	0.54
23:DA:2262:U:O2'	23:DA:2263:C:H5'	2.08	0.54
1:AA:1377:A:N3	7:AG:7:ALA:HB1	2.22	0.53
1:AA:1387:G:H2'	1:AA:1388:C:C6	2.43	0.53
2:AB:149:LEU:HB3	2:AB:152:PHE:HB3	1.90	0.53
10:AJ:19:SER:HB3	10:AJ:91:PRO:HD3	1.89	0.53
23:BA:1043:C:H2'	23:BA:1044:G:O4'	2.08	0.53
1:CA:35:G:O2'	12:CL:118:SER:O	2.25	0.53
1:CA:404:U:H5'	4:CD:122:ARG:HD3	1.89	0.53
1:CA:544:G:C6	1:CA:545:C:C4	2.96	0.53
1:CA:839:U:H5''	1:CA:840:C:C5	2.31	0.53
1:CA:1151:A:N3	10:CJ:39:PRO:HG2	2.22	0.53
2:CB:24:TRP:CE3	2:CB:26:PRO:HA	2.43	0.53
8:CH:85:ARG:NE	8:CH:87:SER:O	2.41	0.53
13:CM:13:LYS:O	13:CM:45:VAL:HG23	2.08	0.53
21:CU:15:ARG:HG2	21:CU:17:THR:HG23	1.89	0.53
23:DA:277:C:H4'	23:DA:278:A:O5'	2.08	0.53
28:DG:27:ASN:HB3	28:DG:30:GLU:HG3	1.90	0.53
37:DT:1:MET:HE2	37:DT:3:ARG:HG2	1.89	0.53
1:AA:359:U:H2'	1:AA:360:A:C8	2.43	0.53
1:AA:405:U:H3'	1:AA:406:G:H5'	1.89	0.53
1:AA:950:U:H2'	1:AA:951:G:C8	2.44	0.53
1:AA:1227:A:H8	19:AS:83:HIS:CG	2.27	0.53
1:AA:1301:U:HO2'	1:AA:1303:C:H6	1.56	0.53
1:AA:1386:G:H2'	1:AA:1387:G:C8	2.33	0.53
5:AE:57:LYS:HB3	5:AE:61:TYR:HE2	1.74	0.53
23:BA:1026:U:HO2'	23:BA:1027:A:P	2.27	0.53
28:BG:156:ASP:O	28:BG:157:ILE:HG13	2.07	0.53
30:BI:14:ASP:O	30:BI:17:GLN:HB3	2.08	0.53
1:CA:304:U:H2'	1:CA:305:G:C8	2.44	0.53
1:CA:777:A:H2	11:CK:119:CYS:HB3	1.72	0.53
1:CA:1003:G:N2	1:CA:1038:C:C4	2.77	0.53
1:CA:1277:C:O2'	1:CA:1279:A:H8	1.91	0.53

Continued on next page...

Continued from previous page...

Atom-1	Atom-2	Interatomic distance (Å)	Clash overlap (Å)
1:CA:1493:A:O2'	1:CA:1494:G:O5'	2.24	0.53
2:CB:211:ILE:HG22	2:CB:215:LEU:HG	1.89	0.53
7:CG:51:GLN:O	7:CG:55:GLY:HA2	2.08	0.53
12:CL:102:ARG:HB3	12:CL:108:ALA:O	2.08	0.53
23:DA:819:A:H2'	23:DA:820:A:H5'	1.89	0.53
23:DA:2108:C:H3'	23:DA:2108:C:H6	1.72	0.53
23:DA:2815:C:H2'	23:DA:2816:C:H6	1.73	0.53
1:AA:542:G:H2'	1:AA:543:C:H6	1.74	0.53
1:AA:590:C:H2'	1:AA:591:U:C6	2.40	0.53
1:AA:669:U:H2'	1:AA:670:G:H8	1.72	0.53
1:AA:1220:G:O2'	19:AS:52:TYR:HD2	1.91	0.53
1:AA:1238:A:H62	1:AA:1299:A:N6	1.95	0.53
1:AA:1318:A:O2'	19:AS:4:SER:HB3	2.08	0.53
3:AC:52:LEU:H	3:AC:70:VAL:HG22	1.74	0.53
5:AE:68:GLU:HG2	5:AE:70:PRO:HD3	1.90	0.53
23:BA:607:U:OP1	27:BF:102:PRO:HA	2.08	0.53
23:BA:1790:C:H5''	23:BA:1791:A:OP1	2.08	0.53
23:BA:2506:U:H2'	56:BA:3804:HOH:O	2.07	0.53
34:BQ:110:THR:HG23	34:BQ:113:GLN:OE1	2.07	0.53
36:BS:102:ALA:HA	36:BS:105:ALA:CB	2.38	0.53
1:CA:100:C:H2'	1:CA:101:A:C8	2.44	0.53
1:CA:430:A:P	4:CD:22:LYS:HZ3	2.30	0.53
1:CA:999:C:N4	1:CA:1042:G:H1	2.04	0.53
3:CC:64:VAL:O	3:CC:99:VAL:HA	2.09	0.53
6:CF:27:GLN:HA	6:CF:30:LEU:HD12	1.89	0.53
8:CH:85:ARG:HG3	8:CH:85:ARG:HH11	1.74	0.53
23:DA:154:G:H5'	23:DA:154(A):C:OP2	2.08	0.53
23:DA:1876:A:H2'	23:DA:1877:A:C8	2.44	0.53
23:DA:2064:C:H2'	23:DA:2065:C:C6	2.44	0.53
23:DA:2129:C:N3	23:DA:2160:G:C6	2.76	0.53
23:DA:2690:C:OP2	35:DR:14:SER:HB3	2.09	0.53
35:DR:37:THR:OG1	35:DR:40:LYS:HG3	2.08	0.53
36:DS:14:VAL:O	36:DS:18:ILE:HG12	2.09	0.53
43:DZ:54:HIS:ND1	43:DZ:101:PRO:HG3	2.23	0.53
1:AA:474:G:H2'	1:AA:475:G:H8	1.73	0.53
1:AA:943:U:H2'	1:AA:944:G:C8	2.43	0.53
1:AA:977:A:H1'	1:AA:981:U:H3	1.73	0.53
1:AA:1386:G:O2'	1:AA:1387:G:H5'	2.09	0.53
1:AA:1493:A:H4'	1:AA:1494:G:OP1	2.09	0.53
27:BF:53:THR:HG22	27:BF:56:GLU:HG3	1.91	0.53
28:BG:106:LEU:HG	28:BG:111:LEU:HG	1.89	0.53

Continued on next page...

Continued from previous page...

Atom-1	Atom-2	Interatomic distance (Å)	Clash overlap (Å)
42:BY:28:LYS:CG	42:BY:40:GLU:HG2	2.38	0.53
1:CA:331:G:O4'	56:CA:1724:HOH:O	2.19	0.53
1:CA:828:A:H2'	1:CA:829:G:O4'	2.08	0.53
42:DY:2:ARG:HH11	42:DY:2:ARG:HA	1.73	0.53
1:AA:196:A:N3	1:AA:222:U:H1'	2.23	0.53
1:AA:801:U:H2'	1:AA:802:A:H8	1.74	0.53
1:AA:943:U:H2'	1:AA:944:G:H8	1.72	0.53
1:AA:986:A:H2'	1:AA:987:G:C8	2.44	0.53
1:AA:994:A:N6	1:AA:1215:G:O2'	2.41	0.53
3:AC:68:VAL:HG12	3:AC:70:VAL:HG23	1.89	0.53
3:AC:185:GLY:H	3:AC:200:ALA:HB3	1.71	0.53
23:BA:234:C:H2'	23:BA:235:U:O4'	2.09	0.53
23:BA:1721:G:H5'	23:BA:1722:A:OP2	2.08	0.53
23:BA:2166:G:N2	23:BA:2172:U:O4	2.40	0.53
23:BA:2319:G:C2	36:BS:3:ARG:HA	2.44	0.53
1:CA:176:C:H2'	1:CA:177:C:C6	2.44	0.53
1:CA:181:G:O2'	1:CA:183:G:N7	2.41	0.53
1:CA:1192:C:OP2	3:CC:4:LYS:NZ	2.38	0.53
7:CG:43:PHE:O	7:CG:47:CYS:N	2.42	0.53
21:CU:15:ARG:HB2	21:CU:15:ARG:NH1	2.21	0.53
23:DA:2305:A:H1'	28:DG:135:LEU:O	2.09	0.53
28:DG:16:ARG:HH21	28:DG:31:VAL:HB	1.74	0.53
28:DG:156:ASP:O	28:DG:157:ILE:HG13	2.07	0.53
52:D8:28:GLY:O	52:D8:36:LYS:NZ	2.41	0.53
1:AA:160:A:H2'	1:AA:161:A:O4'	2.08	0.53
6:AF:96:PRO:HB3	18:AR:30:ASP:CG	2.29	0.53
33:BP:8:PRO:HB2	33:BP:12:ALA:HB3	1.91	0.53
1:CA:103:C:H1'	1:CA:171:A:N1	2.23	0.53
1:CA:560:U:H4'	1:CA:561:U:O5'	2.08	0.53
1:CA:625:G:H2'	1:CA:626:U:H6	1.73	0.53
1:CA:1130:A:N6	1:CA:1144:G:N3	2.56	0.53
1:CA:1298:C:P	7:CG:114:ARG:HH22	2.31	0.53
1:CA:1504:G:P	1:CA:1504:G:H3'	2.49	0.53
12:CL:34:ARG:O	12:CL:61:THR:HG23	2.09	0.53
23:DA:244:A:C2	23:DA:255:A:C4	2.96	0.53
23:DA:2892:A:H2'	23:DA:2893:G:H5''	1.89	0.53
28:DG:111:LEU:HD22	28:DG:114:ILE:HD11	1.91	0.53
38:DU:8:VAL:O	38:DU:12:ARG:HG3	2.07	0.53
1:AA:833:U:H2'	1:AA:834:C:C6	2.43	0.53
4:AD:129:ASN:HD21	4:AD:145:GLU:N	2.07	0.53
7:AG:65:ALA:HB1	7:AG:127:ALA:HB3	1.89	0.53

Continued on next page...

Continued from previous page...

Atom-1	Atom-2	Interatomic distance (Å)	Clash overlap (Å)
23:BA:154:G:H5'	23:BA:154(A):C:OP2	2.09	0.53
23:BA:184:C:H2'	23:BA:185:U:H6	1.74	0.53
23:BA:277:C:H4'	23:BA:278:A:O5'	2.09	0.53
23:BA:2784:C:H1'	26:BE:37:ARG:HH12	1.72	0.53
25:BD:2:ALA:N	25:BD:200:ASP:OD2	2.42	0.53
30:BI:61:ARG:HH11	30:BI:61:ARG:HA	1.72	0.53
31:BN:56:ASN:H	31:BN:125:GLY:HA3	1.73	0.53
1:CA:583:A:H2'	1:CA:584:G:O4'	2.09	0.53
1:CA:954:G:H21	1:CA:1227:A:H62	1.57	0.53
1:CA:1132:C:H2'	1:CA:1133:G:O4'	2.09	0.53
23:DA:271(F):C:H2'	23:DA:271(G):C:H6	1.73	0.53
23:DA:386:G:H4'	23:DA:387:U:OP2	2.09	0.53
23:DA:1406:U:H2'	23:DA:1407:C:C6	2.42	0.53
27:DF:150:GLY:HA2	27:DF:172:TRP:CD2	2.44	0.53
31:DN:62:VAL:HG12	31:DN:67:LEU:HD22	1.91	0.53
1:AA:79:G:O6	1:AA:90:U:O4	2.26	0.53
1:AA:913:A:H4'	1:AA:914:A:O5'	2.09	0.53
1:AA:1005:A:N6	1:AA:1024:G:H4'	2.23	0.53
1:AA:1132:C:H2'	1:AA:1133:G:O4'	2.08	0.53
1:AA:1316:G:H4'	14:AN:18:VAL:HG13	1.91	0.53
3:AC:130:VAL:O	3:AC:134:ILE:HG13	2.09	0.53
4:AD:64:LEU:HD23	4:AD:203:VAL:HG21	1.90	0.53
10:AJ:5:ARG:N	10:AJ:99:LYS:O	2.41	0.53
20:AT:41:ILE:HG22	20:AT:91:LEU:HD12	1.90	0.53
23:BA:1022:G:N7	31:BN:66:LYS:HE2	2.23	0.53
23:BA:1038:C:N4	23:BA:1117:G:H1	2.03	0.53
23:BA:1531:C:H42	23:BA:1538:G:H1	1.57	0.53
23:BA:2272:U:H5''	23:BA:2273:A:OP1	2.09	0.53
28:BG:48:GLU:O	28:BG:51:ARG:N	2.42	0.53
36:BS:3:ARG:HG3	36:BS:4:LEU:N	2.22	0.53
43:BZ:54:HIS:ND1	43:BZ:101:PRO:HG3	2.24	0.53
43:BZ:68:PRO:O	43:BZ:91:LEU:HB2	2.08	0.53
1:CA:964:A:N3	1:CA:969:A:O2'	2.31	0.53
1:CA:1142:G:H3'	1:CA:1143:G:C8	2.41	0.53
1:CA:1192:C:N3	1:CA:1193:G:H1'	2.24	0.53
1:CA:1357:A:H3'	1:CA:1358:U:C6	2.43	0.53
23:DA:1108:U:O2'	23:DA:1109:C:O5'	2.27	0.53
23:DA:1899:G:N3	23:DA:1899:G:H2'	2.24	0.53
30:DI:98:ALA:O	30:DI:101:LEU:N	2.42	0.53
1:AA:102:G:H2'	1:AA:103:C:C6	2.44	0.53
1:AA:625:G:H2'	1:AA:626:U:H6	1.74	0.53

Continued on next page...

Continued from previous page...

Atom-1	Atom-2	Interatomic distance (Å)	Clash overlap (Å)
1:AA:982:U:O2	1:AA:1222:G:N1	2.41	0.53
10:AJ:10:GLY:N	10:AJ:16:LEU:HD12	2.23	0.53
23:BA:588:U:H2'	23:BA:589:C:C6	2.43	0.53
23:BA:2114:A:H2'	23:BA:2115:G:O4'	2.08	0.53
23:BA:2805:G:H2'	23:BA:2807:G:H8	1.74	0.53
27:BF:150:GLY:HA2	27:BF:172:TRP:CD2	2.43	0.53
1:CA:437:U:O3'	4:CD:125:HIS:NE2	2.36	0.53
1:CA:1009:G:N2	1:CA:1020:U:O2'	2.41	0.53
1:CA:1014:A:H5'	19:CS:14:HIS:ND1	2.24	0.53
3:CC:12:LEU:HD11	14:CN:51:GLY:CA	2.39	0.53
3:CC:33:LEU:HG	3:CC:34:LEU:N	2.23	0.53
23:DA:813:U:H2'	23:DA:814:C:C6	2.44	0.53
23:DA:1434:A:H61	23:DA:1558:A:N6	2.06	0.53
23:DA:2115:G:O2'	23:DA:2166:G:N2	2.42	0.53
23:DA:2144:U:H1'	23:DA:2147:G:H1	1.72	0.53
25:DD:20:ASP:OD2	25:DD:22:SER:OG	2.20	0.53
27:DF:107:LYS:HE3	27:DF:205:ARG:O	2.08	0.53
30:DI:14:ASP:O	30:DI:17:GLN:HB3	2.09	0.53
30:DI:134:PRO:C	30:DI:136:VAL:H	2.12	0.53
42:DY:23:ARG:NH1	42:DY:23:ARG:HB2	2.23	0.53
42:DY:51:VAL:HG22	42:DY:58:GLY:H	1.73	0.53
44:D0:53:MET:HG3	44:D0:59:LEU:CD2	2.38	0.53
1:AA:999:C:H2'	1:AA:1000:U:C6	2.44	0.53
1:AA:1039:C:H2'	1:AA:1040:U:C6	2.44	0.53
1:AA:1067:A:H4'	1:AA:1387:G:O2'	2.09	0.53
1:AA:1160:G:C5	1:AA:1161:C:H5	2.28	0.53
1:AA:1201:A:H4'	1:AA:1202:G:O5'	2.09	0.53
3:AC:113:ALA:HB3	3:AC:114:PRO:HD3	1.89	0.53
12:AL:5:PRO:HB2	12:AL:10:LEU:HD11	1.89	0.53
23:BA:1031:G:H21	53:B9:36:GLN:HE22	1.56	0.53
23:BA:1899:G:H2'	23:BA:1899:G:N3	2.22	0.53
25:BD:44:ASN:OD1	25:BD:46:GLN:HB2	2.09	0.53
34:BQ:12:GLN:HG2	34:BQ:73:PRO:HD2	1.91	0.53
1:CA:1131:G:H2'	1:CA:1132:C:C6	2.44	0.53
3:CC:122:GLU:HA	3:CC:125:GLU:OE2	2.08	0.53
9:CI:4:TYR:CD1	9:CI:87:GLN:HG3	2.44	0.53
23:DA:271(E):U:H2'	23:DA:271(F):C:H6	1.72	0.53
23:DA:638:G:H2'	23:DA:639:U:C6	2.43	0.53
23:DA:1593:G:H2'	23:DA:1594:G:C8	2.44	0.53
28:DG:134:GLY:HA2	28:DG:156:ASP:HA	1.91	0.53
47:D3:4:LEU:O	47:D3:36:VAL:HA	2.08	0.53

Continued on next page...

Continued from previous page...

Atom-1	Atom-2	Interatomic distance (Å)	Clash overlap (Å)
1:AA:943:U:H1'	9:AI:124:GLN:OE1	2.08	0.52
6:AF:41:GLU:O	6:AF:43:LEU:HD12	2.10	0.52
8:AH:6:ILE:HB	8:AH:85:ARG:HH12	1.72	0.52
8:AH:112:LEU:HA	8:AH:134:ILE:HG12	1.90	0.52
13:AM:97:PRO:HB3	13:AM:101:GLN:NE2	2.23	0.52
14:AN:34:TYR:C	14:AN:36:PHE:H	2.12	0.52
23:BA:226:G:H21	23:BA:228:A:N6	2.05	0.52
23:BA:974:G:O6	56:BA:4102:HOH:O	2.19	0.52
23:BA:2144:U:O2'	23:BA:2145:C:H2'	2.08	0.52
23:BA:2557:G:H2'	23:BA:2558:C:C6	2.44	0.52
30:BI:68:LEU:C	30:BI:70:GLU:H	2.12	0.52
1:CA:428:G:H4'	1:CA:429:U:O5'	2.09	0.52
1:CA:1107:C:C4	1:CA:1108:G:C8	2.97	0.52
1:CA:1142:G:H2'	1:CA:1143:G:O4'	2.08	0.52
1:CA:1353:G:H2'	1:CA:1354:C:C6	2.44	0.52
9:CI:95:LYS:O	9:CI:99:LEU:N	2.34	0.52
13:CM:31:LYS:HA	13:CM:34:LEU:HB2	1.90	0.52
21:CU:9:ARG:O	21:CU:13:ILE:HG13	2.09	0.52
23:DA:1507:A:O2'	23:DA:1508:A:O5'	2.17	0.52
28:DG:106:LEU:HG	28:DG:111:LEU:HG	1.91	0.52
1:AA:323:U:O3'	20:AT:22:ARG:HD3	2.10	0.52
1:AA:984:C:H2'	1:AA:985:C:H6	1.74	0.52
1:AA:1016:A:H8	1:AA:1016:A:O5'	1.92	0.52
4:AD:101:LEU:HD23	4:AD:121:VAL:HG11	1.91	0.52
7:AG:12:LEU:HB2	7:AG:21:VAL:HG13	1.92	0.52
7:AG:42:ILE:O	7:AG:46:ALA:N	2.39	0.52
23:BA:2712:U:O2'	23:BA:2713:A:H5'	2.09	0.52
25:BD:232:PRO:HA	56:BD:406:HOH:O	2.07	0.52
26:BE:111:ARG:HG3	26:BE:160:TYR:CD1	2.44	0.52
1:CA:1192:C:N4	1:CA:1193:G:N3	2.56	0.52
7:CG:116:ALA:HA	7:CG:119:ARG:HG3	1.90	0.52
27:DF:185:ASP:HA	27:DF:188:ARG:HD3	1.90	0.52
35:DR:81:ASP:O	35:DR:85:PRO:HG2	2.09	0.52
42:DY:28:LYS:CG	42:DY:40:GLU:HG2	2.39	0.52
1:AA:21:G:H2'	1:AA:22:G:C8	2.45	0.52
1:AA:1332:A:O2'	1:AA:1333:A:H5'	2.10	0.52
7:AG:41:ARG:O	7:AG:45:ASP:N	2.43	0.52
23:BA:1816:G:H1	25:BD:35:LYS:HD3	1.73	0.52
23:BA:2031:A:C6	23:BA:2498:C:H1'	2.45	0.52
23:BA:2751:G:C5	29:BH:2:SER:N	2.78	0.52
36:BS:14:VAL:O	36:BS:18:ILE:HG12	2.09	0.52

Continued on next page...

Continued from previous page...

Atom-1	Atom-2	Interatomic distance (Å)	Clash overlap (Å)
40:BW:43:GLY:O	40:BW:47:VAL:HG23	2.10	0.52
48:B4:18:CYS:SG	48:B4:39:CYS:HB2	2.49	0.52
1:CA:818:G:O2'	1:CA:819:A:H5'	2.10	0.52
2:CB:201:ILE:HG21	2:CB:214:ILE:HG21	1.90	0.52
18:CR:37:VAL:HG12	18:CR:78:LEU:HB3	1.91	0.52
23:DA:1688:U:O2	23:DA:1700:A:H5'	2.09	0.52
23:DA:1877:A:H5'	23:DA:1878:G:OP2	2.09	0.52
23:DA:2751:G:C5	29:DH:2:SER:N	2.77	0.52
36:DS:59:LYS:HB3	36:DS:60:GLY:HA2	1.90	0.52
43:DZ:52:SER:OG	43:DZ:53:ILE:N	2.42	0.52
44:D0:53:MET:HG3	44:D0:59:LEU:HD23	1.92	0.52
1:AA:3:G:O2'	1:AA:4:U:OP2	2.19	0.52
1:AA:473:G:H2'	1:AA:474:G:H8	1.75	0.52
1:AA:988:G:O2'	1:AA:1016:A:N1	2.34	0.52
1:AA:1085:U:H3'	1:AA:1086:U:C5	2.43	0.52
1:AA:1106:G:C5	1:AA:1107:C:C5	2.97	0.52
12:AL:34:ARG:O	12:AL:61:THR:HG23	2.09	0.52
23:BA:1779:U:H6	23:BA:1784:A:H62	1.57	0.52
23:BA:2133:G:H2'	23:BA:2157:G:H22	1.75	0.52
52:B8:28:GLY:O	52:B8:36:LYS:NZ	2.43	0.52
1:CA:1133:G:H2'	1:CA:1134:G:C8	2.44	0.52
5:CE:68:GLU:HG2	5:CE:70:PRO:HD3	1.92	0.52
9:CI:11:LYS:O	9:CI:12:GLU:HB2	2.09	0.52
9:CI:46:ALA:O	9:CI:49:PRO:HD2	2.09	0.52
23:DA:1429:G:H2'	23:DA:1430:C:C6	2.44	0.52
23:DA:1946:U:H2'	23:DA:1947:C:C6	2.44	0.52
23:DA:2198:A:O5'	30:DI:33:ARG:NH2	2.42	0.52
23:DA:2206:G:H5'	23:DA:2207:G:N7	2.24	0.52
23:DA:2227:A:OP2	56:DA:3995:HOH:O	2.18	0.52
23:DA:2309:A:N6	23:DA:2310:A:N1	2.57	0.52
25:DD:10:THR:OG1	25:DD:13:ARG:HB2	2.10	0.52
27:DF:108:LYS:O	27:DF:112:MET:HG3	2.09	0.52
1:AA:1335:C:H4'	1:AA:1336:C:C5	2.44	0.52
3:AC:34:LEU:HA	3:AC:37:GLN:HB2	1.91	0.52
8:AH:9:MET:HG3	8:AH:26:VAL:HG11	1.92	0.52
23:BA:1815:A:OP2	25:BD:54:ARG:NH2	2.40	0.52
23:BA:2014:A:OP1	56:BA:4833:HOH:O	2.18	0.52
23:BA:2815:C:H5'	49:B5:29:THR:HG21	1.90	0.52
23:BA:2887:U:H2'	23:BA:2888:C:H6	1.74	0.52
29:BH:24:VAL:HG13	29:BH:37:VAL:HG21	1.92	0.52
1:CA:322:C:H4'	20:CT:23:ARG:HD2	1.90	0.52

Continued on next page...

Continued from previous page...

Atom-1	Atom-2	Interatomic distance (Å)	Clash overlap (Å)
7:CG:77:SER:HA	7:CG:86:GLN:HA	1.91	0.52
8:CH:124:ALA:HB1	8:CH:129:VAL:O	2.10	0.52
23:DA:542:C:H2'	23:DA:543:C:C6	2.44	0.52
23:DA:686:G:O6	51:D7:12:ARG:HD2	2.09	0.52
24:DB:52:A:O2'	24:DB:53:A:N3	2.38	0.52
36:DS:56:LEU:O	36:DS:58:LEU:HD23	2.09	0.52
44:D0:51:VAL:N	44:D0:62:LEU:HD12	2.25	0.52
52:D8:39:LYS:HA	52:D8:42:ARG:NH1	2.24	0.52
1:AA:375:U:H4'	16:AP:17:TYR:CE2	2.44	0.52
1:AA:583:A:H2'	1:AA:584:G:O4'	2.09	0.52
1:AA:940:C:N4	1:AA:1343:G:H1	2.06	0.52
1:AA:1131:G:N2	1:AA:1143:G:O2'	2.42	0.52
10:AJ:47:PHE:CE1	10:AJ:65:LEU:HB2	2.45	0.52
12:AL:102:ARG:HB3	12:AL:108:ALA:O	2.09	0.52
18:AR:59:SER:OG	18:AR:60:ALA:N	2.42	0.52
23:BA:2567:G:H2'	23:BA:2568:C:C6	2.44	0.52
26:BE:170:LEU:HB3	26:BE:184:VAL:HG22	1.90	0.52
35:BR:37:THR:OG1	35:BR:40:LYS:HG3	2.09	0.52
42:BY:23:ARG:NH1	42:BY:23:ARG:HB2	2.24	0.52
43:BZ:92:SER:O	43:BZ:130:PRO:HG2	2.10	0.52
1:CA:110:C:H2'	1:CA:111:G:O4'	2.10	0.52
1:CA:737:A:H2'	1:CA:738:C:C6	2.45	0.52
1:CA:1362:C:H2'	1:CA:1363:C:H5''	1.91	0.52
2:CB:18:GLY:HA2	2:CB:42:ILE:HG13	1.90	0.52
13:CM:91:ARG:HB2	13:CM:98:VAL:HG13	1.90	0.52
23:DA:263:C:H2'	23:DA:264:C:O4'	2.09	0.52
23:DA:1531:C:H42	23:DA:1538:G:H1	1.56	0.52
23:DA:1607:C:H4'	23:DA:1608:A:O5'	2.10	0.52
23:DA:1858:G:H2'	23:DA:1883:G:H22	1.75	0.52
23:DA:2206:G:H2'	23:DA:2207:G:C2	2.45	0.52
23:DA:2238:G:N7	56:DA:3622:HOH:O	2.34	0.52
24:DB:113:G:H2'	24:DB:114:C:C6	2.44	0.52
29:DH:71:LEU:HA	29:DH:74:ASN:HB2	1.92	0.52
37:DT:55:ASN:N	37:DT:59:THR:HG22	2.25	0.52
1:AA:38:G:C2	1:AA:397:A:C2	2.98	0.52
1:AA:652:U:O4	1:AA:752:G:O2'	2.21	0.52
1:AA:801:U:H2'	1:AA:802:A:C8	2.44	0.52
1:AA:947:G:N2	1:AA:1235:U:H1'	2.25	0.52
1:AA:1220:G:H1'	19:AS:52:TYR:HD2	1.72	0.52
4:AD:79:PHE:HD2	4:AD:80:GLU:N	2.01	0.52
23:BA:975(A):G:H1'	23:BA:990:A:C2	2.44	0.52

Continued on next page...

Continued from previous page...

Atom-1	Atom-2	Interatomic distance (Å)	Clash overlap (Å)
1:CA:20:U:H2'	1:CA:21:G:O4'	2.10	0.52
1:CA:940:C:N4	1:CA:1343:G:H1	2.07	0.52
1:CA:1279:A:H61	3:CC:26:LYS:HZ2	1.58	0.52
23:DA:1721:G:H5'	23:DA:1722:A:OP2	2.10	0.52
23:DA:2298:A:H2'	23:DA:2299:G:O4'	2.09	0.52
31:DN:99:LEU:O	31:DN:103:VAL:HG23	2.10	0.52
33:DP:148:LEU:HD23	33:DP:148:LEU:H	1.74	0.52
34:DQ:57:HIS:HD2	34:DQ:117:ALA:HB2	1.75	0.52
37:DT:99:LEU:O	37:DT:101:PHE:N	2.42	0.52
42:DY:43:ASN:OD1	42:DY:65:ALA:HB3	2.09	0.52
9:AI:95:LYS:O	9:AI:99:LEU:HG	2.10	0.52
23:BA:725:G:C6	23:BA:726:G:N1	2.78	0.52
23:BA:1503:U:H2'	23:BA:1504:C:C6	2.44	0.52
23:BA:2102:U:O2	23:BA:2187:G:O6	2.27	0.52
23:BA:2483:C:N3	34:BQ:124:LYS:NZ	2.58	0.52
23:BA:2854:G:H2'	23:BA:2855:C:C6	2.45	0.52
24:BB:105:A:OP1	43:BZ:72:ARG:NH1	2.43	0.52
1:CA:160:A:H2'	1:CA:161:A:O4'	2.10	0.52
1:CA:1004:A:H2'	1:CA:1036:G:C6	2.44	0.52
1:CA:1128:C:H5	1:CA:1139:G:HO2'	1.54	0.52
4:CD:134:ASP:OD2	4:CD:135:LEU:HD13	2.10	0.52
9:CI:17:VAL:HG22	9:CI:63:ILE:HG23	1.91	0.52
23:DA:934:G:H2'	23:DA:935:C:C6	2.45	0.52
23:DA:2273:A:H2'	23:DA:2274:A:C8	2.45	0.52
1:AA:517:G:N2	1:AA:531:U:H5'	2.25	0.52
1:AA:528:C:N4	12:AL:49:ASN:OD1	2.43	0.52
1:AA:622:A:OP2	1:AA:623:C:N4	2.39	0.52
1:AA:1034:G:H2'	1:AA:1034:G:N3	2.24	0.52
1:AA:1097:C:H1'	1:AA:1170:A:H1'	1.91	0.52
1:AA:1117:G:H3'	1:AA:1118:C:H5	1.75	0.52
5:AE:32:VAL:HB	5:AE:58:ALA:HB1	1.92	0.52
20:AT:56:MET:HE1	20:AT:85:MET:HG2	1.92	0.52
23:BA:795:C:H2'	23:BA:796:C:C6	2.45	0.52
23:BA:863:A:H2'	23:BA:864:G:H8	1.75	0.52
28:BG:111:LEU:HD22	28:BG:114:ILE:HD11	1.91	0.52
29:BH:40:GLU:OE2	29:BH:60:ARG:NH1	2.42	0.52
38:BU:74:LEU:HD11	38:BU:110:VAL:HG13	1.92	0.52
39:BV:16:PRO:HA	39:BV:96:ILE:HG22	1.91	0.52
1:CA:193:C:H2'	1:CA:194:C:C6	2.45	0.52
1:CA:538:G:OP2	12:CL:115:LYS:HB2	2.10	0.52
1:CA:673:G:H2'	1:CA:674:G:H8	1.70	0.52

Continued on next page...

Continued from previous page...

Atom-1	Atom-2	Interatomic distance (Å)	Clash overlap (Å)
1:CA:735:C:H2'	1:CA:736:C:H6	1.75	0.52
1:CA:1238:A:OP2	1:CA:1300:G:N2	2.42	0.52
1:CA:1277:C:H2'	1:CA:1278:U:H5'	1.91	0.52
3:CC:18:TRP:CD1	14:CN:54:PRO:HA	2.45	0.52
23:DA:234:C:H2'	23:DA:235:U:O4'	2.10	0.52
23:DA:1474:C:N4	56:DA:3952:HOH:O	2.42	0.52
23:DA:2820:A:C5	35:DR:4:LEU:HD11	2.45	0.52
25:DD:172:TYR:CD1	25:DD:186:HIS:HA	2.45	0.52
36:DS:58:LEU:HD12	36:DS:65:VAL:HG13	1.91	0.52
45:D1:23:LYS:HG2	45:D1:29:GLY:HA3	1.92	0.52
1:AA:152:A:N6	1:AA:170:U:N3	2.57	0.52
1:AA:993:G:C8	1:AA:1213:A:N6	2.78	0.52
1:AA:1254:C:O4'	1:AA:1356:G:H5''	2.10	0.52
8:AH:85:ARG:HG3	8:AH:85:ARG:HH11	1.75	0.52
23:BA:217:G:OP2	56:BA:3945:HOH:O	2.19	0.52
23:BA:1048:A:O2'	23:BA:1049:C:OP2	2.25	0.52
23:BA:2250:G:O2'	23:BA:2496:C:OP1	2.20	0.52
1:CA:473:G:H2'	1:CA:474:G:H8	1.74	0.52
1:CA:626:U:C2	1:CA:627:G:C8	2.97	0.52
1:CA:1084:G:H5''	1:CA:1086:U:C5	2.44	0.52
5:CE:57:LYS:HB3	5:CE:61:TYR:HE2	1.74	0.52
23:DA:1309:G:P	51:D7:9:ARG:HD3	2.50	0.52
23:DA:1833:U:H2'	23:DA:1834:U:H6	1.75	0.52
29:DH:139:GLN:HG3	29:DH:140:LYS:N	2.25	0.52
1:AA:947:G:N1	1:AA:1234:C:O2	2.37	0.51
1:AA:1014:A:C6	1:AA:1015:A:N6	2.78	0.51
1:AA:1130:A:N6	1:AA:1144:G:N3	2.57	0.51
1:AA:1251:A:H4'	1:AA:1370:G:H5'	1.93	0.51
1:AA:1368:G:H5''	9:AI:112:LYS:HB3	1.93	0.51
3:AC:118:GLN:HA	3:AC:187:ALA:HB3	1.92	0.51
23:BA:1005:C:O2'	31:BN:28:THR:HG21	2.10	0.51
27:BF:103:LYS:HA	27:BF:106:ARG:HG3	1.93	0.51
28:BG:16:ARG:HH21	28:BG:31:VAL:HB	1.74	0.51
31:BN:102:ALA:O	31:BN:106:MET:HG3	2.09	0.51
1:CA:191:G:N2	20:CT:103:GLY:HA2	2.20	0.51
1:CA:1234:C:H1'	1:CA:1364:U:O2	2.10	0.51
1:CA:1291:G:H4'	9:CI:38:GLN:O	2.09	0.51
9:CI:4:TYR:CE2	9:CI:88:TYR:HD1	2.27	0.51
18:CR:66:LEU:O	18:CR:70:ILE:HG13	2.09	0.51
23:DA:323:G:C8	27:DF:171:PRO:HG3	2.45	0.51
23:DA:493:G:H2'	23:DA:494:G:O4'	2.10	0.51

Continued on next page...

Continued from previous page...

Atom-1	Atom-2	Interatomic distance (Å)	Clash overlap (Å)
23:DA:1165:U:H2'	23:DA:1166:C:C6	2.45	0.51
27:DF:53:THR:HG22	27:DF:56:GLU:HG3	1.92	0.51
29:DH:43:VAL:HG22	29:DH:52:VAL:HG22	1.92	0.51
32:DO:25:LEU:HD12	32:DO:38:VAL:HG12	1.92	0.51
50:D6:34:LEU:HD22	50:D6:36:LEU:HD11	1.91	0.51
1:AA:185:A:H2'	1:AA:186:C:C6	2.45	0.51
1:AA:1360:A:H2'	1:AA:1360:A:N3	2.25	0.51
1:AA:1490:C:H2'	1:AA:1491:G:O4'	2.10	0.51
6:AF:97:PHE:N	18:AR:30:ASP:OD1	2.36	0.51
7:AG:20:ASP:HB3	7:AG:23:VAL:HG23	1.91	0.51
23:BA:566:U:H5''	33:BP:29:LYS:HE3	1.92	0.51
23:BA:587:C:O2	33:BP:33:ARG:NH2	2.32	0.51
23:BA:720:C:H2'	23:BA:721:C:H6	1.75	0.51
23:BA:2163:C:OP2	23:BA:2164:C:N4	2.42	0.51
31:BN:47:ALA:HB2	31:BN:112:LEU:HD11	1.91	0.51
35:BR:36:THR:HG22	35:BR:37:THR:H	1.74	0.51
43:BZ:102:LEU:HD13	43:BZ:123:ASP:HA	1.92	0.51
46:B2:44:LEU:HG	46:B2:45:SER:O	2.10	0.51
1:CA:359:U:H2'	1:CA:360:A:H8	1.74	0.51
1:CA:626:U:H2'	1:CA:627:G:H8	1.74	0.51
1:CA:925:G:H5''	1:CA:926:G:OP1	2.09	0.51
1:CA:1182:G:H4'	1:CA:1183:A:C5'	2.41	0.51
4:CD:110:PHE:N	4:CD:110:PHE:CD1	2.77	0.51
23:DA:9:U:O2'	23:DA:10:G:OP1	2.28	0.51
23:DA:1466:G:HO2'	23:DA:1546:C:HO2'	1.49	0.51
23:DA:2582:G:C2	23:DA:2583:G:C8	2.98	0.51
49:D5:41:PRO:O	49:D5:44:THR:OG1	2.28	0.51
1:AA:176:C:H2'	1:AA:177:C:C6	2.45	0.51
1:AA:266:G:H5''	1:AA:267:C:C5	2.45	0.51
1:AA:828:A:H2'	1:AA:829:G:O4'	2.10	0.51
1:AA:1133:G:H1	1:AA:1141:C:H42	1.57	0.51
1:AA:1442(B):A:O2'	1:AA:1443:G:OP2	2.26	0.51
4:AD:104:VAL:HA	4:AD:107:ARG:HB2	1.93	0.51
23:BA:2275:C:H6	23:BA:2275:C:H5'	1.75	0.51
23:BA:2305:A:H2'	23:BA:2306:C:O4'	2.10	0.51
23:BA:2727:G:O2'	32:BO:70:LYS:HE2	2.10	0.51
25:BD:142:VAL:HG23	25:BD:193:VAL:HA	1.92	0.51
28:BG:27:ASN:HB3	28:BG:30:GLU:HG3	1.93	0.51
32:BO:102:VAL:HB	32:BO:106:LEU:HD12	1.91	0.51
34:BQ:29:PHE:N	34:BQ:105:GLU:OE2	2.40	0.51
42:BY:76:CYS:CB	42:BY:79:CYS:HB2	2.35	0.51

Continued on next page...

Continued from previous page...

Atom-1	Atom-2	Interatomic distance (Å)	Clash overlap (Å)
3:CC:13:GLY:HA3	14:CN:57:ARG:HH22	1.75	0.51
4:CD:110:PHE:N	4:CD:110:PHE:HD1	2.09	0.51
20:CT:54:LYS:HA	20:CT:57:ARG:CZ	2.40	0.51
23:DA:1547:C:H2'	23:DA:1548:C:H6	1.75	0.51
23:DA:2079:U:OP1	45:D1:21:ARG:NH2	2.42	0.51
23:DA:2107:C:H41	23:DA:2108:C:H42	1.58	0.51
23:DA:2734:A:H2'	23:DA:2735:G:O4'	2.11	0.51
25:DD:175:LEU:HD12	25:DD:185:VAL:HG21	1.91	0.51
33:DP:26:GLY:O	33:DP:28:GLY:N	2.44	0.51
36:DS:58:LEU:HB2	36:DS:59:LYS:HB2	1.92	0.51
1:AA:737:A:H2'	1:AA:738:C:C6	2.46	0.51
1:AA:1200:C:H4'	1:AA:1201:A:H5''	1.92	0.51
1:AA:1207:G:H3'	1:AA:1208:C:H6	1.75	0.51
23:BA:2131:G:H8	23:BA:2131:G:OP2	1.94	0.51
23:BA:2144:U:HO2'	23:BA:2145:C:H6	1.56	0.51
23:BA:2162:G:H4'	23:BA:2172:U:O2'	2.10	0.51
23:BA:2317:C:H2'	23:BA:2318:G:H5'	1.93	0.51
28:BG:41:GLN:NE2	28:BG:154:GLY:O	2.39	0.51
47:B3:43:ILE:O	47:B3:47:VAL:HG23	2.11	0.51
1:CA:37:U:O2'	1:CA:500:G:H4'	2.11	0.51
1:CA:391:G:O3'	16:CP:8:ARG:NH2	2.44	0.51
1:CA:406:G:N3	4:CD:119:GLN:NE2	2.57	0.51
1:CA:971:G:P	1:CA:1231:G:H21	2.34	0.51
1:CA:1057:G:O3'	3:CC:197:GLY:HA3	2.11	0.51
1:CA:1071:C:H2'	1:CA:1072:G:C8	2.44	0.51
1:CA:1092:A:C6	1:CA:1183:A:H2	2.28	0.51
1:CA:1133:G:H1	1:CA:1141:C:H42	1.57	0.51
9:CI:18:PHE:HB3	9:CI:20:ARG:NE	2.21	0.51
14:CN:7:ILE:HA	14:CN:23:ARG:HE	1.74	0.51
23:DA:57:C:H2'	23:DA:58:G:O4'	2.11	0.51
23:DA:903:C:H2'	23:DA:904:C:C6	2.44	0.51
23:DA:2126:A:H1'	23:DA:2127:G:OP2	2.10	0.51
23:DA:2815:C:H5'	49:D5:29:THR:HG21	1.92	0.51
34:DQ:42:ILE:HD13	34:DQ:97:VAL:HG21	1.91	0.51
43:DZ:101:PRO:O	43:DZ:102:LEU:HD12	2.10	0.51
1:AA:636:U:H5'	17:AQ:2:PRO:HG3	1.91	0.51
1:AA:1053:G:C8	1:AA:1200:C:C5	2.98	0.51
1:AA:1172:C:O5'	1:AA:1172:C:H6	1.94	0.51
1:AA:1179:A:O2'	1:AA:1180:A:O5'	2.28	0.51
2:AB:201:ILE:HG21	2:AB:214:ILE:HG21	1.92	0.51
4:AD:12:CYS:HA	4:AD:19:LEU:HD23	1.91	0.51

Continued on next page...

Continued from previous page...

Atom-1	Atom-2	Interatomic distance (Å)	Clash overlap (Å)
8:AH:57:PRO:O	8:AH:58:TYR:HD1	1.92	0.51
10:AJ:50:ILE:HB	14:AN:41:ARG:HE	1.76	0.51
23:BA:829:A:N7	23:BA:2248:C:H5'	2.25	0.51
23:BA:958:U:H5''	34:BQ:14:ARG:HD3	1.92	0.51
23:BA:1720:U:H2'	23:BA:1721:G:O4'	2.11	0.51
23:BA:1891:G:N7	56:BA:4696:HOH:O	2.32	0.51
40:BW:14:PRO:HG2	40:BW:78:GLU:HG2	1.93	0.51
42:BY:23:ARG:HB2	42:BY:23:ARG:HH11	1.76	0.51
1:CA:499:A:H4'	1:CA:500:G:H5'	1.92	0.51
1:CA:1063:C:H5''	1:CA:1064:G:H3'	1.93	0.51
1:CA:1107:C:C5'	3:CC:173:VAL:H	2.23	0.51
1:CA:1190:G:OP1	3:CC:5:ILE:HG22	2.11	0.51
6:CF:40:VAL:HG22	6:CF:42:GLU:H	1.75	0.51
9:CI:112:LYS:HA	9:CI:119:ALA:CB	2.37	0.51
13:CM:59:TYR:O	13:CM:63:THR:HB	2.11	0.51
16:CP:15:PRO:HB3	16:CP:17:TYR:HE1	1.76	0.51
23:DA:1140:C:O3'	31:DN:25:ARG:NH1	2.43	0.51
23:DA:2163:C:OP2	23:DA:2164:C:N4	2.41	0.51
23:DA:2286:A:OP1	50:D6:29:ASN:ND2	2.44	0.51
23:DA:2292:C:OP1	36:DS:17:ARG:NH2	2.43	0.51
30:DI:70:GLU:O	30:DI:74:ASN:ND2	2.43	0.51
39:DV:16:PRO:HA	39:DV:96:ILE:HG22	1.93	0.51
1:AA:618:C:N4	1:AA:621:A:N7	2.59	0.51
1:AA:714:G:H2'	1:AA:715:A:C8	2.46	0.51
1:AA:958:A:N6	19:AS:77:THR:O	2.43	0.51
13:AM:102:ARG:NH1	13:AM:104:ARG:HD3	2.25	0.51
23:BA:263:C:H2'	23:BA:264:C:O4'	2.11	0.51
23:BA:271(Q):G:O2'	23:BA:271(R):G:OP2	2.28	0.51
23:BA:1364:G:P	45:B1:3:LYS:HG2	2.51	0.51
23:BA:1946:U:H2'	23:BA:1947:C:C6	2.46	0.51
23:BA:2023:G:H5'	23:BA:2617:C:H4'	1.92	0.51
25:BD:9:TYR:CZ	25:BD:13:ARG:HG2	2.46	0.51
1:CA:382:A:H2'	1:CA:383:A:C8	2.45	0.51
1:CA:542:G:H2'	1:CA:543:C:H6	1.75	0.51
1:CA:588:G:P	56:CA:1786:HOH:O	2.69	0.51
9:CI:11:LYS:H	9:CI:104:ARG:NH2	2.09	0.51
13:CM:65:LYS:HA	13:CM:66:LEU:CB	2.41	0.51
23:DA:287:C:N3	23:DA:354:G:N1	2.46	0.51
23:DA:1779:U:H6	23:DA:1784:A:H62	1.57	0.51
23:DA:2102:U:O2	23:DA:2187:G:O6	2.29	0.51
23:DA:2114:A:H2'	23:DA:2115:G:O4'	2.11	0.51

Continued on next page...

Continued from previous page...

Atom-1	Atom-2	Interatomic distance (Å)	Clash overlap (Å)
23:DA:2572:A:N7	26:DE:145:LYS:HB2	2.25	0.51
36:DS:83:LYS:O	36:DS:111:GLU:HG3	2.11	0.51
1:AA:7:G:O2'	5:AE:120:THR:O	2.28	0.51
1:AA:101:A:H2'	1:AA:102:G:O4'	2.10	0.51
1:AA:303:A:HO2'	1:AA:555:C:HO2'	1.56	0.51
1:AA:592:G:H1	1:AA:647:C:H42	1.58	0.51
1:AA:936:C:C2	1:AA:937:A:C8	2.99	0.51
1:AA:966:G:H5''	1:AA:969:A:C5	2.45	0.51
1:AA:1357:A:H2'	1:AA:1358:U:C2	2.45	0.51
4:AD:120:LEU:HB3	4:AD:126:ILE:HD11	1.93	0.51
23:BA:529:A:H62	23:BA:2041:U:H3	1.57	0.51
23:BA:1378:A:OP1	51:B7:10:ARG:NH2	2.44	0.51
23:BA:2894:G:H2'	23:BA:2894:G:N3	2.26	0.51
31:BN:128:HIS:CE1	31:BN:135:PRO:HG2	2.45	0.51
36:BS:7:TYR:CE1	36:BS:91:PRO:HG3	2.46	0.51
37:BT:42:ILE:HG12	37:BT:84:GLN:OE1	2.10	0.51
1:CA:688:G:H2'	1:CA:689:C:C6	2.46	0.51
1:CA:1272:G:H2'	1:CA:1273:G:C8	2.45	0.51
23:DA:443:A:H1'	23:DA:1201:C:O4'	2.10	0.51
45:D1:51:VAL:HG11	45:D1:74:VAL:HG21	1.92	0.51
46:D2:29:LYS:HD3	46:D2:57:ILE:HD13	1.92	0.51
1:AA:560:U:H4'	1:AA:561:U:O5'	2.10	0.51
1:AA:599:C:H5''	8:AH:95:VAL:O	2.11	0.51
1:AA:874:G:C6	1:AA:875:C:C4	2.98	0.51
1:AA:932:C:N4	1:AA:933:G:O6	2.44	0.51
1:AA:987:G:H1'	19:AS:52:TYR:OH	2.10	0.51
1:AA:1133:G:H2'	1:AA:1134:G:C8	2.45	0.51
1:AA:1373:G:O5'	1:AA:1373:G:H8	1.93	0.51
2:AB:88:ALA:HB2	2:AB:219:VAL:HG13	1.92	0.51
2:AB:163:PHE:HD1	2:AB:164:VAL:N	2.09	0.51
12:AL:55:VAL:HG22	12:AL:68:ALA:O	2.11	0.51
13:AM:108:ARG:NE	13:AM:114:ARG:HH12	2.09	0.51
23:BA:188:G:H1	23:BA:208:C:H42	1.59	0.51
1:CA:303:A:HO2'	1:CA:555:C:HO2'	1.57	0.51
3:CC:68:VAL:HG12	3:CC:70:VAL:HG23	1.92	0.51
4:CD:3:ARG:O	4:CD:5:ILE:HG12	2.10	0.51
23:DA:995:C:OP2	38:DU:54:LYS:HE3	2.11	0.51
23:DA:1358:G:H2'	23:DA:1359:A:H2	1.76	0.51
25:DD:71:ASP:OD1	25:DD:103:ARG:NH2	2.35	0.51
28:DG:60:LEU:O	28:DG:64:THR:N	2.40	0.51
34:DQ:5:ARG:O	43:DZ:194:PRO:HD2	2.11	0.51

Continued on next page...

Continued from previous page...

Atom-1	Atom-2	Interatomic distance (Å)	Clash overlap (Å)
41:DX:11:PRO:HD3	46:D2:37:PHE:CE2	2.46	0.51
46:D2:48:HIS:O	46:D2:52:ASP:HB2	2.11	0.51
1:AA:192:U:H2'	1:AA:193:C:C6	2.46	0.51
1:AA:935:A:H2'	1:AA:936:C:O4'	2.11	0.51
1:AA:1125:U:H5'	1:AA:1126:U:C5	2.36	0.51
1:AA:1273:G:H3'	1:AA:1274:G:C8	2.31	0.51
1:AA:1358:U:OP2	1:AA:1359:C:N4	2.44	0.51
11:AK:32:ILE:HD11	11:AK:68:ALA:HB1	1.92	0.51
23:BA:458:G:O2'	51:B7:39:ARG:HD3	2.11	0.51
23:BA:1379:A:H4'	23:BA:1380:G:OP2	2.10	0.51
23:BA:1547:C:H2'	23:BA:1548:C:C6	2.46	0.51
23:BA:1547:C:H2'	23:BA:1548:C:H6	1.74	0.51
23:BA:1935:G:H1'	23:BA:1964:G:N2	2.26	0.51
32:BO:25:LEU:HD12	32:BO:38:VAL:HG12	1.93	0.51
42:BY:43:ASN:OD1	42:BY:65:ALA:HB3	2.11	0.51
50:B6:9:LEU:HD21	50:B6:25:LYS:HB3	1.92	0.51
1:CA:266:G:H5''	1:CA:267:C:C5	2.46	0.51
1:CA:279:A:H4'	1:CA:280:C:H5''	1.92	0.51
1:CA:669:U:H2'	1:CA:670:G:H8	1.76	0.51
1:CA:950:U:H1'	1:CA:971:G:C4	2.46	0.51
1:CA:1486:G:H2'	1:CA:1487:G:O4'	2.11	0.51
3:CC:18:TRP:HE1	14:CN:55:GLY:N	2.09	0.51
1:AA:110:C:H2'	1:AA:111:G:O4'	2.10	0.51
1:AA:544:G:C2	1:AA:545:C:C2	2.99	0.51
1:AA:937:A:H1'	1:AA:1379:G:N2	2.26	0.51
1:AA:1000:U:O2	1:AA:1041:A:N1	2.43	0.51
1:AA:1064:G:H22	1:AA:1190:G:H2'	1.75	0.51
1:AA:1131:G:H2'	1:AA:1132:C:C6	2.46	0.51
1:AA:1300:G:O2'	1:AA:1301:U:OP2	2.26	0.51
1:AA:1307:U:O5'	1:AA:1307:U:H6	1.93	0.51
2:AB:24:TRP:CE3	2:AB:26:PRO:HA	2.45	0.51
7:AG:156:TRP:N	7:AG:156:TRP:HE3	2.08	0.51
23:BA:863:A:H2'	23:BA:864:G:C8	2.46	0.51
23:BA:1143:A:OP1	31:BN:25:ARG:NH2	2.44	0.51
23:BA:1614:A:C2	40:BW:93:ALA:HB2	2.46	0.51
23:BA:2408:U:OP2	56:BA:4306:HOH:O	2.18	0.51
23:BA:2815:C:H2'	23:BA:2816:C:H6	1.76	0.51
24:BB:77:U:OP1	43:BZ:19:ARG:NH2	2.44	0.51
1:CA:233:C:H2'	1:CA:234:C:H6	1.75	0.51
1:CA:327:A:O2'	1:CA:329:A:H8	1.94	0.51
1:CA:1003:G:H2'	1:CA:1004:A:C4'	2.41	0.51

Continued on next page...

Continued from previous page...

Atom-1	Atom-2	Interatomic distance (Å)	Clash overlap (Å)
1:CA:1441:G:H4'	1:CA:1442:G:N7	2.25	0.51
2:CB:16:HIS:HA	2:CB:210:SER:OG	2.11	0.51
3:CC:134:ILE:HG22	3:CC:168:ALA:HB3	1.92	0.51
23:DA:2420:C:OP2	52:D8:33:ASN:HB2	2.11	0.51
24:DB:43:C:H4'	28:DG:66:GLN:OE1	2.11	0.51
25:DD:12:SER:HB3	25:DD:208:LYS:HB3	1.91	0.51
45:D1:82:LEU:HA	45:D1:85:LEU:HD23	1.92	0.51
1:AA:109:A:C6	1:AA:326:G:C6	2.99	0.50
1:AA:649:G:H2'	1:AA:650:G:H8	1.76	0.50
1:AA:947:G:H22	1:AA:1235:U:H1'	1.76	0.50
1:AA:1323:G:O6	1:AA:1324:A:N6	2.44	0.50
2:AB:87:ARG:CZ	2:AB:233:SER:HB2	2.41	0.50
4:AD:64:LEU:HB2	4:AD:198:VAL:HG11	1.92	0.50
7:AG:69:VAL:HA	7:AG:138:LYS:HB2	1.93	0.50
12:AL:45:PRO:HG3	12:AL:53:ARG:HH11	1.75	0.50
13:AM:22:ILE:HG23	13:AM:67:GLU:HG2	1.93	0.50
14:AN:59:ALA:O	14:AN:60:SER:HB3	2.10	0.50
23:BA:7:G:H2'	23:BA:8:A:O4'	2.10	0.50
23:BA:2108:C:H3'	23:BA:2108:C:H6	1.76	0.50
23:BA:2126:A:H1'	23:BA:2127:G:OP2	2.11	0.50
1:CA:21:G:H2'	1:CA:22:G:C8	2.46	0.50
1:CA:50:A:H1'	1:CA:52:G:C8	2.45	0.50
1:CA:69:G:C2	1:CA:70:G:C5	2.99	0.50
1:CA:1028:C:N4	1:CA:1034:G:C2	2.78	0.50
1:CA:1160:G:H1	1:CA:1176:A:N6	2.03	0.50
1:CA:1237:C:N3	1:CA:1337:G:N2	2.54	0.50
1:CA:1266:G:N2	1:CA:1268:A:H8	2.08	0.50
7:CG:9:VAL:HG13	7:CG:94:ARG:HH21	1.76	0.50
9:CI:87:GLN:HA	9:CI:87:GLN:HE21	1.76	0.50
23:DA:2131:G:OP2	23:DA:2131:G:H8	1.93	0.50
36:DS:7:TYR:CE1	36:DS:91:PRO:HG3	2.46	0.50
40:DW:19:LEU:HB3	49:D5:25:LEU:HD11	1.93	0.50
41:DX:41:ASN:O	41:DX:45:THR:HG23	2.12	0.50
43:DZ:110:GLY:HA3	43:DZ:174:VAL:HG11	1.93	0.50
47:D3:6:VAL:HG12	47:D3:54:VAL:HG11	1.93	0.50
1:AA:971:G:OP1	1:AA:972:C:C6	2.64	0.50
1:AA:1151:A:H8	1:AA:1151:A:OP2	1.94	0.50
1:AA:1441:G:H4'	1:AA:1442:G:N7	2.25	0.50
3:AC:179:ARG:NH2	3:AC:206:GLU:OE2	2.43	0.50
23:BA:784:A:H3'	56:BA:4111:HOH:O	2.11	0.50
23:BA:1296:G:OP1	23:BA:2709:G:O2'	2.24	0.50

Continued on next page...

Continued from previous page...

Atom-1	Atom-2	Interatomic distance (Å)	Clash overlap (Å)
23:BA:1499:C:O2'	23:BA:1500:G:H5'	2.11	0.50
23:BA:2124:G:H1	23:BA:2174:C:N4	2.09	0.50
24:BB:53:A:H5'	24:BB:54:G:OP2	2.12	0.50
28:BG:58:GLN:HA	28:BG:61:ALA:HB3	1.93	0.50
37:BT:84:GLN:HE21	37:BT:85:LYS:HG2	1.76	0.50
1:CA:196:A:N3	1:CA:222:U:H1'	2.26	0.50
1:CA:660:G:H2'	1:CA:661:G:H8	1.76	0.50
1:CA:664:G:P	18:CR:64:ARG:HH21	2.33	0.50
1:CA:1041:A:H2'	1:CA:1042:G:O4'	2.10	0.50
1:CA:1400:C:H4'	1:CA:1401:G:OP2	2.11	0.50
9:CI:73:GLN:O	9:CI:77:ILE:HG13	2.10	0.50
11:CK:30:VAL:HG21	11:CK:65:ALA:HA	1.91	0.50
22:CV:30:PRO:HB3	22:CV:40:TRP:CD2	2.45	0.50
23:DA:1043:C:H2'	23:DA:1044:G:O4'	2.11	0.50
23:DA:1047:G:H2'	23:DA:1110:G:N2	2.26	0.50
23:DA:1593:G:H2'	23:DA:1594:G:H8	1.76	0.50
23:DA:2199:A:OP2	23:DA:2200:C:H5	1.94	0.50
23:DA:2305:A:H2'	23:DA:2306:C:O4'	2.11	0.50
23:DA:2439:A:H5'	23:DA:2439:A:C8	2.46	0.50
43:DZ:128:VAL:HG22	43:DZ:161:VAL:H	1.75	0.50
46:D2:69:ARG:O	46:D2:70:GLN:HB2	2.11	0.50
1:AA:509:A:C8	1:AA:509:A:H3'	2.46	0.50
1:AA:598:U:H2'	1:AA:599:C:C6	2.46	0.50
1:AA:658:G:C6	1:AA:659:U:C4	2.99	0.50
1:AA:669:U:H2'	1:AA:670:G:C8	2.46	0.50
1:AA:1013:G:H21	1:AA:1016:A:H62	1.59	0.50
1:AA:1182:G:H4'	1:AA:1184:G:H5''	1.94	0.50
13:AM:52:GLU:O	13:AM:56:LEU:HD12	2.11	0.50
14:AN:29:ARG:O	14:AN:40:CYS:HB3	2.12	0.50
17:AQ:55:ASP:HA	17:AQ:79:SER:HA	1.93	0.50
23:BA:493:G:H2'	23:BA:494:G:O4'	2.12	0.50
30:BI:83:ALA:HB2	30:BI:88:ILE:HA	1.92	0.50
1:CA:323:U:O3'	20:CT:22:ARG:HD3	2.11	0.50
9:CI:48:GLU:HB3	9:CI:101:PHE:CZ	2.46	0.50
13:CM:97:PRO:HD3	13:CM:110:ARG:HB3	1.93	0.50
23:DA:639:U:H2'	23:DA:640:C:H6	1.77	0.50
23:DA:1141:U:H4'	23:DA:1142(A):A:O4'	2.11	0.50
23:DA:1377:G:O6	56:DA:3681:HOH:O	2.19	0.50
23:DA:1816:G:H1	25:DD:35:LYS:HD3	1.76	0.50
30:DI:87:LYS:HA	30:DI:121:LYS:O	2.11	0.50
31:DN:33:LEU:HD12	31:DN:38:HIS:CE1	2.47	0.50

Continued on next page...

Continued from previous page...

Atom-1	Atom-2	Interatomic distance (Å)	Clash overlap (Å)
43:DZ:24:LEU:HB2	43:DZ:41:LEU:HD23	1.94	0.50
1:AA:186:C:H2'	1:AA:187:C:H6	1.77	0.50
1:AA:447:G:H2'	1:AA:485:G:N2	2.27	0.50
1:AA:1230:C:N4	13:AM:105:THR:HG21	2.26	0.50
4:AD:110:PHE:N	4:AD:110:PHE:CD1	2.80	0.50
6:AF:40:VAL:HG22	6:AF:42:GLU:H	1.77	0.50
8:AH:85:ARG:NE	8:AH:87:SER:O	2.43	0.50
9:AI:83:ARG:O	9:AI:86:VAL:HG22	2.11	0.50
22:AV:31:TYR:CD2	22:AV:31:TYR:N	2.79	0.50
23:BA:83:G:N2	23:BA:103:A:OP2	2.36	0.50
23:BA:641:C:O2'	23:BA:2350:C:OP1	2.21	0.50
39:BV:58:VAL:HG12	39:BV:97:LYS:HB2	1.92	0.50
45:B1:23:LYS:HG2	45:B1:29:GLY:HA3	1.93	0.50
1:CA:169:C:C5	1:CA:170:U:C4	2.99	0.50
1:CA:509:A:C8	1:CA:509:A:H3'	2.46	0.50
1:CA:636:U:H5'	17:CQ:2:PRO:HG3	1.92	0.50
1:CA:1442(B):A:O2'	1:CA:1443:G:OP2	2.24	0.50
2:CB:149:LEU:HB3	2:CB:152:PHE:HB3	1.92	0.50
15:CO:63:ARG:NH1	15:CO:87:ILE:HD11	2.27	0.50
22:CV:13:HIS:HB2	22:CV:39:GLN:HG3	1.94	0.50
23:DA:795:C:H2'	23:DA:796:C:H6	1.77	0.50
23:DA:1638:C:H4'	23:DA:2710:C:O2	2.11	0.50
1:AA:475:G:H2'	1:AA:476:G:C8	2.46	0.50
1:AA:980:C:C2'	1:AA:981:U:H5'	2.42	0.50
1:AA:1090:U:H2'	1:AA:1091:U:H6	1.77	0.50
1:AA:1117:G:H3'	1:AA:1118:C:C5	2.45	0.50
1:AA:1227:A:O4'	19:AS:83:HIS:HB3	2.12	0.50
1:AA:1400:C:H4'	1:AA:1401:G:OP2	2.11	0.50
5:AE:135:THR:O	5:AE:138:ALA:HB3	2.12	0.50
7:AG:146:GLU:OE2	7:AG:149:ARG:NE	2.44	0.50
13:AM:103:THR:HA	13:AM:107:ALA:HB2	1.94	0.50
23:BA:247:G:H4'	23:BA:386:G:C5	2.46	0.50
23:BA:1210:A:H5'	23:BA:1210:A:C8	2.42	0.50
23:BA:1298:C:H5''	23:BA:1299:G:OP2	2.12	0.50
23:BA:2158:A:O3'	23:BA:2159:G:H8	1.94	0.50
23:BA:2206:G:H2'	23:BA:2207:G:C2	2.47	0.50
23:BA:2286:A:H4'	23:BA:2287:A:O4'	2.12	0.50
29:BH:86:GLU:HG2	29:BH:132:ARG:HG3	1.93	0.50
1:CA:649:G:H2'	1:CA:650:G:H8	1.76	0.50
1:CA:841:U:OP2	1:CA:841:U:C2	2.64	0.50
1:CA:1007:C:H2'	1:CA:1008:C:H6	1.76	0.50

Continued on next page...

Continued from previous page...

Atom-1	Atom-2	Interatomic distance (Å)	Clash overlap (Å)
1:CA:1458:G:H2'	1:CA:1458:G:N3	2.27	0.50
4:CD:7:PRO:O	4:CD:10:ARG:HB3	2.11	0.50
23:DA:863:A:H2'	23:DA:864:G:C8	2.47	0.50
23:DA:1379:A:H4'	23:DA:1380:G:OP2	2.11	0.50
23:DA:1602:U:O4	56:DA:3688:HOH:O	2.20	0.50
35:DR:21:TYR:OH	35:DR:43:GLU:HG2	2.12	0.50
36:DS:11:LYS:HG3	36:DS:91:PRO:HD3	1.92	0.50
42:DY:23:ARG:HB2	42:DY:23:ARG:HH11	1.77	0.50
1:AA:346:G:N2	1:AA:347:G:C4	2.79	0.50
1:AA:414:A:C5	1:AA:431:A:C2	3.00	0.50
1:AA:966:G:H4'	1:AA:969:A:H62	1.76	0.50
1:AA:1050:G:O6	1:AA:1208:C:N3	2.45	0.50
1:AA:1268:A:H4'	21:AU:23:PRO:HB3	1.93	0.50
9:AI:49:PRO:HG3	9:AI:101:PHE:CD2	2.47	0.50
23:BA:748:G:C8	40:BW:89:ALA:HB1	2.46	0.50
23:BA:1514:U:H2'	23:BA:1515:G:H8	1.77	0.50
23:BA:2713:A:OP1	35:BR:14:SER:OG	2.26	0.50
37:BT:55:ASN:N	37:BT:59:THR:HG22	2.26	0.50
1:CA:203:U:H4'	1:CA:204:U:OP1	2.11	0.50
1:CA:474:G:H2'	1:CA:475:G:C8	2.47	0.50
1:CA:1015:A:H2	1:CA:1218:C:O2	1.94	0.50
16:CP:28:ARG:NH1	16:CP:29:ASP:OD2	2.44	0.50
23:DA:271(N):U:O2'	23:DA:271(O):C:H5'	2.12	0.50
23:DA:1497:U:H5''	23:DA:1498:C:H5	1.77	0.50
23:DA:1720:U:H2'	23:DA:1721:G:O4'	2.11	0.50
29:DH:69:ARG:HG3	29:DH:70:THR:N	2.26	0.50
41:DX:11:PRO:HD3	46:D2:37:PHE:CZ	2.45	0.50
41:DX:27:THR:HG23	41:DX:80:ILE:HG13	1.94	0.50
1:AA:762:C:H2'	1:AA:763:G:H8	1.76	0.50
1:AA:1006:C:N3	1:AA:1023:G:O6	2.45	0.50
1:AA:1192:C:C4	1:AA:1193:G:H1'	2.46	0.50
1:AA:1533:C:H41	22:AV:11:ARG:CG	2.25	0.50
2:AB:157:ARG:HG2	2:AB:158:LEU:N	2.26	0.50
2:AB:163:PHE:HA	2:AB:185:ILE:O	2.12	0.50
3:AC:53:ALA:HB3	3:AC:69:HIS:HB3	1.94	0.50
23:BA:122:G:N7	56:BA:3885:HOH:O	2.35	0.50
23:BA:271(P):C:H2'	23:BA:271(Q):G:H5'	1.94	0.50
23:BA:760:G:H2'	23:BA:761:A:O4'	2.12	0.50
28:BG:166:ASP:O	28:BG:170:ARG:N	2.34	0.50
43:BZ:110:GLY:HA3	43:BZ:174:VAL:HG11	1.92	0.50
1:CA:450:G:H4'	16:CP:41:PRO:HB2	1.93	0.50

Continued on next page...

Continued from previous page...

Atom-1	Atom-2	Interatomic distance (Å)	Clash overlap (Å)
1:CA:982:U:N3	1:CA:1223:C:N3	2.58	0.50
1:CA:1310:G:H1	1:CA:1327:C:H42	1.60	0.50
4:CD:64:LEU:HB2	4:CD:198:VAL:HG11	1.92	0.50
9:CI:18:PHE:HB2	9:CI:62:TYR:HB3	1.94	0.50
18:CR:36:ASN:HB2	18:CR:39:VAL:HG23	1.94	0.50
23:DA:1810:A:H2'	23:DA:1811:G:O4'	2.11	0.50
30:DI:77:LEU:HB3	30:DI:142:VAL:HG12	1.94	0.50
31:DN:34:LEU:O	31:DN:49:GLY:HA3	2.11	0.50
1:AA:353:A:H5'	1:AA:353:A:C8	2.43	0.50
1:AA:818:G:O2'	1:AA:819:A:H5'	2.12	0.50
1:AA:1084:G:C5	1:AA:1085:U:C4	2.99	0.50
1:AA:1190:G:OP1	3:AC:5:ILE:HG22	2.11	0.50
1:AA:1268:A:O3'	21:AU:23:PRO:HB3	2.11	0.50
1:AA:1320:C:H2'	1:AA:1321:C:C6	2.47	0.50
2:AB:87:ARG:HG3	2:AB:233:SER:OG	2.12	0.50
4:AD:7:PRO:O	4:AD:10:ARG:HB3	2.11	0.50
4:AD:173:TRP:NE1	4:AD:174:LEU:HG	2.27	0.50
19:AS:35:SER:HA	19:AS:37:ARG:HG3	1.93	0.50
23:BA:2079:U:OP1	45:B1:21:ARG:NH2	2.45	0.50
23:BA:2236:C:H2'	23:BA:2237:G:H5'	1.93	0.50
23:BA:2298:A:H2'	23:BA:2299:G:O4'	2.11	0.50
25:BD:16:MET:HG3	25:BD:206:LEU:O	2.12	0.50
26:BE:24:THR:HG22	26:BE:186:GLY:O	2.12	0.50
30:BI:5:LEU:HD21	30:BI:12:LEU:HD13	1.93	0.50
30:BI:86:THR:HG23	30:BI:87:LYS:HB2	1.94	0.50
37:BT:1:MET:HE2	37:BT:3:ARG:HG2	1.92	0.50
43:BZ:128:VAL:HG12	43:BZ:129:SER:N	2.27	0.50
1:CA:192:U:H2'	1:CA:193:C:C6	2.47	0.50
1:CA:1387:G:H2'	1:CA:1388:C:C6	2.39	0.50
3:CC:36:ASP:HA	3:CC:39:ILE:HD12	1.93	0.50
5:CE:51:VAL:O	5:CE:55:VAL:HG23	2.11	0.50
5:CE:135:THR:O	5:CE:138:ALA:HB3	2.11	0.50
23:DA:251:A:OP1	52:D8:7:HIS:HE1	1.95	0.50
23:DA:252:G:OP2	33:DP:50:ARG:NH1	2.40	0.50
23:DA:479:A:N3	23:DA:481:G:H5''	2.25	0.50
23:DA:873:G:N2	23:DA:905:U:C2	2.80	0.50
23:DA:910:A:C5	34:DQ:13:GLN:HG3	2.47	0.50
28:DG:125:PHE:HB3	28:DG:166:ASP:CG	2.32	0.50
32:DO:64:ARG:NH1	32:DO:81:ASP:OD1	2.45	0.50
36:DS:29:PHE:CD2	36:DS:30:ARG:N	2.79	0.50
50:D6:8:LYS:HD3	52:D8:34:TRP:CD2	2.46	0.50

Continued on next page...

Continued from previous page...

Atom-1	Atom-2	Interatomic distance (Å)	Clash overlap (Å)
52:D8:32:LEU:O	52:D8:36:LYS:HE3	2.12	0.50
1:AA:20:U:H2'	1:AA:21:G:O4'	2.12	0.50
1:AA:992:U:O2'	1:AA:1043:C:N4	2.39	0.50
1:AA:1061:G:H2'	1:AA:1062:U:H6	1.76	0.50
1:AA:1206:G:H2'	1:AA:1207:G:C8	2.46	0.50
1:AA:1237:C:H5'	1:AA:1303:C:O2	2.12	0.50
1:AA:1376:U:OP1	7:AG:94:ARG:NH1	2.44	0.50
4:AD:36:ARG:HG2	4:AD:38:TYR:CZ	2.46	0.50
11:AK:15:ALA:HA	11:AK:77:MET:HA	1.94	0.50
12:AL:92:ASP:OD1	12:AL:92:ASP:N	2.44	0.50
15:AO:56:LEU:O	15:AO:60:VAL:HG23	2.12	0.50
20:AT:77:ALA:O	20:AT:81:LYS:HG3	2.12	0.50
23:BA:2267:A:H2'	56:BA:4802:HOH:O	2.11	0.50
1:CA:658:G:C6	1:CA:659:U:C4	3.00	0.50
1:CA:729:A:H2'	1:CA:730:G:H8	1.75	0.50
1:CA:1068:G:N7	1:CA:1094:G:C8	2.80	0.50
1:CA:1228:C:H2'	1:CA:1229:A:H8	1.77	0.50
1:CA:1289:A:N1	1:CA:1372:U:H5'	2.27	0.50
8:CH:6:ILE:HB	8:CH:85:ARG:NH1	2.27	0.50
23:DA:1547:C:H2'	23:DA:1548:C:C6	2.47	0.50
24:DB:38:C:O4'	36:DS:95:HIS:NE2	2.44	0.50
33:DP:38:GLN:HA	33:DP:41:ARG:HG2	1.93	0.50
1:AA:60:A:P	1:AA:60:A:H8	2.35	0.49
3:AC:156:ARG:H	3:AC:196:LEU:HD12	1.77	0.49
4:AD:59:ARG:HA	4:AD:62:GLN:HB2	1.94	0.49
4:AD:128:VAL:CG1	4:AD:129:ASN:HD22	2.22	0.49
23:BA:1839:G:C8	23:BA:1927:A:H1'	2.47	0.49
27:BF:184:TYR:CE2	27:BF:188:ARG:HD2	2.46	0.49
1:CA:1014:A:H5'	19:CS:14:HIS:CG	2.46	0.49
1:CA:1338:G:H2'	1:CA:1339:A:C8	2.47	0.49
4:CD:32:ALA:O	4:CD:36:ARG:N	2.45	0.49
7:CG:88:PRO:HB3	7:CG:145:ALA:HA	1.94	0.49
8:CH:121:ASP:N	8:CH:121:ASP:OD1	2.44	0.49
23:DA:524:U:H2'	23:DA:525:U:C6	2.47	0.49
23:DA:910:A:H62	34:DQ:12:GLN:HA	1.77	0.49
23:DA:1575:C:H2'	23:DA:1576:U:C6	2.47	0.49
23:DA:1669:A:H5''	23:DA:2550:G:OP1	2.12	0.49
23:DA:1794:U:H2'	23:DA:1795:C:C6	2.47	0.49
23:DA:1945:G:H2'	23:DA:1946:U:H6	1.77	0.49
31:DN:96:GLU:H	31:DN:96:GLU:CD	2.15	0.49
14:AN:37:PHE:HB3	14:AN:39:LEU:HD12	1.93	0.49

Continued on next page...

Continued from previous page...

Atom-1	Atom-2	Interatomic distance (Å)	Clash overlap (Å)
23:BA:1945:G:H2'	23:BA:1946:U:C6	2.47	0.49
25:BD:12:SER:HB3	25:BD:208:LYS:HB3	1.93	0.49
31:BN:62:VAL:HG12	31:BN:67:LEU:HD22	1.94	0.49
44:B0:51:VAL:N	44:B0:62:LEU:HD12	2.28	0.49
1:CA:109:A:C6	1:CA:326:G:C6	3.00	0.49
1:CA:1003:G:C4	1:CA:1004:A:H1'	2.46	0.49
1:CA:1128:C:C5'	9:CI:16:ARG:HH12	2.24	0.49
1:CA:1208:C:H2'	1:CA:1209:C:C6	2.47	0.49
6:CF:96:PRO:HB3	18:CR:30:ASP:CG	2.32	0.49
7:CG:130:GLY:HA2	7:CG:135:VAL:HG21	1.94	0.49
9:CI:21:PRO:HA	9:CI:59:PHE:HD1	1.76	0.49
10:CJ:55:LYS:C	10:CJ:57:LYS:H	2.15	0.49
17:CQ:55:ASP:HA	17:CQ:79:SER:HA	1.94	0.49
20:CT:56:MET:HE1	20:CT:85:MET:HG2	1.93	0.49
27:DF:22:ALA:HB1	27:DF:24:LEU:HD22	1.93	0.49
34:DQ:6:ARG:HG2	43:DZ:194:PRO:HG2	1.93	0.49
40:DW:46:PHE:O	40:DW:50:VAL:HG23	2.13	0.49
1:AA:577:G:C8	1:AA:816:A:C6	3.00	0.49
1:AA:952:U:H4'	1:AA:964:A:N6	2.27	0.49
1:AA:1001:A:N6	1:AA:1001(A):G:C6	2.81	0.49
1:AA:1009:G:O6	1:AA:1020:U:C2	2.65	0.49
1:AA:1067:A:H1'	1:AA:1068:G:O4'	2.12	0.49
1:AA:1325:C:H4'	21:AU:17:THR:HG21	1.93	0.49
4:AD:110:PHE:N	4:AD:110:PHE:HD1	2.10	0.49
7:AG:108:ALA:HB1	7:AG:120:ILE:HD13	1.94	0.49
11:AK:16:SER:HA	11:AK:79:SER:HB3	1.94	0.49
20:AT:76:ALA:HA	20:AT:79:ARG:NH1	2.27	0.49
23:BA:386:G:H4'	23:BA:387:U:OP2	2.12	0.49
26:BE:97:LYS:O	26:BE:100:GLU:HG3	2.12	0.49
33:BP:101:VAL:HA	33:BP:106:LEU:O	2.13	0.49
36:BS:58:LEU:HB2	36:BS:59:LYS:HB2	1.94	0.49
1:CA:951:G:H4'	1:CA:972:C:H5	1.78	0.49
1:CA:977:A:H2'	1:CA:977:A:N3	2.27	0.49
2:CB:167:PRO:HD3	2:CB:187:LEU:O	2.12	0.49
3:CC:73:PRO:HB3	3:CC:103:VAL:HG11	1.94	0.49
11:CK:69:ALA:HB1	11:CK:103:LEU:HD21	1.94	0.49
23:DA:236:C:H2'	23:DA:237:C:C6	2.47	0.49
23:DA:253:C:OP2	52:D8:5:LYS:NZ	2.37	0.49
23:DA:863:A:H2'	23:DA:864:G:H8	1.76	0.49
23:DA:946:G:P	56:DA:3960:HOH:O	2.71	0.49
27:DF:149:ASP:OD2	27:DF:149:ASP:N	2.42	0.49

Continued on next page...

Continued from previous page...

Atom-1	Atom-2	Interatomic distance (Å)	Clash overlap (Å)
1:AA:375:U:H2'	1:AA:376:G:C8	2.47	0.49
1:AA:735:C:H2'	1:AA:736:C:H6	1.77	0.49
1:AA:1072:G:H2'	1:AA:1073:U:C6	2.47	0.49
1:AA:1233:G:N2	1:AA:1364:U:H3	1.96	0.49
5:AE:110:LEU:HD12	5:AE:118:ILE:HG21	1.94	0.49
7:AG:123:GLU:OE2	7:AG:134:ALA:N	2.45	0.49
7:AG:151:TYR:O	7:AG:154:TYR:HD2	1.95	0.49
18:AR:36:ASN:HB2	18:AR:39:VAL:HG23	1.95	0.49
23:BA:271(M):G:O2'	23:BA:271(N):U:H3'	2.11	0.49
23:BA:821:A:H2'	23:BA:946:G:H5''	1.95	0.49
23:BA:1745(A):C:H5'	23:BA:1746:G:OP2	2.12	0.49
23:BA:2019:A:N7	49:B5:9:LYS:NZ	2.53	0.49
23:BA:2574:G:O2'	26:BE:143:ASN:HB3	2.12	0.49
23:BA:2818:G:O2'	23:BA:2819:G:H5'	2.12	0.49
37:BT:118:ARG:HH11	37:BT:118:ARG:HA	1.77	0.49
40:BW:40:ASN:O	40:BW:41:LYS:HG3	2.11	0.49
46:B2:29:LYS:HD3	46:B2:57:ILE:HD13	1.94	0.49
48:B4:16:CYS:HB3	48:B4:20:ASN:O	2.13	0.49
1:CA:532:A:H61	3:CC:193:TYR:HB3	1.78	0.49
1:CA:544:G:OP1	4:CD:62:GLN:NE2	2.23	0.49
1:CA:1143:G:H2'	1:CA:1144:G:C8	2.47	0.49
3:CC:138:VAL:HG22	3:CC:149:ALA:HB1	1.95	0.49
3:CC:192:THR:OG1	3:CC:193:TYR:N	2.43	0.49
5:CE:107:ARG:O	5:CE:110:LEU:N	2.45	0.49
8:CH:57:PRO:O	8:CH:58:TYR:HD1	1.95	0.49
19:CS:50:ALA:CB	19:CS:57:HIS:HB3	2.43	0.49
20:CT:77:ALA:O	20:CT:81:LYS:HG3	2.13	0.49
23:DA:856:C:O4'	44:D0:27:GLU:HB3	2.12	0.49
23:DA:902:C:H2'	23:DA:903:C:H6	1.77	0.49
23:DA:1780:A:N6	56:DA:3751:HOH:O	2.44	0.49
23:DA:2131:G:N3	23:DA:2133:G:N2	2.54	0.49
24:DB:94:C:H2'	24:DB:95:C:H6	1.76	0.49
32:DO:71:ARG:HB3	32:DO:73:ASP:OD2	2.13	0.49
32:DO:77:ILE:HG12	37:DT:74:ARG:HD3	1.95	0.49
1:AA:59:A:H3'	1:AA:331:G:H22	1.77	0.49
1:AA:1072:G:C5	1:AA:1073:U:C4	3.01	0.49
2:AB:61:LEU:HD21	2:AB:160:ASP:HB2	1.93	0.49
7:AG:26:PHE:O	7:AG:30:ILE:HG13	2.12	0.49
23:BA:1108:U:O2	23:BA:1108:U:H2'	2.12	0.49
23:BA:1914:C:H6	23:BA:1914:C:OP2	1.94	0.49
23:BA:1971:A:OP2	25:BD:242:ARG:NH2	2.45	0.49

Continued on next page...

Continued from previous page...

Atom-1	Atom-2	Interatomic distance (Å)	Clash overlap (Å)
25:BD:172:TYR:CD1	25:BD:186:HIS:HA	2.47	0.49
26:BE:52:LEU:O	26:BE:75:VAL:HG22	2.12	0.49
27:BF:185:ASP:HA	27:BF:188:ARG:HD3	1.94	0.49
40:BW:86:LEU:HD12	40:BW:87:PRO:HD2	1.93	0.49
1:CA:429:U:C3'	4:CD:22:LYS:HZ3	2.25	0.49
1:CA:920:U:C2	1:CA:921:U:C5	3.01	0.49
1:CA:1115:C:O2	1:CA:1185:G:N1	2.35	0.49
3:CC:131:ARG:HH22	5:CE:50:GLU:CD	2.16	0.49
3:CC:142:MET:HA	3:CC:146:ALA:HB3	1.95	0.49
6:CF:91:VAL:CG1	18:CR:72:ARG:HH12	2.26	0.49
23:DA:307:G:H21	23:DA:330:A:H62	1.60	0.49
23:DA:851:U:OP1	47:D3:49:LYS:HE2	2.13	0.49
23:DA:1935:G:H1'	23:DA:1964:G:N2	2.27	0.49
24:DB:111:G:H2'	24:DB:112:U:H6	1.78	0.49
27:DF:158:THR:O	27:DF:164:ARG:NH1	2.45	0.49
28:DG:41:GLN:O	28:DG:89:GLY:HA2	2.12	0.49
29:DH:70:THR:HA	29:DH:73:ALA:HB3	1.95	0.49
34:DQ:110:THR:HG23	34:DQ:113:GLN:OE1	2.12	0.49
36:DS:10:ARG:NH2	36:DS:91:PRO:HB2	2.25	0.49
1:AA:934:C:H41	1:AA:939:G:N2	2.11	0.49
1:AA:1104:G:C6	1:AA:1105:A:C5	3.00	0.49
1:AA:1228:C:H41	13:AM:104:ARG:CG	2.25	0.49
2:AB:134:GLU:O	2:AB:138:LEU:HG	2.12	0.49
3:AC:141:VAL:O	3:AC:145:GLY:N	2.45	0.49
9:AI:16:ARG:N	9:AI:64:THR:O	2.43	0.49
10:AJ:48:THR:HA	10:AJ:62:HIS:HB3	1.94	0.49
13:AM:22:ILE:HG22	13:AM:23:TYR:N	2.28	0.49
15:AO:74:ASP:OD2	15:AO:77:ARG:HB2	2.12	0.49
23:BA:265:A:H1'	23:BA:266:G:O4'	2.12	0.49
23:BA:542:C:H2'	23:BA:543:C:C6	2.48	0.49
23:BA:1155:A:OP1	38:BU:55:ARG:HD3	2.12	0.49
23:BA:1858:G:H2'	23:BA:1883:G:H22	1.77	0.49
49:B5:13:LYS:HB3	56:B5:203:HOH:O	2.13	0.49
1:CA:728:A:H2'	1:CA:729:A:C8	2.47	0.49
1:CA:1135:U:O2'	1:CA:1137:C:H5'	2.12	0.49
2:CB:32:ILE:HD11	2:CB:190:THR:HG22	1.94	0.49
2:CB:204:ASN:CG	2:CB:206:ASP:H	2.15	0.49
20:CT:41:ILE:HG22	20:CT:91:LEU:HD12	1.93	0.49
23:DA:628:G:H2'	23:DA:629:G:C8	2.46	0.49
23:DA:774:A:N3	23:DA:774:A:H2'	2.27	0.49
23:DA:1501:C:O4'	25:DD:100:GLY:HA2	2.12	0.49

Continued on next page...

Continued from previous page...

Atom-1	Atom-2	Interatomic distance (Å)	Clash overlap (Å)
23:DA:1514:U:H2'	23:DA:1515:G:C8	2.47	0.49
23:DA:1769:G:O2'	23:DA:1958:C:OP1	2.18	0.49
23:DA:2311:A:O2'	23:DA:2312:U:O4'	2.22	0.49
23:DA:2611:U:C4	49:D5:3:LYS:HG2	2.47	0.49
43:DZ:152:ALA:HA	43:DZ:155:LEU:HD13	1.94	0.49
46:D2:23:LYS:O	46:D2:27:GLU:HG2	2.12	0.49
1:AA:982:U:P	14:AN:6:LEU:HD11	2.53	0.49
1:AA:1046:A:C6	1:AA:1047:G:H1'	2.48	0.49
3:AC:150:LYS:HB3	3:AC:201:TYR:HB2	1.95	0.49
3:AC:184:TYR:HA	3:AC:200:ALA:O	2.13	0.49
7:AG:69:VAL:O	7:AG:71:PRO:HD3	2.13	0.49
11:AK:30:VAL:HG21	11:AK:65:ALA:HA	1.94	0.49
14:AN:31:ARG:O	14:AN:40:CYS:HB2	2.13	0.49
16:AP:28:ARG:HG2	16:AP:29:ASP:OD2	2.12	0.49
17:AQ:22:LEU:HD11	17:AQ:39:SER:HB3	1.95	0.49
23:BA:271(N):U:O2'	23:BA:271(O):C:H5'	2.13	0.49
23:BA:873:G:N2	23:BA:905:U:C2	2.81	0.49
23:BA:1962:C:O2'	23:BA:1964:G:OP2	2.29	0.49
23:BA:2572:A:N7	26:BE:145:LYS:HB2	2.27	0.49
25:BD:175:LEU:HD12	25:BD:185:VAL:HG21	1.94	0.49
27:BF:178:PRO:HG2	27:BF:179:GLU:OE1	2.12	0.49
32:BO:88:ASN:HD21	32:BO:90:GLN:HB2	1.78	0.49
1:CA:169:C:H5	1:CA:170:U:C4	2.31	0.49
1:CA:557:G:C6	1:CA:558:G:C6	3.01	0.49
1:CA:626:U:H5''	16:CP:38:TYR:CD2	2.48	0.49
1:CA:994:A:H2	14:CN:4:LYS:HD2	1.78	0.49
1:CA:1025:U:O2	1:CA:1036:G:C6	2.66	0.49
5:CE:53:LEU:O	5:CE:56:GLN:HB3	2.13	0.49
9:CI:40:LEU:HD11	9:CI:70:LYS:HB3	1.95	0.49
13:CM:59:TYR:CZ	13:CM:63:THR:HG21	2.47	0.49
23:DA:644:A:H4'	23:DA:645:C:C5	2.47	0.49
23:DA:792:G:H5''	23:DA:793:A:H5'	1.93	0.49
23:DA:857:C:H4'	44:D0:23:VAL:HG21	1.94	0.49
23:DA:903:C:H2'	23:DA:904:C:H6	1.77	0.49
23:DA:934:G:H2'	23:DA:935:C:H6	1.78	0.49
23:DA:1908:C:H1'	56:DA:4164:HOH:O	2.13	0.49
23:DA:2712:U:H1'	23:DA:2712(A):A:C8	2.48	0.49
27:DF:187:VAL:HG13	33:DP:1:MET:O	2.13	0.49
43:DZ:144:LEU:CD2	43:DZ:150:LEU:HG	2.43	0.49
1:AA:203:U:H4'	1:AA:204:U:OP1	2.13	0.49
1:AA:959:A:C1'	1:AA:985:C:H1'	2.41	0.49

Continued on next page...

Continued from previous page...

Atom-1	Atom-2	Interatomic distance (Å)	Clash overlap (Å)
1:AA:1296:C:H5''	13:AM:14:ARG:NE	2.27	0.49
19:AS:53:ASN:N	19:AS:56:GLN:O	2.27	0.49
23:BA:196:A:O4'	33:BP:46:LYS:HE2	2.13	0.49
23:BA:1130:U:O2	26:BE:149:ARG:NH2	2.45	0.49
23:BA:1639:U:O2'	23:BA:1640:C:H5''	2.12	0.49
23:BA:2142:C:N3	23:BA:2149:G:O6	2.45	0.49
23:BA:2171:A:H4'	23:BA:2172:U:OP1	2.12	0.49
25:BD:267:SER:C	25:BD:269:PHE:H	2.16	0.49
44:B0:11:ARG:O	44:B0:14:ARG:NH2	2.44	0.49
1:CA:35:G:C6	1:CA:36:C:N4	2.81	0.49
1:CA:590:C:H2'	1:CA:591:U:C6	2.45	0.49
1:CA:1003:G:N2	1:CA:1037:C:C2	2.80	0.49
1:CA:1003:G:C2	1:CA:1037:C:N3	2.81	0.49
1:CA:1360:A:N7	14:CN:18:VAL:HG13	2.27	0.49
2:CB:61:LEU:HD21	2:CB:160:ASP:HB2	1.94	0.49
23:DA:1479:G:O2'	23:DA:1558:A:H5'	2.13	0.49
23:DA:1558:A:H8	56:DA:3531:HOH:O	1.96	0.49
23:DA:2281:C:O2'	23:DA:2282:G:H5'	2.13	0.49
23:DA:2820:A:O2'	23:DA:2821:A:OP1	2.30	0.49
24:DB:66:A:H61	24:DB:109:C:H5''	1.76	0.49
25:DD:2:ALA:N	25:DD:200:ASP:OD2	2.46	0.49
30:DI:40:THR:O	30:DI:44:LEU:HB2	2.13	0.49
30:DI:130:TYR:HB3	30:DI:138:ILE:HB	1.93	0.49
1:AA:136:C:O2'	16:AP:65:GLN:OE1	2.31	0.49
1:AA:279:A:H4'	1:AA:280:C:H5''	1.94	0.49
1:AA:673:G:H2'	1:AA:674:G:H8	1.73	0.49
1:AA:1056:U:O4	1:AA:1204:A:N1	2.46	0.49
1:AA:1319:A:C6	1:AA:1323:G:H1'	2.48	0.49
2:AB:170:GLU:O	2:AB:173:ALA:N	2.46	0.49
8:AH:86:ILE:HG21	8:AH:133:LEU:HD22	1.95	0.49
13:AM:19:LEU:HD13	13:AM:22:ILE:HD12	1.94	0.49
13:AM:92:HIS:CE1	13:AM:98:VAL:HG21	2.48	0.49
20:AT:79:ARG:HD2	20:AT:83:ARG:HH21	1.77	0.49
23:BA:9:U:O2'	23:BA:10:G:OP1	2.29	0.49
23:BA:469:G:H2'	23:BA:470:A:H5''	1.95	0.49
23:BA:902:C:H2'	23:BA:903:C:H6	1.77	0.49
1:CA:414:A:C5	1:CA:431:A:C2	3.01	0.49
1:CA:499:A:H4'	1:CA:500:G:OP1	2.12	0.49
1:CA:918:A:H2'	1:CA:919:A:C8	2.48	0.49
1:CA:937:A:H1'	1:CA:1379:G:N2	2.28	0.49
1:CA:1269:A:C8	1:CA:1270:C:H1'	2.48	0.49

Continued on next page...

Continued from previous page...

Atom-1	Atom-2	Interatomic distance (Å)	Clash overlap (Å)
1:CA:1369:C:H2'	1:CA:1370:G:C8	2.47	0.49
2:CB:102:LEU:O	2:CB:105:PHE:HB2	2.13	0.49
3:CC:54:ARG:HG2	3:CC:56:ASP:H	1.77	0.49
4:CD:148:VAL:HG12	4:CD:149:ALA:H	1.77	0.49
10:CJ:11:PHE:HE2	10:CJ:67:THR:HB	1.77	0.49
10:CJ:81:THR:O	10:CJ:85:LEU:N	2.44	0.49
23:DA:274:G:H2'	23:DA:275:G:C8	2.47	0.49
23:DA:1657:C:H2'	23:DA:1658:C:C6	2.47	0.49
23:DA:2123:G:H1	23:DA:2175:C:N4	2.11	0.49
23:DA:2124:G:H1	23:DA:2174:C:N4	2.10	0.49
23:DA:2313:C:H2'	23:DA:2314:C:C6	2.48	0.49
1:AA:544:G:C6	1:AA:545:C:C4	3.00	0.49
1:AA:575:G:H5''	56:AA:1815:HOH:O	2.12	0.49
1:AA:626:U:C2	1:AA:627:G:C8	3.00	0.49
1:AA:729:A:H2'	1:AA:730:G:H8	1.77	0.49
1:AA:1098:C:C4	1:AA:1099:G:C8	3.01	0.49
1:AA:1130:A:H1'	1:AA:1146:A:C2	2.48	0.49
5:AE:53:LEU:O	5:AE:56:GLN:HB3	2.12	0.49
7:AG:32:ARG:O	7:AG:33:ASP:HB2	2.13	0.49
23:BA:1721:G:N1	23:BA:1739:U:OP2	2.45	0.49
23:BA:2406:U:C4	33:BP:72:PRO:HD2	2.48	0.49
30:BI:88:ILE:HG22	30:BI:90:GLY:N	2.27	0.49
43:BZ:77:ASP:OD1	43:BZ:80:ARG:HG2	2.12	0.49
43:BZ:146:ILE:HA	43:BZ:174:VAL:HG12	1.94	0.49
44:B0:53:MET:HG3	44:B0:59:LEU:CD2	2.43	0.49
52:B8:34:TRP:CE2	52:B8:35:GLN:HG3	2.47	0.49
1:CA:39:G:N7	1:CA:547:A:H8	2.10	0.49
1:CA:375:U:H2'	1:CA:376:G:H8	1.78	0.49
1:CA:1118:C:H2'	1:CA:1119:C:C5	2.47	0.49
1:CA:1490:C:H2'	1:CA:1491:G:O4'	2.13	0.49
2:CB:21:ARG:HH12	2:CB:23:ARG:HE	1.59	0.49
2:CB:224:GLN:OE1	2:CB:225:ALA:N	2.46	0.49
23:DA:125:G:H5''	51:D7:19:ARG:HD3	1.94	0.49
23:DA:821:A:H2'	23:DA:946:G:H5''	1.94	0.49
23:DA:848:G:H2'	23:DA:849:A:C8	2.47	0.49
23:DA:857:C:OP2	44:D0:77:ARG:NH2	2.46	0.49
23:DA:1794:U:H2'	23:DA:1795:C:H6	1.78	0.49
23:DA:1800:C:OP1	25:DD:266:SER:OG	2.16	0.49
23:DA:2080:G:P	45:D1:35:THR:HG1	2.35	0.49
23:DA:2312:U:H5'	28:DG:88:ILE:HD12	1.95	0.49
23:DA:2687:U:H2'	23:DA:2688:U:O4'	2.13	0.49

Continued on next page...

Continued from previous page...

Atom-1	Atom-2	Interatomic distance (Å)	Clash overlap (Å)
23:DA:2699:C:H2'	23:DA:2700:C:O4'	2.11	0.49
27:DF:32:LEU:HA	27:DF:32:LEU:HD12	1.60	0.49
50:D6:11:LEU:HB3	50:D6:49:HIS:HB3	1.95	0.49
1:AA:31:G:O2'	1:AA:48:C:N4	2.45	0.48
1:AA:77:G:C6	1:AA:93:G:C6	3.01	0.48
1:AA:103:C:H1'	1:AA:171:A:N1	2.28	0.48
1:AA:114:U:H2'	1:AA:115:G:C8	2.48	0.48
1:AA:491:G:C4	1:AA:492:G:C8	3.01	0.48
1:AA:552:U:O3'	12:AL:87:GLY:HA3	2.13	0.48
1:AA:1315:U:C4	1:AA:1316:G:C2	3.01	0.48
11:AK:21:ILE:HG12	11:AK:30:VAL:HG12	1.94	0.48
23:BA:7:G:H1	23:BA:2896:C:H42	1.61	0.48
23:BA:64:A:O3'	41:BX:71:GLY:HA3	2.13	0.48
23:BA:856:C:O4'	44:B0:27:GLU:HB3	2.12	0.48
23:BA:857:C:H4'	44:B0:23:VAL:HG21	1.94	0.48
23:BA:1359:A:O4'	23:BA:1359:A:N3	2.46	0.48
23:BA:1441:G:H2'	23:BA:1442:G:H8	1.78	0.48
23:BA:2577:A:H5'	49:B5:3:LYS:HD2	1.95	0.48
29:BH:32:GLU:O	29:BH:33:LEU:HD23	2.13	0.48
51:B7:47:ARG:HH11	51:B7:47:ARG:HG3	1.78	0.48
1:CA:36:C:H5''	12:CL:123:LYS:HD3	1.94	0.48
1:CA:1012:U:H3'	1:CA:1013:G:C8	2.47	0.48
1:CA:1138:G:C6	1:CA:1140:C:H1'	2.48	0.48
1:CA:1168:A:C2	1:CA:1169:A:C4	3.01	0.48
1:CA:1288:A:H2'	1:CA:1289:A:O4'	2.13	0.48
1:CA:1378:C:H3'	1:CA:1379:G:H5''	1.95	0.48
1:CA:1493:A:H1'	23:DA:1913:A:N6	2.27	0.48
3:CC:152:ILE:HG22	3:CC:166:GLU:O	2.13	0.48
6:CF:41:GLU:O	6:CF:43:LEU:HD12	2.13	0.48
23:DA:517:C:OP1	49:D5:16:ARG:NH2	2.42	0.48
23:DA:855:G:H2'	23:DA:856:C:C6	2.48	0.48
23:DA:1108:U:H2'	23:DA:1108:U:O2	2.13	0.48
23:DA:1292:U:H2'	23:DA:1293:C:C6	2.48	0.48
23:DA:2208:A:H1'	23:DA:2219:G:C4	2.48	0.48
24:DB:33:G:C2	24:DB:50:G:C2	3.01	0.48
33:DP:101:VAL:HA	33:DP:106:LEU:O	2.13	0.48
43:DZ:104:PHE:HB3	43:DZ:141:VAL:HG21	1.94	0.48
46:D2:64:LEU:HD21	46:D2:68:ARG:HE	1.78	0.48
52:D8:7:HIS:HD2	52:D8:10:ALA:N	2.01	0.48
1:AA:971:G:N7	1:AA:1364:U:O2'	2.46	0.48
1:AA:1094:G:O2'	1:AA:1108:G:N1	2.46	0.48

Continued on next page...

Continued from previous page...

Atom-1	Atom-2	Interatomic distance (Å)	Clash overlap (Å)
1:AA:1411:C:H2'	1:AA:1412:C:C6	2.47	0.48
8:AH:25:ASP:HB3	8:AH:58:TYR:HD2	1.78	0.48
10:AJ:79:ARG:HA	10:AJ:82:ILE:H	1.76	0.48
19:AS:50:ALA:HA	19:AS:59:PRO:HA	1.95	0.48
23:BA:27:G:H1	23:BA:512:G:HO2'	1.60	0.48
23:BA:593:G:O6	56:BA:3935:HOH:O	2.18	0.48
23:BA:903:C:H2'	23:BA:904:C:C6	2.48	0.48
23:BA:1970:A:H4'	23:BA:1971:A:OP1	2.13	0.48
25:BD:78:LYS:HE2	25:BD:114:GLY:HA2	1.94	0.48
29:BH:5:GLY:HA2	29:BH:69:ARG:HB3	1.96	0.48
31:BN:42:TRP:CE3	38:BU:63:VAL:HG11	2.48	0.48
40:BW:60:ASN:HD22	40:BW:60:ASN:H	1.58	0.48
45:B1:51:VAL:HG11	45:B1:74:VAL:HG21	1.94	0.48
1:CA:502:G:C2	1:CA:503:C:C2	3.01	0.48
1:CA:1057:G:H5'	3:CC:155:GLY:HA2	1.95	0.48
1:CA:1170:A:N6	1:CA:1171:G:C2	2.81	0.48
1:CA:1186:G:C2	1:CA:1187:G:H1'	2.47	0.48
1:CA:1360:A:H8	1:CA:1360:A:OP1	1.96	0.48
2:CB:87:ARG:HG3	2:CB:233:SER:OG	2.13	0.48
7:CG:14:PRO:HG3	7:CG:21:VAL:HG12	1.94	0.48
9:CI:26:VAL:HA	9:CI:61:ALA:HB3	1.95	0.48
23:DA:7:G:H2'	23:DA:8:A:O4'	2.12	0.48
23:DA:1745(A):C:H5'	23:DA:1746:G:OP2	2.13	0.48
23:DA:2646:C:H2'	23:DA:2647:U:O4'	2.12	0.48
23:DA:2854:G:H2'	23:DA:2855:C:C6	2.47	0.48
24:DB:5:C:O2'	24:DB:27:C:O2	2.30	0.48
33:DP:27:HIS:O	33:DP:31:ALA:HA	2.13	0.48
33:DP:82:GLY:HA2	33:DP:113:LYS:O	2.12	0.48
34:DQ:109:VAL:HG22	34:DQ:113:GLN:OE1	2.13	0.48
38:DU:74:LEU:HD11	38:DU:110:VAL:HG13	1.95	0.48
40:DW:60:ASN:N	40:DW:60:ASN:ND2	2.60	0.48
46:D2:44:LEU:HG	46:D2:45:SER:O	2.12	0.48
1:AA:967:C:H3'	1:AA:968:A:C8	2.48	0.48
1:AA:1065:U:H5''	1:AA:1066:C:C6	2.47	0.48
1:AA:1142:G:H2'	1:AA:1143:G:O4'	2.12	0.48
1:AA:1269:A:H3'	1:AA:1270:C:O4'	2.13	0.48
1:AA:1315:U:O2	1:AA:1323:G:N2	2.46	0.48
2:AB:139:LYS:O	2:AB:143:GLU:HB2	2.13	0.48
2:AB:204:ASN:CG	2:AB:206:ASP:H	2.16	0.48
2:AB:211:ILE:HG22	2:AB:215:LEU:HG	1.95	0.48
3:AC:6:HIS:CE1	3:AC:8:ILE:HG22	2.48	0.48

Continued on next page...

Continued from previous page...

Atom-1	Atom-2	Interatomic distance (Å)	Clash overlap (Å)
3:AC:6:HIS:HE1	3:AC:8:ILE:HG22	1.78	0.48
4:AD:148:VAL:HG12	4:AD:149:ALA:H	1.78	0.48
6:AF:11:ASN:HA	6:AF:12:PRO:HD2	1.58	0.48
9:AI:7:THR:HB	9:AI:83:ARG:NH1	2.28	0.48
9:AI:31:GLN:NE2	9:AI:36:TYR:HD1	2.11	0.48
18:AR:74:ARG:HH21	18:AR:81:PHE:HA	1.79	0.48
23:BA:453:C:H5'	56:BA:4383:HOH:O	2.13	0.48
23:BA:708:C:H5'	23:BA:709:U:OP2	2.13	0.48
23:BA:1506:C:C2'	23:BA:1507:A:H5'	2.42	0.48
23:BA:1876:A:H2'	23:BA:1877:A:C8	2.48	0.48
23:BA:2687:U:H2'	23:BA:2688:U:O4'	2.12	0.48
25:BD:118:VAL:HG22	25:BD:119:ALA:H	1.78	0.48
28:BG:102:PHE:CE2	28:BG:141:PHE:HE1	2.31	0.48
32:BO:59:LYS:HZ1	32:BO:89:ASN:HD21	1.61	0.48
1:CA:1299:A:H2'	1:CA:1301:U:C6	2.48	0.48
2:CB:82:ARG:HG3	2:CB:92:TYR:CZ	2.48	0.48
4:CD:134:ASP:O	4:CD:136:PRO:HD3	2.14	0.48
12:CL:76:ASN:HD21	12:CL:107:ALA:HA	1.79	0.48
14:CN:47:LEU:HA	14:CN:50:LYS:HB2	1.95	0.48
20:CT:42:GLN:HA	20:CT:42:GLN:NE2	2.28	0.48
23:DA:1239:G:H2'	23:DA:1240:U:O4'	2.14	0.48
23:DA:2287:A:N6	23:DA:2344:U:N3	2.50	0.48
40:DW:14:PRO:HG2	40:DW:78:GLU:HG2	1.94	0.48
43:DZ:72:ARG:NH2	43:DZ:97:GLU:O	2.46	0.48
1:AA:373:A:H2'	1:AA:374:A:H8	1.78	0.48
1:AA:750:G:H1'	15:AO:22:THR:OG1	2.13	0.48
13:AM:15:VAL:HG12	13:AM:19:LEU:HD23	1.94	0.48
23:BA:545:G:OP1	23:BA:545:G:H4'	2.12	0.48
23:BA:639:U:O2'	23:BA:640:C:H5'	2.13	0.48
23:BA:652(A):A:H4'	23:BA:652(B):A:OP1	2.14	0.48
23:BA:2080:G:P	45:B1:35:THR:HG1	2.37	0.48
23:BA:2115:G:C2	23:BA:2117:A:N7	2.82	0.48
23:BA:2273:A:H2'	23:BA:2274:A:C8	2.47	0.48
30:BI:61:ARG:HB3	30:BI:133:HIS:CD2	2.47	0.48
1:CA:618:C:N4	1:CA:621:A:N7	2.60	0.48
2:CB:170:GLU:O	2:CB:173:ALA:N	2.46	0.48
4:CD:14:ARG:HG3	4:CD:59:ARG:HH21	1.79	0.48
4:CD:68:TYR:CE2	4:CD:97:LEU:HD22	2.49	0.48
4:CD:127:THR:OG1	4:CD:128:VAL:N	2.46	0.48
4:CD:173:TRP:NE1	4:CD:174:LEU:HG	2.29	0.48
5:CE:67:VAL:HG21	5:CE:140:ARG:HA	1.95	0.48

Continued on next page...

Continued from previous page...

Atom-1	Atom-2	Interatomic distance (Å)	Clash overlap (Å)
17:CQ:22:LEU:HD13	17:CQ:41:LYS:HG2	1.95	0.48
19:CS:22:LEU:O	19:CS:27:GLU:HA	2.13	0.48
23:DA:511:U:C5	23:DA:512:G:C5	3.01	0.48
23:DA:848:G:N9	23:DA:933:A:H8	2.12	0.48
23:DA:911:A:H2'	34:DQ:9:TYR:OH	2.13	0.48
23:DA:1434:A:H61	23:DA:1558:A:H62	1.61	0.48
23:DA:1441:G:H2'	23:DA:1442:G:H8	1.77	0.48
23:DA:1985:G:O2'	23:DA:1986:A:H5'	2.12	0.48
23:DA:2723:C:OP2	26:DE:109:LYS:NZ	2.46	0.48
24:DB:32:C:N3	24:DB:51:G:C2	2.82	0.48
24:DB:55:U:H1'	28:DG:29:TRP:HE1	1.78	0.48
31:DN:23:LEU:HG	31:DN:24:GLY:H	1.78	0.48
33:DP:84:ASN:HB3	33:DP:117:GLU:O	2.13	0.48
42:DY:38:ILE:HD11	42:DY:66:PRO:HG3	1.94	0.48
43:DZ:144:LEU:HD21	43:DZ:150:LEU:HG	1.96	0.48
1:AA:36:C:H5''	12:AL:123:LYS:HD3	1.95	0.48
1:AA:44:G:H2'	1:AA:45:U:O4'	2.13	0.48
1:AA:958:A:H61	19:AS:53:ASN:ND2	2.12	0.48
1:AA:1118:C:C2	1:AA:1179:A:C2	3.01	0.48
1:AA:1288:A:H2'	1:AA:1289:A:H5'	1.95	0.48
2:AB:224:GLN:OE1	2:AB:225:ALA:N	2.47	0.48
3:AC:150:LYS:HB2	3:AC:173:VAL:HG21	1.94	0.48
7:AG:43:PHE:O	7:AG:47:CYS:N	2.46	0.48
23:BA:271(Y):U:O3'	23:BA:271(Z):C:H6	1.96	0.48
23:BA:1015:G:C2'	23:BA:1016:G:H5'	2.43	0.48
23:BA:1025:G:C4	23:BA:1135:C:H1'	2.49	0.48
23:BA:2028:U:H2'	23:BA:2029:G:O4'	2.13	0.48
23:BA:2393:A:O2'	52:B8:13:ARG:NH1	2.43	0.48
23:BA:2646:C:H2'	23:BA:2647:U:O4'	2.14	0.48
26:BE:37:ARG:HA	26:BE:42:ASP:OD2	2.13	0.48
26:BE:179:GLU:HB3	26:BE:181:LEU:HD22	1.95	0.48
40:BW:83:LYS:O	40:BW:84:ARG:HD3	2.12	0.48
46:B2:22:GLU:OE2	46:B2:68:ARG:NH2	2.46	0.48
1:CA:102:G:H2'	1:CA:103:C:H6	1.79	0.48
1:CA:170:U:O2'	1:CA:171:A:H5'	2.14	0.48
1:CA:669:U:H2'	1:CA:670:G:C8	2.48	0.48
1:CA:983:A:H2	1:CA:984:C:C6	2.32	0.48
1:CA:1095:U:H2'	1:CA:1096:C:N1	2.28	0.48
11:CK:21:ILE:HG12	11:CK:30:VAL:HG12	1.95	0.48
12:CL:42:THR:OG1	12:CL:52:LEU:HD12	2.14	0.48
15:CO:55:GLY:HA2	15:CO:58:MET:HG3	1.96	0.48

Continued on next page...

Continued from previous page...

Atom-1	Atom-2	Interatomic distance (Å)	Clash overlap (Å)
23:DA:2098:U:H2'	23:DA:2099:U:O4'	2.14	0.48
23:DA:2698:U:O4	56:DA:4098:HOH:O	2.19	0.48
29:DH:24:VAL:HG22	29:DH:35:VAL:HB	1.94	0.48
44:D0:11:ARG:O	44:D0:14:ARG:NH2	2.46	0.48
1:AA:169:C:C5	1:AA:170:U:C4	3.01	0.48
1:AA:233:C:H2'	1:AA:234:C:H6	1.78	0.48
1:AA:1028:C:C4	1:AA:1034:G:H1'	2.49	0.48
1:AA:1090:U:H2'	1:AA:1091:U:C6	2.49	0.48
1:AA:1385:G:H2'	1:AA:1386:G:O4'	2.13	0.48
4:AD:9:CYS:SG	4:AD:26:CYS:SG	3.11	0.48
4:AD:88:VAL:O	4:AD:92:VAL:HG23	2.13	0.48
7:AG:47:CYS:SG	7:AG:62:PHE:HB2	2.53	0.48
10:AJ:46:ARG:HA	10:AJ:64:GLU:HA	1.95	0.48
16:AP:17:TYR:N	16:AP:17:TYR:HD1	2.12	0.48
23:BA:997:G:OP1	38:BU:92:ARG:HG2	2.14	0.48
23:BA:2064:C:H2'	23:BA:2065:C:C6	2.48	0.48
23:BA:2371:G:HO2'	50:B6:46:HIS:CE1	2.24	0.48
29:BH:69:ARG:HG3	29:BH:70:THR:N	2.27	0.48
31:BN:33:LEU:HD12	31:BN:38:HIS:CE1	2.49	0.48
31:BN:96:GLU:CD	31:BN:96:GLU:H	2.17	0.48
37:BT:29:ARG:HB2	37:BT:46:GLU:HB2	1.94	0.48
42:BY:28:LYS:HG2	42:BY:40:GLU:HG2	1.96	0.48
44:B0:53:MET:HG3	44:B0:59:LEU:HD23	1.96	0.48
1:CA:154:C:C2	1:CA:168:G:C2	3.02	0.48
1:CA:745:C:H2'	1:CA:746:A:C8	2.49	0.48
1:CA:1192:C:N4	1:CA:1193:G:C4	2.81	0.48
1:CA:1442:G:C8	1:CA:1442(A):G:C5	3.02	0.48
13:CM:102:ARG:HE	13:CM:104:ARG:HB3	1.79	0.48
23:DA:251:A:C5	23:DA:252:G:H1'	2.49	0.48
23:DA:258:G:N7	56:DA:4027:HOH:O	2.35	0.48
25:DD:17:THR:O	25:DD:211:ARG:NH2	2.40	0.48
42:DY:28:LYS:HG2	42:DY:40:GLU:HG2	1.96	0.48
44:D0:26:TYR:O	44:D0:29:GLN:HB2	2.14	0.48
1:AA:27:G:H2'	1:AA:28:G:C8	2.48	0.48
1:AA:580:U:H3	1:AA:761:G:H1	1.62	0.48
1:AA:1086:U:H2'	1:AA:1087:G:O4'	2.14	0.48
1:AA:1458:G:H2'	1:AA:1458:G:N3	2.28	0.48
3:AC:129:ALA:HB3	3:AC:132:ARG:HB2	1.96	0.48
4:AD:14:ARG:HG3	4:AD:59:ARG:HH21	1.79	0.48
5:AE:30:ALA:N	5:AE:46:GLY:O	2.29	0.48
8:AH:38:ILE:HD12	8:AH:118:VAL:HG12	1.95	0.48

Continued on next page...

Continued from previous page...

Atom-1	Atom-2	Interatomic distance (Å)	Clash overlap (Å)
21:AU:12:LYS:HG3	21:AU:17:THR:O	2.14	0.48
23:BA:154:G:H5''	23:BA:154:G:H8	1.79	0.48
23:BA:2299:G:N7	56:BA:4728:HOH:O	2.35	0.48
28:BG:125:PHE:HB3	28:BG:166:ASP:CG	2.34	0.48
34:BQ:38:GLU:OE2	34:BQ:128:LYS:N	2.33	0.48
42:BY:99:CYS:HB3	42:BY:104:GLY:H	1.79	0.48
43:BZ:5:LEU:HD22	43:BZ:6:LYS:N	2.29	0.48
52:B8:32:LEU:O	52:B8:36:LYS:HE3	2.13	0.48
1:CA:359:U:H2'	1:CA:360:A:C8	2.48	0.48
1:CA:1022:G:H2'	1:CA:1023:G:C8	2.49	0.48
1:CA:1308:U:OP1	13:CM:98:VAL:HG23	2.13	0.48
1:CA:1346:A:N1	1:CA:1374:A:H5''	2.28	0.48
1:CA:1370:G:C8	9:CI:109:VAL:HG21	2.49	0.48
23:DA:495:G:N7	56:DA:4056:HOH:O	2.35	0.48
23:DA:1253:A:N6	56:DA:3585:HOH:O	2.45	0.48
23:DA:1790:C:H5''	23:DA:1791:A:OP1	2.13	0.48
23:DA:1914:C:OP2	23:DA:1914:C:H6	1.96	0.48
23:DA:2690:C:N4	23:DA:2713:A:H1'	2.28	0.48
24:DB:90:A:C5	24:DB:91:C:H1'	2.49	0.48
26:DE:35:GLN:OE1	26:DE:66:HIS:HE1	1.95	0.48
26:DE:112:GLY:O	26:DE:159:HIS:HA	2.13	0.48
28:DG:73:ALA:HB2	28:DG:88:ILE:HD11	1.95	0.48
35:DR:103:ARG:HH12	35:DR:110:PRO:HD3	1.78	0.48
38:DU:76:TYR:OH	38:DU:92:ARG:NH1	2.47	0.48
43:DZ:111:VAL:O	43:DZ:113:ALA:N	2.46	0.48
45:D1:94:LEU:O	45:D1:97:LEU:HB2	2.13	0.48
1:AA:266:G:H5''	1:AA:267:C:H5	1.79	0.48
1:AA:869:G:H4'	1:AA:872:A:O4'	2.14	0.48
1:AA:1394:A:C5	1:AA:1501:C:H4'	2.49	0.48
2:AB:40:HIS:HB3	2:AB:190:THR:HG21	1.96	0.48
3:AC:11:ARG:NH1	3:AC:11:ARG:HB2	2.28	0.48
4:AD:134:ASP:O	4:AD:136:PRO:HD3	2.14	0.48
7:AG:70:LYS:O	7:AG:72:ARG:HD3	2.14	0.48
23:BA:2098:U:H2'	23:BA:2099:U:O4'	2.12	0.48
23:BA:2273:A:O2'	23:BA:2274:A:H5'	2.13	0.48
23:BA:2311:A:O2'	23:BA:2312:U:O4'	2.25	0.48
28:BG:174:GLU:O	28:BG:177:GLY:N	2.45	0.48
33:BP:38:GLN:O	33:BP:39:LYS:CB	2.62	0.48
34:BQ:7:MET:HE1	43:BZ:193:GLU:CB	2.44	0.48
40:BW:46:PHE:O	40:BW:50:VAL:HG23	2.13	0.48
43:BZ:111:VAL:O	43:BZ:113:ALA:N	2.47	0.48

Continued on next page...

Continued from previous page...

Atom-1	Atom-2	Interatomic distance (Å)	Clash overlap (Å)
43:BZ:144:LEU:HD21	43:BZ:150:LEU:HG	1.95	0.48
1:CA:447:G:H2'	1:CA:485:G:N2	2.29	0.48
1:CA:801:U:H2'	1:CA:802:A:C8	2.49	0.48
1:CA:1286:A:H61	1:CA:1355:G:P	2.37	0.48
1:CA:1321:C:H5'	1:CA:1322:C:H5''	1.96	0.48
1:CA:1329:A:H4'	13:CM:24:GLY:HA2	1.96	0.48
1:CA:1349:A:C2	1:CA:1350:A:H1'	2.49	0.48
3:CC:181:ASN:OD1	3:CC:204:LEU:HB2	2.13	0.48
7:CG:85:TYR:CD1	7:CG:154:TYR:HE1	2.32	0.48
16:CP:72:ARG:HG2	16:CP:73:LEU:HD23	1.96	0.48
23:DA:154:G:H5''	23:DA:154:G:H8	1.79	0.48
23:DA:958:U:H5''	34:DQ:14:ARG:HD3	1.95	0.48
23:DA:2162:G:H4'	23:DA:2172:U:O2'	2.14	0.48
23:DA:2331:G:H4'	44:D0:43:THR:H	1.79	0.48
53:D9:32:HIS:O	53:D9:34:GLN:HG3	2.13	0.48
1:AA:175:C:H2'	1:AA:176:C:H6	1.79	0.48
1:AA:622:A:C8	1:AA:623:C:C6	3.02	0.48
1:AA:715:A:H2'	1:AA:716:A:C8	2.49	0.48
1:AA:762:C:H2'	1:AA:763:G:C8	2.49	0.48
1:AA:1159:U:H3	1:AA:1182:G:H1	1.61	0.48
1:AA:1349:A:H5'	9:AI:120:ARG:HG2	1.96	0.48
3:AC:125:GLU:HA	3:AC:191:THR:HG22	1.95	0.48
5:AE:59:GLY:O	5:AE:63:ARG:N	2.43	0.48
9:AI:31:GLN:HG3	9:AI:36:TYR:HB2	1.94	0.48
17:AQ:51:TYR:HE2	17:AQ:76:LEU:HB2	1.79	0.48
23:BA:251:A:OP1	52:B8:7:HIS:HE1	1.95	0.48
23:BA:274:G:H2'	23:BA:275:G:C8	2.48	0.48
23:BA:1138:G:H2'	31:BN:106:MET:HE2	1.95	0.48
23:BA:2748:A:OP1	29:BH:70:THR:HG21	2.13	0.48
36:BS:83:LYS:C	36:BS:111:GLU:HG3	2.33	0.48
50:B6:11:LEU:HB3	50:B6:49:HIS:HB3	1.95	0.48
1:CA:176:C:H2'	1:CA:177:C:H6	1.79	0.48
1:CA:433:C:H2'	1:CA:434:U:H6	1.78	0.48
1:CA:441:A:H3'	1:CA:442:C:C6	2.49	0.48
1:CA:1203:C:H2'	1:CA:1204:A:C8	2.49	0.48
4:CD:101:LEU:HD23	4:CD:121:VAL:HG11	1.94	0.48
5:CE:32:VAL:HB	5:CE:58:ALA:HB1	1.95	0.48
23:DA:1506:C:C2'	23:DA:1507:A:H5'	2.44	0.48
23:DA:1575:C:H2'	23:DA:1576:U:H6	1.78	0.48
23:DA:2134:A:C2	23:DA:2159:G:H1'	2.49	0.48
23:DA:2378:A:H4'	36:DS:23:ARG:NH1	2.29	0.48

Continued on next page...

Continued from previous page...

Atom-1	Atom-2	Interatomic distance (Å)	Clash overlap (Å)
23:DA:2834:G:H5''	23:DA:2834:G:C8	2.49	0.48
36:DS:96:GLY:N	36:DS:99:LYS:H	2.12	0.48
47:D3:8:LEU:HD13	47:D3:31:LEU:HA	1.96	0.48
1:AA:1001(A):G:H2'	1:AA:1002:G:H8	1.79	0.48
1:AA:1202:G:H1'	14:AN:42:ILE:HG21	1.95	0.48
1:AA:1362:C:H2'	1:AA:1363:C:H5''	1.96	0.48
3:AC:34:LEU:O	3:AC:38:ARG:N	2.34	0.48
9:AI:43:ALA:O	9:AI:46:ALA:N	2.46	0.48
23:BA:271(L):U:C4'	23:BA:271(M):G:OP1	2.61	0.48
23:BA:934:G:H2'	23:BA:935:C:C6	2.48	0.48
23:BA:1769:G:O2'	23:BA:1958:C:OP1	2.18	0.48
23:BA:2699:C:H2'	23:BA:2700:C:O4'	2.13	0.48
24:BB:2:C:H2'	24:BB:3:C:C6	2.48	0.48
24:BB:91:C:OP1	34:BQ:16:ARG:HG2	2.14	0.48
33:BP:39:LYS:CB	33:BP:45:LEU:HG	2.37	0.48
45:B1:3:LYS:HE3	45:B1:3:LYS:HB3	1.51	0.48
1:CA:77:G:C6	1:CA:93:G:C6	3.02	0.48
1:CA:148:G:O2'	1:CA:149:A:H5'	2.13	0.48
1:CA:980:C:H3'	1:CA:981:U:C6	2.49	0.48
1:CA:1325:C:H5''	21:CU:17:THR:HG21	1.96	0.48
1:CA:1403:C:H1'	1:CA:1500:A:N1	2.29	0.48
3:CC:175:LEU:H	3:CC:175:LEU:HG	1.54	0.48
20:CT:76:ALA:HA	20:CT:79:ARG:NH1	2.29	0.48
23:DA:30:G:H2'	23:DA:31:C:C6	2.48	0.48
33:DP:100:LEU:HD12	33:DP:112:LEU:HD11	1.95	0.48
48:D4:16:CYS:SG	48:D4:20:ASN:N	2.87	0.48
1:AA:31:G:H5'	1:AA:306:G:H21	1.77	0.47
1:AA:192:U:H2'	1:AA:193:C:H6	1.79	0.47
1:AA:1048:G:H5'	1:AA:1215:G:H4'	1.96	0.47
1:AA:1115:C:H1'	14:AN:61:TRP:O	2.13	0.47
1:AA:1313:U:N3	1:AA:1324:A:N6	2.33	0.47
1:AA:1350:A:C2	7:AG:34:GLY:HA3	2.49	0.47
1:AA:1382:C:O2'	1:AA:1383:C:H5'	2.13	0.47
1:AA:1533:C:H41	22:AV:11:ARG:HG3	1.79	0.47
2:AB:71:VAL:N	2:AB:163:PHE:O	2.46	0.47
5:AE:67:VAL:HG21	5:AE:140:ARG:HA	1.96	0.47
7:AG:140:ASP:HA	7:AG:143:ARG:NH2	2.29	0.47
23:BA:57:C:H2'	23:BA:58:G:O4'	2.14	0.47
23:BA:855:G:H2'	23:BA:856:C:C6	2.49	0.47
23:BA:1049:C:H2'	23:BA:1050:A:C8	2.48	0.47
23:BA:2784:C:H1'	26:BE:37:ARG:NH1	2.28	0.47

Continued on next page...

Continued from previous page...

Atom-1	Atom-2	Interatomic distance (Å)	Clash overlap (Å)
24:BB:8:U:O3'	36:BS:25:ARG:NH2	2.47	0.47
24:BB:28:C:OP1	36:BS:36:TYR:OH	2.30	0.47
26:BE:116:VAL:HG13	26:BE:122:PHE:CG	2.47	0.47
31:BN:18:ALA:O	31:BN:21:LYS:HB2	2.14	0.47
40:BW:19:LEU:O	49:B5:25:LEU:HD12	2.14	0.47
1:CA:202:U:H3'	1:CA:203:U:C5	2.49	0.47
1:CA:589:C:H2'	1:CA:590:C:C6	2.49	0.47
1:CA:949:A:H2	1:CA:971:G:N7	2.12	0.47
1:CA:1126:U:OP2	1:CA:1281:U:H1'	2.14	0.47
1:CA:1131:G:N2	1:CA:1143:G:O2'	2.46	0.47
7:CG:92:SER:HB3	7:CG:95:ARG:HB3	1.95	0.47
10:CJ:8:LEU:HD22	10:CJ:96:ILE:HG22	1.95	0.47
19:CS:37:ARG:O	19:CS:70:LYS:HE3	2.14	0.47
23:DA:7:G:H1	23:DA:2896:C:H42	1.62	0.47
23:DA:795:C:H2'	23:DA:796:C:C6	2.49	0.47
23:DA:1025:G:C4	23:DA:1135:C:H1'	2.49	0.47
23:DA:2610:C:H4'	23:DA:2611:U:OP2	2.14	0.47
24:DB:29:A:H5''	24:DB:30:C:OP2	2.14	0.47
30:DI:14:ASP:N	30:DI:17:GLN:OE1	2.34	0.47
39:DV:62:LEU:HD21	39:DV:95:LEU:HB2	1.95	0.47
51:D7:8:ASN:C	51:D7:8:ASN:OD1	2.52	0.47
52:D8:34:TRP:CE2	52:D8:35:GLN:HG3	2.49	0.47
1:AA:2:U:H2'	1:AA:3:G:O4'	2.14	0.47
1:AA:1068:G:OP2	1:AA:1068:G:H8	1.97	0.47
1:AA:1119:C:N3	1:AA:1154:G:O6	2.47	0.47
10:AJ:15:THR:HA	10:AJ:18:ALA:H	1.79	0.47
23:BA:524:U:H2'	23:BA:525:U:C6	2.49	0.47
23:BA:751:A:H5'	40:BW:90:ARG:HA	1.97	0.47
23:BA:1568:G:H5''	25:BD:61:LEU:HD22	1.96	0.47
23:BA:2129:C:N3	23:BA:2160:G:C6	2.83	0.47
23:BA:2304:G:O6	23:BA:2312:U:O4	2.32	0.47
23:BA:2781:A:H5''	23:BA:2782:G:H5'	1.96	0.47
28:BG:47:LYS:HD3	28:BG:81:LYS:CB	2.44	0.47
30:BI:79:ILE:O	30:BI:144:VAL:HA	2.14	0.47
1:CA:1081:G:H2'	1:CA:1082:G:O4'	2.14	0.47
5:CE:127:ASN:O	5:CE:131:ILE:HG12	2.14	0.47
7:CG:143:ARG:CZ	7:CG:143:ARG:HB2	2.44	0.47
23:DA:271(P):C:H2'	23:DA:271(Q):G:H5'	1.95	0.47
23:DA:649:G:H2'	23:DA:650:C:O4'	2.14	0.47
23:DA:957:A:H5'	34:DQ:76:LYS:HG3	1.96	0.47
37:DT:23:ARG:HG3	37:DT:120:ARG:NH1	2.29	0.47

Continued on next page...

Continued from previous page...

Atom-1	Atom-2	Interatomic distance (Å)	Clash overlap (Å)
40:DW:83:LYS:O	40:DW:84:ARG:HD3	2.15	0.47
52:D8:62:LEU:HB3	52:D8:65:GLU:HG2	1.96	0.47
1:AA:169:C:H5	1:AA:170:U:C4	2.32	0.47
1:AA:938:A:N3	1:AA:1377:A:C8	2.82	0.47
1:AA:952:U:H2'	1:AA:953:G:H8	1.77	0.47
1:AA:991:U:O2	1:AA:993:G:C8	2.67	0.47
1:AA:1149:C:O2'	1:AA:1280:A:N6	2.47	0.47
1:AA:1332:A:H8	1:AA:1332:A:O5'	1.98	0.47
4:AD:5:ILE:HG22	4:AD:5:ILE:O	2.14	0.47
8:AH:121:ASP:N	8:AH:121:ASP:OD1	2.48	0.47
9:AI:11:LYS:HA	9:AI:108:VAL:HG12	1.96	0.47
23:BA:1211:U:H4'	23:BA:1212:G:OP2	2.14	0.47
23:BA:2690:C:N4	23:BA:2713:A:H1'	2.28	0.47
39:BV:62:LEU:HD21	39:BV:95:LEU:HB2	1.96	0.47
43:BZ:111:VAL:HG12	43:BZ:112:ARG:H	1.78	0.47
1:CA:722:A:O2'	1:CA:723:U:H5''	2.14	0.47
1:CA:1055:A:N1	1:CA:1056:U:H1'	2.29	0.47
1:CA:1244:C:H2'	1:CA:1245:A:H8	1.75	0.47
1:CA:1459:C:C2	1:CA:1460:A:N6	2.83	0.47
7:CG:104:LEU:HD22	7:CG:134:ALA:HB1	1.97	0.47
7:CG:116:ALA:HA	7:CG:119:ARG:CG	2.44	0.47
23:DA:271(L):U:C4'	23:DA:271(M):G:OP1	2.61	0.47
23:DA:359:A:H2'	23:DA:360:G:O4'	2.14	0.47
23:DA:1405:U:H2'	23:DA:1406:U:H6	1.78	0.47
39:DV:58:VAL:HG12	39:DV:97:LYS:HB2	1.96	0.47
1:AA:189:G:C6	1:AA:189(A):C:C4	3.02	0.47
1:AA:959:A:H3'	1:AA:960:U:C5'	2.44	0.47
1:AA:1126:U:H1'	1:AA:1280:A:C5	2.50	0.47
1:AA:1276:G:N3	1:AA:1282:C:O2'	2.47	0.47
2:AB:87:ARG:NH2	2:AB:233:SER:HB2	2.28	0.47
5:AE:107:ARG:O	5:AE:110:LEU:N	2.47	0.47
11:AK:29:ILE:HG23	11:AK:44:SER:HB3	1.95	0.47
12:AL:84:LEU:HD22	12:AL:85:ILE:H	1.79	0.47
23:BA:754:C:H2'	23:BA:755:C:H6	1.78	0.47
23:BA:1688:U:O2	23:BA:1700:A:H5'	2.14	0.47
23:BA:2286:A:OP1	50:B6:29:ASN:ND2	2.48	0.47
23:BA:2850:A:OP2	23:BA:2866:U:H5	1.97	0.47
26:BE:21:VAL:HA	26:BE:22:PRO:HD2	1.69	0.47
1:CA:203:U:H3'	1:CA:203:U:OP2	2.14	0.47
1:CA:577:G:C8	1:CA:816:A:C6	3.03	0.47
1:CA:715:A:H2'	1:CA:716:A:C8	2.48	0.47

Continued on next page...

Continued from previous page...

Atom-1	Atom-2	Interatomic distance (Å)	Clash overlap (Å)
1:CA:1128:C:OP1	9:CI:66:ARG:NH2	2.48	0.47
1:CA:1138:G:H3'	1:CA:1138:G:N3	2.30	0.47
1:CA:1273:G:H2'	1:CA:1273:G:N3	2.28	0.47
1:CA:1286:A:H2'	1:CA:1287:A:H4'	1.96	0.47
1:CA:1411:C:H2'	1:CA:1412:C:C6	2.49	0.47
3:CC:131:ARG:NH2	5:CE:50:GLU:OE1	2.45	0.47
13:CM:92:HIS:CD2	13:CM:98:VAL:HG21	2.50	0.47
20:CT:30:LYS:HA	20:CT:33:ILE:HD12	1.95	0.47
23:DA:1041:C:H5'	23:DA:1042:G:OP2	2.15	0.47
23:DA:1106:G:H4'	23:DA:1107:G:OP2	2.14	0.47
23:DA:1364:G:P	45:D1:3:LYS:HG2	2.54	0.47
23:DA:1486:A:H2'	23:DA:1487:G:C8	2.46	0.47
23:DA:1839:G:C8	23:DA:1927:A:H1'	2.49	0.47
23:DA:2836:U:H2'	23:DA:2837:G:C8	2.49	0.47
26:DE:105:THR:OG1	26:DE:199:ARG:NH2	2.46	0.47
27:DF:32:LEU:HD11	27:DF:105:VAL:HG13	1.96	0.47
34:DQ:84:GLY:O	34:DQ:85:LYS:HB2	2.14	0.47
43:DZ:5:LEU:HD22	43:DZ:6:LYS:H	1.80	0.47
1:AA:393:A:C2	1:AA:394:G:C8	3.03	0.47
1:AA:600:C:H2'	1:AA:601:C:H6	1.79	0.47
1:AA:722:A:O2'	1:AA:723:U:H5''	2.15	0.47
1:AA:742:G:OP1	15:AO:59:MET:HE2	2.14	0.47
1:AA:1080:A:H5'	5:AE:14:ARG:NH2	2.29	0.47
1:AA:1493:A:H1'	23:BA:1913:A:N1	2.30	0.47
2:AB:102:LEU:O	2:AB:105:PHE:HB2	2.14	0.47
13:AM:87:TYR:O	13:AM:91:ARG:HG2	2.14	0.47
16:AP:17:TYR:N	16:AP:17:TYR:CD1	2.81	0.47
23:BA:529:A:OP2	31:BN:114:ARG:NH2	2.47	0.47
23:BA:1413:G:O6	56:BA:4504:HOH:O	2.19	0.47
23:BA:1418:G:H8	23:BA:1418:G:O5'	1.97	0.47
48:B4:16:CYS:HB2	48:B4:36:CYS:SG	2.55	0.47
1:CA:547:A:OP2	4:CD:2:GLY:HA2	2.13	0.47
1:CA:920:U:H2'	1:CA:921:U:H6	1.79	0.47
1:CA:1127:G:H4'	9:CI:66:ARG:HH12	1.79	0.47
3:CC:191:THR:OG1	3:CC:192:THR:N	2.46	0.47
5:CE:76:ILE:HG22	5:CE:93:PRO:HB3	1.97	0.47
5:CE:93:PRO:HG2	8:CH:105:ARG:CZ	2.45	0.47
7:CG:26:PHE:CD1	7:CG:101:LEU:HB3	2.47	0.47
7:CG:26:PHE:HE1	7:CG:101:LEU:O	1.97	0.47
9:CI:113:LYS:HB2	9:CI:119:ALA:HA	1.96	0.47
17:CQ:51:TYR:HE2	17:CQ:76:LEU:HB2	1.80	0.47

Continued on next page...

Continued from previous page...

Atom-1	Atom-2	Interatomic distance (Å)	Clash overlap (Å)
23:DA:92:A:C2'	23:DA:93:G:H5'	2.45	0.47
23:DA:1223:G:N2	23:DA:1226:A:OP2	2.40	0.47
23:DA:2478:A:H5'	53:D9:31:LYS:HE2	1.96	0.47
24:DB:111:G:H2'	24:DB:112:U:C6	2.49	0.47
1:AA:1356:G:H2'	1:AA:1357:A:C8	2.49	0.47
1:AA:1442:G:C8	1:AA:1442(A):G:C5	3.02	0.47
2:AB:16:HIS:HA	2:AB:210:SER:OG	2.13	0.47
3:AC:36:ASP:HB3	3:AC:57:ILE:HD12	1.96	0.47
4:AD:107:ARG:O	4:AD:170:VAL:HG11	2.15	0.47
7:AG:105:VAL:HG23	7:AG:120:ILE:HD11	1.96	0.47
11:AK:27:ASN:OD1	11:AK:28:THR:N	2.46	0.47
16:AP:3:LYS:O	16:AP:21:VAL:HA	2.15	0.47
23:BA:1992:G:C2	23:BA:1997:G:C5	3.03	0.47
24:BB:20:C:H2'	24:BB:21:G:O4'	2.14	0.47
1:CA:493:G:HO2'	1:CA:494:U:H6	1.60	0.47
1:CA:580:U:H3	1:CA:761:G:H1	1.62	0.47
1:CA:1065:U:O2'	1:CA:1066:C:OP2	2.21	0.47
1:CA:1290:G:C6	1:CA:1291:G:C6	3.03	0.47
1:CA:1306:A:H2'	1:CA:1307:U:C6	2.49	0.47
1:CA:1396:A:H2	5:CE:19:MET:HG3	1.79	0.47
4:CD:88:VAL:O	4:CD:92:VAL:HG23	2.14	0.47
23:DA:362:U:O2'	23:DA:363:G:H5''	2.15	0.47
23:DA:542:C:H2'	23:DA:543:C:H6	1.79	0.47
23:DA:857:C:H1'	44:D0:26:TYR:CE2	2.49	0.47
23:DA:864:G:C6	23:DA:865:C:N4	2.83	0.47
23:DA:1652:A:OP1	35:DR:8:ARG:HD3	2.14	0.47
23:DA:2693:A:H2'	23:DA:2694:G:H8	1.78	0.47
29:DH:33:LEU:HD21	29:DH:136:ILE:HG13	1.96	0.47
32:DO:2:ILE:HD12	32:DO:6:THR:HG21	1.96	0.47
41:DX:53:LYS:HB3	41:DX:82:GLN:HB3	1.96	0.47
1:AA:345:C:C4'	1:AA:346:G:N7	2.78	0.47
1:AA:405:U:O4	4:AD:2:GLY:N	2.48	0.47
1:AA:522:C:OP2	12:AL:69:TYR:OH	2.25	0.47
1:AA:864:A:H2'	1:AA:865:A:C8	2.49	0.47
1:AA:865:A:C2	1:AA:918:A:H4'	2.50	0.47
1:AA:976:G:H2'	1:AA:1359:C:H5'	1.96	0.47
1:AA:978:A:N7	1:AA:1360:A:N6	2.63	0.47
1:AA:999:C:N4	1:AA:1042:G:H1	2.13	0.47
1:AA:1039:C:N3	1:AA:1040:U:C4	2.83	0.47
1:AA:1109:C:H2'	1:AA:1110:A:O4'	2.14	0.47
1:AA:1227:A:H3'	1:AA:1228:C:H5''	1.97	0.47

Continued on next page...

Continued from previous page...

Atom-1	Atom-2	Interatomic distance (Å)	Clash overlap (Å)
1:AA:1245:A:N6	1:AA:1293:G:N1	2.62	0.47
1:AA:1291:G:H4'	9:AI:39:GLY:HA3	1.95	0.47
1:AA:1349:A:H1'	1:AA:1374:A:N6	2.29	0.47
1:AA:1438:G:H2'	1:AA:1439:C:C6	2.49	0.47
7:AG:46:ALA:HB1	7:AG:121:ALA:HB2	1.96	0.47
7:AG:73:MET:O	7:AG:142:GLU:HA	2.15	0.47
8:AH:81:HIS:ND1	8:AH:138:TRP:OXT	2.35	0.47
10:AJ:48:THR:HA	10:AJ:62:HIS:CB	2.44	0.47
13:AM:5:ALA:HB1	13:AM:66:LEU:HD13	1.96	0.47
13:AM:108:ARG:HD2	13:AM:112:GLY:O	2.15	0.47
14:AN:4:LYS:O	14:AN:4:LYS:HD3	2.15	0.47
15:AO:63:ARG:HG2	15:AO:67:LEU:HD12	1.95	0.47
20:AT:29:LYS:O	20:AT:33:ILE:HG13	2.15	0.47
23:BA:90:U:O2'	23:BA:92:A:P	2.71	0.47
23:BA:244:A:C2	23:BA:255:A:C4	3.03	0.47
23:BA:362:U:O2'	23:BA:363:G:H5''	2.15	0.47
23:BA:902:C:H2'	23:BA:903:C:C6	2.50	0.47
23:BA:1036:G:H1	23:BA:1119:C:N4	2.10	0.47
23:BA:1041:C:H5'	23:BA:1042:G:OP2	2.14	0.47
23:BA:1479:G:O2'	23:BA:1558:A:H5'	2.14	0.47
23:BA:1796:U:H4'	25:BD:256:GLY:N	2.30	0.47
23:BA:2206:G:H5'	23:BA:2207:G:N7	2.29	0.47
23:BA:2334:G:O6	44:B0:74:ARG:NH1	2.40	0.47
23:BA:2439:A:H5'	23:BA:2439:A:C8	2.50	0.47
23:BA:2845:G:O2'	23:BA:2846:G:H5'	2.15	0.47
24:BB:108:U:H2'	24:BB:109:C:H5''	1.97	0.47
27:BF:108:LYS:O	27:BF:112:MET:HG3	2.14	0.47
32:BO:88:ASN:ND2	32:BO:90:GLN:H	2.12	0.47
33:BP:63:PRO:HG2	52:B8:25:MET:HB2	1.96	0.47
36:BS:10:ARG:NH2	36:BS:91:PRO:HB2	2.28	0.47
36:BS:10:ARG:O	36:BS:14:VAL:HG13	2.14	0.47
37:BT:97:ALA:O	37:BT:98:LYS:HD2	2.14	0.47
41:BX:27:THR:HG23	41:BX:80:ILE:HG13	1.97	0.47
50:B6:16:CYS:SG	50:B6:18:ARG:HG3	2.55	0.47
1:CA:59:A:H5'	1:CA:60:A:C5'	2.44	0.47
1:CA:266:G:H5''	1:CA:267:C:H5	1.79	0.47
1:CA:397:A:N3	1:CA:397:A:H5''	2.29	0.47
1:CA:426:G:P	4:CD:36:ARG:NH1	2.87	0.47
1:CA:438:G:OP1	4:CD:125:HIS:CE1	2.66	0.47
1:CA:622:A:OP2	1:CA:623:C:N4	2.47	0.47
1:CA:745:C:OP1	1:CA:851:G:O2'	2.27	0.47

Continued on next page...

Continued from previous page...

Atom-1	Atom-2	Interatomic distance (Å)	Clash overlap (Å)
1:CA:939:G:H1	1:CA:1344:C:N4	2.12	0.47
1:CA:1035:A:H2'	1:CA:1036:G:C8	2.48	0.47
1:CA:1096:C:H2'	1:CA:1097:C:C6	2.47	0.47
1:CA:1373:G:C5'	7:CG:36:LYS:HB2	2.42	0.47
3:CC:117:ALA:HB2	3:CC:200:ALA:HB2	1.97	0.47
12:CL:5:PRO:HB2	12:CL:10:LEU:HD11	1.96	0.47
12:CL:57:LYS:HE2	12:CL:67:THR:HG23	1.97	0.47
15:CO:24:SER:O	15:CO:27:VAL:N	2.47	0.47
23:DA:29:U:H2'	23:DA:30:G:C8	2.50	0.47
23:DA:458:G:O2'	51:D7:39:ARG:HD3	2.14	0.47
23:DA:819:A:C2'	23:DA:820:A:H5'	2.45	0.47
23:DA:824:A:H1'	23:DA:2358:G:N7	2.29	0.47
23:DA:975(A):G:H1'	23:DA:990:A:C2	2.49	0.47
23:DA:2016:U:H1'	49:D5:6:VAL:HG13	1.96	0.47
23:DA:2317:C:H2'	23:DA:2318:G:H5'	1.96	0.47
23:DA:2497:A:H5''	56:DA:3635:HOH:O	2.13	0.47
23:DA:2659:G:P	29:DH:158:HIS:HE2	2.36	0.47
23:DA:2884:U:O2	49:D5:53:ALA:HB2	2.15	0.47
31:DN:34:LEU:HD12	31:DN:34:LEU:HA	1.73	0.47
45:D1:82:LEU:HD22	45:D1:90:ILE:HG23	1.97	0.47
51:D7:16:HIS:HB2	51:D7:44:PRO:HG2	1.97	0.47
52:D8:62:LEU:HB3	52:D8:65:GLU:CG	2.45	0.47
1:AA:458:C:H2'	1:AA:460:G:C8	2.47	0.47
1:AA:841:U:OP2	1:AA:841:U:C2	2.68	0.47
1:AA:941:G:OP1	7:AG:32:ARG:HD2	2.15	0.47
1:AA:1065:U:H5''	1:AA:1066:C:H6	1.79	0.47
1:AA:1138:G:H3'	1:AA:1138:G:N3	2.29	0.47
2:AB:103:THR:HG23	2:AB:176:GLU:HB3	1.97	0.47
2:AB:204:ASN:OD1	2:AB:206:ASP:N	2.47	0.47
3:AC:172:ARG:HH21	3:AC:174:PRO:HG3	1.79	0.47
4:AD:166:LYS:HA	4:AD:178:VAL:HG11	1.97	0.47
5:AE:57:LYS:HB3	5:AE:61:TYR:CE2	2.50	0.47
5:AE:93:PRO:O	8:AH:105:ARG:NH2	2.47	0.47
15:AO:55:GLY:HA2	15:AO:58:MET:HG3	1.97	0.47
16:AP:16:HIS:C	16:AP:17:TYR:HD1	2.18	0.47
20:AT:42:GLN:HA	20:AT:42:GLN:NE2	2.29	0.47
23:BA:278:A:H4'	23:BA:279:C:OP1	2.14	0.47
23:BA:1300:U:H4'	23:BA:1301:A:H5''	1.97	0.47
23:BA:1706:U:OP1	56:BA:4153:HOH:O	2.20	0.47
23:BA:2626:C:H2'	23:BA:2627:G:O4'	2.15	0.47
23:BA:2772:C:H2'	23:BA:2773:C:C6	2.50	0.47

Continued on next page...

Continued from previous page...

Atom-1	Atom-2	Interatomic distance (Å)	Clash overlap (Å)
28:BG:16:ARG:NH2	28:BG:28:VAL:O	2.48	0.47
1:CA:44:G:H2'	1:CA:45:U:O4'	2.15	0.47
1:CA:78:G:N2	1:CA:92:C:O2	2.48	0.47
1:CA:408:A:H61	1:CA:434:U:H3	1.62	0.47
1:CA:1171:G:H2'	1:CA:1172:C:C6	2.50	0.47
1:CA:1236:A:O3'	1:CA:1304:G:H5'	2.13	0.47
2:CB:71:VAL:HG13	2:CB:93:VAL:HG23	1.95	0.47
3:CC:9:GLY:HA3	14:CN:49:HIS:ND1	2.30	0.47
4:CD:64:LEU:HD23	4:CD:203:VAL:HG21	1.96	0.47
6:CF:15:ASP:HB2	6:CF:18:GLN:H	1.79	0.47
13:CM:97:PRO:HB3	13:CM:101:GLN:CD	2.36	0.47
15:CO:56:LEU:O	15:CO:60:VAL:HG23	2.15	0.47
19:CS:52:TYR:HD1	19:CS:57:HIS:CD2	2.32	0.47
20:CT:55:ILE:HD13	20:CT:55:ILE:HA	1.77	0.47
20:CT:73:HIS:C	20:CT:74:LYS:HG2	2.36	0.47
23:DA:1329:U:H5''	23:DA:1330:C:H5	1.80	0.47
23:DA:1533:G:H8	23:DA:1533:G:O5'	1.98	0.47
23:DA:1557:C:OP2	23:DA:1558:A:O2'	2.25	0.47
23:DA:2894:G:H2'	23:DA:2894:G:N3	2.30	0.47
25:DD:267:SER:C	25:DD:269:PHE:H	2.18	0.47
29:DH:144:VAL:O	29:DH:148:ILE:HG12	2.14	0.47
1:AA:27:G:H2'	1:AA:28:G:H8	1.79	0.47
1:AA:36:C:O2'	12:AL:117:ARG:NH2	2.48	0.47
1:AA:408:A:H61	1:AA:434:U:H3	1.63	0.47
1:AA:1224:G:OP1	13:AM:104:ARG:NH1	2.47	0.47
1:AA:1285:A:H1'	1:AA:1286:A:OP2	2.14	0.47
1:AA:1459:C:H2'	1:AA:1460:A:C8	2.50	0.47
2:AB:194:PRO:O	2:AB:196:LEU:N	2.48	0.47
9:AI:65:VAL:HG22	9:AI:73:GLN:HG2	1.96	0.47
23:BA:1021:A:N6	23:BA:1142(A):A:H61	2.12	0.47
23:BA:1239:G:H2'	23:BA:1240:U:O4'	2.14	0.47
23:BA:1510:G:H2'	23:BA:1511:C:C6	2.50	0.47
23:BA:1514:U:H2'	23:BA:1515:G:C8	2.50	0.47
23:BA:1582:C:O2'	23:BA:1586:A:N3	2.47	0.47
23:BA:1815:A:C5	23:BA:1817:G:C6	3.03	0.47
39:BV:21:ARG:HG3	39:BV:93:GLU:HG3	1.96	0.47
41:BX:52:VAL:HG12	41:BX:82:GLN:HG2	1.97	0.47
44:B0:29:GLN:O	44:B0:67:VAL:HG23	2.15	0.47
45:B1:86:SER:OG	45:B1:89:GLU:HG2	2.15	0.47
47:B3:8:LEU:HD13	47:B3:31:LEU:HA	1.96	0.47
1:CA:1319:A:H2'	19:CS:4:SER:HB2	1.97	0.47

Continued on next page...

Continued from previous page...

Atom-1	Atom-2	Interatomic distance (Å)	Clash overlap (Å)
1:CA:1356:G:H2'	1:CA:1357:A:O4'	2.15	0.47
1:CA:1493:A:H1'	23:DA:1913:A:C6	2.49	0.47
23:DA:143:G:H2'	23:DA:143(A):C:C6	2.50	0.47
23:DA:720:C:H2'	23:DA:721:C:C6	2.48	0.47
23:DA:2315:G:C6	23:DA:2316:C:N4	2.83	0.47
23:DA:2337:G:C2	23:DA:2338:G:C8	3.03	0.47
25:DD:26:LYS:HE2	25:DD:28:GLU:O	2.14	0.47
29:DH:40:GLU:OE2	29:DH:60:ARG:NH1	2.48	0.47
36:DS:3:ARG:HG3	36:DS:4:LEU:N	2.24	0.47
38:DU:65:ILE:HD11	38:DU:95:LEU:HB3	1.97	0.47
40:DW:40:ASN:O	40:DW:41:LYS:HG3	2.14	0.47
43:DZ:141:VAL:O	43:DZ:144:LEU:HB2	2.14	0.47
53:D9:8:LYS:O	53:D9:34:GLN:NE2	2.45	0.47
1:AA:106:C:H2'	1:AA:107:G:H8	1.80	0.47
1:AA:1152:A:H5'	10:AJ:13:HIS:CD2	2.50	0.47
6:AF:91:VAL:HG13	18:AR:72:ARG:HH22	1.80	0.47
9:AI:46:ALA:HB1	9:AI:74:ILE:HG23	1.96	0.47
16:AP:28:ARG:NH1	16:AP:29:ASP:OD2	2.47	0.47
21:AU:12:LYS:CB	21:AU:22:ARG:HD2	2.36	0.47
23:BA:1493:C:C4	23:BA:2206:G:H1'	2.50	0.47
23:BA:1652:A:C2'	23:BA:1653:G:H5'	2.45	0.47
23:BA:2734:A:H2'	23:BA:2735:G:O4'	2.15	0.47
27:BF:158:THR:O	27:BF:164:ARG:NH1	2.48	0.47
31:BN:34:LEU:HD12	31:BN:34:LEU:HA	1.72	0.47
1:CA:509:A:H5''	4:CD:55:ALA:HB2	1.95	0.47
1:CA:1015:A:H2'	1:CA:1016:A:O4'	2.15	0.47
1:CA:1347:G:N2	1:CA:1373:G:H2'	2.30	0.47
2:CB:21:ARG:HD3	2:CB:21:ARG:N	2.29	0.47
5:CE:59:GLY:O	5:CE:63:ARG:N	2.42	0.47
13:CM:91:ARG:HG3	13:CM:98:VAL:HA	1.97	0.47
15:CO:25:THR:HG21	15:CO:70:LEU:HB2	1.97	0.47
23:DA:760:G:H2'	23:DA:761:A:O4'	2.14	0.47
23:DA:811:U:H2'	33:DP:21:ARG:HA	1.96	0.47
23:DA:860:U:C2	23:DA:2268:A:C8	3.03	0.47
23:DA:2287:A:O2'	23:DA:2288:A:H3'	2.15	0.47
24:DB:49:C:OP1	36:DS:97:ARG:HB2	2.15	0.47
27:DF:64:ILE:HD12	27:DF:65:TRP:CZ3	2.50	0.47
27:DF:89:VAL:O	27:DF:91:GLY:N	2.48	0.47
49:D5:35:GLU:HG3	49:D5:51:TYR:CB	2.45	0.47
1:AA:105:G:H2'	1:AA:106:C:C6	2.50	0.46
1:AA:872:A:C5	1:AA:874:G:C8	3.03	0.46

Continued on next page...

Continued from previous page...

Atom-1	Atom-2	Interatomic distance (Å)	Clash overlap (Å)
1:AA:1227:A:H8	19:AS:83:HIS:ND1	2.12	0.46
1:AA:1308:U:OP1	13:AM:97:PRO:HA	2.16	0.46
1:AA:1360:A:H3'	1:AA:1361:G:C8	2.50	0.46
1:AA:1442(B):A:C2	37:BT:118:ARG:NE	2.83	0.46
1:AA:1486:G:H2'	1:AA:1487:G:O4'	2.14	0.46
7:AG:16:LEU:HD13	9:AI:44:VAL:O	2.15	0.46
12:AL:70:ILE:HG23	12:AL:100:ILE:HD12	1.97	0.46
13:AM:52:GLU:HG2	13:AM:55:ARG:NH2	2.30	0.46
21:AU:15:ARG:HD3	21:AU:17:THR:HG22	1.97	0.46
23:BA:529:A:H4'	56:BA:4296:HOH:O	2.14	0.46
23:BA:792:G:H5''	23:BA:793:A:H5'	1.96	0.46
23:BA:1210:A:H4'	23:BA:1211:U:O5'	2.14	0.46
30:BI:140:LEU:HD23	30:BI:140:LEU:HA	1.53	0.46
32:BO:47:ILE:HB	32:BO:48:PRO:HD2	1.97	0.46
1:CA:978:A:H5''	1:CA:979:C:OP2	2.14	0.46
1:CA:1236:A:OP1	21:CU:2:GLY:HA3	2.15	0.46
4:CD:36:ARG:HG2	4:CD:38:TYR:CZ	2.51	0.46
4:CD:36:ARG:HG2	4:CD:38:TYR:OH	2.15	0.46
4:CD:119:GLN:O	4:CD:123:HIS:CD2	2.69	0.46
4:CD:120:LEU:HB3	4:CD:126:ILE:HD11	1.95	0.46
23:DA:64:A:O3'	41:DX:71:GLY:HA3	2.15	0.46
23:DA:307:G:N7	56:DA:3950:HOH:O	2.35	0.46
23:DA:657:U:H2'	23:DA:658:C:C6	2.50	0.46
23:DA:1889:A:H2'	23:DA:1890:A:C8	2.50	0.46
23:DA:1970:A:H4'	23:DA:1971:A:OP1	2.15	0.46
25:DD:142:VAL:HG23	25:DD:193:VAL:HA	1.97	0.46
25:DD:147:LEU:HD13	25:DD:155:LEU:HD21	1.97	0.46
26:DE:97:LYS:O	26:DE:100:GLU:HG3	2.15	0.46
27:DF:103:LYS:HA	27:DF:106:ARG:HG3	1.97	0.46
37:DT:23:ARG:HG3	37:DT:120:ARG:CZ	2.45	0.46
37:DT:84:GLN:NE2	37:DT:85:LYS:HG2	2.30	0.46
41:DX:26:TYR:CE1	41:DX:89:ILE:HG13	2.50	0.46
43:DZ:30:ASN:HD22	43:DZ:90:VAL:HB	1.79	0.46
1:AA:933:G:C8	7:AG:3:ARG:HD2	2.50	0.46
1:AA:1099:G:H5'	1:AA:1100:C:OP2	2.15	0.46
1:AA:1493:A:O2'	1:AA:1494:G:O5'	2.28	0.46
2:AB:21:ARG:HD3	2:AB:21:ARG:N	2.30	0.46
2:AB:84:GLU:HA	2:AB:87:ARG:HB3	1.97	0.46
2:AB:112:VAL:HG12	2:AB:113:HIS:ND1	2.29	0.46
2:AB:149:LEU:HD22	2:AB:152:PHE:CD1	2.50	0.46
13:AM:86:CYS:O	19:AS:73:GLU:HB3	2.15	0.46

Continued on next page...

Continued from previous page...

Atom-1	Atom-2	Interatomic distance (Å)	Clash overlap (Å)
19:AS:57:HIS:ND1	19:AS:57:HIS:N	2.64	0.46
22:AV:51:ARG:HB3	22:AV:51:ARG:HH11	1.80	0.46
23:BA:251:A:C5	23:BA:252:G:H1'	2.49	0.46
23:BA:911:A:H2'	34:BQ:9:TYR:OH	2.15	0.46
23:BA:2208:A:H1'	23:BA:2219:G:C4	2.50	0.46
25:BD:76:PRO:HB2	25:BD:116:GLN:HE21	1.80	0.46
28:BG:73:ALA:HB2	28:BG:88:ILE:HD11	1.96	0.46
42:BY:32:PRO:O	42:BY:35:TYR:N	2.44	0.46
43:BZ:53:ILE:HG22	43:BZ:71:VAL:O	2.15	0.46
1:CA:31:G:O2'	1:CA:48:C:N4	2.48	0.46
1:CA:152:A:N6	1:CA:170:U:H3	2.12	0.46
1:CA:622:A:C8	1:CA:623:C:C6	3.03	0.46
1:CA:1233:G:H2'	1:CA:1234:C:C6	2.50	0.46
1:CA:1252:A:H2'	1:CA:1253:G:O4'	2.16	0.46
2:CB:134:GLU:O	2:CB:138:LEU:HG	2.14	0.46
3:CC:184:TYR:CE2	3:CC:186:PHE:HB2	2.50	0.46
23:DA:278:A:H4'	23:DA:279:C:OP1	2.15	0.46
23:DA:1180:C:H2'	23:DA:1181:C:H6	1.79	0.46
23:DA:1582:C:O2'	23:DA:1586:A:N3	2.47	0.46
26:DE:36:ARG:HG2	26:DE:47:VAL:HG22	1.96	0.46
36:DS:49:VAL:HG12	36:DS:73:LEU:HD12	1.96	0.46
48:D4:14:ILE:HA	48:D4:31:ILE:O	2.16	0.46
50:D6:11:LEU:HB2	50:D6:21:TYR:HB2	1.97	0.46
1:AA:59:A:H5'	1:AA:60:A:C5'	2.41	0.46
1:AA:193:C:H2'	1:AA:194:C:H6	1.78	0.46
1:AA:503:C:H2'	1:AA:504:C:H6	1.79	0.46
1:AA:745:C:H2'	1:AA:746:A:C8	2.49	0.46
1:AA:1237:C:O2'	1:AA:1335:C:H5'	2.15	0.46
3:AC:130:VAL:HG21	3:AC:158:GLY:N	2.30	0.46
7:AG:37:ASN:ND2	9:AI:39:GLY:O	2.46	0.46
9:AI:23:ASN:N	9:AI:60:ASP:OD1	2.48	0.46
10:AJ:49:VAL:HG23	14:AN:41:ARG:HD2	1.97	0.46
12:AL:124:LYS:HA	12:AL:125:PRO:HD3	1.78	0.46
14:AN:6:LEU:HG	14:AN:23:ARG:HH22	1.78	0.46
15:AO:24:SER:O	15:AO:27:VAL:N	2.46	0.46
23:BA:83:G:OP1	42:BY:95:LYS:NZ	2.48	0.46
23:BA:530:G:N1	56:BA:4292:HOH:O	2.25	0.46
23:BA:1816:G:N1	25:BD:35:LYS:HD3	2.30	0.46
23:BA:2146:C:H4'	23:BA:2147:G:C8	2.50	0.46
23:BA:2438:U:O2'	23:BA:2440:C:OP1	2.24	0.46
25:BD:242:ARG:HD3	25:BD:242:ARG:N	2.30	0.46

Continued on next page...

Continued from previous page...

Atom-1	Atom-2	Interatomic distance (Å)	Clash overlap (Å)
33:BP:84:ASN:HB3	33:BP:117:GLU:O	2.16	0.46
43:BZ:144:LEU:CD2	43:BZ:150:LEU:HG	2.45	0.46
1:CA:509:A:H3'	1:CA:509:A:H8	1.80	0.46
1:CA:662:G:O2'	1:CA:836:G:OP1	2.32	0.46
1:CA:937:A:H1'	1:CA:1379:G:H22	1.81	0.46
1:CA:1459:C:C4	1:CA:1460:A:N6	2.73	0.46
2:CB:113:HIS:O	2:CB:117:GLU:HG3	2.16	0.46
6:CF:8:ILE:HD12	6:CF:26:ILE:HD13	1.97	0.46
23:DA:955:C:OP1	34:DQ:87:LYS:HE2	2.14	0.46
23:DA:1494:A:C6	23:DA:1495:A:C6	3.04	0.46
23:DA:1568:G:H5''	25:DD:61:LEU:HD22	1.96	0.46
23:DA:2106:G:N1	23:DA:2107:C:O2	2.48	0.46
25:DD:101:GLU:OE1	25:DD:103:ARG:HD3	2.15	0.46
28:DG:145:THR:HG23	28:DG:148:MET:SD	2.55	0.46
31:DN:111:PRO:HA	31:DN:114:ARG:NH1	2.30	0.46
39:DV:99:ILE:HG22	39:DV:101:GLY:H	1.80	0.46
40:DW:86:LEU:HD22	40:DW:96:ILE:HD11	1.96	0.46
44:D0:72:ARG:HB2	44:D0:75:LEU:HB2	1.98	0.46
50:D6:21:TYR:CE2	50:D6:38:LYS:HG2	2.51	0.46
1:AA:76:C:H3'	1:AA:77:G:H5''	1.98	0.46
1:AA:946:A:O2'	1:AA:1333:A:H1'	2.15	0.46
1:AA:951:G:O6	1:AA:1230:C:N3	2.49	0.46
1:AA:1099:G:H2'	1:AA:1099:G:N3	2.31	0.46
1:AA:1503:A:C8	1:AA:1531:A:H1'	2.51	0.46
3:AC:58:GLU:O	3:AC:59:ARG:HG3	2.15	0.46
3:AC:134:ILE:HG12	3:AC:153:VAL:HG21	1.98	0.46
3:AC:156:ARG:HD3	3:AC:193:TYR:HD1	1.81	0.46
10:AJ:32:ALA:HA	10:AJ:33:GLN:HA	1.67	0.46
18:AR:66:LEU:O	18:AR:70:ILE:HG13	2.15	0.46
23:BA:1810:A:H2'	23:BA:1811:G:O4'	2.14	0.46
23:BA:2772:C:H2'	23:BA:2773:C:H6	1.80	0.46
26:BE:71:GLY:HA2	26:BE:72:VAL:O	2.16	0.46
36:BS:80:LEU:HD12	36:BS:80:LEU:HA	1.72	0.46
36:BS:96:GLY:HA3	36:BS:98:VAL:N	2.31	0.46
42:BY:35:TYR:CE2	42:BY:69:ALA:HB3	2.50	0.46
1:CA:376:G:P	16:CP:67:THR:HG21	2.55	0.46
1:CA:865:A:H5'	1:CA:1078:U:O4	2.15	0.46
1:CA:1085:U:H3'	1:CA:1086:U:H5	1.80	0.46
1:CA:1459:C:H2'	1:CA:1460:A:C8	2.50	0.46
5:CE:137:GLU:O	5:CE:141:GLN:HG3	2.15	0.46
23:DA:415:A:H2'	23:DA:416:C:C6	2.50	0.46

Continued on next page...

Continued from previous page...

Atom-1	Atom-2	Interatomic distance (Å)	Clash overlap (Å)
23:DA:492:A:H2'	23:DA:493:G:O4'	2.15	0.46
23:DA:1021:A:N6	23:DA:1142(A):A:H61	2.13	0.46
23:DA:2238:G:H2'	23:DA:2238:G:N3	2.30	0.46
23:DA:2275:C:H6	23:DA:2275:C:H5'	1.80	0.46
24:DB:8:U:OP1	36:DS:11:LYS:NZ	2.41	0.46
25:DD:68:LYS:O	25:DD:70:TRP:CD1	2.69	0.46
32:DO:47:ILE:HB	32:DO:48:PRO:HD2	1.97	0.46
1:AA:36:C:H4'	12:AL:122:THR:O	2.16	0.46
1:AA:60:A:H8	1:AA:60:A:OP1	1.98	0.46
1:AA:530:G:H3'	1:AA:530:G:OP1	2.15	0.46
1:AA:662:G:O2'	1:AA:836:G:OP1	2.33	0.46
1:AA:791:G:C6	1:AA:792:A:N7	2.84	0.46
1:AA:986:A:C6	1:AA:1220:G:N1	2.84	0.46
1:AA:1237:C:OP1	1:AA:1303:C:O2'	2.33	0.46
1:AA:1238:A:H3'	1:AA:1239:A:H8	1.80	0.46
1:AA:1306:A:H1'	1:AA:1332:A:C2	2.50	0.46
1:AA:1313:U:C2	1:AA:1324:A:N1	2.83	0.46
1:AA:1349:A:C8	1:AA:1373:G:N2	2.77	0.46
3:AC:35:GLU:OE2	3:AC:59:ARG:NH2	2.48	0.46
3:AC:134:ILE:HG13	3:AC:134:ILE:H	1.42	0.46
4:AD:200:GLU:N	4:AD:200:GLU:OE2	2.49	0.46
6:AF:8:ILE:HD12	6:AF:26:ILE:HD13	1.96	0.46
6:AF:67:MET:HB2	6:AF:68:PRO:HD2	1.98	0.46
12:AL:42:THR:OG1	12:AL:52:LEU:HD12	2.14	0.46
23:BA:2427:C:H5''	23:BA:2428:G:OP1	2.15	0.46
23:BA:2820:A:OP1	35:BR:4:LEU:HD23	2.15	0.46
23:BA:2833:G:H3'	23:BA:2834:G:H5''	1.97	0.46
27:BF:89:VAL:O	27:BF:90:PHE:C	2.54	0.46
28:BG:60:LEU:O	28:BG:64:THR:N	2.38	0.46
29:BH:43:VAL:HG22	29:BH:52:VAL:HG22	1.98	0.46
1:CA:79:G:H2'	1:CA:80:G:C8	2.50	0.46
1:CA:115:G:H4'	1:CA:116:A:O5'	2.15	0.46
1:CA:186:C:H2'	1:CA:187:C:H6	1.79	0.46
1:CA:517:G:N2	1:CA:531:U:H5'	2.31	0.46
1:CA:719:C:H5	1:CA:720:C:C4	2.33	0.46
1:CA:1369:C:OP2	9:CI:112:LYS:N	2.37	0.46
2:CB:75:LYS:HE3	2:CB:78:GLN:OE1	2.16	0.46
8:CH:120:THR:H	8:CH:123:GLU:HB2	1.80	0.46
12:CL:102:ARG:HB3	12:CL:102:ARG:HE	1.44	0.46
13:CM:23:TYR:HE1	13:CM:70:LEU:HD21	1.79	0.46
16:CP:28:ARG:HG2	16:CP:29:ASP:OD2	2.16	0.46

Continued on next page...

Continued from previous page...

Atom-1	Atom-2	Interatomic distance (Å)	Clash overlap (Å)
20:CT:79:ARG:HD2	20:CT:83:ARG:HH21	1.80	0.46
23:DA:272(J):C:H2'	23:DA:274:G:O4'	2.15	0.46
23:DA:322:A:H5'	23:DA:340:A:H1'	1.96	0.46
23:DA:919:G:N2	23:DA:2269:A:OP2	2.45	0.46
23:DA:1171:G:H1	23:DA:1178:C:H42	1.63	0.46
23:DA:2286:A:H4'	23:DA:2287:A:O4'	2.15	0.46
24:DB:65:C:N4	24:DB:109:C:C2	2.83	0.46
26:DE:111:ARG:HB3	35:DR:1:MET:HE2	1.97	0.46
26:DE:115:GLY:O	26:DE:119:ARG:HB2	2.15	0.46
30:DI:61:ARG:HH11	30:DI:61:ARG:HA	1.81	0.46
36:DS:83:LYS:C	36:DS:111:GLU:HG3	2.36	0.46
36:DS:96:GLY:H	36:DS:99:LYS:H	1.63	0.46
43:DZ:111:VAL:C	43:DZ:113:ALA:N	2.68	0.46
45:D1:3:LYS:HE3	45:D1:3:LYS:HB3	1.52	0.46
1:AA:502:G:P	12:AL:116:SER:HA	2.56	0.46
1:AA:945:G:H2'	1:AA:945:G:N3	2.31	0.46
1:AA:986:A:H1'	19:AS:55:LYS:HA	1.96	0.46
1:AA:1027:C:H5	1:AA:1029:C:N3	2.13	0.46
1:AA:1143:G:H2'	1:AA:1144:G:C8	2.50	0.46
1:AA:1238:A:C2	1:AA:1303:C:H4'	2.51	0.46
13:AM:88:ARG:O	13:AM:91:ARG:HB2	2.16	0.46
16:AP:59:TRP:O	16:AP:63:GLY:N	2.49	0.46
17:AQ:81:ARG:HD2	17:AQ:81:ARG:HA	1.63	0.46
23:BA:1425:G:H2'	23:BA:1426:G:O4'	2.16	0.46
23:BA:2262:U:O2'	23:BA:2263:C:H5'	2.15	0.46
23:BA:2302:G:C6	23:BA:2315:G:C6	3.04	0.46
24:BB:14:U:OP2	24:BB:70:C:O2'	2.30	0.46
29:BH:33:LEU:HD21	29:BH:136:ILE:HG13	1.98	0.46
36:BS:11:LYS:HG3	36:BS:91:PRO:HD3	1.96	0.46
41:BX:5:TYR:HD1	46:B2:33:MET:HE2	1.81	0.46
42:BY:99:CYS:SG	42:BY:102:CYS:N	2.88	0.46
44:B0:26:TYR:O	44:B0:29:GLN:HB2	2.15	0.46
50:B6:34:LEU:HD22	50:B6:36:LEU:HD11	1.98	0.46
1:CA:93:G:H1'	1:CA:96:U:H5'	1.97	0.46
1:CA:544:G:C2	1:CA:545:C:C2	3.04	0.46
1:CA:745:C:H2'	1:CA:746:A:H8	1.80	0.46
1:CA:1184:G:H2'	1:CA:1184:G:N3	2.30	0.46
1:CA:1246:C:H2'	1:CA:1247:U:O4'	2.15	0.46
1:CA:1273:G:H5'	1:CA:1274:G:OP2	2.16	0.46
1:CA:1512:U:H2'	1:CA:1513:A:C8	2.50	0.46
2:CB:149:LEU:HD22	2:CB:152:PHE:CD1	2.50	0.46

Continued on next page...

Continued from previous page...

Atom-1	Atom-2	Interatomic distance (Å)	Clash overlap (Å)
7:CG:87:VAL:HG11	7:CG:155:ARG:HB2	1.96	0.46
9:CI:49:PRO:HG3	9:CI:101:PHE:CG	2.51	0.46
10:CJ:34:VAL:HG12	10:CJ:74:ILE:HA	1.97	0.46
11:CK:122:LYS:HB3	11:CK:122:LYS:HE2	1.68	0.46
15:CO:63:ARG:HG2	15:CO:67:LEU:HD12	1.97	0.46
23:DA:469:G:H2'	23:DA:470:A:H5''	1.96	0.46
23:DA:1202:C:N4	23:DA:1203:G:C6	2.83	0.46
23:DA:2615:U:C2	49:D5:7:PRO:HA	2.51	0.46
26:DE:52:LEU:O	26:DE:75:VAL:HG22	2.16	0.46
27:DF:127:GLU:HA	27:DF:196:LEU:HD12	1.97	0.46
28:DG:16:ARG:NH2	28:DG:28:VAL:O	2.48	0.46
41:DX:57:LEU:HD21	41:DX:78:LYS:HE2	1.97	0.46
44:D0:24:LYS:O	44:D0:25:ARG:HD3	2.16	0.46
1:AA:17:U:H2'	1:AA:18:C:H6	1.77	0.46
1:AA:203:U:H3'	1:AA:203:U:OP2	2.15	0.46
1:AA:1154:G:C2	1:AA:1155:G:C4	3.04	0.46
1:AA:1250:A:C6	1:AA:1251:A:C6	3.04	0.46
2:AB:75:LYS:HA	2:AB:78:GLN:HB2	1.97	0.46
5:AE:93:PRO:HG2	8:AH:105:ARG:CZ	2.44	0.46
9:AI:9:ARG:HB3	9:AI:104:ARG:NH2	2.29	0.46
20:AT:63:ILE:HD13	20:AT:80:ARG:HB3	1.98	0.46
20:AT:66:ALA:HB3	20:AT:72:LEU:HD22	1.98	0.46
23:BA:125:G:C6	51:B7:10:ARG:HG3	2.51	0.46
23:BA:322:A:H5'	23:BA:340:A:H1'	1.97	0.46
23:BA:479:A:N3	23:BA:481:G:H5''	2.30	0.46
23:BA:723:G:H2'	23:BA:724:U:O4'	2.16	0.46
23:BA:910:A:C5	34:BQ:13:GLN:HG3	2.51	0.46
23:BA:950:G:C6	23:BA:951:C:C4	3.04	0.46
23:BA:2191:G:H3'	23:BA:2192:G:H8	1.81	0.46
23:BA:2832:U:OP2	56:BA:4214:HOH:O	2.20	0.46
26:BE:201:THR:OG1	26:BE:202:LYS:N	2.49	0.46
31:BN:128:HIS:HA	31:BN:129:PRO:HD2	1.62	0.46
43:BZ:5:LEU:O	43:BZ:59:LEU:HA	2.16	0.46
46:B2:69:ARG:O	46:B2:70:GLN:HB2	2.15	0.46
1:CA:373:A:N3	1:CA:481:G:N2	2.51	0.46
1:CA:658:G:H2'	1:CA:659:U:H6	1.81	0.46
1:CA:1060:C:OP1	10:CJ:51:ARG:NH1	2.48	0.46
1:CA:1122:U:O4	1:CA:1123:A:N6	2.47	0.46
4:CD:104:VAL:HA	4:CD:107:ARG:HB2	1.97	0.46
9:CI:33:PHE:O	9:CI:37:PHE:HB2	2.16	0.46
23:DA:1418:G:H8	23:DA:1418:G:O5'	1.99	0.46

Continued on next page...

Continued from previous page...

Atom-1	Atom-2	Interatomic distance (Å)	Clash overlap (Å)
23:DA:2636:U:H4'	26:DE:80:GLU:OE2	2.16	0.46
25:DD:69:ARG:NH2	25:DD:128:GLY:O	2.38	0.46
27:DF:178:PRO:HG2	27:DF:179:GLU:OE1	2.15	0.46
32:DO:68:GLU:HB3	32:DO:78:ARG:HD3	1.98	0.46
37:DT:118:ARG:HH11	37:DT:118:ARG:HG3	1.80	0.46
1:AA:719:C:H5	1:AA:720:C:C4	2.34	0.46
1:AA:730:G:C5	1:AA:731:G:H1'	2.50	0.46
1:AA:945:G:N7	1:AA:1337:G:H1'	2.30	0.46
1:AA:1042:G:OP2	1:AA:1042:G:C8	2.67	0.46
1:AA:1305:G:O2'	1:AA:1306:A:OP2	2.28	0.46
1:AA:1458:G:H5'	20:AT:31:SER:CB	2.46	0.46
3:AC:152:ILE:HG13	3:AC:201:TYR:HE1	1.81	0.46
12:AL:41:ARG:HH12	12:AL:57:LYS:HE3	1.81	0.46
15:AO:74:ASP:HA	15:AO:75:PRO:HD2	1.79	0.46
18:AR:52:PRO:O	18:AR:56:THR:HG23	2.16	0.46
23:BA:92:A:C2'	23:BA:93:G:H5'	2.45	0.46
23:BA:323:G:C8	27:BF:171:PRO:HG3	2.51	0.46
23:BA:330:A:H2	23:BA:1210:A:HO2'	1.63	0.46
23:BA:1338:G:O2'	23:BA:1393:A:N1	2.44	0.46
23:BA:1529:G:C6	23:BA:1530:C:C4	3.03	0.46
23:BA:1827:C:H5'	23:BA:1971:A:H4'	1.98	0.46
23:BA:2123:G:H1	23:BA:2175:C:N4	2.14	0.46
23:BA:2141:G:C6	23:BA:2151:G:C6	3.03	0.46
25:BD:118:VAL:HG22	25:BD:119:ALA:N	2.31	0.46
30:BI:123:LEU:HD23	30:BI:123:LEU:H	1.80	0.46
34:BQ:57:HIS:HD2	34:BQ:117:ALA:HB2	1.80	0.46
1:CA:344:A:H3'	1:CA:346:G:O6	2.16	0.46
1:CA:353:A:H5'	1:CA:353:A:C8	2.42	0.46
1:CA:479:C:H2'	1:CA:480:U:H6	1.80	0.46
1:CA:658:G:C4	1:CA:659:U:C5	3.04	0.46
1:CA:1236:A:H2'	1:CA:1237:C:C6	2.51	0.46
1:CA:1360:A:C8	14:CN:18:VAL:HG22	2.50	0.46
23:DA:234:C:H2'	23:DA:235:U:H6	1.81	0.46
23:DA:2285:C:OP2	50:D6:6:ARG:NH1	2.47	0.46
23:DA:2748:A:OP1	29:DH:70:THR:HG21	2.16	0.46
23:DA:2818:G:O2'	23:DA:2819:G:H5'	2.16	0.46
23:DA:2850:A:OP2	23:DA:2866:U:H5	1.98	0.46
25:DD:38:LYS:HD2	25:DD:39:LYS:N	2.30	0.46
27:DF:133:ASN:HA	27:DF:162:LEU:HD23	1.98	0.46
34:DQ:16:ARG:O	34:DQ:17:LEU:HD23	2.15	0.46
1:AA:116:A:H61	1:AA:313:A:H1'	1.81	0.46

Continued on next page...

Continued from previous page...

Atom-1	Atom-2	Interatomic distance (Å)	Clash overlap (Å)
1:AA:509:A:H3'	1:AA:509:A:H8	1.80	0.46
1:AA:558:G:H5''	1:AA:559:A:P	2.55	0.46
1:AA:623:C:H2'	1:AA:624:C:C6	2.48	0.46
1:AA:745:C:H2'	1:AA:746:A:H8	1.80	0.46
1:AA:955:U:H3	1:AA:1225:A:N6	2.09	0.46
1:AA:1127:G:H1'	1:AA:1148:U:N3	2.31	0.46
1:AA:1165:C:N4	1:AA:1166:G:C6	2.84	0.46
1:AA:1459:C:C2	1:AA:1460:A:N6	2.84	0.46
4:AD:59:ARG:HH22	4:AD:66:ARG:NH1	2.13	0.46
6:AF:25:ILE:CD1	6:AF:82:ARG:HE	2.28	0.46
8:AH:40:ALA:HA	8:AH:45:ILE:HG13	1.96	0.46
9:AI:71:SER:O	9:AI:74:ILE:HB	2.16	0.46
23:BA:196:A:N3	23:BA:196:A:H2'	2.31	0.46
23:BA:241:A:O4'	23:BA:243:U:C6	2.69	0.46
23:BA:686:G:O6	51:B7:12:ARG:HD2	2.16	0.46
23:BA:1779:U:C5	23:BA:1784:A:N7	2.64	0.46
29:BH:56:SER:OG	29:BH:57:ASP:N	2.49	0.46
29:BH:94:TYR:CE2	29:BH:107:VAL:HB	2.50	0.46
36:BS:24:LEU:HD23	36:BS:24:LEU:HA	1.77	0.46
43:BZ:5:LEU:HD22	43:BZ:6:LYS:H	1.81	0.46
1:CA:626:U:H5''	16:CP:38:TYR:CG	2.51	0.46
1:CA:980:C:H3'	1:CA:981:U:H6	1.81	0.46
1:CA:1007:C:H2'	1:CA:1008:C:C6	2.51	0.46
4:CD:111:ALA:HB1	4:CD:116:GLN:HG2	1.98	0.46
7:CG:36:LYS:HA	7:CG:36:LYS:HD3	1.80	0.46
18:CR:31:LEU:CD2	18:CR:31:LEU:H	2.29	0.46
19:CS:36:ARG:HB3	19:CS:72:GLY:HA3	1.98	0.46
23:DA:128:C:H2'	23:DA:129:C:H6	1.80	0.46
23:DA:271(R):G:H2'	23:DA:271(S):G:C8	2.49	0.46
23:DA:708:C:H5'	23:DA:709:U:OP2	2.16	0.46
23:DA:901:A:H2'	23:DA:902:C:C6	2.51	0.46
23:DA:923:C:C4'	44:D0:29:GLN:HE21	2.28	0.46
23:DA:1721:G:N1	23:DA:1739:U:OP2	2.49	0.46
23:DA:2142:C:N3	23:DA:2149:G:O6	2.49	0.46
23:DA:2747:G:O6	23:DA:2755:C:H5''	2.16	0.46
23:DA:2867:G:OP2	37:DT:119:LYS:NZ	2.41	0.46
30:DI:97:ILE:O	30:DI:100:ALA:HB3	2.16	0.46
30:DI:124:GLY:N	30:DI:144:VAL:HG13	2.31	0.46
37:DT:11:GLU:O	37:DT:15:VAL:HG23	2.16	0.46
47:D3:4:LEU:N	47:D3:37:LEU:O	2.45	0.46
1:AA:11:G:C5	1:AA:12:U:C5	3.03	0.46

Continued on next page...

Continued from previous page...

Atom-1	Atom-2	Interatomic distance (Å)	Clash overlap (Å)
1:AA:165:C:H2'	1:AA:166:G:H8	1.81	0.46
1:AA:673:G:O3'	6:AF:87:ARG:NH2	2.49	0.46
1:AA:937:A:H2'	1:AA:938:A:H5'	1.98	0.46
1:AA:1027:C:C2	1:AA:1034:G:N2	2.84	0.46
1:AA:1179:A:HO2'	1:AA:1180:A:C5'	2.28	0.46
1:AA:1291:G:H5''	7:AG:41:ARG:NH2	2.31	0.46
2:AB:42:ILE:HD13	2:AB:203:GLY:HA2	1.98	0.46
2:AB:73:THR:HG21	2:AB:95:GLN:O	2.16	0.46
6:AF:27:GLN:HA	6:AF:30:LEU:HD12	1.98	0.46
24:BB:117:G:H2'	24:BB:118:G:O4'	2.16	0.46
40:BW:41:LYS:HE3	49:B5:25:LEU:HD21	1.96	0.46
43:BZ:45:ASP:O	43:BZ:49:ARG:HG3	2.16	0.46
1:CA:589:C:H2'	1:CA:590:C:H6	1.81	0.46
1:CA:599:C:H5''	8:CH:95:VAL:O	2.15	0.46
1:CA:1250:A:H4'	9:CI:67:GLY:HA2	1.96	0.46
1:CA:1531:A:H2'	1:CA:1532:U:O4'	2.16	0.46
2:CB:73:THR:HG21	2:CB:95:GLN:O	2.16	0.46
4:CD:26:CYS:HA	4:CD:31:CYS:HB2	1.98	0.46
23:DA:646:A:H5'	23:DA:646:A:N3	2.31	0.46
23:DA:655:A:H8	23:DA:656:G:O4'	1.98	0.46
23:DA:1108:U:O2'	23:DA:1109:C:O4'	2.34	0.46
23:DA:1815:A:C5	23:DA:1817:G:C6	3.04	0.46
23:DA:2345:G:N3	23:DA:2381:C:H2'	2.31	0.46
23:DA:2784:C:H1'	26:DE:37:ARG:NH1	2.30	0.46
26:DE:60:ASN:OD1	26:DE:62:PRO:HD2	2.15	0.46
29:DH:5:GLY:HA2	29:DH:69:ARG:HB3	1.97	0.46
34:DQ:35:VAL:HG13	34:DQ:130:LYS:HB3	1.98	0.46
1:AA:394:G:H2'	1:AA:395:C:H6	1.81	0.45
1:AA:433:C:H2'	1:AA:434:U:H6	1.81	0.45
1:AA:493:G:HO2'	1:AA:494:U:H6	1.63	0.45
1:AA:655:A:C2	1:AA:656:C:C2	3.05	0.45
1:AA:932:C:H5'	7:AG:4:ARG:NE	2.28	0.45
1:AA:948:C:OP2	13:AM:106:ASN:HB3	2.16	0.45
1:AA:1240:U:C4	7:AG:32:ARG:NH2	2.84	0.45
1:AA:1346:A:N6	1:AA:1374:A:C8	2.84	0.45
1:AA:1377:A:H2'	7:AG:7:ALA:CB	2.46	0.45
3:AC:150:LYS:HA	3:AC:169:ALA:HB2	1.98	0.45
7:AG:137:LYS:O	7:AG:141:VAL:HB	2.16	0.45
9:AI:5:TYR:CE1	9:AI:16:ARG:HG2	2.45	0.45
9:AI:7:THR:HG23	9:AI:14:VAL:HG13	1.97	0.45
15:AO:39:LEU:HD13	15:AO:56:LEU:HB2	1.97	0.45

Continued on next page...

Continued from previous page...

Atom-1	Atom-2	Interatomic distance (Å)	Clash overlap (Å)
23:BA:271(S):G:C6	23:BA:271(T):C:C4	3.05	0.45
23:BA:588:U:H1'	27:BF:90:PHE:HB3	1.97	0.45
23:BA:1429:G:H2'	23:BA:1430:C:C6	2.50	0.45
23:BA:2294:C:OP1	36:BS:89:ARG:NH1	2.41	0.45
23:BA:2313:C:H5''	28:BG:91:ARG:HG3	1.98	0.45
27:BF:7:TYR:N	27:BF:22:ALA:HB3	2.29	0.45
29:BH:20:ALA:HB1	29:BH:21:PRO:HD2	1.97	0.45
51:B7:16:HIS:HB2	51:B7:44:PRO:HG2	1.98	0.45
52:B8:62:LEU:HB3	52:B8:65:GLU:HG2	1.97	0.45
1:CA:511:C:N3	1:CA:540:G:N2	2.54	0.45
1:CA:791:G:C6	1:CA:792:A:N7	2.83	0.45
1:CA:1227:A:OP2	13:CM:111:LYS:HG2	2.16	0.45
2:CB:47:THR:O	2:CB:51:LEU:HB2	2.16	0.45
4:CD:25:ARG:O	4:CD:25:ARG:HG2	2.16	0.45
5:CE:133:TYR:O	5:CE:137:GLU:HB2	2.15	0.45
5:CE:151:LEU:HB3	8:CH:79:VAL:HG22	1.98	0.45
8:CH:86:ILE:HG21	8:CH:133:LEU:HD22	1.98	0.45
12:CL:60:LEU:HD22	12:CL:60:LEU:H	1.80	0.45
23:DA:1026:U:O2'	23:DA:1027:A:H8	2.00	0.45
23:DA:1027:A:N6	23:DA:1126:A:C4	2.84	0.45
23:DA:1204:A:H61	23:DA:1240:U:H2'	1.81	0.45
23:DA:1364:G:OP2	45:D1:3:LYS:HG2	2.16	0.45
23:DA:1922:G:H2'	23:DA:1923:U:O4'	2.16	0.45
23:DA:2250:G:N2	34:DQ:84:GLY:HA3	2.31	0.45
23:DA:2406:U:C4	33:DP:72:PRO:HD2	2.51	0.45
23:DA:2512:C:H4'	26:DE:122:PHE:CE2	2.51	0.45
23:DA:2626:C:H2'	23:DA:2627:G:O4'	2.15	0.45
23:DA:2716:U:O2'	23:DA:2717:G:H5'	2.16	0.45
23:DA:2760:C:C2'	23:DA:2761:G:H5''	2.44	0.45
24:DB:50:G:H5''	36:DS:61:ASN:HD21	1.81	0.45
28:DG:63:ILE:HD13	28:DG:155:MET:HE1	1.98	0.45
28:DG:102:PHE:CE2	28:DG:141:PHE:HE1	2.33	0.45
39:DV:52:VAL:HG22	39:DV:55:ALA:HB3	1.97	0.45
45:D1:60:PHE:N	45:D1:60:PHE:CD2	2.84	0.45
52:D8:9:GLY:O	52:D8:13:ARG:HG3	2.16	0.45
52:D8:61:LEU:C	52:D8:63:PRO:HD3	2.36	0.45
1:AA:441:A:H3'	1:AA:442:C:C6	2.51	0.45
1:AA:499:A:H4'	1:AA:500:G:OP1	2.15	0.45
1:AA:956:U:C2	1:AA:1225:A:C2	3.04	0.45
1:AA:1300:G:H4'	1:AA:1301:U:O5'	2.16	0.45
1:AA:1306:A:H2'	1:AA:1307:U:C6	2.51	0.45

Continued on next page...

Continued from previous page...

Atom-1	Atom-2	Interatomic distance (Å)	Clash overlap (Å)
4:AD:205:GLU:OE1	5:AE:100:VAL:HB	2.16	0.45
5:AE:78:HIS:CE1	5:AE:142:LEU:HD23	2.51	0.45
7:AG:69:VAL:HG21	7:AG:134:ALA:HB1	1.98	0.45
9:AI:71:SER:HA	9:AI:74:ILE:HB	1.99	0.45
19:AS:29:ARG:HA	19:AS:47:HIS:HB3	1.98	0.45
23:BA:1141:U:H4'	23:BA:1142(A):A:O4'	2.16	0.45
23:BA:2312:U:H5'	28:BG:88:ILE:HD12	1.97	0.45
26:BE:116:VAL:HG13	26:BE:122:PHE:HB2	1.98	0.45
28:BG:137:GLU:HG3	28:BG:152:LEU:HD21	1.98	0.45
30:BI:133:HIS:ND1	30:BI:134:PRO:O	2.43	0.45
31:BN:99:LEU:O	31:BN:103:VAL:HG23	2.16	0.45
31:BN:112:LEU:O	31:BN:115:ARG:N	2.46	0.45
43:BZ:24:LEU:HB2	43:BZ:41:LEU:HD23	1.98	0.45
43:BZ:128:VAL:HG22	43:BZ:161:VAL:H	1.81	0.45
52:B8:29:LYS:HG2	52:B8:44:LYS:HB3	1.98	0.45
1:CA:475:G:H2'	1:CA:476:G:C8	2.49	0.45
1:CA:623:C:H2'	1:CA:624:C:C6	2.48	0.45
1:CA:674:G:H2'	1:CA:675:A:C8	2.47	0.45
1:CA:874:G:C6	1:CA:875:C:C4	3.04	0.45
1:CA:1067:A:O2'	1:CA:1068:G:OP2	2.26	0.45
1:CA:1347:G:H8	9:CI:107:ARG:CB	2.26	0.45
2:CB:187:LEU:HA	2:CB:201:ILE:HB	1.98	0.45
3:CC:23:TYR:OH	3:CC:25:GLY:HA3	2.17	0.45
3:CC:150:LYS:NZ	3:CC:150:LYS:HB3	2.31	0.45
4:CD:59:ARG:HA	4:CD:59:ARG:HH11	1.81	0.45
6:CF:33:TYR:HB2	6:CF:75:LEU:HD12	1.97	0.45
7:CG:112:PRO:O	7:CG:119:ARG:HD3	2.16	0.45
23:DA:195:A:H4'	23:DA:251:A:O2'	2.17	0.45
23:DA:241:A:O4'	23:DA:243:U:C6	2.70	0.45
23:DA:861:A:N3	24:DB:79:C:O2'	2.47	0.45
23:DA:1536:C:O2'	23:DA:1537:G:O5'	2.28	0.45
34:DQ:12:GLN:HG2	34:DQ:73:PRO:HD2	1.97	0.45
36:DS:65:VAL:O	36:DS:69:VAL:HG12	2.16	0.45
1:AA:519:C:H2'	1:AA:520:A:H8	1.80	0.45
1:AA:1297:C:OP2	13:AM:14:ARG:HD3	2.16	0.45
1:AA:1317:C:OP1	14:AN:17:LYS:HG3	2.16	0.45
1:AA:1369:C:OP1	14:AN:61:TRP:NE1	2.49	0.45
1:AA:1412:C:H2'	1:AA:1413:A:C8	2.51	0.45
2:AB:58:ILE:H	2:AB:58:ILE:HG13	1.43	0.45
3:AC:56:ASP:O	3:AC:67:THR:N	2.39	0.45
5:AE:127:ASN:HA	5:AE:128:PRO:HD3	1.77	0.45

Continued on next page...

Continued from previous page...

Atom-1	Atom-2	Interatomic distance (Å)	Clash overlap (Å)
8:AH:6:ILE:HB	8:AH:85:ARG:NH1	2.30	0.45
11:AK:21:ILE:HA	11:AK:30:VAL:HG12	1.97	0.45
11:AK:48:ILE:HG12	11:AK:48:ILE:O	2.16	0.45
23:BA:836:G:H5''	23:BA:837:C:OP2	2.17	0.45
23:BA:916:G:O2'	23:BA:917:A:O4'	2.33	0.45
23:BA:1877:A:H5'	23:BA:1878:G:OP2	2.17	0.45
23:BA:2170:A:OP2	23:BA:2170:A:H8	1.99	0.45
34:BQ:26:TYR:CD1	34:BQ:28:ALA:HB2	2.51	0.45
42:BY:102:CYS:O	42:BY:104:GLY:N	2.48	0.45
43:BZ:80:ARG:HG2	43:BZ:80:ARG:H	1.62	0.45
43:BZ:111:VAL:C	43:BZ:113:ALA:N	2.69	0.45
47:B3:4:LEU:O	47:B3:36:VAL:HA	2.15	0.45
1:CA:441:A:H3'	1:CA:442:C:H6	1.81	0.45
1:CA:491:G:C4	1:CA:492:G:C8	3.04	0.45
1:CA:988:G:H2'	1:CA:989:C:O4'	2.16	0.45
2:CB:59:GLU:O	2:CB:63:MET:HG2	2.16	0.45
2:CB:194:PRO:O	2:CB:196:LEU:N	2.48	0.45
2:CB:219:VAL:O	2:CB:222:ILE:HB	2.16	0.45
11:CK:16:SER:HA	11:CK:79:SER:HB3	1.98	0.45
23:DA:330:A:H2	23:DA:1210:A:HO2'	1.62	0.45
23:DA:916:G:O2'	23:DA:917:A:O4'	2.31	0.45
23:DA:1364:G:N7	45:D1:3:LYS:HD3	2.30	0.45
23:DA:2191:G:H3'	23:DA:2192:G:H8	1.81	0.45
23:DA:2390:U:O2'	23:DA:2391:G:H5'	2.16	0.45
28:DG:174:GLU:O	28:DG:177:GLY:N	2.45	0.45
34:DQ:119:ARG:HE	34:DQ:119:ARG:HB3	1.62	0.45
39:DV:21:ARG:HG3	39:DV:93:GLU:HG3	1.98	0.45
44:D0:53:MET:HA	44:D0:58:THR:O	2.16	0.45
45:D1:64:ALA:HA	45:D1:67:ILE:HG13	1.97	0.45
1:AA:57:G:N2	1:AA:388:G:C6	2.81	0.45
1:AA:1006:C:O2	1:AA:1023:G:N1	2.49	0.45
1:AA:1027:C:N3	1:AA:1034:G:C2	2.85	0.45
1:AA:1261:A:O4'	1:AA:1283:G:H5''	2.16	0.45
3:AC:32:LEU:HD22	3:AC:59:ARG:HH12	1.80	0.45
5:AE:137:GLU:O	5:AE:141:GLN:HG3	2.17	0.45
5:AE:151:LEU:HB3	8:AH:79:VAL:HG22	1.97	0.45
6:AF:84:ASN:O	6:AF:86:ARG:HG3	2.17	0.45
9:AI:5:TYR:O	9:AI:84:ALA:HA	2.17	0.45
9:AI:49:PRO:HG3	9:AI:101:PHE:CG	2.49	0.45
13:AM:23:TYR:HB3	13:AM:67:GLU:HA	1.97	0.45
16:AP:43:LYS:HG2	16:AP:48:TRP:CE3	2.52	0.45

Continued on next page...

Continued from previous page...

Atom-1	Atom-2	Interatomic distance (Å)	Clash overlap (Å)
16:AP:76:GLN:HG3	16:AP:76:GLN:O	2.17	0.45
22:AV:51:ARG:HB3	22:AV:51:ARG:NH1	2.31	0.45
23:BA:271(H):G:O2'	23:BA:271(I):G:OP2	2.28	0.45
23:BA:415:A:H2'	23:BA:416:C:C6	2.52	0.45
23:BA:446:G:P	56:BA:3961:HOH:O	2.67	0.45
23:BA:848:G:H2'	23:BA:849:A:C8	2.52	0.45
23:BA:1721:G:C2	23:BA:1739:U:OP2	2.70	0.45
24:BB:25:A:H2'	24:BB:26:A:O4'	2.16	0.45
24:BB:49:C:OP1	36:BS:96:GLY:HA2	2.17	0.45
31:BN:55:VAL:HG22	31:BN:126:PRO:HA	1.99	0.45
1:CA:1002:G:C2	1:CA:1003:G:H1'	2.51	0.45
1:CA:1155:G:H2'	1:CA:1156:G:C8	2.51	0.45
1:CA:1233:G:H2'	1:CA:1234:C:H6	1.81	0.45
1:CA:1302:U:C5	13:CM:17:VAL:HG21	2.51	0.45
2:CB:136:VAL:HA	2:CB:139:LYS:CG	2.43	0.45
5:CE:57:LYS:HB3	5:CE:61:TYR:CE2	2.50	0.45
7:CG:87:VAL:HG13	7:CG:151:TYR:HB2	1.99	0.45
11:CK:29:ILE:HG23	11:CK:44:SER:HB3	1.99	0.45
23:DA:26:G:C6	23:DA:27:G:N1	2.85	0.45
23:DA:196:A:H2'	23:DA:196:A:N3	2.31	0.45
23:DA:1478:G:H2'	23:DA:1479:G:H8	1.82	0.45
23:DA:1510:G:H2'	23:DA:1511:C:C6	2.51	0.45
23:DA:1592:C:H2'	23:DA:1593:G:H8	1.82	0.45
23:DA:2107:C:N4	23:DA:2108:C:N4	2.64	0.45
23:DA:2109:U:O2	23:DA:2181:G:N1	2.49	0.45
23:DA:2115:G:C2	23:DA:2117:A:N7	2.84	0.45
23:DA:2146:C:H4'	23:DA:2147:G:C8	2.51	0.45
23:DA:2302:G:C6	23:DA:2315:G:C6	3.04	0.45
23:DA:2793:G:N2	23:DA:2804:C:H1'	2.32	0.45
27:DF:197:ASP:OD2	27:DF:197:ASP:N	2.49	0.45
41:DX:18:TYR:O	41:DX:20:GLY:N	2.50	0.45
43:DZ:144:LEU:HD12	43:DZ:144:LEU:HA	1.78	0.45
46:D2:51:ARG:HG2	46:D2:51:ARG:O	2.16	0.45
1:AA:971:G:C8	1:AA:1365:G:H1'	2.51	0.45
1:AA:1011:G:C6	1:AA:1012:U:N3	2.84	0.45
1:AA:1238:A:H2'	1:AA:1239:A:C8	2.51	0.45
1:AA:1441:G:H21	1:AA:1459:C:H6	1.64	0.45
1:AA:1531:A:H2'	1:AA:1532:U:O4'	2.16	0.45
3:AC:23:TYR:CE2	10:AJ:95:GLU:HG2	2.50	0.45
3:AC:122:GLU:HA	3:AC:125:GLU:OE2	2.17	0.45
7:AG:127:ALA:HA	7:AG:132:GLY:CA	2.44	0.45

Continued on next page...

Continued from previous page...

Atom-1	Atom-2	Interatomic distance (Å)	Clash overlap (Å)
13:AM:5:ALA:HA	13:AM:61:GLU:HG2	1.99	0.45
23:BA:375:C:H2'	23:BA:376:C:C6	2.51	0.45
23:BA:1419:A:C8	23:BA:1421:G:C6	3.05	0.45
23:BA:2131:G:OP2	23:BA:2131:G:H3'	2.17	0.45
23:BA:2134:A:N3	23:BA:2159:G:H1'	2.31	0.45
33:BP:26:GLY:O	33:BP:28:GLY:N	2.38	0.45
43:BZ:30:ASN:HD22	43:BZ:90:VAL:HB	1.82	0.45
1:CA:35:G:N2	1:CA:550:G:N3	2.65	0.45
1:CA:426:G:H2'	1:CA:427:U:C6	2.52	0.45
1:CA:801:U:H2'	1:CA:802:A:H8	1.82	0.45
1:CA:1179:A:OP1	1:CA:1179:A:H8	1.99	0.45
4:CD:59:ARG:HA	4:CD:59:ARG:NH1	2.31	0.45
8:CH:9:MET:O	8:CH:12:ARG:N	2.49	0.45
20:CT:64:ASP:OD1	20:CT:81:LYS:NZ	2.47	0.45
23:DA:643:A:C2	23:DA:644:A:C4	3.04	0.45
23:DA:645:C:O2	23:DA:645:C:H2'	2.15	0.45
23:DA:1319:G:C6	23:DA:1320:C:N4	2.85	0.45
23:DA:1651:G:H2'	23:DA:1652:A:O4'	2.17	0.45
23:DA:2126:A:N1	23:DA:2162:G:O2'	2.40	0.45
23:DA:2304:G:O6	23:DA:2312:U:O4	2.34	0.45
23:DA:2591:C:OP1	25:DD:239:ARG:HG2	2.17	0.45
25:DD:213:ARG:HA	25:DD:213:ARG:HD2	1.61	0.45
43:DZ:53:ILE:HG22	43:DZ:71:VAL:O	2.17	0.45
1:AA:962:C:O2	1:AA:973:G:N1	2.33	0.45
1:AA:1054:C:H2'	1:AA:1055:A:H5''	1.99	0.45
1:AA:1160:G:C6	1:AA:1161:C:N4	2.85	0.45
1:AA:1163:C:H2'	1:AA:1164:G:O4'	2.16	0.45
1:AA:1375:A:H4'	7:AG:29:LYS:NZ	2.32	0.45
2:AB:219:VAL:O	2:AB:222:ILE:HB	2.16	0.45
4:AD:68:TYR:CE2	4:AD:97:LEU:HD22	2.52	0.45
4:AD:188:LEU:H	4:AD:188:LEU:HG	1.33	0.45
5:AE:50:GLU:HB2	5:AE:53:LEU:HD13	1.99	0.45
8:AH:120:THR:H	8:AH:123:GLU:HB2	1.81	0.45
10:AJ:15:THR:HA	10:AJ:18:ALA:HB3	1.99	0.45
10:AJ:23:ILE:O	10:AJ:34:VAL:HG11	2.17	0.45
20:AT:54:LYS:HA	20:AT:57:ARG:CZ	2.46	0.45
20:AT:73:HIS:C	20:AT:74:LYS:HG2	2.37	0.45
23:BA:828:U:H4'	23:BA:831:G:N1	2.32	0.45
23:BA:1180:C:H2'	23:BA:1181:C:H6	1.80	0.45
23:BA:1529:G:H8	23:BA:1529:G:O5'	1.99	0.45
23:BA:1575:C:H2'	23:BA:1576:U:C6	2.51	0.45

Continued on next page...

Continued from previous page...

Atom-1	Atom-2	Interatomic distance (Å)	Clash overlap (Å)
23:BA:1697:G:OP2	23:BA:1698:A:O2'	2.22	0.45
23:BA:2203:U:H4'	25:BD:151:LYS:HG2	1.98	0.45
25:BD:71:ASP:HB3	25:BD:103:ARG:NH2	2.32	0.45
25:BD:137:PRO:HB2	25:BD:140:THR:HG23	1.99	0.45
26:BE:112:GLY:O	26:BE:159:HIS:HA	2.17	0.45
29:BH:70:THR:HA	29:BH:73:ALA:HB3	1.99	0.45
30:BI:40:THR:O	30:BI:44:LEU:HB2	2.17	0.45
45:B1:94:LEU:O	45:B1:97:LEU:HB2	2.16	0.45
46:B2:1:MET:HG3	46:B2:52:ASP:OD2	2.16	0.45
48:B4:40:HIS:HB3	48:B4:43:TYR:HB3	1.97	0.45
1:CA:116:A:H61	1:CA:313:A:H1'	1.82	0.45
1:CA:298:A:H8	1:CA:298:A:OP1	2.00	0.45
1:CA:573:A:N3	1:CA:883:C:O2'	2.41	0.45
1:CA:714:G:H2'	1:CA:715:A:C8	2.51	0.45
1:CA:952:U:H4'	1:CA:964:A:N1	2.32	0.45
1:CA:1002:G:N2	1:CA:1003:G:H1'	2.31	0.45
1:CA:1137:C:H4'	1:CA:1138:G:C2	2.52	0.45
1:CA:1250:A:O3'	9:CI:67:GLY:HA2	2.16	0.45
1:CA:1399:C:C2	1:CA:1502:A:N6	2.85	0.45
1:CA:1441:G:H21	1:CA:1459:C:H6	1.64	0.45
1:CA:1491:G:H5''	1:CA:1492:A:OP2	2.16	0.45
4:CD:61:LYS:O	4:CD:65:ARG:HB2	2.17	0.45
15:CO:7:GLU:O	15:CO:10:LYS:HB3	2.16	0.45
16:CP:43:LYS:HG2	16:CP:48:TRP:CE3	2.52	0.45
20:CT:29:LYS:O	20:CT:33:ILE:HG13	2.17	0.45
23:DA:902:C:H2'	23:DA:903:C:C6	2.51	0.45
23:DA:997:G:OP1	38:DU:92:ARG:HG2	2.16	0.45
23:DA:1106:G:N3	23:DA:1106:G:H2'	2.31	0.45
23:DA:1235:G:C6	23:DA:1236:G:N1	2.84	0.45
23:DA:2483:C:N3	34:DQ:124:LYS:NZ	2.63	0.45
24:DB:46:A:C5	24:DB:47:C:C4	3.04	0.45
39:DV:20:LEU:HD12	39:DV:20:LEU:HA	1.79	0.45
47:D3:43:ILE:O	47:D3:47:VAL:HG23	2.16	0.45
1:AA:158:G:H2'	1:AA:159:G:H8	1.82	0.45
1:AA:589:C:H2'	1:AA:590:C:C6	2.52	0.45
1:AA:959:A:N1	1:AA:1221:G:O2'	2.50	0.45
1:AA:1001(A):G:H2'	1:AA:1002:G:C8	2.52	0.45
1:AA:1275:A:H2'	1:AA:1276:G:O4'	2.17	0.45
1:AA:1358:U:H5	1:AA:1359:C:C4	2.35	0.45
2:AB:16:HIS:CD2	2:AB:210:SER:HA	2.51	0.45
2:AB:42:ILE:HG21	2:AB:202:PRO:O	2.17	0.45

Continued on next page...

Continued from previous page...

Atom-1	Atom-2	Interatomic distance (Å)	Clash overlap (Å)
2:AB:113:HIS:O	2:AB:117:GLU:HG3	2.16	0.45
4:AD:134:ASP:OD2	4:AD:135:LEU:HD13	2.16	0.45
7:AG:33:ASP:HB2	7:AG:35:LYS:HB3	1.99	0.45
23:BA:252:G:P	33:BP:50:ARG:HH11	2.38	0.45
23:BA:359:A:H2'	23:BA:360:G:O4'	2.17	0.45
23:BA:620:G:N3	23:BA:620:G:H5'	2.32	0.45
23:BA:644:A:H4'	23:BA:645:C:C5	2.51	0.45
23:BA:774:A:H2'	23:BA:774:A:N3	2.31	0.45
23:BA:937:U:H2'	23:BA:938:G:O4'	2.16	0.45
23:BA:1453:U:OP1	35:BR:77:ARG:NH1	2.45	0.45
23:BA:1796:U:H4'	25:BD:256:GLY:H	1.82	0.45
31:BN:54:VAL:HG11	31:BN:99:LEU:HD12	1.97	0.45
37:BT:23:ARG:HG3	37:BT:120:ARG:CZ	2.46	0.45
1:CA:328:C:H4'	1:CA:329:A:H5'	1.98	0.45
7:CG:146:GLU:HA	7:CG:149:ARG:HB2	1.98	0.45
9:CI:16:ARG:HB2	9:CI:64:THR:HG23	1.98	0.45
23:DA:583:G:OP2	38:DU:10:ARG:HD2	2.17	0.45
23:DA:815:C:H2'	23:DA:816:C:H6	1.81	0.45
23:DA:1634:A:OP2	56:DA:3694:HOH:O	2.21	0.45
23:DA:2427:C:H5''	23:DA:2428:G:OP1	2.16	0.45
23:DA:2785:C:OP1	26:DE:41:LYS:NZ	2.40	0.45
27:DF:68:LYS:HB2	27:DF:69:HIS:CD2	2.52	0.45
31:DN:22:THR:O	31:DN:23:LEU:O	2.34	0.45
34:DQ:7:MET:HE1	43:DZ:193:GLU:CB	2.47	0.45
43:DZ:5:LEU:O	43:DZ:59:LEU:HA	2.16	0.45
48:D4:40:HIS:HB3	48:D4:43:TYR:HB3	1.98	0.45
1:AA:750:G:N3	15:AO:23:GLY:HA3	2.32	0.45
1:AA:1155:G:H3'	1:AA:1156:G:C8	2.52	0.45
1:AA:1300:G:O2'	1:AA:1301:U:P	2.74	0.45
1:AA:1443:G:H5'	1:AA:1444:C:OP2	2.17	0.45
1:AA:1459:C:H2'	1:AA:1460:A:N7	2.32	0.45
6:AF:45:LEU:HD12	6:AF:59:TYR:CD1	2.52	0.45
9:AI:112:LYS:HG3	9:AI:116:LYS:O	2.17	0.45
10:AJ:79:ARG:C	10:AJ:81:THR:N	2.70	0.45
21:AU:20:LYS:HE3	21:AU:20:LYS:HB3	1.72	0.45
23:BA:195:A:H4'	23:BA:251:A:O2'	2.16	0.45
23:BA:923:C:C4'	44:B0:29:GLN:HE21	2.29	0.45
23:BA:1047:G:H21	23:BA:1111:A:N6	2.14	0.45
23:BA:2199:A:OP2	23:BA:2200:C:H5	1.99	0.45
25:BD:237:GLU:OE1	56:BD:404:HOH:O	2.21	0.45
30:BI:44:LEU:HD12	30:BI:44:LEU:HA	1.76	0.45

Continued on next page...

Continued from previous page...

Atom-1	Atom-2	Interatomic distance (Å)	Clash overlap (Å)
37:BT:127:ALA:HA	37:BT:129:ARG:N	2.32	0.45
1:CA:57:G:H2'	1:CA:58:C:C6	2.52	0.45
1:CA:426:G:P	4:CD:36:ARG:HH12	2.40	0.45
1:CA:530:G:OP1	1:CA:530:G:H3'	2.17	0.45
12:CL:67:THR:OG1	12:CL:95:GLY:O	2.31	0.45
18:CR:59:SER:OG	18:CR:60:ALA:N	2.50	0.45
23:DA:1316:U:H2'	23:DA:1317:A:C8	2.51	0.45
23:DA:1545:A:H2'	23:DA:1546:C:O4'	2.17	0.45
23:DA:2131:G:OP2	23:DA:2131:G:H3'	2.16	0.45
23:DA:2173:A:C6	23:DA:2174:C:C2	3.05	0.45
23:DA:2360:A:H2'	23:DA:2361:A:O4'	2.17	0.45
24:DB:29:A:OP2	36:DS:32:LEU:HD12	2.17	0.45
25:DD:17:THR:HG23	25:DD:205:VAL:HB	1.98	0.45
25:DD:221:VAL:HG22	25:DD:226:MET:CE	2.47	0.45
29:DH:75:ALA:O	29:DH:79:VAL:HG22	2.17	0.45
48:D4:15:ILE:HG13	48:D4:21:VAL:HG22	1.97	0.45
53:D9:25:VAL:HB	53:D9:34:GLN:HB2	1.98	0.45
1:AA:392:G:H2'	1:AA:393:A:H8	1.81	0.45
1:AA:613:C:N4	1:AA:627:G:H1	2.14	0.45
1:AA:922:G:C6	1:AA:923:A:C6	3.04	0.45
1:AA:947:G:H2'	1:AA:948:C:O4'	2.16	0.45
1:AA:1002:G:C2	1:AA:1003:G:H1'	2.52	0.45
1:AA:1269:A:C8	1:AA:1269:A:OP2	2.70	0.45
1:AA:1293:G:C2	1:AA:1294:G:C8	3.04	0.45
3:AC:141:VAL:HG11	3:AC:202:ILE:HD12	1.99	0.45
5:AE:29:GLY:HA2	5:AE:47:LYS:HA	1.99	0.45
7:AG:103:TRP:CZ3	7:AG:141:VAL:HG11	2.52	0.45
18:AR:31:LEU:H	18:AR:31:LEU:CD2	2.30	0.45
19:AS:63:THR:H	19:AS:66:MET:HG3	1.81	0.45
19:AS:74:PHE:C	19:AS:76:PRO:HD3	2.36	0.45
23:BA:1493:C:N4	23:BA:2206:G:H1'	2.32	0.45
23:BA:2205:C:O2	23:BA:2220:G:C2	2.70	0.45
23:BA:2313:C:H2'	23:BA:2314:C:C6	2.51	0.45
23:BA:2331:G:H4'	44:B0:43:THR:H	1.82	0.45
24:BB:59:A:H2'	24:BB:60:C:C6	2.52	0.45
33:BP:97:PRO:HG3	33:BP:112:LEU:HD12	1.99	0.45
43:BZ:104:PHE:HB3	43:BZ:141:VAL:HG21	1.99	0.45
46:B2:64:LEU:HD21	46:B2:68:ARG:HE	1.81	0.45
46:B2:64:LEU:O	46:B2:68:ARG:HG2	2.17	0.45
1:CA:77:G:C6	1:CA:78:G:C6	3.04	0.45
1:CA:154:C:C4	1:CA:168:G:N1	2.84	0.45

Continued on next page...

Continued from previous page...

Atom-1	Atom-2	Interatomic distance (Å)	Clash overlap (Å)
1:CA:405:U:H3'	1:CA:406:G:H5'	1.97	0.45
1:CA:505:G:C6	1:CA:535:A:C2	3.05	0.45
1:CA:956:U:H1'	1:CA:1225:A:H2	1.81	0.45
2:CB:87:ARG:CZ	2:CB:233:SER:HB2	2.46	0.45
11:CK:66:LEU:HD21	11:CK:97:ALA:HB1	1.98	0.45
12:CL:47:LYS:HA	12:CL:49:ASN:H	1.82	0.45
23:DA:271(K):U:O2'	23:DA:271(L):U:OP1	2.29	0.45
23:DA:271(M):G:O2'	23:DA:271(N):U:H3'	2.17	0.45
23:DA:725:G:C6	23:DA:726:G:N1	2.85	0.45
23:DA:1332:G:N3	23:DA:1332:G:H5'	2.32	0.45
23:DA:2387:U:O2'	44:D0:41:ARG:NH2	2.42	0.45
25:DD:71:ASP:HB3	25:DD:103:ARG:NH2	2.31	0.45
34:DQ:26:TYR:CD1	34:DQ:28:ALA:HB2	2.51	0.45
1:AA:77:G:C6	1:AA:78:G:C6	3.05	0.45
1:AA:99:U:H2'	1:AA:100:C:H6	1.82	0.45
1:AA:106:C:H2'	1:AA:107:G:C8	2.52	0.45
1:AA:392:G:H2'	1:AA:393:A:C8	2.52	0.45
1:AA:479:C:H2'	1:AA:480:U:H6	1.82	0.45
1:AA:657:G:C2	1:AA:750:G:C5	3.05	0.45
1:AA:1028:C:C5	1:AA:1033:G:O6	2.70	0.45
1:AA:1047:G:O2'	1:AA:1215:G:O2'	2.30	0.45
1:AA:1157:A:H8	1:AA:1158:C:N3	2.14	0.45
1:AA:1205:U:H2'	1:AA:1206:G:C8	2.52	0.45
1:AA:1376:U:O5'	7:AG:94:ARG:NH2	2.50	0.45
1:AA:1424:C:H2'	1:AA:1425:U:O4'	2.17	0.45
2:AB:118:LEU:HD13	2:AB:142:LEU:HB2	1.99	0.45
9:AI:15:ALA:HB3	9:AI:76:ALA:O	2.17	0.45
9:AI:28:VAL:HA	9:AI:63:ILE:O	2.16	0.45
9:AI:105:ASP:OD1	9:AI:105:ASP:N	2.50	0.45
12:AL:85:ILE:HA	12:AL:85:ILE:HD13	1.66	0.45
14:AN:47:LEU:HD22	14:AN:50:LYS:HD3	1.98	0.45
15:AO:75:PRO:O	15:AO:77:ARG:N	2.50	0.45
17:AQ:48:GLU:HG3	17:AQ:50:LYS:HE3	1.99	0.45
23:BA:671:C:H2'	23:BA:672:C:C6	2.52	0.45
23:BA:2591:C:OP1	25:BD:239:ARG:HG2	2.17	0.45
27:BF:65:TRP:HH2	27:BF:72:ARG:HH21	1.64	0.45
29:BH:71:LEU:HA	29:BH:74:ASN:HB2	1.98	0.45
30:BI:1:MET:N	30:BI:21:VAL:O	2.35	0.45
34:BQ:16:ARG:O	34:BQ:17:LEU:HD23	2.15	0.45
1:CA:600:C:H2'	1:CA:601:C:H6	1.81	0.45
1:CA:688:G:O2'	1:CA:704:A:N1	2.43	0.45

Continued on next page...

Continued from previous page...

Atom-1	Atom-2	Interatomic distance (Å)	Clash overlap (Å)
1:CA:717:C:H6	1:CA:717:C:H5''	1.81	0.45
1:CA:994:A:N3	1:CA:994:A:H2'	2.31	0.45
1:CA:1342:C:H1'	9:CI:124:GLN:NE2	2.32	0.45
3:CC:34:LEU:O	3:CC:38:ARG:HG3	2.17	0.45
3:CC:156:ARG:HD3	3:CC:193:TYR:HB2	1.99	0.45
6:CF:11:ASN:HA	6:CF:12:PRO:HD2	1.63	0.45
8:CH:9:MET:SD	8:CH:32:LYS:HG2	2.57	0.45
18:CR:61:LYS:O	18:CR:65:ILE:HG12	2.17	0.45
23:DA:637:A:H8	33:DP:117:GLU:HG3	1.82	0.45
23:DA:1009:A:O4'	38:DU:59:ARG:HG2	2.16	0.45
23:DA:1341:U:O2	41:DX:80:ILE:HD13	2.17	0.45
23:DA:1538:G:O2'	23:DA:1539:G:OP1	2.27	0.45
23:DA:2322:A:H2'	23:DA:2323:G:O4'	2.17	0.45
28:DG:47:LYS:HD3	28:DG:81:LYS:CB	2.47	0.45
34:DQ:75:THR:HA	34:DQ:89:ASN:O	2.17	0.45
41:DX:5:TYR:HD1	46:D2:33:MET:CE	2.30	0.45
44:D0:51:VAL:HG23	44:D0:81:VAL:HG23	1.97	0.45
1:AA:202:U:H3'	1:AA:203:U:C5	2.52	0.44
1:AA:925:G:H5''	1:AA:926:G:OP1	2.17	0.44
1:AA:1040:U:C4	1:AA:1041:A:N7	2.85	0.44
1:AA:1041:A:N6	1:AA:1042:G:C2	2.85	0.44
1:AA:1054:C:H2'	1:AA:1054:C:H6	1.57	0.44
1:AA:1060:C:C1'	10:AJ:53:PRO:HD2	2.47	0.44
1:AA:1127:G:C4	1:AA:1147:C:N4	2.85	0.44
1:AA:1227:A:H3'	1:AA:1228:C:C5'	2.47	0.44
1:AA:1366:C:O3'	10:AJ:60:ARG:NH2	2.48	0.44
7:AG:14:PRO:HA	7:AG:20:ASP:C	2.37	0.44
23:BA:764:A:N3	25:BD:213:ARG:NH1	2.65	0.44
23:BA:1108:U:O2'	23:BA:1109:C:O4'	2.35	0.44
23:BA:1792:G:H2'	23:BA:1793:C:H6	1.82	0.44
28:BG:121:ASN:HD21	28:BG:123:ASN:HB2	1.82	0.44
39:BV:52:VAL:HG22	39:BV:55:ALA:HB3	1.99	0.44
43:BZ:30:ASN:OD1	43:BZ:32:HIS:N	2.47	0.44
45:B1:20:ARG:HH11	45:B1:20:ARG:CG	2.27	0.44
52:B8:34:TRP:O	52:B8:36:LYS:N	2.50	0.44
1:CA:728:A:H2'	1:CA:729:A:H8	1.81	0.44
1:CA:1002:G:C2	1:CA:1039:C:C2	3.05	0.44
1:CA:1156:G:H2'	1:CA:1157:A:H5''	1.99	0.44
1:CA:1327:C:H2'	1:CA:1328:C:C6	2.52	0.44
2:CB:204:ASN:OD1	2:CB:206:ASP:N	2.46	0.44
5:CE:50:GLU:HB2	5:CE:53:LEU:HD13	1.99	0.44

Continued on next page...

Continued from previous page...

Atom-1	Atom-2	Interatomic distance (Å)	Clash overlap (Å)
8:CH:9:MET:HG3	8:CH:26:VAL:HG11	1.99	0.44
23:DA:90:U:O2'	23:DA:92:A:P	2.74	0.44
23:DA:510:C:H2'	23:DA:511:U:O4'	2.17	0.44
23:DA:1027:A:C6	23:DA:1126:A:C4	3.04	0.44
23:DA:2018:G:H2'	23:DA:2019:A:O4'	2.17	0.44
23:DA:2420:C:O5'	23:DA:2420:C:H6	2.01	0.44
25:DD:274:ARG:H	25:DD:274:ARG:HG3	1.47	0.44
27:DF:29:ASN:H	27:DF:112:MET:CE	2.30	0.44
28:DG:5:VAL:HG23	28:DG:104:GLU:OE1	2.17	0.44
30:DI:77:LEU:HD22	30:DI:104:GLN:OE1	2.17	0.44
32:DO:2:ILE:HB	32:DO:33:ALA:HB3	1.99	0.44
1:AA:49:U:H3	1:AA:362:G:H1'	1.83	0.44
1:AA:69:G:C2	1:AA:101:A:N1	2.85	0.44
1:AA:115:G:H4'	1:AA:116:A:O5'	2.17	0.44
1:AA:1006:C:P	1:AA:1037:C:O2'	2.75	0.44
1:AA:1030(B):C:C2'	1:AA:1030(C):G:H5'	2.47	0.44
1:AA:1225:A:H2'	1:AA:1225:A:N3	2.31	0.44
1:AA:1364:U:H3'	1:AA:1365:G:C8	2.52	0.44
1:AA:1368:G:O2'	1:AA:1369:C:H5'	2.17	0.44
4:AD:112:VAL:HG13	4:AD:161:ASN:ND2	2.33	0.44
5:AE:51:VAL:O	5:AE:55:VAL:HG23	2.17	0.44
8:AH:56:LYS:HA	8:AH:57:PRO:HD2	1.86	0.44
12:AL:57:LYS:HE2	12:AL:67:THR:HG23	2.00	0.44
13:AM:31:LYS:HA	13:AM:34:LEU:HD12	1.98	0.44
23:BA:272(J):C:H2'	23:BA:274:G:O4'	2.17	0.44
23:BA:754:C:H2'	23:BA:755:C:C6	2.52	0.44
23:BA:1794:U:H2'	23:BA:1795:C:C6	2.52	0.44
23:BA:1794:U:H2'	23:BA:1795:C:H6	1.83	0.44
23:BA:2833:G:O2'	23:BA:2834:G:P	2.76	0.44
27:BF:88:VAL:HG23	27:BF:89:VAL:O	2.16	0.44
32:BO:2:ILE:HG13	32:BO:8:LEU:HD11	1.99	0.44
35:BR:21:TYR:OH	35:BR:43:GLU:HG2	2.16	0.44
48:B4:30:GLU:O	48:B4:31:ILE:HG13	2.17	0.44
50:B6:44:ARG:HB3	50:B6:44:ARG:HH11	1.83	0.44
1:CA:1030:C:N4	1:CA:1032:G:C4	2.85	0.44
1:CA:1034:G:N2	1:CA:1035:A:N6	2.65	0.44
5:CE:7:GLU:HG2	5:CE:112:LEU:HD22	1.98	0.44
7:CG:29:LYS:HZ1	7:CG:102:ARG:HE	1.65	0.44
22:CV:30:PRO:HB3	22:CV:40:TRP:CE2	2.51	0.44
23:DA:247:G:H4'	23:DA:386:G:C6	2.52	0.44
23:DA:500:G:N2	23:DA:502:A:H3'	2.33	0.44

Continued on next page...

Continued from previous page...

Atom-1	Atom-2	Interatomic distance (Å)	Clash overlap (Å)
23:DA:723:G:H2'	23:DA:724:U:O4'	2.17	0.44
23:DA:947:G:N2	23:DA:971:C:C2	2.85	0.44
23:DA:1359:A:C6	23:DA:1372:U:O4	2.68	0.44
23:DA:2133:G:O2'	23:DA:2158:A:N1	2.43	0.44
23:DA:2236:C:C2'	23:DA:2237:G:H5'	2.47	0.44
23:DA:2320:A:H2'	23:DA:2320:A:N3	2.31	0.44
23:DA:2371:G:HO2'	50:D6:46:HIS:CE1	2.26	0.44
23:DA:2461:C:H2'	23:DA:2462:U:C6	2.52	0.44
23:DA:2574:G:N3	26:DE:143:ASN:ND2	2.66	0.44
45:D1:86:SER:OG	45:D1:89:GLU:HG2	2.16	0.44
1:AA:271:C:H2'	1:AA:272:C:H6	1.81	0.44
1:AA:344:A:H3'	1:AA:346:G:O6	2.16	0.44
1:AA:441:A:H5'	1:AA:442:C:OP2	2.17	0.44
1:AA:484:G:O2'	1:AA:485:G:OP2	2.30	0.44
1:AA:942:G:N2	1:AA:1342:C:H1'	2.32	0.44
1:AA:1027:C:N4	1:AA:1034:G:C6	2.85	0.44
1:AA:1512:U:H2'	1:AA:1513:A:C8	2.53	0.44
2:AB:187:LEU:HA	2:AB:201:ILE:HB	1.99	0.44
4:AD:9:CYS:HB2	4:AD:22:LYS:HZ1	1.82	0.44
5:AE:78:HIS:CE1	5:AE:142:LEU:HA	2.48	0.44
9:AI:44:VAL:HA	9:AI:45:ALA:HA	1.35	0.44
10:AJ:50:ILE:HG13	10:AJ:60:ARG:HG3	2.00	0.44
19:AS:16:LEU:O	19:AS:20:LEU:HD23	2.17	0.44
19:AS:63:THR:OG1	19:AS:66:MET:HG2	2.17	0.44
21:AU:12:LYS:HE3	21:AU:19:GLY:N	2.32	0.44
23:BA:542:C:H2'	23:BA:543:C:H6	1.83	0.44
23:BA:1575:C:H2'	23:BA:1576:U:H6	1.81	0.44
23:BA:2454:G:H1'	56:BA:4395:HOH:O	2.17	0.44
23:BA:2787:C:H2'	23:BA:2788:C:H6	1.82	0.44
25:BD:38:LYS:HD2	25:BD:39:LYS:N	2.32	0.44
27:BF:107:LYS:HE2	27:BF:208:GLY:N	2.32	0.44
28:BG:27:ASN:OD1	28:BG:28:VAL:N	2.50	0.44
30:BI:4:ILE:HG21	30:BI:47:LEU:HD23	1.99	0.44
31:BN:58:ASP:OD1	31:BN:58:ASP:N	2.46	0.44
44:B0:51:VAL:HG23	44:B0:81:VAL:HG23	1.97	0.44
1:CA:192:U:H2'	1:CA:193:C:H6	1.82	0.44
1:CA:474:G:H2'	1:CA:475:G:H8	1.81	0.44
1:CA:503:C:H2'	1:CA:504:C:H6	1.83	0.44
1:CA:784:C:H4'	23:DA:1837:C:OP1	2.17	0.44
1:CA:790:A:C6	1:CA:791:G:C6	3.05	0.44
1:CA:943:U:H2'	1:CA:944:G:H8	1.83	0.44

Continued on next page...

Continued from previous page...

Atom-1	Atom-2	Interatomic distance (Å)	Clash overlap (Å)
1:CA:1097:C:H2'	1:CA:1098:C:O4'	2.17	0.44
1:CA:1151:A:C2	10:CJ:39:PRO:HG2	2.52	0.44
1:CA:1371:G:H5''	9:CI:68:GLY:HA2	2.00	0.44
1:CA:1424:C:H2'	1:CA:1425:U:O4'	2.17	0.44
1:CA:1531:A:H5'	56:CA:1772:HOH:O	2.16	0.44
7:CG:80:VAL:O	7:CG:80:VAL:HG12	2.18	0.44
8:CH:73:ASP:HA	8:CH:74:PRO:HD2	1.75	0.44
10:CJ:49:VAL:HG21	14:CN:45:ARG:CD	2.44	0.44
10:CJ:54:PHE:CE2	10:CJ:55:LYS:HG3	2.52	0.44
17:CQ:48:GLU:HG3	17:CQ:50:LYS:HE3	2.00	0.44
23:DA:652(A):A:H4'	23:DA:652(B):A:OP1	2.17	0.44
23:DA:1036:G:H1	23:DA:1119:C:N4	2.13	0.44
23:DA:1526:G:C6	23:DA:1527:G:C2	3.06	0.44
23:DA:1537:G:H2'	23:DA:1538:G:H8	1.82	0.44
23:DA:1575:C:O2'	23:DA:1576:U:H5'	2.16	0.44
23:DA:2009:G:OP1	40:DW:41:LYS:HE2	2.17	0.44
23:DA:2028:U:H2'	23:DA:2029:G:O4'	2.17	0.44
23:DA:2586:C:H1'	56:DA:3976:HOH:O	2.16	0.44
25:DD:76:PRO:HB2	25:DD:116:GLN:NE2	2.32	0.44
43:DZ:151:HIS:C	43:DZ:153:SER:H	2.20	0.44
52:D8:4:MET:HE3	52:D8:63:PRO:CG	2.47	0.44
1:AA:51:A:C6	1:AA:353:A:C2	3.06	0.44
1:AA:380:G:C2	1:AA:384:G:C6	3.04	0.44
1:AA:514:C:H2'	1:AA:515:G:H8	1.83	0.44
1:AA:932:C:H5''	7:AG:3:ARG:HH11	1.83	0.44
2:AB:20:GLU:O	2:AB:40:HIS:HB2	2.18	0.44
3:AC:8:ILE:O	3:AC:12:LEU:HG	2.17	0.44
13:AM:71:ARG:O	13:AM:75:ALA:HB3	2.18	0.44
19:AS:52:TYR:H	19:AS:57:HIS:HA	1.81	0.44
23:BA:271(Q):G:O2'	23:BA:271(R):G:P	2.75	0.44
23:BA:830:G:H4'	23:BA:831:G:OP2	2.18	0.44
23:BA:934:G:H2'	23:BA:935:C:H6	1.81	0.44
23:BA:1537:G:H2'	23:BA:1538:G:C8	2.52	0.44
23:BA:1537:G:H2'	23:BA:1538:G:H8	1.82	0.44
23:BA:1592:C:H2'	23:BA:1593:G:C8	2.53	0.44
23:BA:2140:C:H2'	23:BA:2141:G:C8	2.53	0.44
23:BA:2416:C:O5'	23:BA:2416:C:H6	2.00	0.44
25:BD:17:THR:HG23	25:BD:205:VAL:HB	1.98	0.44
28:BG:41:GLN:O	28:BG:89:GLY:HA2	2.18	0.44
31:BN:42:TRP:CD1	31:BN:48:MET:HE1	2.49	0.44
37:BT:2:ASN:O	37:BT:6:LEU:HD22	2.18	0.44

Continued on next page...

Continued from previous page...

Atom-1	Atom-2	Interatomic distance (Å)	Clash overlap (Å)
41:BX:26:TYR:CE1	41:BX:89:ILE:HG13	2.52	0.44
1:CA:165:C:H2'	1:CA:166:G:H8	1.83	0.44
1:CA:189:G:C6	1:CA:189(A):C:C4	3.05	0.44
1:CA:633:G:C5	1:CA:634:C:C4	3.06	0.44
1:CA:657:G:C2	1:CA:750:G:C5	3.04	0.44
1:CA:750:G:N3	15:CO:23:GLY:HA3	2.32	0.44
1:CA:1492:A:OP1	1:CA:1492:A:H4'	2.18	0.44
3:CC:118:GLN:HE21	3:CC:118:GLN:HB3	1.63	0.44
3:CC:182:ILE:HG23	3:CC:203:PHE:HB2	1.99	0.44
4:CD:166:LYS:HA	4:CD:178:VAL:HG11	1.99	0.44
8:CH:112:LEU:HB3	8:CH:133:LEU:HA	1.99	0.44
9:CI:44:VAL:HA	9:CI:45:ALA:HA	1.68	0.44
13:CM:23:TYR:O	13:CM:66:LEU:HA	2.17	0.44
23:DA:192:C:O2'	23:DA:802:A:N3	2.40	0.44
23:DA:1533:G:H2'	23:DA:1534:U:O4'	2.17	0.44
23:DA:1930:G:O2'	23:DA:1931:U:P	2.76	0.44
23:DA:2186:G:N1	23:DA:2187:G:C5	2.85	0.44
23:DA:2319:G:C2	36:DS:3:ARG:HA	2.53	0.44
25:DD:97:TYR:HB2	25:DD:101:GLU:O	2.17	0.44
25:DD:184:LYS:HG3	25:DD:271:ILE:HD11	1.99	0.44
28:DG:74:LYS:O	28:DG:84:LYS:HG2	2.17	0.44
34:DQ:21:THR:HA	34:DQ:98:LYS:HB2	1.98	0.44
42:DY:68:HIS:ND1	42:DY:70:SER:HB3	2.32	0.44
43:DZ:5:LEU:HD22	43:DZ:6:LYS:N	2.32	0.44
1:AA:148:G:O2'	1:AA:149:A:H5'	2.17	0.44
1:AA:325:A:OP2	20:AT:70:SER:OG	2.25	0.44
1:AA:622:A:C8	1:AA:623:C:C5	3.06	0.44
1:AA:717:C:H5''	1:AA:717:C:H6	1.83	0.44
1:AA:888:G:H4'	1:AA:1488:G:O2'	2.18	0.44
1:AA:1030(C):G:H8	1:AA:1030(C):G:H3'	1.83	0.44
1:AA:1140:C:H2'	1:AA:1141:C:H6	1.81	0.44
1:AA:1165:C:N3	1:AA:1171:G:N2	2.60	0.44
1:AA:1320:C:C2	19:AS:36:ARG:HG3	2.52	0.44
2:AB:218:ALA:O	2:AB:222:ILE:HG13	2.17	0.44
4:AD:111:ALA:HB2	4:AD:120:LEU:HD12	1.99	0.44
8:AH:124:ALA:HB1	8:AH:129:VAL:O	2.16	0.44
13:AM:23:TYR:CE1	13:AM:70:LEU:HB3	2.40	0.44
20:AT:36:LEU:HD13	20:AT:36:LEU:HA	1.86	0.44
23:BA:574:C:OP1	56:BA:4003:HOH:O	2.20	0.44
23:BA:1310:G:H1'	23:BA:1611:C:H5'	1.99	0.44
23:BA:1478:G:H2'	23:BA:1479:G:H8	1.83	0.44

Continued on next page...

Continued from previous page...

Atom-1	Atom-2	Interatomic distance (Å)	Clash overlap (Å)
23:BA:2834:G:N2	23:BA:2882:A:N6	2.66	0.44
24:BB:32:C:N3	24:BB:51:G:C2	2.85	0.44
27:BF:127:GLU:HA	27:BF:196:LEU:HD12	1.98	0.44
43:BZ:98:MET:SD	43:BZ:133:ILE:HD13	2.57	0.44
50:B6:21:TYR:CE2	50:B6:38:LYS:HG2	2.52	0.44
1:CA:540:G:H2'	1:CA:541:G:O4'	2.18	0.44
1:CA:586:C:O2'	1:CA:878:G:H4'	2.17	0.44
1:CA:827:U:H5''	1:CA:828:A:OP2	2.17	0.44
1:CA:921:U:H2'	1:CA:922:G:O4'	2.17	0.44
1:CA:1459:C:H2'	1:CA:1460:A:N7	2.33	0.44
12:CL:41:ARG:HH12	12:CL:57:LYS:HE3	1.82	0.44
12:CL:124:LYS:HA	12:CL:125:PRO:HD3	1.76	0.44
23:DA:125:G:C6	51:D7:10:ARG:HG3	2.52	0.44
23:DA:249:C:O2	52:D8:12:LYS:NZ	2.40	0.44
23:DA:1141:U:OP1	31:DN:25:ARG:NH1	2.51	0.44
25:DD:245:PRO:HA	25:DD:246:PRO:HD3	1.84	0.44
26:DE:116:VAL:HG13	26:DE:122:PHE:CG	2.52	0.44
27:DF:88:VAL:HG23	27:DF:89:VAL:O	2.18	0.44
30:DI:75:LEU:HD12	30:DI:105:HIS:ND1	2.33	0.44
31:DN:23:LEU:O	31:DN:25:ARG:N	2.50	0.44
35:DR:103:ARG:NH1	35:DR:108:GLY:O	2.51	0.44
42:DY:77:PRO:HD3	42:DY:106:LEU:HD23	1.98	0.44
46:D2:53:LEU:O	46:D2:57:ILE:HG13	2.17	0.44
47:D3:4:LEU:HD23	47:D3:4:LEU:HA	1.81	0.44
48:D4:15:ILE:HB	48:D4:32:TYR:CE2	2.53	0.44
50:D6:13:CYS:HB2	50:D6:20:ASN:HD21	1.82	0.44
1:AA:176:C:H2'	1:AA:177:C:H6	1.80	0.44
1:AA:327:A:C4	1:AA:329:A:C8	3.06	0.44
1:AA:426:G:H2'	1:AA:427:U:C6	2.53	0.44
1:AA:452:A:H62	1:AA:480:U:H3	1.66	0.44
1:AA:660:G:H2'	1:AA:661:G:H8	1.80	0.44
1:AA:1203:C:O2'	1:AA:1204:A:H5'	2.18	0.44
7:AG:88:PRO:HB3	7:AG:145:ALA:HB1	1.99	0.44
8:AH:118:VAL:C	8:AH:119:LEU:HD23	2.38	0.44
20:AT:43:LEU:HB2	20:AT:52:ALA:HB2	1.99	0.44
23:BA:92:A:O2'	23:BA:93:G:H5'	2.17	0.44
23:BA:469:G:C2'	23:BA:470:A:H5''	2.47	0.44
23:BA:2287:A:C4	23:BA:2289:G:C8	3.04	0.44
23:BA:2287:A:N3	23:BA:2289:G:C8	2.86	0.44
23:BA:2822:G:N7	56:BA:4416:HOH:O	2.36	0.44
25:BD:43:ARG:HG2	25:BD:47:GLY:O	2.18	0.44

Continued on next page...

Continued from previous page...

Atom-1	Atom-2	Interatomic distance (Å)	Clash overlap (Å)
29:BH:169:VAL:HG12	29:BH:170:ARG:N	2.33	0.44
38:BU:76:TYR:OH	38:BU:92:ARG:NH1	2.50	0.44
42:BY:67:LEU:HD23	42:BY:67:LEU:HA	1.61	0.44
43:BZ:70:LEU:HD23	43:BZ:70:LEU:HA	1.83	0.44
43:BZ:151:HIS:C	43:BZ:153:SER:H	2.21	0.44
1:CA:69:G:N1	1:CA:70:G:C5	2.86	0.44
1:CA:324:G:N2	1:CA:327:A:C8	2.86	0.44
1:CA:869:G:H4'	1:CA:872:A:O4'	2.17	0.44
1:CA:1003:G:N2	1:CA:1038:C:N3	2.65	0.44
1:CA:1102:A:C5	1:CA:1103:C:C5	3.05	0.44
1:CA:1190:G:P	3:CC:5:ILE:HG22	2.57	0.44
1:CA:1288:A:C6	1:CA:1289:A:C5	3.05	0.44
4:CD:200:GLU:O	4:CD:204:ILE:HG12	2.17	0.44
6:CF:25:ILE:CD1	6:CF:82:ARG:HE	2.31	0.44
7:CG:48:LYS:HA	7:CG:51:GLN:HB2	1.99	0.44
7:CG:64:GLN:HE22	7:CG:67:GLU:HB3	1.81	0.44
8:CH:40:ALA:HA	8:CH:45:ILE:HG13	1.99	0.44
16:CP:71:ARG:HA	16:CP:74:LEU:HB2	2.00	0.44
19:CS:63:THR:HB	19:CS:65:ASN:H	1.82	0.44
23:DA:2110:G:O2'	23:DA:2120:G:H5'	2.17	0.44
23:DA:2313:C:H5''	28:DG:91:ARG:HG3	1.98	0.44
23:DA:2723:C:O3'	35:DR:1:MET:HE3	2.18	0.44
23:DA:2820:A:C6	35:DR:4:LEU:HD11	2.53	0.44
30:DI:78:THR:N	30:DI:104:GLN:OE1	2.43	0.44
30:DI:123:LEU:H	30:DI:123:LEU:HG	1.58	0.44
34:DQ:72:LYS:HA	34:DQ:73:PRO:HD3	1.88	0.44
36:DS:110:LEU:HD12	36:DS:110:LEU:HA	1.81	0.44
37:DT:50:ILE:HG22	37:DT:102:ILE:HD11	2.00	0.44
43:DZ:19:ARG:NH1	43:DZ:84:GLU:O	2.51	0.44
43:DZ:63:ASP:OD1	43:DZ:65:GLN:HB3	2.17	0.44
50:D6:14:THR:HG21	50:D6:48:VAL:HG13	2.00	0.44
1:AA:15:G:H4'	5:AE:24:ARG:NH1	2.31	0.44
1:AA:134:A:H61	16:AP:25:ARG:NH1	2.14	0.44
1:AA:160:A:H1'	1:AA:344:A:C5	2.53	0.44
1:AA:345:C:H4'	1:AA:346:G:C8	2.52	0.44
1:AA:474:G:C2	1:AA:475:G:C5	3.05	0.44
1:AA:1149:C:H2'	1:AA:1150:U:C2	2.53	0.44
1:AA:1260:C:N3	1:AA:1274:G:N2	2.65	0.44
3:AC:177:THR:O	3:AC:180:ALA:HB2	2.18	0.44
4:AD:105:VAL:HG12	4:AD:117:ALA:HB1	1.98	0.44
5:AE:76:ILE:HG22	5:AE:93:PRO:HB3	2.00	0.44

Continued on next page...

Continued from previous page...

Atom-1	Atom-2	Interatomic distance (Å)	Clash overlap (Å)
13:AM:103:THR:HA	13:AM:107:ALA:CB	2.48	0.44
23:BA:639:U:H2'	23:BA:640:C:H6	1.76	0.44
23:BA:1922:G:H2'	23:BA:1923:U:O4'	2.18	0.44
23:BA:2114:A:O2'	23:BA:2167:U:H4'	2.17	0.44
23:BA:2169:A:O2'	23:BA:2170:A:H5'	2.18	0.44
23:BA:2315:G:C6	23:BA:2316:C:N4	2.86	0.44
37:BT:118:ARG:HH11	37:BT:118:ARG:CG	2.31	0.44
38:BU:104:GLN:H	38:BU:104:GLN:CD	2.21	0.44
1:CA:185:A:H2'	1:CA:186:C:C6	2.53	0.44
1:CA:521:G:OP1	12:CL:73:GLU:HA	2.17	0.44
1:CA:969:A:H2'	1:CA:970:C:O4'	2.17	0.44
1:CA:1206:G:C6	1:CA:1207:G:C5	3.06	0.44
1:CA:1373:G:H5''	7:CG:36:LYS:HE2	1.99	0.44
4:CD:128:VAL:CG1	4:CD:129:ASN:HD22	2.22	0.44
9:CI:28:VAL:HG22	9:CI:63:ILE:HD12	2.00	0.44
17:CQ:81:ARG:HA	17:CQ:81:ARG:HD2	1.63	0.44
23:DA:71:A:H5''	23:DA:73:A:C8	2.52	0.44
23:DA:271(Y):U:O3'	23:DA:271(Z):C:H6	2.00	0.44
23:DA:829:A:N7	23:DA:2248:C:H5'	2.33	0.44
23:DA:2038:G:O6	56:DA:3654:HOH:O	2.20	0.44
27:DF:116:ASP:CG	33:DP:1:MET:HB2	2.38	0.44
35:DR:44:LEU:HD23	35:DR:44:LEU:HA	1.86	0.44
1:AA:3:G:H4'	1:AA:4:U:OP2	2.18	0.44
1:AA:119:A:C5	1:AA:240:C:C4	3.06	0.44
1:AA:477:A:H2'	1:AA:479:C:H6	1.82	0.44
1:AA:521:G:H2'	1:AA:522:C:H6	1.83	0.44
1:AA:1015:A:C6	1:AA:1016:A:C6	3.06	0.44
1:AA:1135:U:O2'	1:AA:1137:C:H5'	2.18	0.44
1:AA:1202:G:C8	14:AN:42:ILE:HD13	2.52	0.44
1:AA:1268:A:O2'	21:AU:19:GLY:O	2.35	0.44
1:AA:1273:G:C2	1:AA:1274:G:H1'	2.53	0.44
1:AA:1332:A:H1'	13:AM:109:THR:HG23	1.99	0.44
3:AC:30:ARG:O	3:AC:33:LEU:HB3	2.18	0.44
7:AG:33:ASP:HB2	7:AG:35:LYS:HE3	1.98	0.44
7:AG:59:LEU:O	7:AG:62:PHE:HB3	2.18	0.44
16:AP:72:ARG:HG2	16:AP:73:LEU:HD23	2.00	0.44
23:BA:952:G:C6	23:BA:953:A:N7	2.86	0.44
23:BA:1406:U:H2'	23:BA:1407:C:C6	2.52	0.44
23:BA:1529:G:O2'	23:BA:1530:C:H5'	2.17	0.44
23:BA:1889:A:H2'	23:BA:1890:A:C8	2.53	0.44
23:BA:2602:A:H1'	23:BA:2603:G:C5'	2.48	0.44

Continued on next page...

Continued from previous page...

Atom-1	Atom-2	Interatomic distance (Å)	Clash overlap (Å)
25:BD:68:LYS:O	25:BD:70:TRP:CD1	2.71	0.44
27:BF:22:ALA:HB1	27:BF:24:LEU:HD22	1.99	0.44
27:BF:181:LEU:HD12	27:BF:181:LEU:HA	1.84	0.44
37:BT:35:LYS:HB3	37:BT:35:LYS:HE2	1.74	0.44
41:BX:11:PRO:HD3	46:B2:37:PHE:CE2	2.52	0.44
41:BX:11:PRO:HD3	46:B2:37:PHE:CZ	2.52	0.44
43:BZ:183:LEU:HD23	43:BZ:183:LEU:HA	1.84	0.44
53:B9:7:VAL:HA	53:B9:34:GLN:OE1	2.18	0.44
1:CA:270:A:H2'	1:CA:271:C:C6	2.53	0.44
1:CA:858:G:O6	1:CA:869:G:H3'	2.18	0.44
1:CA:881:G:P	12:CL:12:ARG:NH2	2.89	0.44
1:CA:1300:G:HO2'	1:CA:1301:U:P	2.41	0.44
1:CA:1492:A:N3	1:CA:1492:A:H2'	2.32	0.44
2:CB:27:LYS:HB3	2:CB:194:PRO:HD2	2.00	0.44
2:CB:75:LYS:HA	2:CB:78:GLN:HB2	2.00	0.44
5:CE:29:GLY:HA2	5:CE:47:LYS:HA	1.99	0.44
5:CE:110:LEU:HD12	5:CE:118:ILE:HG21	1.99	0.44
16:CP:76:GLN:O	16:CP:76:GLN:HG3	2.18	0.44
18:CR:43:PHE:C	18:CR:51:LEU:HD12	2.38	0.44
23:DA:1015:G:C2'	23:DA:1016:G:H5'	2.48	0.44
23:DA:1615:C:C5	23:DA:1617:C:C4	3.06	0.44
23:DA:2418:A:H2'	23:DA:2419:U:C6	2.53	0.44
23:DA:2615:U:H2'	23:DA:2616:C:H6	1.82	0.44
36:DS:63:THR:O	36:DS:66:ALA:HB3	2.18	0.44
38:DU:27:LEU:HA	38:DU:30:LYS:HB2	2.00	0.44
1:AA:445:G:C6	1:AA:490:G:C6	3.06	0.44
1:AA:1137:C:H5'	1:AA:1138:G:N1	2.33	0.44
1:AA:1399:C:C2	1:AA:1502:A:N6	2.86	0.44
1:AA:1403:C:H1'	1:AA:1500:A:N1	2.33	0.44
1:AA:1492:A:H2'	1:AA:1492:A:N3	2.32	0.44
2:AB:82:ARG:HG3	2:AB:92:TYR:CZ	2.52	0.44
16:AP:14:ASN:OD1	16:AP:16:HIS:ND1	2.50	0.44
22:AV:3:ARG:C	22:AV:5:LYS:H	2.22	0.44
23:BA:1494:A:C6	23:BA:1495:A:C6	3.06	0.44
23:BA:1592:C:H2'	23:BA:1593:G:H8	1.82	0.44
23:BA:1652:A:H2'	23:BA:1653:G:H5'	2.00	0.44
25:BD:101:GLU:OE1	25:BD:103:ARG:HD3	2.17	0.44
28:BG:107:LEU:HD23	28:BG:111:LEU:HD12	1.98	0.44
29:BH:144:VAL:O	29:BH:148:ILE:HG12	2.18	0.44
42:BY:86:ARG:NH1	42:BY:100:ALA:HB1	2.33	0.44
1:CA:99:U:H2'	1:CA:100:C:H6	1.82	0.44

Continued on next page...

Continued from previous page...

Atom-1	Atom-2	Interatomic distance (Å)	Clash overlap (Å)
1:CA:355:C:C4	1:CA:356:A:N7	2.86	0.44
1:CA:433:C:H2'	1:CA:434:U:C6	2.53	0.44
1:CA:1127:G:C4	1:CA:1147:C:N4	2.86	0.44
1:CA:1150:U:H1'	1:CA:1280:A:C6	2.52	0.44
1:CA:1340:A:C2'	1:CA:1341:U:H5'	2.48	0.44
3:CC:123:GLN:HA	3:CC:126:ARG:HH11	1.81	0.44
4:CD:50:ARG:HA	4:CD:51:PRO:HD3	1.86	0.44
23:DA:1436:G:H1'	23:DA:1477:A:O2'	2.18	0.44
23:DA:1592:C:H2'	23:DA:1593:G:C8	2.53	0.44
23:DA:1792:G:H2'	23:DA:1793:C:H6	1.81	0.44
23:DA:1833:U:H2'	23:DA:1834:U:C6	2.51	0.44
23:DA:2186:G:N2	23:DA:2187:G:C4	2.86	0.44
23:DA:2316:C:H1'	28:DG:128:ARG:NH2	2.32	0.44
23:DA:2562:U:C1'	32:DO:23:ARG:HH11	2.25	0.44
24:DB:31:C:O2'	24:DB:53:A:N6	2.51	0.44
24:DB:32:C:N3	24:DB:51:G:N2	2.65	0.44
27:DF:46:ARG:HH11	27:DF:46:ARG:CG	2.21	0.44
27:DF:150:GLY:HA2	27:DF:172:TRP:CE3	2.53	0.44
31:DN:42:TRP:CE3	38:DU:63:VAL:HG11	2.52	0.44
38:DU:106:PHE:O	38:DU:110:VAL:HG23	2.18	0.44
42:DY:102:CYS:O	42:DY:104:GLY:N	2.51	0.44
1:AA:22:G:H2'	1:AA:23:C:C6	2.53	0.43
1:AA:99:U:H2'	1:AA:100:C:C6	2.53	0.43
1:AA:933:G:N7	7:AG:3:ARG:HD2	2.32	0.43
1:AA:1048:G:OP1	14:AN:4:LYS:HB2	2.17	0.43
1:AA:1303:C:H2'	1:AA:1304:G:H5'	2.01	0.43
1:AA:1305:G:C2	1:AA:1331:G:H1'	2.53	0.43
1:AA:1458:G:H5'	20:AT:31:SER:HB2	2.00	0.43
3:AC:193:TYR:CD2	3:AC:193:TYR:N	2.86	0.43
7:AG:156:TRP:N	7:AG:156:TRP:CE3	2.85	0.43
23:BA:125:G:H5''	51:B7:19:ARG:HD3	1.99	0.43
23:BA:511:U:C5	23:BA:512:G:C5	3.06	0.43
23:BA:639:U:H2'	23:BA:640:C:C5	2.53	0.43
23:BA:1106:G:H2'	23:BA:1106:G:N3	2.33	0.43
23:BA:1202:C:N4	23:BA:1203:G:C6	2.86	0.43
23:BA:1329:U:H5''	23:BA:1330:C:H5	1.83	0.43
23:BA:1858:G:H2'	23:BA:1883:G:N2	2.33	0.43
23:BA:2698:U:H2'	23:BA:2699:C:C6	2.52	0.43
26:BE:77:ILE:HD12	26:BE:195:LEU:HD13	2.00	0.43
30:BI:130:TYR:HB3	30:BI:138:ILE:HB	2.00	0.43
43:BZ:166:SER:HA	43:BZ:167:PRO:HD3	1.83	0.43

Continued on next page...

Continued from previous page...

Atom-1	Atom-2	Interatomic distance (Å)	Clash overlap (Å)
46:B2:23:LYS:O	46:B2:27:GLU:HG2	2.18	0.43
1:CA:152:A:N6	1:CA:170:U:N3	2.66	0.43
1:CA:458:C:H2'	1:CA:460:G:C8	2.50	0.43
1:CA:872:A:C5	1:CA:874:G:C8	3.06	0.43
1:CA:966:G:H2'	1:CA:967:C:O4'	2.18	0.43
1:CA:1001(A):G:H2'	1:CA:1002:G:C8	2.50	0.43
1:CA:1014:A:C2	1:CA:1219:U:H1'	2.53	0.43
1:CA:1468:A:H2'	1:CA:1469:G:O4'	2.18	0.43
7:CG:92:SER:H	7:CG:95:ARG:HD3	1.83	0.43
8:CH:92:ARG:HD3	8:CH:92:ARG:HA	1.74	0.43
13:CM:43:THR:OG1	13:CM:47:ASP:O	2.36	0.43
19:CS:58:VAL:HA	19:CS:59:PRO:HD3	1.81	0.43
23:DA:271(Q):G:O2'	23:DA:271(R):G:OP2	2.36	0.43
23:DA:1049:C:O2'	23:DA:1050:A:P	2.76	0.43
23:DA:1187:G:H5''	39:DV:81:TYR:CE2	2.53	0.43
23:DA:1310:G:H1'	23:DA:1611:C:H5'	2.00	0.43
23:DA:2356:C:O3'	44:D0:20:ARG:HD3	2.18	0.43
23:DA:2772:C:H2'	23:DA:2773:C:C6	2.53	0.43
23:DA:2833:G:H3'	23:DA:2834:G:H5''	2.00	0.43
34:DQ:66:ILE:HG12	34:DQ:104:PHE:CE2	2.53	0.43
36:DS:110:LEU:HB3	36:DS:112:PHE:HE2	1.83	0.43
43:DZ:48:PHE:CE2	43:DZ:52:SER:HA	2.53	0.43
44:D0:17:GLN:OE1	44:D0:17:GLN:HA	2.18	0.43
1:AA:514:C:H2'	1:AA:515:G:C8	2.53	0.43
1:AA:667:G:OP1	1:AA:732:C:O2'	2.27	0.43
1:AA:832:C:N4	1:AA:855:G:C6	2.86	0.43
1:AA:918:A:C6	1:AA:919:A:C6	3.06	0.43
1:AA:1202:G:H2'	1:AA:1203:C:O4'	2.17	0.43
2:AB:21:ARG:HH12	2:AB:23:ARG:HE	1.64	0.43
6:AF:15:ASP:HB2	6:AF:18:GLN:H	1.82	0.43
14:AN:24:CYS:HB2	14:AN:33:VAL:HG12	1.98	0.43
14:AN:53:LEU:HA	14:AN:54:PRO:HD3	1.53	0.43
20:AT:80:ARG:O	20:AT:84:LEU:HB2	2.17	0.43
23:BA:9:U:OP1	31:BN:115:ARG:NH2	2.51	0.43
23:BA:654:A:H2	23:BA:655:A:C2	2.36	0.43
23:BA:1288:U:C2	23:BA:1327:C:O2	2.71	0.43
36:BS:49:VAL:HG12	36:BS:73:LEU:HD12	2.00	0.43
43:BZ:14:LYS:HA	43:BZ:15:PRO:HD3	1.91	0.43
1:CA:114:U:H2'	1:CA:115:G:C8	2.53	0.43
1:CA:507:C:OP2	1:CA:508:C:O2'	2.28	0.43
1:CA:568:G:C6	1:CA:569:C:N4	2.86	0.43

Continued on next page...

Continued from previous page...

Atom-1	Atom-2	Interatomic distance (Å)	Clash overlap (Å)
1:CA:832:C:N4	1:CA:855:G:C6	2.85	0.43
1:CA:990:C:H2'	1:CA:991:U:C6	2.53	0.43
1:CA:1013:G:H1'	1:CA:1017:G:H1	1.82	0.43
1:CA:1310:G:H1	1:CA:1327:C:N4	2.16	0.43
2:CB:40:HIS:HB3	2:CB:190:THR:HG21	1.98	0.43
7:CG:146:GLU:HG2	7:CG:149:ARG:HG3	2.00	0.43
8:CH:20:TYR:HA	8:CH:65:TYR:CE2	2.53	0.43
12:CL:48:PRO:C	12:CL:49:ASN:HD22	2.21	0.43
12:CL:54:LYS:HB3	12:CL:70:ILE:HD12	1.99	0.43
16:CP:39:TYR:CD1	16:CP:73:LEU:HD13	2.53	0.43
23:DA:1914:C:H2'	23:DA:1915:U:C6	2.53	0.43
23:DA:2093:G:H1	23:DA:2196:C:H42	1.66	0.43
23:DA:2141:G:C6	23:DA:2151:G:C6	3.06	0.43
23:DA:2146:C:H4'	23:DA:2147:G:O4'	2.19	0.43
23:DA:2404:C:O3'	33:DP:77:ARG:NH2	2.51	0.43
27:DF:123:LEU:HD12	27:DF:124:LEU:N	2.33	0.43
30:DI:97:ILE:O	30:DI:101:LEU:N	2.51	0.43
31:DN:128:HIS:HA	31:DN:129:PRO:HD2	1.64	0.43
48:D4:30:GLU:O	48:D4:31:ILE:HG13	2.18	0.43
1:AA:93:G:H1'	1:AA:96:U:H5'	1.99	0.43
1:AA:118:U:C5	1:AA:288:A:C6	3.06	0.43
1:AA:189:G:H2'	1:AA:189(A):C:C6	2.53	0.43
1:AA:658:G:H2'	1:AA:659:U:H6	1.82	0.43
1:AA:757:U:H2'	1:AA:758:G:O4'	2.19	0.43
1:AA:1098:C:C2	1:AA:1099:G:H1'	2.54	0.43
1:AA:1138:G:C6	1:AA:1140:C:H1'	2.53	0.43
1:AA:1293:G:N3	1:AA:1294:G:C8	2.86	0.43
2:AB:138:LEU:O	2:AB:142:LEU:N	2.39	0.43
3:AC:131:ARG:HA	3:AC:134:ILE:HD12	1.99	0.43
23:BA:1545:A:H2'	23:BA:1546:C:O4'	2.17	0.43
23:BA:1711:C:H2'	23:BA:1712:C:H6	1.83	0.43
23:BA:1782:C:C4	23:BA:2587:A:C2	3.06	0.43
23:BA:1885:A:H2'	23:BA:1886:C:O4'	2.19	0.43
23:BA:2146:C:H4'	23:BA:2147:G:O4'	2.18	0.43
23:BA:2387:U:H4'	44:B0:41:ARG:NH2	2.34	0.43
23:BA:2432:A:C6	45:B1:33:LYS:HB3	2.54	0.43
32:BO:4:PRO:O	32:BO:5:GLN:HB2	2.17	0.43
32:BO:71:ARG:HB3	32:BO:73:ASP:OD2	2.18	0.43
48:B4:15:ILE:HB	48:B4:32:TYR:CE2	2.53	0.43
50:B6:14:THR:HG21	50:B6:48:VAL:HG13	2.00	0.43
1:CA:345:C:H4'	1:CA:346:G:N7	2.32	0.43

Continued on next page...

Continued from previous page...

Atom-1	Atom-2	Interatomic distance (Å)	Clash overlap (Å)
1:CA:750:G:H1'	15:CO:22:THR:OG1	2.19	0.43
1:CA:832:C:O2'	1:CA:833:U:P	2.76	0.43
1:CA:865:A:C2	1:CA:918:A:H4'	2.53	0.43
1:CA:1234:C:H2'	1:CA:1235:U:C6	2.54	0.43
1:CA:1308:U:O2'	1:CA:1309:G:H5'	2.19	0.43
2:CB:71:VAL:N	2:CB:163:PHE:O	2.46	0.43
2:CB:139:LYS:O	2:CB:143:GLU:HB2	2.18	0.43
3:CC:177:THR:HG22	3:CC:179:ARG:H	1.82	0.43
4:CD:107:ARG:O	4:CD:170:VAL:HG11	2.18	0.43
7:CG:150:ALA:HB2	11:CK:50:TYR:OH	2.18	0.43
11:CK:38:ASN:HA	11:CK:39:PRO:HD3	1.89	0.43
14:CN:13:THR:HA	14:CN:14:PRO:HD2	1.88	0.43
16:CP:54:GLU:H	16:CP:54:GLU:HG2	1.45	0.43
16:CP:55:ARG:O	16:CP:58:TYR:N	2.51	0.43
23:DA:191:A:H2'	23:DA:192:C:C6	2.53	0.43
23:DA:271(F):C:C2	23:DA:271(G):C:C6	3.06	0.43
23:DA:868:U:C4	23:DA:869:G:N7	2.86	0.43
23:DA:1047:G:H21	23:DA:1111:A:N6	2.17	0.43
23:DA:1049:C:H2'	23:DA:1050:A:C8	2.53	0.43
23:DA:1142(A):A:C4	23:DA:1144:G:C8	3.06	0.43
23:DA:2562:U:O2'	32:DO:23:ARG:HD3	2.18	0.43
25:DD:108:PRO:HG2	25:DD:111:LEU:HG	1.99	0.43
28:DG:125:PHE:HB3	28:DG:166:ASP:OD2	2.18	0.43
31:DN:38:HIS:O	38:DU:67:ALA:HB1	2.18	0.43
33:DP:138:LEU:HD23	33:DP:145:PRO:HG3	1.99	0.43
36:DS:11:LYS:O	36:DS:15:ARG:HB2	2.18	0.43
37:DT:127:ALA:HA	37:DT:129:ARG:N	2.33	0.43
41:DX:57:LEU:HD13	41:DX:78:LYS:HG2	1.99	0.43
44:D0:31:VAL:HB	44:D0:35:ASN:ND2	2.33	0.43
1:AA:107:G:H2'	1:AA:108:G:O4'	2.18	0.43
1:AA:437:U:H2'	1:AA:438:G:C8	2.54	0.43
1:AA:832:C:O2'	1:AA:833:U:P	2.77	0.43
1:AA:874:G:C5	1:AA:875:C:C5	3.07	0.43
1:AA:1053:G:H4'	1:AA:1055:A:OP1	2.18	0.43
1:AA:1255:G:O6	1:AA:1279:A:H2'	2.18	0.43
1:AA:1319:A:H4'	19:AS:4:SER:HA	2.00	0.43
1:AA:1332:A:C2'	1:AA:1333:A:H5'	2.49	0.43
1:AA:1438:G:H2'	1:AA:1439:C:H6	1.83	0.43
1:AA:1492:A:H4'	1:AA:1492:A:OP1	2.18	0.43
2:AB:61:LEU:HD23	2:AB:68:ILE:HD11	2.00	0.43
4:AD:111:ALA:HB1	4:AD:116:GLN:HG2	1.99	0.43

Continued on next page...

Continued from previous page...

Atom-1	Atom-2	Interatomic distance (Å)	Clash overlap (Å)
6:AF:33:TYR:HB2	6:AF:75:LEU:HD12	2.01	0.43
9:AI:71:SER:HA	9:AI:74:ILE:HD12	1.99	0.43
10:AJ:50:ILE:HA	10:AJ:59:SER:O	2.18	0.43
12:AL:93:LEU:HD23	12:AL:93:LEU:HA	1.79	0.43
19:AS:35:SER:C	19:AS:51:VAL:HG11	2.38	0.43
20:AT:51:GLU:O	20:AT:55:ILE:HG12	2.18	0.43
23:BA:354:G:H2'	23:BA:355:G:C8	2.53	0.43
23:BA:448:U:O4	23:BA:583:G:H1'	2.18	0.43
23:BA:603:A:C8	23:BA:655:A:C6	3.06	0.43
23:BA:1501:C:O4'	25:BD:100:GLY:HA2	2.17	0.43
28:BG:44:GLY:O	28:BG:47:LYS:HG3	2.18	0.43
37:BT:24:PRO:HA	37:BT:49:VAL:O	2.17	0.43
39:BV:22:VAL:HG23	39:BV:23:GLU:O	2.18	0.43
39:BV:35:LEU:HB2	39:BV:57:VAL:CG1	2.48	0.43
47:B3:6:VAL:HG13	47:B3:56:VAL:HG13	1.99	0.43
1:CA:513:C:H2'	1:CA:514:C:C6	2.53	0.43
1:CA:1147:C:H2'	1:CA:1148:U:H6	1.82	0.43
1:CA:1315:U:H2'	1:CA:1316:G:O4'	2.18	0.43
11:CK:48:ILE:O	11:CK:48:ILE:HG12	2.19	0.43
14:CN:44:LEU:HD12	14:CN:48:ALA:HB2	2.00	0.43
23:DA:836:G:H5''	23:DA:837:C:OP2	2.17	0.43
23:DA:1639:U:O2'	23:DA:1640:C:H5''	2.18	0.43
23:DA:1676:A:N7	56:DA:4078:HOH:O	2.36	0.43
23:DA:2273:A:O2'	23:DA:2274:A:H5'	2.19	0.43
27:DF:32:LEU:HB3	27:DF:112:MET:HE1	2.00	0.43
28:DG:64:THR:OG1	28:DG:65:GLY:N	2.51	0.43
28:DG:166:ASP:O	28:DG:170:ARG:N	2.37	0.43
36:DS:24:LEU:HD23	36:DS:24:LEU:HA	1.84	0.43
38:DU:17:ILE:HD13	38:DU:17:ILE:HA	1.86	0.43
1:AA:263:A:OP1	20:AT:79:ARG:NH1	2.52	0.43
1:AA:324:G:N2	1:AA:327:A:C8	2.86	0.43
1:AA:433:C:H2'	1:AA:434:U:C6	2.54	0.43
1:AA:658:G:C4	1:AA:659:U:C5	3.07	0.43
1:AA:777:A:C2	11:AK:119:CYS:HB3	2.53	0.43
1:AA:1052:U:H3'	1:AA:1053:G:H5''	2.00	0.43
1:AA:1319:A:H62	1:AA:1361:G:H1'	1.82	0.43
1:AA:1368:G:H2'	1:AA:1369:C:H6	1.82	0.43
1:AA:1443:G:H1	1:AA:1459:C:C2'	2.30	0.43
1:AA:1491:G:H5''	1:AA:1492:A:OP2	2.18	0.43
2:AB:163:PHE:HD1	2:AB:164:VAL:H	1.66	0.43
5:AE:39:GLY:O	5:AE:69:VAL:HG12	2.19	0.43

Continued on next page...

Continued from previous page...

Atom-1	Atom-2	Interatomic distance (Å)	Clash overlap (Å)
11:AK:17:GLY:HA2	11:AK:35:PRO:HD3	2.00	0.43
11:AK:20:TYR:CE2	11:AK:83:ILE:HD12	2.54	0.43
12:AL:79:GLU:HG2	12:AL:80:HIS:ND1	2.34	0.43
15:AO:63:ARG:NH1	15:AO:87:ILE:HD11	2.33	0.43
21:AU:22:ARG:N	21:AU:23:PRO:HD3	2.34	0.43
23:BA:583:G:OP2	38:BU:10:ARG:HD2	2.18	0.43
23:BA:922:U:H2'	23:BA:923:C:C6	2.54	0.43
23:BA:1142(A):A:C4	23:BA:1144:G:C8	3.07	0.43
23:BA:1486:A:C4	23:BA:1487:G:C8	3.06	0.43
24:BB:29:A:OP2	36:BS:32:LEU:HD12	2.18	0.43
36:BS:29:PHE:CD2	36:BS:30:ARG:N	2.87	0.43
38:BU:25:TRP:O	38:BU:28:ARG:HB2	2.18	0.43
1:CA:203:U:H3'	1:CA:203:U:P	2.59	0.43
1:CA:254:G:OP1	17:CQ:67:LYS:O	2.36	0.43
1:CA:769:G:H4'	1:CA:1513:A:H4'	2.01	0.43
1:CA:830:G:H2'	1:CA:831:U:O4'	2.19	0.43
1:CA:922:G:H1'	5:CE:19:MET:HB2	2.00	0.43
1:CA:996:A:H2	1:CA:1045:C:H2'	1.84	0.43
1:CA:1076:C:N4	1:CA:1081:G:H1	2.15	0.43
1:CA:1089:G:C5	1:CA:1090:U:C4	3.06	0.43
1:CA:1127:G:H1'	1:CA:1148:U:N3	2.34	0.43
1:CA:1279:A:H61	3:CC:26:LYS:NZ	2.16	0.43
1:CA:1355:G:H2'	1:CA:1356:G:C8	2.53	0.43
2:CB:233:SER:OG	2:CB:234:PRO:HD2	2.18	0.43
3:CC:52:LEU:O	3:CC:52:LEU:HG	2.18	0.43
4:CD:112:VAL:HG13	4:CD:161:ASN:ND2	2.33	0.43
5:CE:143:ARG:NH1	8:CH:77:GLU:OE2	2.52	0.43
6:CF:91:VAL:HG21	18:CR:72:ARG:HH12	1.84	0.43
15:CO:39:LEU:HD13	15:CO:56:LEU:HB2	2.01	0.43
23:DA:375:C:H2'	23:DA:376:C:C6	2.54	0.43
23:DA:1210:A:H4'	23:DA:1211:U:O5'	2.18	0.43
23:DA:1396:U:H5''	56:DA:4129:HOH:O	2.17	0.43
23:DA:1537:G:H2'	23:DA:1538:G:C8	2.53	0.43
23:DA:2262:U:H4'	23:DA:2328:A:C2	2.54	0.43
23:DA:2572:A:C8	26:DE:144:ARG:HD2	2.54	0.43
24:DB:113:G:H2'	24:DB:114:C:H6	1.82	0.43
31:DN:112:LEU:O	31:DN:115:ARG:N	2.48	0.43
38:DU:104:GLN:CD	38:DU:104:GLN:H	2.22	0.43
44:D0:72:ARG:CB	44:D0:75:LEU:HB2	2.48	0.43
1:AA:373:A:N3	1:AA:481:G:N2	2.50	0.43
1:AA:887:G:H1	1:AA:910:C:H42	1.67	0.43

Continued on next page...

Continued from previous page...

Atom-1	Atom-2	Interatomic distance (Å)	Clash overlap (Å)
1:AA:964:A:H2'	1:AA:965:A:H8	1.81	0.43
1:AA:973:G:H4'	10:AJ:54:PHE:O	2.18	0.43
1:AA:1027:C:C4	1:AA:1034:G:N1	2.86	0.43
1:AA:1150:U:H3'	1:AA:1151:A:C8	2.53	0.43
1:AA:1333:A:H2'	1:AA:1334:G:O4'	2.19	0.43
1:AA:1349:A:H61	7:AG:34:GLY:HA2	1.84	0.43
2:AB:215:LEU:HD22	2:AB:215:LEU:HA	1.74	0.43
3:AC:183:ASP:HB3	3:AC:202:ILE:HB	1.99	0.43
5:AE:55:VAL:O	5:AE:58:ALA:HB3	2.17	0.43
8:AH:9:MET:SD	8:AH:32:LYS:HG2	2.58	0.43
8:AH:44:PHE:HB3	8:AH:80:ILE:HD11	2.00	0.43
12:AL:32:PHE:CE1	12:AL:86:ARG:HG3	2.50	0.43
14:AN:29:ARG:HH11	14:AN:42:ILE:CD1	2.31	0.43
23:BA:139(A):G:N2	56:BA:3825:HOH:O	2.50	0.43
23:BA:143:G:H2'	23:BA:143(A):C:C6	2.54	0.43
23:BA:720:C:H2'	23:BA:721:C:C6	2.54	0.43
23:BA:819:A:H2'	23:BA:820:A:H5'	2.01	0.43
23:BA:901:A:H2'	23:BA:902:C:C6	2.54	0.43
23:BA:2304:G:H21	28:BG:156:ASP:CG	2.22	0.43
23:BA:2562:U:O2'	32:BO:23:ARG:HD3	2.18	0.43
23:BA:2834:G:H5''	23:BA:2834:G:C8	2.52	0.43
30:BI:77:LEU:HD21	30:BI:101:LEU:HA	2.00	0.43
35:BR:103:ARG:HH12	35:BR:110:PRO:HD3	1.84	0.43
37:BT:118:ARG:HG3	37:BT:118:ARG:NH1	2.30	0.43
1:CA:60:A:P	1:CA:60:A:H8	2.41	0.43
1:CA:380:G:C2	1:CA:384:G:C6	3.06	0.43
1:CA:663:A:O3'	18:CR:64:ARG:NH2	2.41	0.43
1:CA:919:A:H8	1:CA:919:A:O5'	2.02	0.43
1:CA:929:G:C6	1:CA:930:C:C4	3.06	0.43
1:CA:1316:G:N2	1:CA:1319:A:O5'	2.52	0.43
1:CA:1442:G:N7	1:CA:1442(A):G:C5	2.87	0.43
12:CL:70:ILE:HG23	12:CL:100:ILE:HD12	2.00	0.43
13:CM:56:LEU:O	13:CM:59:TYR:HB3	2.18	0.43
23:DA:265:A:H1'	23:DA:266:G:O4'	2.19	0.43
23:DA:459:U:H5''	51:D7:40:TRP:CD2	2.53	0.43
23:DA:839:U:H2'	23:DA:840:C:C6	2.53	0.43
23:DA:904:C:H2'	23:DA:905:U:C6	2.54	0.43
23:DA:1885:A:H2'	23:DA:1886:C:O4'	2.18	0.43
23:DA:2109:U:C6	23:DA:2109:U:C3'	3.01	0.43
23:DA:2564:A:C2	23:DA:2647:U:H4'	2.54	0.43
25:DD:33:LEU:HA	25:DD:33:LEU:HD23	1.39	0.43

Continued on next page...

Continued from previous page...

Atom-1	Atom-2	Interatomic distance (Å)	Clash overlap (Å)
27:DF:101:LEU:HA	27:DF:101:LEU:HD12	1.79	0.43
38:DU:43:GLY:HA3	39:DV:73:SER:OG	2.19	0.43
44:D0:65:GLY:CA	44:D0:81:VAL:HG12	2.46	0.43
1:AA:203:U:H3'	1:AA:203:U:P	2.59	0.43
1:AA:328:C:H4'	1:AA:329:A:H5'	1.99	0.43
1:AA:827:U:H5''	1:AA:828:A:OP2	2.18	0.43
1:AA:1152:A:H2'	1:AA:1153:C:O4'	2.17	0.43
1:AA:1261:A:H5'	1:AA:1284:C:OP1	2.18	0.43
1:AA:1403:C:H6	1:AA:1403:C:O5'	2.01	0.43
9:AI:8:GLY:HA3	9:AI:76:ALA:O	2.18	0.43
13:AM:91:ARG:NE	13:AM:97:PRO:O	2.40	0.43
16:AP:54:GLU:H	16:AP:54:GLU:HG2	1.50	0.43
23:BA:271(M):G:HO2'	23:BA:271(N):U:H3'	1.84	0.43
23:BA:1639:U:H2'	23:BA:1640:C:H5''	2.01	0.43
23:BA:1783:A:C2	23:BA:2587:A:C5	3.06	0.43
23:BA:2104:G:O6	23:BA:2186:G:C4	2.72	0.43
23:BA:2109:U:C3'	23:BA:2109:U:C6	3.01	0.43
24:BB:33:G:C2	24:BB:50:G:C2	3.06	0.43
28:BG:176:LEU:HD23	28:BG:176:LEU:HA	1.90	0.43
30:BI:61:ARG:N	30:BI:61:ARG:HD2	2.34	0.43
33:BP:29:LYS:HB3	33:BP:30:THR:H	1.60	0.43
36:BS:56:LEU:HD23	36:BS:56:LEU:HA	1.81	0.43
43:BZ:141:VAL:O	43:BZ:144:LEU:HB2	2.19	0.43
48:B4:15:ILE:O	48:B4:33:VAL:N	2.49	0.43
50:B6:11:LEU:HB2	50:B6:21:TYR:HB2	1.99	0.43
1:CA:91:C:H2'	1:CA:92:C:C6	2.54	0.43
1:CA:826:C:H2'	1:CA:827:U:H6	1.84	0.43
1:CA:953:G:H2'	1:CA:954:G:O4'	2.18	0.43
1:CA:1247:U:H1'	1:CA:1291:G:H22	1.84	0.43
2:CB:118:LEU:HA	2:CB:121:LEU:HB3	2.00	0.43
2:CB:216:SER:O	2:CB:220:ASP:N	2.40	0.43
3:CC:20:SER:HB2	3:CC:22:TRP:NE1	2.33	0.43
3:CC:111:LEU:HA	3:CC:202:ILE:HG21	1.99	0.43
5:CE:55:VAL:O	5:CE:58:ALA:HB3	2.19	0.43
23:DA:24:G:H2'	23:DA:25:U:O4'	2.19	0.43
23:DA:1668:A:C8	23:DA:1674:G:C6	3.07	0.43
23:DA:1754:C:OP1	37:DT:96:ARG:NH1	2.45	0.43
23:DA:2350:C:H2'	23:DA:2351:G:O4'	2.18	0.43
23:DA:2815:C:H2'	23:DA:2816:C:C6	2.53	0.43
26:DE:116:VAL:HG13	26:DE:122:PHE:HB2	2.01	0.43
27:DF:181:LEU:HB3	27:DF:205:ARG:NH2	2.33	0.43

Continued on next page...

Continued from previous page...

Atom-1	Atom-2	Interatomic distance (Å)	Clash overlap (Å)
34:DQ:1:MET:HG2	34:DQ:2:LEU:H	1.83	0.43
37:DT:35:LYS:HB3	37:DT:35:LYS:HE2	1.76	0.43
43:DZ:128:VAL:HG12	43:DZ:129:SER:N	2.33	0.43
1:AA:557:G:C6	1:AA:558:G:C6	3.06	0.43
1:AA:1033:G:H2'	1:AA:1033:G:N3	2.33	0.43
1:AA:1119:C:OP1	9:AI:83:ARG:NH2	2.52	0.43
1:AA:1157:A:H4'	1:AA:1158:C:C5'	2.42	0.43
1:AA:1244:C:OP1	21:AU:9:ARG:HB2	2.19	0.43
1:AA:1277:C:H1'	1:AA:1282:C:O2	2.18	0.43
1:AA:1360:A:H3'	1:AA:1361:G:H8	1.84	0.43
5:AE:60:TYR:O	5:AE:63:ARG:HB2	2.19	0.43
7:AG:97:GLN:HA	7:AG:100:ALA:HB3	2.00	0.43
7:AG:104:LEU:HD12	7:AG:123:GLU:HG3	2.00	0.43
13:AM:94:ARG:NH2	19:AS:80:TYR:HB3	2.32	0.43
23:BA:1165:U:H2'	23:BA:1166:C:C6	2.54	0.43
23:BA:1779:U:C2	23:BA:1783:A:N7	2.87	0.43
23:BA:2009:G:OP1	40:BW:41:LYS:HE2	2.19	0.43
23:BA:2281:C:O2'	23:BA:2282:G:H5'	2.18	0.43
23:BA:2420:C:OP2	52:B8:33:ASN:HB2	2.18	0.43
23:BA:2478:A:H5'	53:B9:31:LYS:HE2	2.00	0.43
28:BG:7:LEU:HD11	28:BG:107:LEU:HD12	1.99	0.43
32:BO:120:GLU:HG2	32:BO:122:LEU:HG	2.00	0.43
36:BS:65:VAL:O	36:BS:69:VAL:HG12	2.19	0.43
45:B1:40:ARG:HE	45:B1:40:ARG:HB2	1.57	0.43
50:B6:45:LYS:HG3	50:B6:46:HIS:O	2.19	0.43
1:CA:325:A:H2'	1:CA:326:G:O4'	2.18	0.43
1:CA:445:G:C6	1:CA:490:G:C6	3.07	0.43
1:CA:538:G:OP1	12:CL:114:LYS:N	2.44	0.43
1:CA:542:G:H2'	1:CA:543:C:C6	2.53	0.43
1:CA:954:G:C2	1:CA:955:U:C2	3.07	0.43
1:CA:1090:U:O5'	1:CA:1090:U:H6	2.01	0.43
1:CA:1130:A:H1'	1:CA:1146:A:C2	2.53	0.43
1:CA:1135:U:H4'	1:CA:1136:U:C4	2.53	0.43
1:CA:1207:G:H2'	1:CA:1208:C:O4'	2.18	0.43
1:CA:1239:A:H61	1:CA:1296:C:H2'	1.84	0.43
1:CA:1493:A:O2'	1:CA:1494:G:H8	2.02	0.43
2:CB:157:ARG:HG2	2:CB:158:LEU:N	2.33	0.43
6:CF:67:MET:HB2	6:CF:68:PRO:HD2	1.99	0.43
7:CG:101:LEU:O	7:CG:105:VAL:HG23	2.18	0.43
23:DA:662:G:H5'	33:DP:14:LYS:O	2.19	0.43
23:DA:953:A:OP2	34:DQ:16:ARG:NE	2.47	0.43

Continued on next page...

Continued from previous page...

Atom-1	Atom-2	Interatomic distance (Å)	Clash overlap (Å)
23:DA:1029:A:H8	23:DA:1029:A:O5'	2.01	0.43
23:DA:1383:C:H6	23:DA:1383:C:O5'	2.01	0.43
23:DA:1500:G:N2	25:DD:99:ASP:O	2.48	0.43
23:DA:1535:A:OP1	23:DA:1535:A:H3'	2.19	0.43
23:DA:1681:G:H1'	23:DA:1762:A:H2'	2.00	0.43
23:DA:2056:G:C2	23:DA:2057:A:C8	3.06	0.43
23:DA:2186:G:C2	23:DA:2187:G:C5	3.07	0.43
23:DA:2880:C:O3'	35:DR:90:ARG:NH1	2.51	0.43
25:DD:71:ASP:HB3	25:DD:103:ARG:HH22	1.83	0.43
28:DG:107:LEU:HD23	28:DG:111:LEU:HD12	2.01	0.43
30:DI:134:PRO:O	30:DI:136:VAL:N	2.51	0.43
37:DT:2:ASN:O	37:DT:6:LEU:HD22	2.19	0.43
37:DT:27:THR:HB	37:DT:90:GLN:HB3	2.00	0.43
43:DZ:98:MET:SD	43:DZ:133:ILE:HD13	2.59	0.43
47:D3:11:SER:OG	47:D3:13:ILE:HG13	2.19	0.43
51:D7:27:GLY:O	51:D7:30:VAL:HB	2.17	0.43
1:AA:44:G:C6	1:AA:45:U:C2	3.07	0.43
1:AA:49:U:O4	1:AA:365:U:H5	2.02	0.43
1:AA:78:G:N2	1:AA:92:C:O2	2.52	0.43
1:AA:113:G:H2'	1:AA:114:U:C6	2.54	0.43
1:AA:175:C:H2'	1:AA:176:C:C6	2.54	0.43
1:AA:472:A:H4'	16:AP:80:PHE:O	2.19	0.43
1:AA:540:G:H2'	1:AA:541:G:O4'	2.18	0.43
1:AA:1006:C:C2	1:AA:1023:G:N1	2.76	0.43
1:AA:1137:C:H4'	1:AA:1138:G:C2	2.53	0.43
1:AA:1237:C:H5''	1:AA:1238:A:O4'	2.19	0.43
1:AA:1363:C:H5'	1:AA:1363(A):A:O5'	2.19	0.43
2:AB:22:LYS:H	2:AB:40:HIS:HD2	1.67	0.43
2:AB:79:ASP:O	2:AB:82:ARG:N	2.51	0.43
5:AE:66:MET:O	5:AE:67:VAL:HB	2.19	0.43
11:AK:31:THR:HG22	11:AK:42:TRP:CB	2.49	0.43
15:AO:17:ARG:HH11	15:AO:17:ARG:HG3	1.84	0.43
15:AO:48:LYS:HD2	15:AO:48:LYS:HA	1.88	0.43
16:AP:71:ARG:HA	16:AP:74:LEU:HB2	2.00	0.43
20:AT:73:HIS:O	20:AT:76:ALA:HB3	2.19	0.43
23:BA:94:C:H5''	23:BA:94(A):G:OP2	2.19	0.43
23:BA:107:C:H2'	23:BA:108:U:C6	2.53	0.43
23:BA:861:A:H2'	23:BA:862:G:O4'	2.18	0.43
23:BA:1681:G:H1'	23:BA:1762:A:H2'	2.01	0.43
23:BA:1783:A:OP1	56:BA:3901:HOH:O	2.21	0.43
23:BA:2747:G:O6	23:BA:2755:C:H5''	2.17	0.43

Continued on next page...

Continued from previous page...

Atom-1	Atom-2	Interatomic distance (Å)	Clash overlap (Å)
26:BE:181:LEU:HD12	26:BE:181:LEU:HA	1.72	0.43
30:BI:62:LYS:O	30:BI:66:GLU:HG2	2.19	0.43
1:CA:613:C:N4	1:CA:627:G:H1	2.16	0.43
1:CA:1036:G:H5'	1:CA:1037:C:H5	1.84	0.43
1:CA:1106:G:H2'	1:CA:1107:C:H6	1.84	0.43
1:CA:1291:G:C6	1:CA:1292:U:C4	3.07	0.43
1:CA:1412:C:H2'	1:CA:1413:A:C8	2.53	0.43
2:CB:149:LEU:HB3	2:CB:152:PHE:CB	2.49	0.43
3:CC:46:GLU:H	3:CC:46:GLU:CD	2.21	0.43
5:CE:6:PHE:HD2	5:CE:6:PHE:HA	1.74	0.43
7:CG:32:ARG:O	7:CG:35:LYS:HG3	2.19	0.43
23:DA:601:C:O2	23:DA:605:C:H4'	2.19	0.43
23:DA:1211:U:H4'	23:DA:1212:G:OP2	2.18	0.43
23:DA:1324:G:C5	23:DA:1328:G:O6	2.72	0.43
23:DA:1486:A:C4	23:DA:1487:G:C8	3.06	0.43
23:DA:2483:C:H2'	23:DA:2484:G:O4'	2.19	0.43
24:DB:38:C:H2'	24:DB:39:A:O4'	2.19	0.43
26:DE:51:PHE:CE2	26:DE:52:LEU:HD13	2.54	0.43
27:DF:110:LEU:HD21	27:DF:181:LEU:HG	2.00	0.43
34:DQ:38:GLU:O	34:DQ:127:ILE:HG21	2.19	0.43
36:DS:80:LEU:HD12	36:DS:80:LEU:HA	1.76	0.43
43:DZ:79:ARG:HD2	43:DZ:80:ARG:HH21	1.83	0.43
51:D7:34:ARG:NH1	51:D7:39:ARG:HG3	2.34	0.43
1:AA:1060:C:C5'	10:AJ:51:ARG:HB3	2.49	0.43
1:AA:1120:G:H2'	1:AA:1120:G:N3	2.33	0.43
2:AB:132:LYS:HA	2:AB:135:GLN:NE2	2.34	0.43
7:AG:51:GLN:CG	7:AG:58:PRO:HD3	2.49	0.43
7:AG:71:PRO:HD2	7:AG:96:GLN:HA	2.00	0.43
7:AG:121:ALA:HB3	7:AG:122:HIS:CD2	2.54	0.43
10:AJ:44:VAL:HG13	10:AJ:64:GLU:HG3	2.01	0.43
13:AM:23:TYR:O	13:AM:25:ILE:HD12	2.18	0.43
23:BA:2157:G:H2'	23:BA:2158:A:C8	2.54	0.43
23:BA:2191:G:H5'	23:BA:2192:G:OP2	2.19	0.43
24:BB:66:A:H61	24:BB:108:U:H2'	1.83	0.43
27:BF:106:ARG:H	27:BF:106:ARG:HG2	1.50	0.43
28:BG:153:ARG:HE	28:BG:153:ARG:HB2	1.51	0.43
49:B5:35:GLU:HG3	49:B5:51:TYR:CB	2.49	0.43
50:B6:44:ARG:HB3	50:B6:44:ARG:NH1	2.34	0.43
52:B8:61:LEU:C	52:B8:63:PRO:HD3	2.40	0.43
1:CA:31:G:H5'	1:CA:306:G:N2	2.34	0.43
1:CA:586:C:C2'	1:CA:587:G:H5'	2.49	0.43

Continued on next page...

Continued from previous page...

Atom-1	Atom-2	Interatomic distance (Å)	Clash overlap (Å)
1:CA:1259:C:H2'	1:CA:1283:G:O2'	2.19	0.43
1:CA:1266:G:N2	1:CA:1268:A:C8	2.85	0.43
4:CD:205:GLU:OE1	5:CE:100:VAL:HB	2.19	0.43
7:CG:70:LYS:HA	7:CG:71:PRO:HD3	1.76	0.43
10:CJ:50:ILE:HG23	10:CJ:57:LYS:HA	2.00	0.43
16:CP:60:LEU:HD23	16:CP:60:LEU:HA	1.91	0.43
20:CT:41:ILE:H	20:CT:41:ILE:HG13	1.26	0.43
23:DA:89:G:OP2	23:DA:90:U:H3'	2.19	0.43
23:DA:107:C:C2	23:DA:108:U:C5	3.07	0.43
23:DA:1300:U:H4'	23:DA:1301:A:H5''	2.01	0.43
23:DA:1638:C:H5''	23:DA:2710:C:O2'	2.19	0.43
23:DA:1858:G:H2'	23:DA:1883:G:N2	2.34	0.43
23:DA:2169:A:O2'	23:DA:2170:A:H5'	2.18	0.43
26:DE:174:ASP:OD2	26:DE:175:VAL:N	2.52	0.43
27:DF:32:LEU:O	27:DF:35:GLU:N	2.52	0.43
27:DF:74:ARG:H	27:DF:74:ARG:HG3	1.27	0.43
28:DG:137:GLU:HG3	28:DG:152:LEU:HD21	1.99	0.43
46:D2:50:ILE:O	46:D2:51:ARG:CB	2.63	0.43
1:AA:254:G:OP1	17:AQ:67:LYS:O	2.36	0.42
1:AA:669:U:C2	1:AA:670:G:C8	3.07	0.42
1:AA:731:G:OP1	1:AA:766:A:H1'	2.18	0.42
1:AA:865:A:H8	1:AA:865:A:O5'	2.02	0.42
1:AA:918:A:H2'	1:AA:919:A:C8	2.54	0.42
1:AA:1001:A:C6	1:AA:1041:A:C5	3.07	0.42
2:AB:59:GLU:O	2:AB:63:MET:HG2	2.19	0.42
10:AJ:45:ARG:O	10:AJ:65:LEU:N	2.42	0.42
14:AN:7:ILE:HD13	14:AN:8:GLU:HG3	2.01	0.42
17:AQ:26:GLN:O	17:AQ:27:PHE:HB3	2.19	0.42
21:AU:9:ARG:CZ	21:AU:10:ARG:HH22	2.32	0.42
23:BA:89:G:OP2	23:BA:90:U:H3'	2.19	0.42
23:BA:634:C:H2'	23:BA:635:C:C6	2.54	0.42
23:BA:729:G:C6	25:BD:208:LYS:HB2	2.53	0.42
23:BA:1669:A:H5''	23:BA:2550:G:OP1	2.20	0.42
23:BA:1685:C:H2'	23:BA:1686:C:C6	2.54	0.42
23:BA:2275:C:H5'	23:BA:2275:C:C6	2.53	0.42
23:BA:2287:A:O2'	23:BA:2288:A:H3'	2.19	0.42
23:BA:2317:C:H2'	23:BA:2318:G:C5'	2.49	0.42
23:BA:2378:A:H4'	36:BS:23:ARG:NH1	2.33	0.42
24:BB:50:G:H5''	36:BS:61:ASN:ND2	2.33	0.42
25:BD:26:LYS:HE2	25:BD:28:GLU:O	2.19	0.42
27:BF:149:ASP:OD2	27:BF:149:ASP:N	2.40	0.42

Continued on next page...

Continued from previous page...

Atom-1	Atom-2	Interatomic distance (Å)	Clash overlap (Å)
30:BI:35:LEU:N	30:BI:35:LEU:HD23	2.34	0.42
31:BN:42:TRP:HA	31:BN:48:MET:SD	2.59	0.42
38:BU:61:TRP:CH2	38:BU:93:LYS:HB2	2.53	0.42
1:CA:227:G:H2'	1:CA:228:A:C8	2.54	0.42
1:CA:602:A:C6	1:CA:637:G:C6	3.07	0.42
1:CA:1356:G:C6	1:CA:1357:A:C6	3.07	0.42
2:CB:84:GLU:HA	2:CB:87:ARG:HB3	2.00	0.42
8:CH:118:VAL:C	8:CH:119:LEU:HD23	2.39	0.42
12:CL:85:ILE:HD13	12:CL:85:ILE:HA	1.70	0.42
18:CR:52:PRO:O	18:CR:56:THR:HG23	2.19	0.42
23:DA:10:G:H1'	23:DA:2801(A):A:C2	2.54	0.42
23:DA:639:U:O2'	23:DA:640:C:H5'	2.19	0.42
23:DA:952:G:C6	23:DA:953:A:N7	2.87	0.42
23:DA:1268:A:C2	23:DA:2013:A:C4	3.07	0.42
23:DA:1711:C:H2'	23:DA:1712:C:C6	2.54	0.42
23:DA:1721:G:C2	23:DA:1739:U:OP2	2.72	0.42
25:DD:242:ARG:N	25:DD:242:ARG:HD3	2.33	0.42
32:DO:106:LEU:HD23	32:DO:106:LEU:HA	1.78	0.42
1:AA:124:G:C5	1:AA:125:U:C4	3.07	0.42
1:AA:1014:A:H4'	19:AS:14:HIS:ND1	2.35	0.42
1:AA:1106:G:C6	1:AA:1107:C:C4	3.07	0.42
1:AA:1306:A:H1'	1:AA:1332:A:N3	2.34	0.42
1:AA:1382:C:C2'	1:AA:1383:C:H5'	2.49	0.42
1:AA:1429:C:H2'	1:AA:1430:C:C6	2.54	0.42
4:AD:61:LYS:O	4:AD:65:ARG:HB2	2.19	0.42
4:AD:121:VAL:O	4:AD:134:ASP:HA	2.19	0.42
5:AE:133:TYR:O	5:AE:137:GLU:HB2	2.19	0.42
7:AG:31:MET:O	7:AG:32:ARG:HD3	2.18	0.42
9:AI:19:LEU:HD23	9:AI:19:LEU:HA	1.70	0.42
10:AJ:38:ILE:HA	10:AJ:39:PRO:HD3	1.75	0.42
11:AK:99:GLN:HA	11:AK:105:VAL:HG11	2.01	0.42
13:AM:14:ARG:N	13:AM:44:ARG:HD3	2.34	0.42
21:AU:12:LYS:HZ2	21:AU:17:THR:C	2.21	0.42
23:BA:657:U:H2'	23:BA:658:C:C6	2.54	0.42
23:BA:780:G:C2	23:BA:782:A:C2	3.07	0.42
23:BA:945:A:C2	23:BA:2448:A:C4	3.08	0.42
23:BA:1297:C:OP1	23:BA:2710:C:H4'	2.19	0.42
23:BA:2111:C:C4	23:BA:2145:C:C2	3.07	0.42
23:BA:2712:U:H1'	23:BA:2712(A):A:C8	2.55	0.42
24:BB:88:C:H2'	24:BB:89:G:O4'	2.20	0.42
27:BF:32:LEU:HD12	27:BF:32:LEU:HA	1.68	0.42

Continued on next page...

Continued from previous page...

Atom-1	Atom-2	Interatomic distance (Å)	Clash overlap (Å)
30:BI:145:VAL:HG12	30:BI:146:ALA:N	2.34	0.42
1:CA:375:U:H2'	1:CA:376:G:C8	2.54	0.42
1:CA:512:U:H2'	1:CA:513:C:H6	1.83	0.42
1:CA:658:G:C5	1:CA:659:U:C5	3.07	0.42
1:CA:960:U:H4'	1:CA:961:U:C5'	2.49	0.42
1:CA:1089:G:C6	1:CA:1090:U:N3	2.87	0.42
1:CA:1442:G:H2'	1:CA:1442(A):G:C8	2.54	0.42
23:DA:236:C:H2'	23:DA:237:C:H6	1.84	0.42
23:DA:415:A:H2'	23:DA:416:C:H6	1.83	0.42
23:DA:642:G:H21	23:DA:646:A:H2	1.66	0.42
23:DA:805:G:H4'	33:DP:38:GLN:HB3	2.00	0.42
23:DA:1419:A:C8	23:DA:1421:G:C6	3.08	0.42
23:DA:1529:G:H8	23:DA:1529:G:O5'	2.02	0.42
23:DA:1796:U:H4'	25:DD:256:GLY:N	2.33	0.42
23:DA:1805:U:O2	25:DD:50:THR:HB	2.19	0.42
23:DA:1833:U:O2'	23:DA:1969:A:N1	2.41	0.42
23:DA:1900:A:N1	23:DA:1970:A:C6	2.88	0.42
23:DA:2108:C:C3'	23:DA:2108:C:C6	3.02	0.42
23:DA:2294:C:OP1	36:DS:89:ARG:NH1	2.43	0.42
23:DA:2557:G:H2'	23:DA:2558:C:H6	1.84	0.42
24:DB:57:A:H1'	28:DG:29:TRP:HB2	2.01	0.42
26:DE:21:VAL:HA	26:DE:22:PRO:HD2	1.74	0.42
26:DE:93:VAL:H	26:DE:93:VAL:HG22	1.55	0.42
28:DG:24:GLY:O	28:DG:26:GLN:NE2	2.53	0.42
28:DG:43:LEU:HB3	28:DG:44:GLY:H	1.58	0.42
28:DG:89:GLY:O	28:DG:90:LEU:HD23	2.19	0.42
32:DO:3:GLN:HB2	32:DO:4:PRO:HD2	2.00	0.42
43:DZ:30:ASN:OD1	43:DZ:32:HIS:N	2.46	0.42
45:D1:15:ALA:O	45:D1:40:ARG:HG3	2.19	0.42
1:AA:21:G:P	56:AA:1895:HOH:O	2.75	0.42
1:AA:294:U:H2'	1:AA:295:C:C6	2.54	0.42
1:AA:791:G:H8	1:AA:791:G:O5'	2.03	0.42
1:AA:938:A:C2	1:AA:939:G:H1'	2.54	0.42
1:AA:1001:A:C6	1:AA:1041:A:C6	3.07	0.42
1:AA:1001:A:C6	1:AA:1001(A):G:C5	3.07	0.42
1:AA:1381:U:C2	1:AA:1382:C:H5	2.38	0.42
1:AA:1511:G:H2'	1:AA:1512:U:O4'	2.19	0.42
4:AD:21:LEU:HD21	4:AD:67:ILE:HA	2.01	0.42
9:AI:9:ARG:HD2	9:AI:104:ARG:HE	1.85	0.42
14:AN:3:ARG:HA	14:AN:6:LEU:HB2	2.00	0.42
14:AN:40:CYS:SG	14:AN:42:ILE:HB	2.59	0.42

Continued on next page...

Continued from previous page...

Atom-1	Atom-2	Interatomic distance (Å)	Clash overlap (Å)
23:BA:548:A:H61	39:BV:19:LYS:H	1.66	0.42
23:BA:601:C:O2	23:BA:605:C:H4'	2.20	0.42
23:BA:1187:G:H5''	39:BV:81:TYR:CE2	2.55	0.42
23:BA:2287:A:C4	23:BA:2289:G:N7	2.87	0.42
23:BA:2292:C:P	36:BS:17:ARG:HH22	2.41	0.42
23:BA:2359:C:H2'	23:BA:2360:A:O4'	2.19	0.42
23:BA:2812:G:N2	23:BA:2889:C:C2	2.86	0.42
24:BB:11:C:H3'	24:BB:12:C:C6	2.54	0.42
24:BB:32:C:N3	24:BB:51:G:N2	2.67	0.42
30:BI:27:ARG:HD2	45:B1:71:TYR:CE1	2.55	0.42
30:BI:98:ALA:O	30:BI:101:LEU:N	2.52	0.42
34:BQ:21:THR:O	43:BZ:78:LYS:HD3	2.20	0.42
37:BT:50:ILE:HG22	37:BT:102:ILE:HD11	2.01	0.42
39:BV:20:LEU:HD12	39:BV:20:LEU:HA	1.79	0.42
40:BW:60:ASN:N	40:BW:60:ASN:ND2	2.67	0.42
41:BX:5:TYR:HD1	46:B2:33:MET:CE	2.32	0.42
41:BX:53:LYS:HB3	41:BX:82:GLN:HB3	2.01	0.42
44:B0:17:GLN:OE1	44:B0:17:GLN:HA	2.18	0.42
1:CA:1022:G:H2'	1:CA:1023:G:H8	1.84	0.42
1:CA:1128:C:H5'	9:CI:16:ARG:HH12	1.84	0.42
1:CA:1140:C:H2'	1:CA:1141:C:H6	1.84	0.42
1:CA:1226:C:H4'	19:CS:80:TYR:OH	2.19	0.42
1:CA:1268:A:N6	1:CA:1269:A:N6	2.67	0.42
2:CB:20:GLU:O	2:CB:40:HIS:HB2	2.20	0.42
2:CB:42:ILE:HG21	2:CB:202:PRO:O	2.19	0.42
3:CC:114:PRO:CA	3:CC:185:GLY:HA3	2.49	0.42
3:CC:137:ALA:O	3:CC:140:ARG:HB2	2.19	0.42
8:CH:39:LEU:H	8:CH:39:LEU:HD22	1.85	0.42
23:DA:1161:C:H1'	39:DV:8:GLY:O	2.19	0.42
23:DA:1827:C:H5'	23:DA:1971:A:H4'	2.01	0.42
23:DA:2065:C:H2'	23:DA:2066:C:H6	1.84	0.42
23:DA:2140:C:H2'	23:DA:2141:G:C8	2.54	0.42
27:DF:130:ALA:HB2	27:DF:142:TRP:HD1	1.84	0.42
32:DO:10:VAL:HG21	32:DO:16:ALA:HB3	1.99	0.42
50:D6:10:LEU:HD23	50:D6:22:ALA:HB2	2.01	0.42
1:AA:542:G:H2'	1:AA:543:C:C6	2.53	0.42
1:AA:788:U:H2'	1:AA:789:U:O4'	2.19	0.42
1:AA:858:G:O6	1:AA:869:G:H3'	2.19	0.42
1:AA:977:A:HO2'	1:AA:981:U:H3	1.67	0.42
1:AA:993:G:H2'	1:AA:995:C:H42	1.82	0.42
1:AA:1060:C:H5''	10:AJ:51:ARG:HB3	2.02	0.42

Continued on next page...

Continued from previous page...

Atom-1	Atom-2	Interatomic distance (Å)	Clash overlap (Å)
1:AA:1251:A:O4'	1:AA:1370:G:H4'	2.20	0.42
1:AA:1284:C:P	1:AA:1285:A:H2'	2.60	0.42
1:AA:1351:U:H4'	7:AG:33:ASP:OD1	2.19	0.42
3:AC:127:ARG:NE	3:AC:193:TYR:OH	2.52	0.42
23:BA:649:G:H2'	23:BA:650:C:O4'	2.18	0.42
23:BA:1367:A:N7	23:BA:1368:G:H1'	2.35	0.42
23:BA:1798:U:OP2	25:BD:274:ARG:NH2	2.52	0.42
23:BA:2095:C:H2'	23:BA:2096:U:O4'	2.19	0.42
23:BA:2198:A:O5'	30:BI:33:ARG:NH2	2.51	0.42
27:BF:117:ARG:HD3	27:BF:117:ARG:HA	1.87	0.42
27:BF:181:LEU:HB3	27:BF:205:ARG:NH2	2.33	0.42
30:BI:5:LEU:N	30:BI:5:LEU:HD12	2.34	0.42
30:BI:68:LEU:C	30:BI:70:GLU:N	2.73	0.42
36:BS:34:HIS:NE2	36:BS:54:LEU:HD12	2.33	0.42
1:CA:522:C:H5''	12:CL:120:TYR:HH	1.79	0.42
1:CA:1174:G:H2'	1:CA:1175:G:H8	1.84	0.42
23:DA:30:G:O2'	23:DA:1214:A:N3	2.46	0.42
23:DA:387:U:H5''	56:DA:3740:HOH:O	2.19	0.42
23:DA:1138:G:H5''	23:DA:1139:G:OP2	2.18	0.42
23:DA:1425:G:H2'	23:DA:1426:G:O4'	2.19	0.42
23:DA:1639:U:H2'	23:DA:1640:C:H5''	2.00	0.42
23:DA:2111:C:C4	23:DA:2145:C:C2	3.08	0.42
23:DA:2287:A:N3	23:DA:2289:G:C8	2.88	0.42
23:DA:2575:C:H2'	23:DA:2578:G:O6	2.19	0.42
24:DB:7:G:H4'	36:DS:29:PHE:CD1	2.54	0.42
28:DG:33:ARG:O	28:DG:161:THR:HG22	2.19	0.42
34:DQ:21:THR:O	43:DZ:78:LYS:HD3	2.19	0.42
36:DS:34:HIS:CG	36:DS:53:SER:HG	2.31	0.42
43:DZ:67:LEU:HA	43:DZ:68:PRO:HD3	1.74	0.42
46:D2:27:GLU:HG2	46:D2:27:GLU:H	1.68	0.42
1:AA:373:A:C8	1:AA:482:A:C8	3.07	0.42
1:AA:536:C:H5''	1:AA:537:G:OP2	2.18	0.42
1:AA:839:U:H5''	1:AA:840:C:C5	2.36	0.42
1:AA:987:G:N2	1:AA:1015:A:H2	2.18	0.42
1:AA:1058:G:H1	1:AA:1199:U:H3	1.67	0.42
1:AA:1160:G:C5	1:AA:1161:C:C5	3.05	0.42
1:AA:1236:A:H2'	1:AA:1237:C:O4'	2.18	0.42
1:AA:1301:U:O2'	1:AA:1303:C:H6	2.02	0.42
13:AM:22:ILE:HG22	13:AM:23:TYR:H	1.84	0.42
18:AR:61:LYS:O	18:AR:65:ILE:HG12	2.20	0.42
23:BA:742:G:H2'	23:BA:743:G:C8	2.55	0.42

Continued on next page...

Continued from previous page...

Atom-1	Atom-2	Interatomic distance (Å)	Clash overlap (Å)
23:BA:1529:G:C5	23:BA:1530:C:C4	3.08	0.42
23:BA:2147:G:H2'	23:BA:2148:G:O4'	2.20	0.42
24:BB:82:G:C2'	24:BB:83:G:H5'	2.49	0.42
34:BQ:6:ARG:HG2	43:BZ:194:PRO:HG2	2.01	0.42
37:BT:19:LEU:HA	37:BT:20:PRO:HD3	1.91	0.42
38:BU:106:PHE:O	38:BU:110:VAL:HG23	2.20	0.42
1:CA:99:U:H2'	1:CA:100:C:C6	2.54	0.42
1:CA:453:A:C5	1:CA:454:C:C4	3.07	0.42
1:CA:1067:A:N3	1:CA:1068:G:H1'	2.34	0.42
1:CA:1084:G:C5	1:CA:1085:U:C5	3.07	0.42
1:CA:1457:G:N2	1:CA:1458:G:H1'	2.34	0.42
1:CA:1458:G:H5'	20:CT:31:SER:CB	2.50	0.42
2:CB:27:LYS:CB	2:CB:194:PRO:HD2	2.49	0.42
11:CK:32:ILE:HD11	11:CK:68:ALA:HB1	2.00	0.42
12:CL:45:PRO:HG3	12:CL:53:ARG:HH11	1.82	0.42
23:DA:354:G:H2'	23:DA:355:G:C8	2.55	0.42
23:DA:542:C:H3'	23:DA:542:C:C6	2.53	0.42
23:DA:937:U:H2'	23:DA:938:G:O4'	2.19	0.42
23:DA:1311:G:O6	51:D7:9:ARG:NH2	2.53	0.42
23:DA:1816:G:N1	25:DD:35:LYS:HD3	2.33	0.42
23:DA:2772:C:H2'	23:DA:2773:C:H6	1.84	0.42
25:DD:13:ARG:HD2	25:DD:13:ARG:HA	1.83	0.42
28:DG:7:LEU:HD11	28:DG:107:LEU:HD12	2.01	0.42
28:DG:86:MET:HA	28:DG:87:PRO:HD3	1.84	0.42
28:DG:126:ASP:CG	28:DG:130:ASN:HD22	2.23	0.42
34:DQ:50:ALA:HB2	34:DQ:125:LEU:HD21	2.02	0.42
35:DR:67:LEU:HD13	35:DR:67:LEU:HA	1.75	0.42
37:DT:106:SER:O	37:DT:110:ILE:HG13	2.20	0.42
48:D4:15:ILE:O	48:D4:33:VAL:N	2.49	0.42
48:D4:25:TYR:N	48:D4:25:TYR:CD1	2.88	0.42
49:D5:19:ARG:HH11	49:D5:19:ARG:HD2	1.65	0.42
1:AA:191:G:C6	1:AA:192:U:N3	2.88	0.42
1:AA:708:C:P	11:AK:85:ARG:HH22	2.42	0.42
1:AA:748:C:H6	1:AA:748:C:H2'	1.61	0.42
1:AA:854:G:H3'	1:AA:871:U:O4	2.20	0.42
1:AA:909:A:H2'	1:AA:910:C:O4'	2.20	0.42
1:AA:935:A:H2'	1:AA:936:C:C6	2.55	0.42
1:AA:970:C:H5'	1:AA:972:C:C2	2.54	0.42
1:AA:1026:G:N3	1:AA:1026:G:H2'	2.35	0.42
1:AA:1223:C:OP1	1:AA:1225:A:H8	2.02	0.42
1:AA:1326:C:H5''	21:AU:18:TYR:O	2.19	0.42

Continued on next page...

Continued from previous page...

Atom-1	Atom-2	Interatomic distance (Å)	Clash overlap (Å)
7:AG:69:VAL:HA	7:AG:138:LYS:CB	2.48	0.42
8:AH:11:THR:HA	8:AH:14:ARG:NH1	2.35	0.42
9:AI:28:VAL:HG12	9:AI:65:VAL:HG12	2.01	0.42
13:AM:94:ARG:CZ	19:AS:80:TYR:HB3	2.50	0.42
23:BA:29:U:H2'	23:BA:30:G:C8	2.54	0.42
23:BA:542:C:H3'	23:BA:542:C:C6	2.55	0.42
23:BA:866:A:C6	23:BA:914:C:C5	3.08	0.42
23:BA:1312:U:H4'	23:BA:1313:U:O5'	2.19	0.42
23:BA:1601:G:O2'	23:BA:1602:U:H5'	2.20	0.42
23:BA:1930:G:O2'	23:BA:1931:U:P	2.78	0.42
23:BA:2140:C:N3	23:BA:2151:G:C6	2.88	0.42
24:BB:11:C:OP2	24:BB:12:C:N4	2.36	0.42
28:BG:96:ARG:O	28:BG:99:MET:HB3	2.18	0.42
35:BR:67:LEU:HD13	35:BR:67:LEU:HA	1.78	0.42
43:BZ:48:PHE:CE2	43:BZ:52:SER:HA	2.54	0.42
45:B1:82:LEU:HD22	45:B1:90:ILE:HG23	2.02	0.42
47:B3:4:LEU:HA	47:B3:4:LEU:HD23	1.71	0.42
1:CA:76:C:H3'	1:CA:77:G:H5''	2.00	0.42
1:CA:431:A:H2'	1:CA:432:A:O4'	2.19	0.42
1:CA:664:G:H22	1:CA:741:G:H1	1.68	0.42
1:CA:909:A:H2'	1:CA:910:C:O4'	2.20	0.42
1:CA:1435:G:H2'	1:CA:1436:U:C6	2.55	0.42
2:CB:163:PHE:HD1	2:CB:164:VAL:N	2.17	0.42
3:CC:23:TYR:CZ	3:CC:25:GLY:HA3	2.55	0.42
3:CC:43:LEU:HA	3:CC:43:LEU:HD23	1.61	0.42
4:CD:200:GLU:OE2	4:CD:200:GLU:N	2.52	0.42
11:CK:21:ILE:HA	11:CK:30:VAL:HG12	2.01	0.42
15:CO:75:PRO:O	15:CO:77:ARG:N	2.52	0.42
23:DA:67:U:C2'	23:DA:68:G:H5'	2.50	0.42
23:DA:990:A:OP2	23:DA:991:C:OP2	2.38	0.42
23:DA:1001:A:H2'	23:DA:1002:G:O4'	2.19	0.42
23:DA:2095:C:H2'	23:DA:2096:U:O4'	2.20	0.42
23:DA:2600:A:C6	23:DA:2601:C:N4	2.88	0.42
23:DA:2773:C:OP1	26:DE:166:THR:OG1	2.34	0.42
24:DB:77:U:OP1	43:DZ:19:ARG:NH2	2.52	0.42
26:DE:176:ILE:HG22	26:DE:179:GLU:HB2	2.01	0.42
29:DH:91:GLY:HA3	29:DH:160:LYS:HG3	2.02	0.42
30:DI:5:LEU:N	30:DI:5:LEU:HD12	2.35	0.42
31:DN:73:THR:HA	31:DN:83:LYS:O	2.19	0.42
1:AA:79:G:H2'	1:AA:80:G:C8	2.54	0.42
1:AA:441:A:H3'	1:AA:442:C:H6	1.85	0.42

Continued on next page...

Continued from previous page...

Atom-1	Atom-2	Interatomic distance (Å)	Clash overlap (Å)
1:AA:664:G:H22	1:AA:741:G:H1	1.68	0.42
1:AA:1001(A):G:C6	1:AA:1002:G:C6	3.08	0.42
1:AA:1128:C:H5	1:AA:1139:G:HO2'	1.61	0.42
1:AA:1135:U:H4'	1:AA:1136:U:C4	2.55	0.42
1:AA:1190:G:H5''	3:AC:4:LYS:HB3	2.00	0.42
1:AA:1224:G:H1	1:AA:1363:C:H42	1.65	0.42
1:AA:1358:U:H5	1:AA:1359:C:N3	2.18	0.42
1:AA:1365:G:O3'	9:AI:117:HIS:HE1	2.03	0.42
1:AA:1510:U:H2'	1:AA:1511:G:C8	2.54	0.42
2:AB:141:GLU:O	2:AB:145:LEU:HB2	2.19	0.42
7:AG:127:ALA:HB2	7:AG:134:ALA:HB3	2.01	0.42
8:AH:112:LEU:HB3	8:AH:133:LEU:HA	2.01	0.42
9:AI:99:LEU:HD12	9:AI:101:PHE:CE1	2.54	0.42
10:AJ:46:ARG:HB3	10:AJ:63:PHE:O	2.20	0.42
18:AR:43:PHE:C	18:AR:51:LEU:HD12	2.40	0.42
20:AT:55:ILE:HD13	20:AT:55:ILE:HA	1.75	0.42
23:BA:255:A:H1'	23:BA:384:U:C6	2.55	0.42
23:BA:664:C:H2'	23:BA:665:C:H6	1.83	0.42
23:BA:2238:G:H2'	23:BA:2238:G:N3	2.35	0.42
23:BA:2350:C:H2'	23:BA:2351:G:O4'	2.20	0.42
23:BA:2845:G:H5''	37:BT:54:ARG:O	2.19	0.42
24:BB:52:A:O2'	24:BB:53:A:N3	2.52	0.42
25:BD:182:LEU:HD23	25:BD:182:LEU:HA	1.73	0.42
28:BG:33:ARG:O	28:BG:161:THR:HG22	2.19	0.42
28:BG:57:ALA:HB2	28:BG:90:LEU:HD13	2.02	0.42
1:CA:520:A:O2'	12:CL:73:GLU:HG2	2.19	0.42
1:CA:730:G:C5	1:CA:731:G:H1'	2.54	0.42
1:CA:960:U:H4'	1:CA:961:U:H5''	2.01	0.42
1:CA:1311:G:C2	1:CA:1327:C:C2	3.08	0.42
1:CA:1329:A:C2	1:CA:1330:U:H1'	2.54	0.42
1:CA:1350:A:H2'	1:CA:1351:U:O4'	2.19	0.42
1:CA:1443:G:H1	1:CA:1459:C:C2'	2.31	0.42
8:CH:25:ASP:HB3	8:CH:58:TYR:HD2	1.85	0.42
14:CN:48:ALA:HB2	14:CN:53:LEU:HD12	2.00	0.42
16:CP:17:TYR:N	16:CP:17:TYR:HD1	2.18	0.42
17:CQ:58:GLU:OE1	17:CQ:75:ARG:NH1	2.53	0.42
23:DA:252:G:P	33:DP:50:ARG:HH11	2.43	0.42
23:DA:475:U:C4	23:DA:481:G:O6	2.73	0.42
23:DA:479:A:H4'	23:DA:480:A:OP1	2.19	0.42
23:DA:545:G:OP1	23:DA:545:G:H4'	2.19	0.42
23:DA:1130:U:O2	26:DE:149:ARG:NH2	2.50	0.42

Continued on next page...

Continued from previous page...

Atom-1	Atom-2	Interatomic distance (Å)	Clash overlap (Å)
23:DA:1637:A:H4'	23:DA:2711:A:O2'	2.20	0.42
23:DA:1685:C:H2'	23:DA:1686:C:C6	2.55	0.42
23:DA:2070:G:C2	23:DA:2442:C:C2	3.07	0.42
26:DE:181:LEU:HD12	26:DE:181:LEU:HA	1.71	0.42
26:DE:201:THR:OG1	26:DE:202:LYS:N	2.53	0.42
27:DF:160:ASN:ND2	27:DF:163:VAL:HG23	2.35	0.42
29:DH:3:ARG:HG2	29:DH:6:ARG:NE	2.31	0.42
29:DH:121:ILE:HD11	29:DH:140:LYS:HG2	2.01	0.42
32:DO:66:LYS:HA	32:DO:79:PHE:O	2.20	0.42
34:DQ:35:VAL:CG1	34:DQ:130:LYS:HB3	2.49	0.42
43:DZ:125:LEU:HB3	43:DZ:165:VAL:CG1	2.49	0.42
1:AA:154:C:C2	1:AA:168:G:C2	3.07	0.42
1:AA:168:G:C2	1:AA:169:C:N3	2.88	0.42
1:AA:250:A:H4'	1:AA:251:G:O5'	2.20	0.42
1:AA:294:U:H2'	1:AA:295:C:H6	1.85	0.42
1:AA:414:A:H2'	1:AA:415:A:C8	2.55	0.42
1:AA:416:G:H2'	1:AA:417:C:O4'	2.20	0.42
1:AA:589:C:H2'	1:AA:590:C:H6	1.85	0.42
1:AA:707:C:H4'	11:AK:20:TYR:CD1	2.54	0.42
1:AA:1016:A:N6	1:AA:1017:G:N3	2.68	0.42
1:AA:1064:G:C5	1:AA:1066:C:C4	3.08	0.42
2:AB:53:ARG:HH12	2:AB:199:TYR:HD2	1.67	0.42
12:AL:54:LYS:HB3	12:AL:70:ILE:HD12	2.02	0.42
13:AM:114:ARG:NH1	13:AM:114:ARG:HB3	2.35	0.42
16:AP:39:TYR:CD1	16:AP:73:LEU:HD13	2.55	0.42
23:BA:824:A:H1'	23:BA:2358:G:N7	2.34	0.42
23:BA:1048:A:O2'	23:BA:1049:C:P	2.77	0.42
23:BA:1647:G:H3'	23:BA:1647:G:OP2	2.20	0.42
23:BA:1911:U:C2	23:BA:1918:A:C2	3.07	0.42
23:BA:2322:A:H2'	23:BA:2323:G:O4'	2.19	0.42
23:BA:2749:A:H5''	29:BH:3:ARG:HH21	1.85	0.42
23:BA:2773:C:H5''	26:BE:164:ARG:HG2	2.01	0.42
23:BA:2820:A:C5	35:BR:4:LEU:HD11	2.55	0.42
28:BG:86:MET:HA	28:BG:87:PRO:HD3	1.84	0.42
44:B0:10:THR:HG22	44:B0:12:ASN:H	1.84	0.42
50:B6:10:LEU:CD1	50:B6:54:ILE:HA	2.46	0.42
1:CA:113:G:H2'	1:CA:114:U:C6	2.54	0.42
1:CA:432:A:H3'	1:CA:433:C:C6	2.55	0.42
1:CA:701:C:OP1	1:CA:702:A:O2'	2.31	0.42
1:CA:961:U:H2'	1:CA:962:C:O4'	2.19	0.42
1:CA:965:A:H5'	1:CA:969:A:H5''	2.01	0.42

Continued on next page...

Continued from previous page...

Atom-1	Atom-2	Interatomic distance (Å)	Clash overlap (Å)
1:CA:1030(B):C:H3'	1:CA:1030(C):G:C8	2.54	0.42
1:CA:1297:C:O3'	7:CG:114:ARG:NH2	2.53	0.42
1:CA:1300:G:O2'	1:CA:1301:U:P	2.77	0.42
1:CA:1307:U:H5''	13:CM:101:GLN:NE2	2.34	0.42
1:CA:1385:G:C6	1:CA:1386:G:N7	2.87	0.42
1:CA:1493:A:H1'	23:DA:1913:A:N1	2.35	0.42
2:CB:98:LEU:O	2:CB:101:MET:HB2	2.20	0.42
2:CB:167:PRO:O	2:CB:174:VAL:HG21	2.19	0.42
4:CD:121:VAL:O	4:CD:134:ASP:HA	2.20	0.42
8:CH:11:THR:HA	8:CH:14:ARG:NH1	2.35	0.42
13:CM:68:GLY:HA2	13:CM:71:ARG:HB2	2.01	0.42
15:CO:74:ASP:OD2	15:CO:77:ARG:HB2	2.19	0.42
23:DA:580:C:H2'	23:DA:581:C:C6	2.55	0.42
23:DA:819:A:C4	23:DA:1189:A:C2	3.08	0.42
23:DA:1015:G:O2'	23:DA:1016:G:H5'	2.20	0.42
23:DA:2232:U:P	45:D1:40:ARG:HH12	2.43	0.42
23:DA:2805:G:H2'	23:DA:2807:G:C8	2.52	0.42
26:DE:38:THR:O	26:DE:42:ASP:N	2.47	0.42
27:DF:106:ARG:H	27:DF:106:ARG:HG2	1.51	0.42
38:DU:28:ARG:NH1	38:DU:38:THR:OG1	2.48	0.42
46:D2:64:LEU:O	46:D2:68:ARG:HG2	2.19	0.42
1:AA:33:A:H2'	1:AA:34:C:C6	2.55	0.42
1:AA:57:G:H2'	1:AA:58:C:C6	2.54	0.42
1:AA:1002:G:N3	1:AA:1003:G:H1'	2.35	0.42
1:AA:1235:U:H5''	21:AU:3:LYS:HD3	2.02	0.42
1:AA:1335:C:H4'	1:AA:1336:C:C6	2.55	0.42
1:AA:1442(A):G:C5	1:AA:1442(B):A:C6	3.07	0.42
3:AC:110:ASN:OD1	3:AC:110:ASN:N	2.52	0.42
15:AO:18:PHE:HD1	15:AO:20:GLY:H	1.67	0.42
23:BA:157:U:H4'	23:BA:171:G:H21	1.85	0.42
23:BA:271(F):C:C2	23:BA:271(G):C:C6	3.08	0.42
23:BA:861:A:N3	24:BB:79:C:O2'	2.49	0.42
23:BA:903:C:H2'	23:BA:904:C:H6	1.84	0.42
23:BA:2093:G:H1	23:BA:2196:C:H42	1.68	0.42
23:BA:2173:A:C6	23:BA:2174:C:C2	3.07	0.42
23:BA:2680:C:H5'	26:BE:189:PRO:HA	2.02	0.42
24:BB:46:A:C5	24:BB:47:C:C4	3.08	0.42
24:BB:52:A:O2'	24:BB:53:A:H5''	2.20	0.42
24:BB:89:G:OP2	24:BB:89:G:H8	2.02	0.42
26:BE:93:VAL:HG12	26:BE:182:LEU:HD12	2.01	0.42
29:BH:33:LEU:HD11	29:BH:136:ILE:O	2.19	0.42

Continued on next page...

Continued from previous page...

Atom-1	Atom-2	Interatomic distance (Å)	Clash overlap (Å)
30:BI:39:ALA:O	30:BI:44:LEU:HD22	2.19	0.42
30:BI:112:LYS:C	30:BI:114:LEU:N	2.70	0.42
32:BO:81:ASP:OD2	32:BO:81:ASP:N	2.52	0.42
34:BQ:7:MET:HE3	34:BQ:7:MET:HB2	1.65	0.42
38:BU:29:SER:OG	38:BU:30:LYS:NZ	2.48	0.42
38:BU:58:ARG:HA	38:BU:61:TRP:CE3	2.55	0.42
50:B6:47:THR:HG22	50:B6:48:VAL:N	2.35	0.42
1:CA:60:A:H8	1:CA:60:A:OP1	2.02	0.42
1:CA:72:C:C2	1:CA:98:G:N2	2.88	0.42
1:CA:624:C:H4'	16:CP:10:GLY:HA2	2.01	0.42
1:CA:864:A:H2'	1:CA:865:A:C8	2.55	0.42
1:CA:867:G:H5'	22:CV:3:ARG:CB	2.49	0.42
1:CA:1111:A:N6	3:CC:177:THR:HA	2.35	0.42
2:CB:69:LEU:HB2	2:CB:162:ILE:HG22	2.02	0.42
3:CC:150:LYS:O	3:CC:201:TYR:HB2	2.20	0.42
5:CE:60:TYR:C	5:CE:60:TYR:CD1	2.93	0.42
10:CJ:32:ALA:HB1	10:CJ:33:GLN:HB3	2.02	0.42
10:CJ:46:ARG:HD3	14:CN:61:TRP:CZ3	2.55	0.42
14:CN:47:LEU:HD23	14:CN:50:LYS:HD2	2.01	0.42
23:DA:848:G:N3	23:DA:933:A:H1'	2.35	0.42
23:DA:1711:C:H2'	23:DA:1712:C:H6	1.85	0.42
23:DA:1828:G:H5''	56:DA:3602:HOH:O	2.20	0.42
23:DA:1911:U:C2	23:DA:1918:A:C2	3.08	0.42
23:DA:2133:G:H2'	23:DA:2157:G:N2	2.35	0.42
23:DA:2287:A:C4	23:DA:2289:G:C8	3.07	0.42
23:DA:2391:G:O6	23:DA:2425:A:H8	2.03	0.42
37:DT:3:ARG:CB	37:DT:3:ARG:HH21	2.32	0.42
38:DU:17:ILE:HG23	38:DU:39:LEU:HD12	2.01	0.42
39:DV:87:HIS:NE2	39:DV:89:GLN:HG2	2.35	0.42
1:AA:340:U:H3	1:AA:349:A:H61	1.66	0.42
1:AA:567:G:H2'	1:AA:568:G:O4'	2.20	0.42
1:AA:1016:A:C8	1:AA:1016:A:O5'	2.73	0.42
1:AA:1139:G:N2	1:AA:1142:G:O6	2.37	0.42
1:AA:1162:C:H2'	1:AA:1163:C:C6	2.55	0.42
1:AA:1508:G:H2'	1:AA:1509:C:C6	2.55	0.42
2:AB:77:ALA:O	2:AB:81:VAL:HG23	2.20	0.42
4:AD:25:ARG:O	4:AD:25:ARG:HG2	2.19	0.42
12:AL:97:ARG:HB2	12:AL:98:TYR:CE1	2.55	0.42
17:AQ:89:LEU:HD23	17:AQ:89:LEU:HA	1.75	0.42
19:AS:7:LYS:H	19:AS:7:LYS:HG2	1.58	0.42
22:AV:39:GLN:H	22:AV:39:GLN:HG2	1.67	0.42

Continued on next page...

Continued from previous page...

Atom-1	Atom-2	Interatomic distance (Å)	Clash overlap (Å)
23:BA:646:A:N3	23:BA:646:A:H5'	2.34	0.42
23:BA:857:C:H1'	44:B0:26:TYR:CE2	2.55	0.42
23:BA:1049:C:O2'	23:BA:1050:A:OP1	2.37	0.42
23:BA:1467:C:C2	23:BA:1526:G:N2	2.88	0.42
23:BA:2123:G:H2'	23:BA:2124:G:C8	2.55	0.42
23:BA:2236:C:C2'	23:BA:2237:G:H5'	2.50	0.42
24:BB:2:C:H2'	24:BB:3:C:H6	1.85	0.42
28:BG:64:THR:OG1	28:BG:65:GLY:N	2.51	0.42
1:CA:118:U:C5	1:CA:288:A:C6	3.08	0.42
1:CA:185:A:C6	1:CA:186:C:C4	3.08	0.42
1:CA:375:U:P	16:CP:69:THR:HG21	2.60	0.42
1:CA:437:U:H2'	1:CA:438:G:C8	2.55	0.42
1:CA:539:A:OP2	12:CL:115:LYS:NZ	2.53	0.42
1:CA:606:G:H5''	1:CA:607:A:H5'	2.02	0.42
1:CA:626:U:H4'	16:CP:38:TYR:CZ	2.54	0.42
1:CA:742:G:OP1	15:CO:59:MET:HE2	2.19	0.42
1:CA:967:C:H6	1:CA:967:C:O5'	2.02	0.42
1:CA:1064:G:H8	1:CA:1064:G:O5'	2.02	0.42
1:CA:1106:G:H2'	1:CA:1107:C:C6	2.55	0.42
1:CA:1165:C:H2'	1:CA:1166:G:H8	1.84	0.42
1:CA:1363(A):A:H4'	1:CA:1364:U:O5'	2.20	0.42
1:CA:1441:G:O2'	1:CA:1459:C:C4	2.64	0.42
1:CA:1525:G:OP1	11:CK:120:ARG:NH2	2.52	0.42
4:CD:79:PHE:CD2	4:CD:80:GLU:N	2.82	0.42
5:CE:78:HIS:CE1	5:CE:142:LEU:HA	2.50	0.42
12:CL:84:LEU:HD22	12:CL:85:ILE:H	1.85	0.42
13:CM:9:ILE:N	13:CM:10:PRO:HD3	2.35	0.42
16:CP:28:ARG:HH11	16:CP:28:ARG:CG	2.26	0.42
23:DA:128:C:H2'	23:DA:129:C:C6	2.55	0.42
23:DA:656:G:H2'	23:DA:657:U:O4'	2.19	0.42
23:DA:1777:U:O2'	23:DA:1778:U:H5'	2.19	0.42
23:DA:1936:A:H5'	56:DA:3541:HOH:O	2.19	0.42
23:DA:2521:C:O2'	23:DA:2564:A:N3	2.46	0.42
24:DB:59:A:H2'	24:DB:60:C:C6	2.55	0.42
25:DD:228:PRO:HD3	25:DD:235:GLY:HA3	2.02	0.42
26:DE:12:THR:HG22	37:DT:58:ASN:OD1	2.20	0.42
26:DE:73:GLU:HA	26:DE:74:PRO:HD3	1.78	0.42
27:DF:46:ARG:HG2	27:DF:46:ARG:NH1	2.22	0.42
32:DO:104:ARG:NH1	37:DT:34:VAL:HG21	2.35	0.42
39:DV:42:GLY:O	39:DV:43:GLU:HG2	2.20	0.42
43:DZ:183:LEU:HD23	43:DZ:183:LEU:HA	1.81	0.42

Continued on next page...

Continued from previous page...

Atom-1	Atom-2	Interatomic distance (Å)	Clash overlap (Å)
47:D3:30:ARG:H	47:D3:30:ARG:HG3	1.66	0.42
1:AA:586:C:O2'	1:AA:878:G:H4'	2.20	0.41
1:AA:657:G:C2	1:AA:658:G:C8	3.07	0.41
1:AA:775:G:O2'	1:AA:776:G:H5'	2.20	0.41
1:AA:1027:C:C5	1:AA:1029:C:C4	3.08	0.41
1:AA:1071:C:H2'	1:AA:1072:G:C8	2.53	0.41
1:AA:1245:A:C6	1:AA:1293:G:C2	3.08	0.41
1:AA:1443:G:O6	1:AA:1459:C:C2	2.73	0.41
2:AB:18:GLY:HA2	2:AB:42:ILE:CG1	2.47	0.41
2:AB:233:SER:OG	2:AB:234:PRO:HD2	2.19	0.41
3:AC:108:ASN:O	3:AC:111:LEU:HB3	2.20	0.41
4:AD:32:ALA:O	4:AD:36:ARG:N	2.51	0.41
4:AD:76:ARG:O	4:AD:80:GLU:HG2	2.20	0.41
4:AD:121:VAL:HA	4:AD:126:ILE:HG12	2.02	0.41
13:AM:3:ARG:HB2	13:AM:9:ILE:HG22	2.01	0.41
18:AR:85:LEU:HD22	18:AR:86:VAL:N	2.35	0.41
21:AU:10:ARG:HH11	21:AU:10:ARG:HG3	1.85	0.41
23:BA:536:A:H2'	23:BA:537:C:C6	2.55	0.41
23:BA:656:G:H2'	23:BA:657:U:O4'	2.20	0.41
23:BA:725:G:C5	23:BA:726:G:C6	3.08	0.41
23:BA:864:G:C6	23:BA:865:C:N4	2.87	0.41
23:BA:880:G:N2	23:BA:898:C:H1'	2.34	0.41
23:BA:2109:U:H3'	23:BA:2109:U:C6	2.54	0.41
23:BA:2582:G:C2	23:BA:2583:G:C8	3.08	0.41
23:BA:2836:U:H2'	23:BA:2837:G:C8	2.55	0.41
24:BB:7:G:C2	24:BB:115:G:C2	3.08	0.41
25:BD:213:ARG:HA	25:BD:213:ARG:HD2	1.65	0.41
27:BF:123:LEU:HD12	27:BF:124:LEU:N	2.35	0.41
27:BF:133:ASN:HA	27:BF:162:LEU:HD23	2.01	0.41
29:BH:13:LYS:HA	29:BH:14:GLY:HA2	1.56	0.41
31:BN:28:THR:HG22	31:BN:29:LYS:N	2.34	0.41
32:BO:23:ARG:HG3	32:BO:24:VAL:N	2.35	0.41
33:BP:71:VAL:HG22	33:BP:72:PRO:HA	2.02	0.41
36:BS:41:ASP:OD1	36:BS:43:GLU:HB2	2.20	0.41
37:BT:11:GLU:O	37:BT:15:VAL:HG23	2.19	0.41
38:BU:17:ILE:HG23	38:BU:39:LEU:HD12	2.00	0.41
41:BX:57:LEU:HD13	41:BX:78:LYS:HG2	2.01	0.41
50:B6:6:ARG:NH1	50:B6:26:ASN:HB2	2.35	0.41
1:CA:160:A:N6	1:CA:346:G:N2	2.68	0.41
1:CA:510:A:H5''	1:CA:511:C:OP2	2.19	0.41
1:CA:586:C:H2'	1:CA:587:G:H5'	2.02	0.41

Continued on next page...

Continued from previous page...

Atom-1	Atom-2	Interatomic distance (Å)	Clash overlap (Å)
1:CA:597:G:N2	8:CH:94:TYR:OH	2.53	0.41
1:CA:649:G:H2'	1:CA:650:G:C8	2.55	0.41
1:CA:924:C:H2'	1:CA:925:G:H8	1.84	0.41
1:CA:1033:G:H2'	1:CA:1034:G:O4'	2.20	0.41
1:CA:1333:A:C6	1:CA:1334:G:C4	3.08	0.41
1:CA:1353:G:H5''	21:CU:13:ILE:CG2	2.49	0.41
7:CG:16:LEU:HD12	9:CI:42:ARG:HA	2.02	0.41
8:CH:121:ASP:O	8:CH:125:ARG:HG2	2.20	0.41
12:CL:46:LYS:HG3	12:CL:92:ASP:HA	2.01	0.41
19:CS:28:LYS:O	19:CS:47:HIS:HD2	2.03	0.41
23:DA:225:A:H2'	23:DA:226:G:H5'	2.03	0.41
23:DA:1568:G:H5'	25:DD:60:ARG:HA	2.02	0.41
23:DA:2317:C:H2'	23:DA:2318:G:C5'	2.50	0.41
23:DA:2517:C:C6	23:DA:2542:A:N7	2.88	0.41
25:DD:29:PRO:HA	25:DD:83:GLU:OE1	2.20	0.41
27:DF:22:ALA:HB1	27:DF:24:LEU:CD2	2.50	0.41
28:DG:96:ARG:O	28:DG:99:MET:HB3	2.19	0.41
32:DO:4:PRO:O	32:DO:5:GLN:HB2	2.19	0.41
42:DY:67:LEU:HD23	42:DY:67:LEU:HA	1.69	0.41
45:D1:4:VAL:HG11	45:D1:11:ARG:NH1	2.35	0.41
46:D2:45:SER:O	46:D2:46:GLN:HB2	2.20	0.41
1:AA:96:U:O2'	1:AA:97:G:H8	2.02	0.41
1:AA:149:A:O2'	1:AA:150:C:C6	2.64	0.41
1:AA:303:A:C5	1:AA:304:U:C5	3.08	0.41
1:AA:613:C:H42	1:AA:627:G:H1	1.68	0.41
1:AA:728:A:H2'	1:AA:729:A:C8	2.54	0.41
1:AA:967:C:N3	1:AA:968:A:N6	2.68	0.41
1:AA:1172:C:H2'	1:AA:1173:G:C8	2.49	0.41
1:AA:1201:A:H1'	1:AA:1202:G:OP2	2.20	0.41
1:AA:1207:G:H3'	1:AA:1208:C:C6	2.55	0.41
1:AA:1227:A:H5'	19:AS:83:HIS:HB2	2.02	0.41
1:AA:1251:A:H61	1:AA:1285:A:H61	1.69	0.41
1:AA:1306:A:N6	1:AA:1331:G:O4'	2.53	0.41
1:AA:1493:A:O2'	1:AA:1494:G:H8	2.03	0.41
4:AD:53:ASP:HB3	4:AD:57:ARG:NH1	2.33	0.41
7:AG:2:ALA:N	7:AG:7:ALA:HB2	2.35	0.41
7:AG:99:LEU:HB3	7:AG:103:TRP:CZ2	2.55	0.41
7:AG:104:LEU:HA	7:AG:134:ALA:HB2	2.02	0.41
19:AS:31:ILE:HD13	19:AS:32:LYS:N	2.35	0.41
20:AT:73:HIS:HB3	20:AT:74:LYS:HE3	2.02	0.41
22:AV:20:GLY:HA3	22:AV:47:ALA:HB3	2.01	0.41

Continued on next page...

Continued from previous page...

Atom-1	Atom-2	Interatomic distance (Å)	Clash overlap (Å)
23:BA:823:G:C6	23:BA:835:A:N1	2.88	0.41
23:BA:1045:A:N3	23:BA:1045:A:C2'	2.82	0.41
23:BA:1341:U:O2	41:BX:80:ILE:HD13	2.20	0.41
23:BA:1985:G:OP2	56:BA:3743:HOH:O	2.20	0.41
23:BA:2591:C:OP2	25:BD:239:ARG:HB3	2.20	0.41
24:BB:93:G:H2'	24:BB:94:C:H6	1.85	0.41
25:BD:172:TYR:HD1	25:BD:185:VAL:C	2.23	0.41
32:BO:64:ARG:NH1	32:BO:81:ASP:OD1	2.53	0.41
34:BQ:75:THR:HA	34:BQ:89:ASN:O	2.20	0.41
43:BZ:138:GLU:HB3	43:BZ:156:LYS:NZ	2.35	0.41
1:CA:106:C:H2'	1:CA:107:G:H8	1.84	0.41
1:CA:146:G:H5''	1:CA:147:G:OP2	2.20	0.41
1:CA:477:A:H2'	1:CA:479:C:H6	1.84	0.41
1:CA:532:A:N6	3:CC:193:TYR:HB3	2.35	0.41
1:CA:951:G:O6	13:CM:105:THR:HG21	2.20	0.41
1:CA:1050:G:H2'	1:CA:1051:C:C6	2.55	0.41
1:CA:1092:A:C6	1:CA:1183:A:C2	3.08	0.41
1:CA:1360:A:OP2	14:CN:35:ARG:NH2	2.40	0.41
2:CB:42:ILE:HD13	2:CB:203:GLY:HA2	2.03	0.41
7:CG:74:GLU:O	7:CG:88:PRO:HA	2.20	0.41
7:CG:113:GLU:O	7:CG:113:GLU:HG2	2.20	0.41
13:CM:65:LYS:HE3	13:CM:65:LYS:O	2.20	0.41
15:CO:74:ASP:HA	15:CO:75:PRO:HD2	1.76	0.41
16:CP:17:TYR:N	16:CP:17:TYR:CD1	2.87	0.41
23:DA:546:C:H2'	23:DA:546:C:H6	1.63	0.41
23:DA:861:A:H2'	23:DA:862:G:O4'	2.20	0.41
23:DA:1224:C:O2'	39:DV:85:LYS:HA	2.20	0.41
23:DA:1693:U:H4'	23:DA:1694:C:OP2	2.19	0.41
23:DA:1930:G:O2'	23:DA:1931:U:OP2	2.38	0.41
23:DA:2065:C:H2'	23:DA:2066:C:C6	2.54	0.41
28:DG:44:GLY:O	28:DG:47:LYS:NZ	2.35	0.41
36:DS:34:HIS:ND1	36:DS:53:SER:OG	2.31	0.41
42:DY:2:ARG:HA	42:DY:2:ARG:HD3	1.78	0.41
44:D0:21:LEU:HD23	44:D0:21:LEU:HA	1.82	0.41
44:D0:70:GLN:HG2	44:D0:72:ARG:HG2	2.02	0.41
52:D8:33:ASN:O	52:D8:34:TRP:O	2.38	0.41
53:D9:4:ARG:O	53:D9:36:GLN:HA	2.19	0.41
53:D9:12:ASP:OD1	53:D9:13:LYS:HG3	2.19	0.41
1:AA:35:G:C6	1:AA:36:C:N4	2.88	0.41
1:AA:346:G:OP1	37:BT:41:ARG:NH2	2.51	0.41
1:AA:391:G:C6	1:AA:392:G:C5	3.07	0.41

Continued on next page...

Continued from previous page...

Atom-1	Atom-2	Interatomic distance (Å)	Clash overlap (Å)
1:AA:513:C:H2'	1:AA:514:C:C6	2.55	0.41
1:AA:942:G:C2	1:AA:943:U:C2	3.08	0.41
1:AA:1024:G:H8	1:AA:1024:G:O5'	2.03	0.41
1:AA:1058:G:OP1	3:AC:199:LYS:NZ	2.39	0.41
1:AA:1157:A:N6	1:AA:1177:G:N1	2.68	0.41
1:AA:1288:A:H8	1:AA:1288:A:O5'	2.03	0.41
1:AA:1328:C:C4	1:AA:1329:A:N7	2.88	0.41
1:AA:1388:C:H2'	1:AA:1389:C:C6	2.55	0.41
5:AE:43:LEU:HD12	5:AE:44:GLY:N	2.36	0.41
5:AE:60:TYR:C	5:AE:60:TYR:CD1	2.94	0.41
6:AF:95:GLU:HA	6:AF:96:PRO:HD3	1.88	0.41
7:AG:46:ALA:HB2	7:AG:117:ALA:O	2.20	0.41
7:AG:68:ASN:C	7:AG:135:VAL:HG22	2.40	0.41
8:AH:119:LEU:HB3	8:AH:123:GLU:HB2	2.00	0.41
9:AI:111:ARG:O	9:AI:113:LYS:HE3	2.20	0.41
10:AJ:54:PHE:CD2	10:AJ:55:LYS:HD3	2.53	0.41
13:AM:12:ASN:HA	13:AM:46:LYS:H	1.85	0.41
23:BA:637:A:H8	33:BP:117:GLU:HG3	1.86	0.41
23:BA:1141:U:P	31:BN:25:ARG:NH1	2.93	0.41
23:BA:1693:U:O2'	25:BD:14:ARG:NH2	2.53	0.41
23:BA:2108:C:C3'	23:BA:2108:C:C6	3.04	0.41
23:BA:2320:A:N3	23:BA:2320:A:H2'	2.35	0.41
26:BE:36:ARG:HG2	26:BE:47:VAL:HG22	2.01	0.41
32:BO:59:LYS:NZ	32:BO:89:ASN:HD21	2.17	0.41
34:BQ:35:VAL:CG1	34:BQ:130:LYS:HB3	2.50	0.41
41:BX:72:LYS:HE3	41:BX:72:LYS:HB3	1.85	0.41
52:B8:29:LYS:HD3	52:B8:44:LYS:C	2.40	0.41
1:CA:390:C:H2'	1:CA:391:G:C8	2.55	0.41
1:CA:708:C:P	11:CK:85:ARG:HH22	2.44	0.41
1:CA:777:A:C2	11:CK:119:CYS:HB3	2.55	0.41
1:CA:826:C:H2'	1:CA:827:U:C6	2.55	0.41
1:CA:1080:A:H5''	1:CA:1081:G:OP2	2.21	0.41
1:CA:1352:C:H2'	1:CA:1353:G:C8	2.54	0.41
1:CA:1429:C:H2'	1:CA:1430:C:C6	2.54	0.41
2:CB:16:HIS:CD2	2:CB:210:SER:HA	2.55	0.41
2:CB:74:LYS:HD3	2:CB:205:ASP:O	2.21	0.41
2:CB:163:PHE:HA	2:CB:185:ILE:O	2.20	0.41
8:CH:119:LEU:HB3	8:CH:123:GLU:HB2	2.02	0.41
17:CQ:27:PHE:HD1	17:CQ:28:PRO:O	2.03	0.41
19:CS:67:VAL:HB	19:CS:68:GLY:H	1.68	0.41
23:DA:271(Q):G:O2'	23:DA:271(R):G:P	2.78	0.41

Continued on next page...

Continued from previous page...

Atom-1	Atom-2	Interatomic distance (Å)	Clash overlap (Å)
23:DA:528:A:C2	23:DA:2043:C:H4'	2.56	0.41
23:DA:634:C:H2'	23:DA:635:C:C6	2.55	0.41
23:DA:708:C:N4	23:DA:723:G:H1	2.16	0.41
23:DA:1529:G:C6	23:DA:1530:C:C4	3.07	0.41
23:DA:1668:A:H4'	23:DA:1669:A:O5'	2.20	0.41
23:DA:1759:A:H1'	23:DA:2711:A:C2	2.55	0.41
23:DA:1783:A:C2	23:DA:2587:A:C5	3.09	0.41
23:DA:1792:G:H2'	23:DA:1793:C:C6	2.55	0.41
23:DA:2157:G:H2'	23:DA:2158:A:C8	2.55	0.41
23:DA:2205:C:O2	23:DA:2220:G:C2	2.73	0.41
23:DA:2519:U:C6	23:DA:2542:A:N6	2.88	0.41
24:DB:49:C:OP1	36:DS:96:GLY:HA2	2.21	0.41
26:DE:50:GLY:HA2	26:DE:77:ILE:O	2.21	0.41
27:DF:52:LYS:HA	27:DF:56:GLU:OE2	2.21	0.41
31:DN:18:ALA:O	31:DN:21:LYS:HB2	2.20	0.41
34:DQ:63:LYS:HD2	43:DZ:175:VAL:HG21	2.01	0.41
43:DZ:111:VAL:HG12	43:DZ:112:ARG:H	1.86	0.41
46:D2:4:SER:HA	46:D2:7:ARG:NH1	2.35	0.41
50:D6:6:ARG:NH1	50:D6:26:ASN:HB2	2.36	0.41
1:AA:91:C:H2'	1:AA:92:C:C6	2.56	0.41
1:AA:102:G:H2'	1:AA:103:C:H6	1.83	0.41
1:AA:103:C:C2	1:AA:104:G:C8	3.09	0.41
1:AA:228:A:H2'	1:AA:229:U:O4'	2.20	0.41
1:AA:963:G:H1'	10:AJ:54:PHE:HZ	1.84	0.41
1:AA:976:G:H5'	1:AA:1358:U:O2'	2.21	0.41
1:AA:1036:G:H5''	1:AA:1037:C:C5	2.56	0.41
1:AA:1089:G:C6	1:AA:1090:U:C4	3.08	0.41
1:AA:1158:C:H5''	2:AB:131:PRO:O	2.20	0.41
1:AA:1294:G:H2'	1:AA:1295:G:O4'	2.19	0.41
2:AB:149:LEU:HB3	2:AB:152:PHE:CB	2.49	0.41
6:AF:7:ASN:HD21	18:AR:34:TYR:HE1	1.68	0.41
7:AG:97:GLN:O	7:AG:101:LEU:HG	2.20	0.41
23:BA:303:U:O4	56:BA:4356:HOH:O	2.21	0.41
23:BA:435:C:C5	23:BA:436:C:C5	3.08	0.41
23:BA:907:U:H4'	34:BQ:101:ARG:HH22	1.84	0.41
23:BA:1107:G:H8	23:BA:1107:G:H2'	1.42	0.41
23:BA:2259:G:H1'	23:BA:2427:C:H2'	2.02	0.41
23:BA:2730:C:H4'	26:BE:168:MET:O	2.21	0.41
24:BB:103:G:O2'	43:BZ:73:GLN:NE2	2.54	0.41
27:BF:101:LEU:HA	27:BF:101:LEU:HD12	1.68	0.41
35:BR:104:ARG:HG3	35:BR:111:LEU:HD21	2.02	0.41

Continued on next page...

Continued from previous page...

Atom-1	Atom-2	Interatomic distance (Å)	Clash overlap (Å)
38:BU:28:ARG:NH1	38:BU:38:THR:OG1	2.45	0.41
53:B9:4:ARG:NH1	56:B9:202:HOH:O	2.53	0.41
1:CA:373:A:H61	1:CA:391:G:H1'	1.85	0.41
1:CA:393:A:C2	1:CA:394:G:C8	3.08	0.41
1:CA:721:G:H4'	1:CA:722:A:O4'	2.20	0.41
1:CA:788:U:H2'	1:CA:789:U:O4'	2.21	0.41
1:CA:1113:C:H2'	1:CA:1114:C:C6	2.54	0.41
1:CA:1291:G:O2'	1:CA:1292:U:H5'	2.20	0.41
1:CA:1443:G:O6	1:CA:1459:C:C2	2.73	0.41
5:CE:39:GLY:O	5:CE:69:VAL:HG12	2.20	0.41
9:CI:112:LYS:CG	9:CI:119:ALA:HB2	2.51	0.41
10:CJ:50:ILE:HD11	10:CJ:60:ARG:NH1	2.35	0.41
12:CL:30:ALA:HA	12:CL:31:PRO:HD3	1.79	0.41
12:CL:32:PHE:CE1	12:CL:86:ARG:HG3	2.52	0.41
14:CN:53:LEU:HA	14:CN:54:PRO:HD3	1.73	0.41
15:CO:76:GLU:O	15:CO:79:ARG:N	2.53	0.41
15:CO:81:LEU:O	15:CO:85:LEU:N	2.51	0.41
15:CO:87:ILE:HG23	15:CO:88:ARG:N	2.35	0.41
23:DA:196:A:O4'	33:DP:46:LYS:HE2	2.20	0.41
23:DA:289:A:H2'	23:DA:290:G:O4'	2.20	0.41
23:DA:529:A:OP2	31:DN:114:ARG:NH2	2.54	0.41
23:DA:807:U:OP2	33:DP:36:LYS:HD3	2.20	0.41
23:DA:2845:G:O2'	23:DA:2846:G:H5'	2.20	0.41
24:DB:11:C:H3'	24:DB:12:C:H6	1.82	0.41
27:DF:95:ARG:HG3	27:DF:97:TYR:CE2	2.55	0.41
33:DP:96:THR:OG1	33:DP:99:LEU:HG	2.20	0.41
38:DU:47:TYR:HA	38:DU:50:ARG:NH2	2.35	0.41
41:DX:5:TYR:HD1	46:D2:33:MET:HE2	1.85	0.41
1:AA:432:A:H3'	1:AA:433:C:C6	2.56	0.41
1:AA:652:U:C4	1:AA:752:G:N3	2.88	0.41
1:AA:806:C:O2'	1:AA:807:A:H5'	2.21	0.41
1:AA:865:A:H2	1:AA:918:A:H4'	1.84	0.41
1:AA:919:A:O5'	1:AA:919:A:H8	2.04	0.41
1:AA:1000:U:C2	1:AA:1041:A:N1	2.89	0.41
1:AA:1113:C:H2'	1:AA:1114:C:H6	1.80	0.41
1:AA:1145:C:H1'	1:AA:1146:A:H8	1.86	0.41
1:AA:1239:A:H61	1:AA:1299:A:N6	2.19	0.41
1:AA:1270:C:H2'	1:AA:1271:G:C8	2.54	0.41
1:AA:1394:A:N6	1:AA:1501:C:H5'	2.36	0.41
1:AA:1404:C:O2	1:AA:1519:A:O2'	2.37	0.41
2:AB:74:LYS:HB2	2:AB:74:LYS:HE3	1.91	0.41

Continued on next page...

Continued from previous page...

Atom-1	Atom-2	Interatomic distance (Å)	Clash overlap (Å)
2:AB:136:VAL:HA	2:AB:139:LYS:CG	2.45	0.41
4:AD:78:LEU:O	4:AD:82:ALA:HB2	2.21	0.41
20:AT:74:LYS:HB3	20:AT:74:LYS:HE2	1.89	0.41
23:BA:638:G:H2'	23:BA:639:U:H6	1.85	0.41
23:BA:685:A:C2	23:BA:689:A:C6	3.09	0.41
23:BA:866:A:C6	23:BA:914:C:C6	3.08	0.41
23:BA:900:A:C4	23:BA:901:A:C8	3.09	0.41
23:BA:1497:U:H5''	23:BA:1498:C:H5	1.85	0.41
23:BA:2110:G:O2'	23:BA:2120:G:H5'	2.21	0.41
23:BA:2316:C:H1'	28:BG:128:ARG:NH2	2.35	0.41
23:BA:2572:A:OP1	23:BA:2574:G:O2'	2.35	0.41
23:BA:2778:A:H4'	23:BA:2779:U:OP2	2.21	0.41
24:BB:111:G:H2'	24:BB:112:U:H6	1.86	0.41
25:BD:108:PRO:HG2	25:BD:111:LEU:HG	2.02	0.41
26:BE:60:ASN:OD1	26:BE:62:PRO:HD2	2.20	0.41
33:BP:27:HIS:O	33:BP:31:ALA:HA	2.21	0.41
33:BP:121:LYS:HG3	33:BP:122:PRO:HD2	2.01	0.41
36:BS:56:LEU:O	36:BS:58:LEU:HD23	2.21	0.41
46:B2:3:LEU:HD23	46:B2:3:LEU:HA	1.82	0.41
48:B4:15:ILE:HG13	48:B4:21:VAL:HG22	2.01	0.41
1:CA:271:C:H2'	1:CA:272:C:H6	1.85	0.41
1:CA:300:A:H1'	1:CA:565:U:O2	2.21	0.41
1:CA:619:U:C2	4:CD:135:LEU:HD22	2.56	0.41
1:CA:957:U:H4'	19:CS:79:THR:OG1	2.20	0.41
1:CA:1179:A:OP1	1:CA:1179:A:C8	2.74	0.41
1:CA:1286:A:N6	1:CA:1354:C:O3'	2.53	0.41
1:CA:1446:U:O2	1:CA:1456:G:N2	2.53	0.41
3:CC:69:HIS:CD2	3:CC:104:GLN:HB2	2.55	0.41
9:CI:45:ALA:CB	9:CI:47:LEU:H	2.33	0.41
12:CL:47:LYS:HB2	12:CL:47:LYS:HE2	1.83	0.41
14:CN:25:VAL:HB	14:CN:39:LEU:HD21	2.01	0.41
15:CO:3:ILE:HD13	15:CO:3:ILE:H	1.84	0.41
17:CQ:22:LEU:HD12	17:CQ:40:LYS:O	2.20	0.41
23:DA:216:A:C4	23:DA:432:A:C2	3.08	0.41
23:DA:250:G:H2'	23:DA:251:A:C8	2.56	0.41
23:DA:271(H):G:O2'	23:DA:271(I):G:P	2.79	0.41
23:DA:271(P):C:C2'	23:DA:271(Q):G:H5'	2.51	0.41
23:DA:2811:G:N2	23:DA:2891:G:H1'	2.35	0.41
24:DB:20:C:H2'	24:DB:21:G:O4'	2.19	0.41
24:DB:79:C:H2'	24:DB:80:U:O4'	2.20	0.41
25:DD:137:PRO:HB2	25:DD:140:THR:HG23	2.03	0.41

Continued on next page...

Continued from previous page...

Atom-1	Atom-2	Interatomic distance (Å)	Clash overlap (Å)
26:DE:128:SER:OG	26:DE:129:HIS:N	2.53	0.41
27:DF:117:ARG:HA	27:DF:117:ARG:HD3	1.87	0.41
43:DZ:138:GLU:HB3	43:DZ:156:LYS:NZ	2.35	0.41
52:D8:54:GLU:OE1	52:D8:57:ARG:NH1	2.50	0.41
1:AA:9:G:OP1	5:AE:122:GLU:HB2	2.20	0.41
1:AA:46:G:N7	56:AA:1902:HOH:O	2.37	0.41
1:AA:325:A:H2'	1:AA:326:G:O4'	2.21	0.41
1:AA:509:A:O2'	1:AA:510:A:OP1	2.32	0.41
1:AA:543:C:C2	1:AA:544:G:C8	3.09	0.41
1:AA:685:G:O2'	1:AA:686:U:H5'	2.21	0.41
1:AA:954:G:H2'	1:AA:955:U:O4'	2.21	0.41
1:AA:994:A:C6	1:AA:1047:G:H4'	2.55	0.41
1:AA:1043:C:H2'	1:AA:1044:A:H8	1.85	0.41
1:AA:1070:U:H1'	1:AA:1106:G:N2	2.35	0.41
1:AA:1296:C:C4	1:AA:1297:C:C2	3.08	0.41
1:AA:1350:A:N1	1:AA:1372:U:C2	2.88	0.41
2:AB:19:HIS:ND1	2:AB:189:ASP:OD2	2.39	0.41
3:AC:205:GLY:O	3:AC:207:VAL:HG23	2.20	0.41
4:AD:9:CYS:HB2	4:AD:22:LYS:HZ2	1.85	0.41
8:AH:121:ASP:O	8:AH:125:ARG:HG2	2.20	0.41
10:AJ:51:ARG:HA	14:AN:45:ARG:NE	2.35	0.41
12:AL:5:PRO:HB2	12:AL:10:LEU:CD1	2.50	0.41
19:AS:58:VAL:HA	19:AS:59:PRO:HD3	1.77	0.41
23:BA:191:A:H2'	23:BA:192:C:C6	2.55	0.41
23:BA:332:A:H2'	56:BA:4744:HOH:O	2.20	0.41
23:BA:642:G:H21	23:BA:646:A:H2	1.68	0.41
23:BA:805:G:H4'	33:BP:38:GLN:HB3	2.01	0.41
26:BE:128:SER:OG	26:BE:129:HIS:N	2.52	0.41
30:BI:130:TYR:HD1	30:BI:130:TYR:HA	1.70	0.41
42:BY:77:PRO:HD3	42:BY:106:LEU:HD23	2.02	0.41
52:B8:26:LYS:HZ2	52:B8:26:LYS:HG2	1.70	0.41
53:B9:32:HIS:O	53:B9:34:GLN:HG3	2.20	0.41
1:CA:33:A:H2'	1:CA:34:C:C6	2.55	0.41
1:CA:263:A:OP1	20:CT:79:ARG:NH1	2.54	0.41
1:CA:373:A:H2'	1:CA:374:A:H8	1.84	0.41
1:CA:376:G:H5''	16:CP:5:ARG:CB	2.51	0.41
1:CA:971:G:H1	1:CA:1363(A):A:H5'	1.85	0.41
1:CA:980:C:H5'	1:CA:981:U:OP2	2.20	0.41
1:CA:1163:C:H2'	1:CA:1164:G:H8	1.85	0.41
1:CA:1245:A:N1	1:CA:1293:G:C6	2.89	0.41
1:CA:1349:A:H2'	1:CA:1350:A:O4'	2.21	0.41

Continued on next page...

Continued from previous page...

Atom-1	Atom-2	Interatomic distance (Å)	Clash overlap (Å)
4:CD:188:LEU:H	4:CD:188:LEU:HG	1.24	0.41
5:CE:37:ARG:HG2	5:CE:37:ARG:NH1	2.35	0.41
17:CQ:66:SER:OG	17:CQ:69:LYS:HB2	2.20	0.41
19:CS:33:THR:O	19:CS:52:TYR:HB2	2.20	0.41
22:CV:45:ARG:O	22:CV:49:ALA:HB2	2.21	0.41
23:DA:92:A:O2'	23:DA:93:G:H5'	2.20	0.41
23:DA:900:A:O2'	23:DA:901:A:OP1	2.36	0.41
23:DA:1469:A:C2	23:DA:1524:G:C2	3.09	0.41
23:DA:2104:G:O6	23:DA:2186:G:C4	2.74	0.41
23:DA:2170:A:OP2	23:DA:2170:A:H8	2.04	0.41
24:DB:37:C:C5	24:DB:38:C:C5	3.09	0.41
24:DB:117:G:H2'	24:DB:118:G:O4'	2.21	0.41
27:DF:13:SER:HA	27:DF:14:PRO:HD2	1.82	0.41
30:DI:133:HIS:CE1	30:DI:134:PRO:O	2.73	0.41
32:DO:120:GLU:HG2	32:DO:122:LEU:HG	2.03	0.41
1:AA:502:G:C2	1:AA:503:C:C2	3.08	0.41
1:AA:671:G:C2	1:AA:672:U:C2	3.09	0.41
1:AA:1016:A:H8	1:AA:1016:A:P	2.44	0.41
1:AA:1145:C:H1'	1:AA:1146:A:C8	2.56	0.41
3:AC:181:ASN:CB	3:AC:204:LEU:HB2	2.39	0.41
12:AL:102:ARG:HB3	12:AL:102:ARG:HE	1.46	0.41
13:AM:25:ILE:HG23	13:AM:29:ARG:CB	2.51	0.41
15:AO:25:THR:HG21	15:AO:70:LEU:HB2	2.01	0.41
23:BA:580:C:H2'	23:BA:581:C:C6	2.55	0.41
23:BA:1526:G:C6	23:BA:1527:G:C2	3.09	0.41
25:BD:221:VAL:HG22	25:BD:226:MET:CE	2.50	0.41
30:BI:130:TYR:HD2	30:BI:138:ILE:HD12	1.86	0.41
1:CA:34:C:H42	1:CA:550:G:H1	1.69	0.41
1:CA:129(A):G:C6	1:CA:189(H):G:H1'	2.55	0.41
1:CA:509:A:HO2'	1:CA:510:A:P	2.40	0.41
1:CA:825:G:H2'	1:CA:826:C:C6	2.55	0.41
2:CB:133:LYS:O	2:CB:137:ARG:N	2.31	0.41
2:CB:167:PRO:HG2	2:CB:192:SER:CB	2.50	0.41
3:CC:111:LEU:HD11	3:CC:144:SER:HB3	2.03	0.41
8:CH:85:ARG:HD3	8:CH:86:ILE:N	2.35	0.41
11:CK:69:ALA:O	11:CK:72:ALA:N	2.48	0.41
17:CQ:91:ARG:O	17:CQ:94:ASN:HB2	2.20	0.41
22:CV:30:PRO:HG3	22:CV:40:TRP:CZ3	2.56	0.41
23:DA:468:G:N7	51:D7:39:ARG:NH2	2.61	0.41
23:DA:582:G:H2'	23:DA:583:G:C8	2.56	0.41
23:DA:1028:A:N6	23:DA:1125:G:H2'	2.35	0.41

Continued on next page...

Continued from previous page...

Atom-1	Atom-2	Interatomic distance (Å)	Clash overlap (Å)
23:DA:1161:C:O2'	39:DV:8:GLY:HA2	2.21	0.41
23:DA:1425:G:H2'	23:DA:1426:G:C8	2.55	0.41
23:DA:1999:C:H2'	23:DA:2000:G:O4'	2.19	0.41
23:DA:2147:G:H2'	23:DA:2148:G:O4'	2.21	0.41
23:DA:2352:A:N6	23:DA:2365:G:O2'	2.54	0.41
23:DA:2441:C:OP2	23:DA:2586:C:O2'	2.36	0.41
23:DA:2572:A:N7	26:DE:144:ARG:HD2	2.35	0.41
24:DB:2:C:H2'	24:DB:3:C:H6	1.84	0.41
25:DD:3:VAL:HG12	25:DD:17:THR:HB	2.03	0.41
26:DE:105:THR:HG23	26:DE:166:THR:OG1	2.20	0.41
27:DF:7:TYR:N	27:DF:22:ALA:HB3	2.31	0.41
28:DG:57:ALA:HB1	28:DG:68:PRO:HD2	2.03	0.41
28:DG:126:ASP:HB2	28:DG:130:ASN:O	2.20	0.41
31:DN:54:VAL:HG11	31:DN:99:LEU:HD12	2.01	0.41
37:DT:24:PRO:HA	37:DT:49:VAL:HG22	2.02	0.41
38:DU:61:TRP:CD2	38:DU:93:LYS:HA	2.55	0.41
39:DV:77:ALA:C	39:DV:79:VAL:H	2.24	0.41
47:D3:22:ALA:O	47:D3:25:ALA:HB3	2.21	0.41
1:AA:457:C:H2'	1:AA:458:C:H6	1.82	0.41
1:AA:518:C:C4	1:AA:530:G:C5	3.08	0.41
1:AA:522:C:H41	12:AL:53:ARG:HH22	1.69	0.41
1:AA:624:C:O2'	16:AP:10:GLY:HA2	2.19	0.41
1:AA:872:A:C4	1:AA:874:G:C8	3.08	0.41
1:AA:1158:C:H4'	2:AB:133:LYS:CB	2.41	0.41
1:AA:1348:U:H2'	1:AA:1349:A:O4'	2.21	0.41
1:AA:1358:U:H5	1:AA:1359:C:C2	2.38	0.41
1:AA:1384:C:N4	1:AA:1385:G:O6	2.54	0.41
6:AF:45:LEU:HD12	6:AF:59:TYR:HD1	1.85	0.41
6:AF:91:VAL:HG21	18:AR:72:ARG:HH12	1.86	0.41
7:AG:68:ASN:O	7:AG:135:VAL:HG13	2.21	0.41
9:AI:49:PRO:HB2	9:AI:81:ILE:O	2.21	0.41
23:BA:384:U:H2'	23:BA:385:C:H6	1.86	0.41
23:BA:1759:A:H1'	23:BA:2711:A:C2	2.56	0.41
23:BA:2287:A:C5	23:BA:2289:G:C5	3.09	0.41
23:BA:2337:G:C2	23:BA:2338:G:C8	3.09	0.41
23:BA:2526:G:H5'	23:BA:2742:C:O2'	2.21	0.41
24:BB:85:G:H2'	24:BB:86:G:H5'	2.03	0.41
25:BD:53:PHE:HB3	25:BD:218:ARG:O	2.21	0.41
35:BR:54:LEU:HD12	35:BR:54:LEU:HA	1.90	0.41
38:BU:105:VAL:HG11	39:BV:39:LEU:HD21	2.01	0.41
42:BY:76:CYS:HA	42:BY:77:PRO:HD3	1.88	0.41

Continued on next page...

Continued from previous page...

Atom-1	Atom-2	Interatomic distance (Å)	Clash overlap (Å)
1:CA:15:G:H4'	5:CE:24:ARG:NH1	2.34	0.41
1:CA:175:C:H2'	1:CA:176:C:C6	2.56	0.41
1:CA:374:A:H2'	1:CA:374:A:N3	2.36	0.41
1:CA:416:G:H2'	1:CA:417:C:O4'	2.20	0.41
1:CA:938:A:N6	1:CA:939:G:C6	2.89	0.41
1:CA:954:G:C6	13:CM:104:ARG:NH1	2.88	0.41
1:CA:1155:G:C6	1:CA:1156:G:C6	3.09	0.41
1:CA:1163:C:C4	1:CA:1164:G:N7	2.89	0.41
1:CA:1273:G:H3'	1:CA:1274:G:C8	2.31	0.41
1:CA:1443:G:O6	1:CA:1459:C:O2	2.38	0.41
2:CB:79:ASP:O	2:CB:82:ARG:N	2.54	0.41
4:CD:93:PHE:O	4:CD:97:LEU:HB2	2.20	0.41
8:CH:20:TYR:HA	8:CH:65:TYR:CZ	2.56	0.41
9:CI:9:ARG:HB2	9:CI:9:ARG:NH1	2.31	0.41
10:CJ:54:PHE:CG	10:CJ:55:LYS:N	2.88	0.41
15:CO:17:ARG:HH11	15:CO:17:ARG:HG3	1.86	0.41
16:CP:16:HIS:C	16:CP:17:TYR:HD1	2.24	0.41
23:DA:7:G:H4'	31:DN:13:TRP:CZ2	2.56	0.41
23:DA:483:A:O4'	42:DY:48:ALA:HB1	2.20	0.41
23:DA:580:C:H2'	23:DA:581:C:H6	1.85	0.41
23:DA:1048:A:O2'	23:DA:1049:C:P	2.78	0.41
23:DA:1504:C:O2'	23:DA:1505:C:H5'	2.20	0.41
23:DA:1695:G:H2'	23:DA:1696:G:O4'	2.21	0.41
23:DA:1840:G:C6	23:DA:1841:U:C4	3.09	0.41
23:DA:2340:G:O2'	23:DA:2341:G:H5'	2.20	0.41
23:DA:2484:G:C2	23:DA:2485:G:C8	3.08	0.41
23:DA:2577:A:O4'	49:D5:3:LYS:HB2	2.21	0.41
23:DA:2679:A:H2'	23:DA:2680:C:O4'	2.20	0.41
30:DI:5:LEU:HD11	30:DI:19:VAL:CG2	2.48	0.41
38:DU:105:VAL:HG11	39:DV:39:LEU:HD21	2.02	0.41
40:DW:1:MET:HE2	40:DW:2:GLU:O	2.20	0.41
46:D2:35:LEU:HD23	46:D2:35:LEU:HA	1.92	0.41
1:AA:41:G:H2'	1:AA:42:G:C8	2.56	0.41
1:AA:189(C):C:H2'	1:AA:189(D):C:O4'	2.21	0.41
1:AA:227:G:H2'	1:AA:228:A:C8	2.56	0.41
1:AA:299:G:H2'	1:AA:300:A:C8	2.56	0.41
1:AA:510:A:H5''	1:AA:511:C:OP2	2.21	0.41
1:AA:573:A:N3	1:AA:883:C:O2'	2.44	0.41
1:AA:586:C:C2'	1:AA:587:G:H5'	2.51	0.41
1:AA:641:U:O3'	1:AA:642:A:H8	2.02	0.41
1:AA:830:G:H2'	1:AA:831:U:O4'	2.21	0.41

Continued on next page...

Continued from previous page...

Atom-1	Atom-2	Interatomic distance (Å)	Clash overlap (Å)
1:AA:939:G:H2'	1:AA:940:C:C6	2.56	0.41
1:AA:975:A:H4'	1:AA:976:G:H5''	2.03	0.41
1:AA:1001(A):G:C6	1:AA:1002:G:C5	3.08	0.41
1:AA:1003:G:C2	1:AA:1004:A:C8	3.09	0.41
1:AA:1203:C:C2	1:AA:1204:A:C8	3.09	0.41
1:AA:1242:C:H5''	1:AA:1304:G:OP1	2.20	0.41
1:AA:1305:G:N2	1:AA:1331:G:HI1'	2.36	0.41
1:AA:1346:A:C8	1:AA:1348:U:C2	3.09	0.41
1:AA:1351:U:H4'	7:AG:33:ASP:CG	2.41	0.41
1:AA:1360:A:N7	14:AN:18:VAL:HG12	2.35	0.41
1:AA:1442:G:N7	1:AA:1442(A):G:C5	2.88	0.41
2:AB:98:LEU:O	2:AB:101:MET:HB2	2.20	0.41
2:AB:157:ARG:HB3	2:AB:157:ARG:HH11	1.85	0.41
2:AB:166:ASP:HB3	2:AB:169:LYS:HB2	2.02	0.41
2:AB:178:ARG:HH21	8:AH:74:PRO:HB3	1.86	0.41
4:AD:119:GLN:O	4:AD:123:HIS:CD2	2.74	0.41
4:AD:127:THR:OG1	4:AD:128:VAL:N	2.53	0.41
7:AG:47:CYS:O	7:AG:58:PRO:HB3	2.20	0.41
7:AG:68:ASN:O	7:AG:138:LYS:HE2	2.21	0.41
7:AG:127:ALA:CB	7:AG:134:ALA:HB3	2.51	0.41
9:AI:59:PHE:HD1	9:AI:59:PHE:HA	1.66	0.41
11:AK:122:LYS:HE2	11:AK:122:LYS:HB3	1.72	0.41
12:AL:47:LYS:HA	12:AL:49:ASN:H	1.86	0.41
16:AP:29:ASP:OD2	16:AP:29:ASP:N	2.54	0.41
17:AQ:91:ARG:O	17:AQ:94:ASN:HB2	2.21	0.41
20:AT:61:SER:O	20:AT:65:LYS:HG3	2.21	0.41
20:AT:74:LYS:HG3	20:AT:75:ASN:OD1	2.21	0.41
23:BA:10:G:HI1'	23:BA:2801(A):A:C2	2.56	0.41
23:BA:107:C:C2	23:BA:108:U:C5	3.09	0.41
23:BA:557:U:H2'	23:BA:558:G:H8	1.86	0.41
23:BA:819:A:C4	23:BA:1189:A:C2	3.08	0.41
23:BA:1541:G:H5''	23:BA:1542:A:OP2	2.21	0.41
23:BA:1668:A:H4'	23:BA:1669:A:O5'	2.21	0.41
23:BA:2080:G:P	45:B1:35:THR:OG1	2.78	0.41
23:BA:2108:C:H2'	23:BA:2109:U:C5'	2.50	0.41
23:BA:2161:C:O2'	23:BA:2162:G:H5'	2.20	0.41
23:BA:2723:C:O3'	35:BR:1:MET:HE3	2.21	0.41
23:BA:2884:U:O2	49:B5:53:ALA:HB2	2.20	0.41
26:BE:35:GLN:OE1	26:BE:66:HIS:HE1	2.04	0.41
26:BE:116:VAL:HG13	26:BE:122:PHE:CD2	2.56	0.41
27:BF:168:ARG:HG2	27:BF:175:THR:HG21	2.02	0.41

Continued on next page...

Continued from previous page...

Atom-1	Atom-2	Interatomic distance (Å)	Clash overlap (Å)
28:BG:74:LYS:O	28:BG:84:LYS:HG2	2.21	0.41
29:BH:60:ARG:HE	29:BH:60:ARG:HB3	1.74	0.41
30:BI:72:LEU:HA	30:BI:75:LEU:CD2	2.51	0.41
30:BI:79:ILE:HA	30:BI:80:PRO:HD2	1.87	0.41
31:BN:34:LEU:O	31:BN:49:GLY:HA3	2.20	0.41
34:BQ:32:TYR:CE2	34:BQ:133:ARG:HG3	2.56	0.41
47:B3:44:ARG:O	47:B3:48:GLU:HG3	2.21	0.41
48:B4:6:HIS:HA	48:B4:7:PRO:HD2	1.76	0.41
52:B8:62:LEU:HB3	52:B8:65:GLU:CG	2.51	0.41
1:CA:111:G:O6	1:CA:330:C:N4	2.52	0.41
1:CA:189(C):C:H2'	1:CA:189(D):C:O4'	2.20	0.41
1:CA:342:C:C2	1:CA:348:G:N2	2.89	0.41
1:CA:521:G:H2'	1:CA:522:C:H6	1.86	0.41
1:CA:641:U:O3'	1:CA:642:A:H8	2.03	0.41
1:CA:970:C:H41	9:CI:126:SER:CB	2.34	0.41
1:CA:976:G:OP1	14:CN:31:ARG:HD3	2.21	0.41
1:CA:986:A:H2'	1:CA:987:G:O4'	2.20	0.41
1:CA:1047:G:H1'	1:CA:1215:G:O2'	2.20	0.41
1:CA:1084:G:C6	1:CA:1085:U:C4	3.08	0.41
1:CA:1107:C:N4	1:CA:1108:G:N7	2.69	0.41
1:CA:1109:C:H2'	1:CA:1110:A:O4'	2.21	0.41
1:CA:1182:G:H4'	1:CA:1183:A:H5'	2.02	0.41
1:CA:1253:G:H2'	1:CA:1254:C:C6	2.56	0.41
1:CA:1291:G:C2'	1:CA:1292:U:H5'	2.50	0.41
1:CA:1319:A:N1	1:CA:1323:G:H1'	2.35	0.41
1:CA:1392:G:N2	1:CA:1502:A:H8	2.13	0.41
1:CA:1465:C:H2'	1:CA:1466:C:O4'	2.21	0.41
2:CB:22:LYS:H	2:CB:40:HIS:HD2	1.68	0.41
2:CB:116:GLU:HA	2:CB:119:GLU:HB2	2.03	0.41
2:CB:194:PRO:C	2:CB:196:LEU:H	2.24	0.41
3:CC:6:HIS:HE1	3:CC:184:TYR:CD2	2.39	0.41
3:CC:16:ARG:HD2	3:CC:54:ARG:NH2	2.36	0.41
3:CC:132:ARG:O	3:CC:136:GLN:HB2	2.20	0.41
4:CD:174:LEU:HD23	4:CD:174:LEU:HA	1.82	0.41
5:CE:66:MET:O	5:CE:67:VAL:HB	2.20	0.41
6:CF:76:ALA:O	6:CF:80:ARG:HG3	2.21	0.41
7:CG:116:ALA:HA	7:CG:119:ARG:HB2	2.03	0.41
8:CH:38:ILE:HD12	8:CH:118:VAL:HG12	2.01	0.41
8:CH:44:PHE:HA	8:CH:79:VAL:CG1	2.51	0.41
8:CH:73:ASP:OD2	8:CH:75:ARG:HD3	2.21	0.41
9:CI:12:GLU:O	9:CI:67:GLY:HA3	2.20	0.41

Continued on next page...

Continued from previous page...

Atom-1	Atom-2	Interatomic distance (Å)	Clash overlap (Å)
9:CI:100:GLY:O	9:CI:103:THR:HG22	2.20	0.41
11:CK:20:TYR:CE2	11:CK:83:ILE:HD12	2.55	0.41
11:CK:99:GLN:HA	11:CK:105:VAL:HG11	2.03	0.41
13:CM:3:ARG:HE	13:CM:4:ILE:HG22	1.86	0.41
13:CM:20:THR:HG23	13:CM:26:GLY:HA2	2.03	0.41
15:CO:18:PHE:HD1	15:CO:20:GLY:H	1.69	0.41
18:CR:85:LEU:HD22	18:CR:86:VAL:N	2.35	0.41
19:CS:69:HIS:HD2	19:CS:74:PHE:HE1	1.69	0.41
23:DA:117:G:C6	23:DA:119:A:C6	3.09	0.41
23:DA:118:A:C8	23:DA:119:A:C8	3.09	0.41
23:DA:773:U:H5'	25:DD:47:GLY:HA3	2.02	0.41
23:DA:922:U:H2'	23:DA:923:C:C6	2.55	0.41
23:DA:1049:C:H1'	23:DA:1113:U:H4'	2.02	0.41
23:DA:1382:G:H2'	23:DA:1383:C:C6	2.56	0.41
23:DA:1433:U:O2	23:DA:1561:G:C2	2.74	0.41
23:DA:1587:A:H2'	23:DA:1588:C:C6	2.55	0.41
23:DA:1651:G:N2	23:DA:2007:C:C2	2.89	0.41
23:DA:2304:G:H21	28:DG:156:ASP:CG	2.25	0.41
23:DA:2335:A:C8	23:DA:2337:G:N7	2.89	0.41
23:DA:2833:G:O2'	23:DA:2834:G:P	2.78	0.41
24:DB:28:C:C2	24:DB:29:A:C8	3.09	0.41
24:DB:78:A:C2	24:DB:100:A:C4	3.09	0.41
27:DF:167:ALA:HB1	27:DF:173:VAL:HG11	2.01	0.41
29:DH:32:GLU:O	29:DH:33:LEU:HD23	2.21	0.41
29:DH:33:LEU:HD11	29:DH:136:ILE:O	2.21	0.41
30:DI:59:ALA:O	30:DI:63:ALA:N	2.54	0.41
35:DR:26:LYS:HE2	35:DR:70:LEU:O	2.21	0.41
37:DT:99:LEU:O	37:DT:100:TYR:C	2.59	0.41
40:DW:68:ARG:O	40:DW:109:GLU:HA	2.21	0.41
44:D0:41:ARG:HD2	44:D0:41:ARG:HA	1.80	0.41
45:D1:40:ARG:HE	45:D1:40:ARG:HB2	1.67	0.41
49:D5:49:CYS:SG	49:D5:51:TYR:HD1	2.44	0.41
1:AA:41:G:H2'	1:AA:42:G:H8	1.85	0.41
1:AA:597:G:N2	8:AH:94:TYR:OH	2.53	0.41
1:AA:769:G:H4'	1:AA:1513:A:H4'	2.03	0.41
1:AA:976:G:H8	1:AA:1358:U:H2'	1.85	0.41
1:AA:977:A:H2'	1:AA:978:A:H5''	2.02	0.41
1:AA:1055:A:N6	1:AA:1056:U:C4	2.89	0.41
1:AA:1253:G:OP1	10:AJ:44:VAL:HG23	2.21	0.41
1:AA:1271:G:N3	1:AA:1272:G:H1'	2.36	0.41
1:AA:1352:C:H2'	1:AA:1353:G:O4'	2.20	0.41

Continued on next page...

Continued from previous page...

Atom-1	Atom-2	Interatomic distance (Å)	Clash overlap (Å)
1:AA:1355:G:C6	1:AA:1368:G:C6	3.09	0.41
2:AB:75:LYS:HE3	2:AB:78:GLN:OE1	2.21	0.41
3:AC:32:LEU:HB3	3:AC:59:ARG:CZ	2.51	0.41
8:AH:101:PRO:HG3	8:AH:133:LEU:HD11	2.03	0.41
9:AI:9:ARG:HB2	9:AI:9:ARG:NH1	2.32	0.41
13:AM:91:ARG:HD2	13:AM:91:ARG:HA	1.93	0.41
15:AO:7:GLU:O	15:AO:10:LYS:HB3	2.20	0.41
23:BA:9:U:O4	23:BA:2629:A:C2	2.73	0.41
23:BA:127:A:H5''	23:BA:128:C:O4'	2.20	0.41
23:BA:322:A:C5	23:BA:340:A:C2	3.09	0.41
23:BA:1711:C:H2'	23:BA:1712:C:C6	2.55	0.41
23:BA:2127:G:HO2'	23:BA:2173:A:H2	1.64	0.41
25:BD:218:ARG:HB3	25:BD:219:PRO:HD2	2.03	0.41
27:BF:140:LEU:HA	27:BF:140:LEU:HD13	1.90	0.41
28:BG:24:GLY:O	28:BG:26:GLN:NE2	2.54	0.41
32:BO:104:ARG:NH1	37:BT:34:VAL:HG21	2.36	0.41
48:B4:14:ILE:HA	48:B4:31:ILE:O	2.19	0.41
1:CA:57:G:H2'	1:CA:58:C:O4'	2.21	0.41
1:CA:107:G:H2'	1:CA:108:G:O4'	2.21	0.41
1:CA:373:A:C8	1:CA:482:A:C8	3.09	0.41
1:CA:391:G:C6	1:CA:392:G:C5	3.09	0.41
1:CA:509:A:O2'	1:CA:510:A:OP1	2.29	0.41
1:CA:707:C:OP1	11:CK:85:ARG:NH1	2.54	0.41
1:CA:828:A:H5''	1:CA:859:A:C2	2.56	0.41
1:CA:925:G:C2	1:CA:927:G:C8	3.09	0.41
1:CA:1072:G:O2'	1:CA:1073:U:H5'	2.20	0.41
1:CA:1203:C:H2'	1:CA:1204:A:O4'	2.20	0.41
1:CA:1236:A:O2'	1:CA:1304:G:H4'	2.21	0.41
2:CB:224:GLN:HB2	2:CB:229:VAL:HG22	2.02	0.41
3:CC:130:VAL:O	3:CC:134:ILE:HG13	2.21	0.41
4:CD:6:GLY:O	4:CD:8:VAL:N	2.53	0.41
13:CM:63:THR:HG23	13:CM:64:TRP:CD1	2.56	0.41
15:CO:76:GLU:O	15:CO:80:ALA:N	2.53	0.41
23:DA:107:C:H2'	23:DA:108:U:C6	2.54	0.41
23:DA:729:G:H2'	23:DA:1775:U:H1'	2.04	0.41
23:DA:2115:G:H5''	23:DA:2116:G:OP2	2.21	0.41
23:DA:2400:G:C5	23:DA:2401:U:C5	3.09	0.41
23:DA:2702:U:H4'	23:DA:2703:C:OP1	2.20	0.41
23:DA:2752:C:O5'	23:DA:2752:C:H6	2.04	0.41
24:DB:59:A:H2'	24:DB:60:C:H6	1.85	0.41
26:DE:137:HIS:HB3	26:DE:138:PRO:HD2	2.02	0.41

Continued on next page...

Continued from previous page...

Atom-1	Atom-2	Interatomic distance (Å)	Clash overlap (Å)
30:DI:78:THR:HA	30:DI:143:SER:O	2.21	0.41
41:DX:94:GLY:HA3	41:DX:95:LEU:HA	1.66	0.41
50:D6:14:THR:O	50:D6:17:LYS:NZ	2.30	0.41
52:D8:26:LYS:HZ2	52:D8:26:LYS:HG2	1.72	0.41
1:AA:2:U:O5'	1:AA:2:U:H6	2.05	0.40
1:AA:44:G:OP1	16:AP:11:SER:HB2	2.21	0.40
1:AA:89:C:H2'	1:AA:90:U:C5	2.56	0.40
1:AA:225:C:C4	1:AA:226:G:N7	2.89	0.40
1:AA:317:G:C6	1:AA:318:G:N7	2.89	0.40
1:AA:505:G:C6	1:AA:535:A:C2	3.09	0.40
1:AA:626:U:H2'	1:AA:627:G:C8	2.51	0.40
1:AA:627:G:O2'	1:AA:628:G:H5'	2.20	0.40
1:AA:683:G:N2	1:AA:708:C:C2	2.89	0.40
1:AA:1027:C:H2'	1:AA:1028:C:C4	2.55	0.40
1:AA:1065:U:O2	1:AA:1109:C:H5'	2.21	0.40
1:AA:1157:A:C4'	1:AA:1158:C:H5'	2.40	0.40
1:AA:1160:G:C4	1:AA:1161:C:C5	3.09	0.40
1:AA:1248:A:C2	1:AA:1289:A:N6	2.88	0.40
5:AE:137:GLU:HG2	5:AE:140:ARG:HH11	1.87	0.40
9:AI:24:GLY:O	9:AI:26:VAL:HG23	2.21	0.40
14:AN:45:ARG:HG2	14:AN:49:HIS:CD2	2.56	0.40
23:BA:271(K):U:O2'	23:BA:271(L):U:OP1	2.27	0.40
23:BA:1106:G:H4'	23:BA:1107:G:OP2	2.20	0.40
23:BA:1364:G:N7	45:B1:3:LYS:HD3	2.36	0.40
23:BA:1538:G:O2'	23:BA:1539:G:OP1	2.28	0.40
23:BA:2420:C:H6	23:BA:2420:C:O5'	2.04	0.40
27:BF:150:GLY:HA2	27:BF:172:TRP:CE3	2.57	0.40
28:BG:103:LEU:HA	28:BG:103:LEU:HD23	1.82	0.40
37:BT:33:LYS:O	37:BT:82:LEU:HD23	2.21	0.40
38:BU:47:TYR:HA	38:BU:50:ARG:NH2	2.36	0.40
39:BV:65:GLY:HA3	39:BV:91:TYR:CZ	2.56	0.40
41:BX:94:GLY:HA3	41:BX:95:LEU:HA	1.63	0.40
1:CA:175:C:H2'	1:CA:176:C:H6	1.85	0.40
1:CA:246:A:N3	1:CA:247:G:H1'	2.36	0.40
1:CA:390:C:H2'	1:CA:391:G:H8	1.86	0.40
1:CA:689:C:P	11:CK:46:GLY:HA3	2.61	0.40
1:CA:731:G:OP1	1:CA:766:A:H1'	2.20	0.40
1:CA:790:A:N1	1:CA:1497:G:H5''	2.36	0.40
1:CA:865:A:O5'	1:CA:865:A:H8	2.04	0.40
1:CA:994:A:H61	1:CA:1047:G:C4'	2.34	0.40
1:CA:1168:A:C6	1:CA:1169:A:C6	3.09	0.40

Continued on next page...

Continued from previous page...

Atom-1	Atom-2	Interatomic distance (Å)	Clash overlap (Å)
1:CA:1288:A:H61	1:CA:1371:G:HO2'	1.68	0.40
3:CC:47:LEU:HD23	3:CC:47:LEU:HA	1.89	0.40
11:CK:31:THR:HG22	11:CK:42:TRP:CB	2.51	0.40
23:DA:188:G:H1	23:DA:208:C:N4	2.18	0.40
23:DA:271(H):G:O2'	23:DA:271(I):G:OP2	2.28	0.40
23:DA:271(S):G:C6	23:DA:271(T):C:C4	3.08	0.40
23:DA:626:U:O4	33:DP:107:LYS:HE2	2.21	0.40
23:DA:858:U:O2	23:DA:2268:A:H2'	2.20	0.40
23:DA:1138:G:C4	23:DA:1139:G:H1'	2.56	0.40
23:DA:1420:U:H6	23:DA:1420:U:H2'	1.61	0.40
23:DA:2127:G:HO2'	23:DA:2173:A:H2	1.63	0.40
23:DA:2834:G:N2	23:DA:2882:A:N6	2.69	0.40
25:DD:9:TYR:CZ	25:DD:13:ARG:HG2	2.56	0.40
27:DF:126:VAL:HG21	27:DF:129:PHE:CE1	2.55	0.40
32:DO:35:VAL:HG21	32:DO:103:ALA:HB3	2.03	0.40
35:DR:38:VAL:HB	35:DR:39:PRO:HD3	2.02	0.40
37:DT:3:ARG:HB2	37:DT:3:ARG:NH2	2.36	0.40
52:D8:29:LYS:HD3	52:D8:44:LYS:C	2.41	0.40
52:D8:34:TRP:CD2	52:D8:35:GLN:HB2	2.56	0.40
1:AA:112:G:H2'	1:AA:112:G:N3	2.37	0.40
1:AA:394:G:H2'	1:AA:395:C:C6	2.57	0.40
1:AA:588:G:OP2	56:AA:1873:HOH:O	2.22	0.40
1:AA:674:G:H2'	1:AA:675:A:C8	2.44	0.40
1:AA:707:C:OP1	11:AK:85:ARG:NH1	2.54	0.40
1:AA:863:U:H2'	1:AA:865:A:OP2	2.22	0.40
1:AA:941:G:H1	1:AA:1342:C:N4	2.14	0.40
1:AA:990:C:H5'	1:AA:1018:C:OP2	2.21	0.40
1:AA:1271:G:C6	1:AA:1272:G:C4	3.09	0.40
1:AA:1316:G:H2'	1:AA:1318:A:OP2	2.20	0.40
1:AA:1346:A:O3'	1:AA:1347:G:H4'	2.21	0.40
1:AA:1348:U:C4	1:AA:1374:A:N7	2.90	0.40
1:AA:1431:C:H2'	1:AA:1432:G:O4'	2.21	0.40
3:AC:138:VAL:HG13	3:AC:149:ALA:HB3	2.03	0.40
8:AH:23:SER:HA	8:AH:61:VAL:O	2.22	0.40
15:AO:43:LEU:HD23	15:AO:43:LEU:HA	1.77	0.40
16:AP:23:ASP:HB3	16:AP:26:ARG:HG2	2.03	0.40
23:BA:271(H):G:C6	23:BA:271(Q):G:C6	3.09	0.40
23:BA:1047:G:H2'	23:BA:1110:G:H22	1.84	0.40
23:BA:1540:U:H2'	23:BA:1541:G:O4'	2.21	0.40
23:BA:1568:G:H5'	25:BD:60:ARG:HA	2.03	0.40
23:BA:1636:C:H2'	23:BA:1637:A:C8	2.56	0.40

Continued on next page...

Continued from previous page...

Atom-1	Atom-2	Interatomic distance (Å)	Clash overlap (Å)
23:BA:1750:G:O2'	23:BA:2860:A:N1	2.46	0.40
23:BA:2473:U:O2	23:BA:2473:U:H2'	2.20	0.40
27:BF:32:LEU:O	27:BF:35:GLU:N	2.55	0.40
31:BN:5:VAL:O	31:BN:5:VAL:HG12	2.21	0.40
31:BN:20:GLY:HA2	31:BN:61:ARG:CG	2.49	0.40
48:B4:42:PHE:CB	48:B4:43:TYR:HB2	2.50	0.40
1:CA:189:G:H2'	1:CA:189(A):C:C6	2.56	0.40
1:CA:622:A:C8	1:CA:623:C:C5	3.09	0.40
1:CA:673:G:H5''	6:CF:87:ARG:CZ	2.51	0.40
1:CA:940:C:HO2'	1:CA:1374:A:H2	1.69	0.40
1:CA:1015:A:C2	1:CA:1218:C:O2	2.72	0.40
1:CA:1151:A:O4'	10:CJ:39:PRO:HB2	2.20	0.40
1:CA:1274:G:H21	1:CA:1275:A:N6	2.14	0.40
1:CA:1370:G:O2'	1:CA:1371:G:H5'	2.21	0.40
1:CA:1511:G:H2'	1:CA:1512:U:O4'	2.21	0.40
2:CB:55:PHE:HD2	2:CB:55:PHE:HA	1.77	0.40
3:CC:57:ILE:HG12	3:CC:66:VAL:HA	2.03	0.40
5:CE:107:ARG:O	5:CE:111:GLU:N	2.53	0.40
6:CF:91:VAL:HG11	18:CR:72:ARG:NH1	2.32	0.40
13:CM:96:LEU:HA	13:CM:97:PRO:HD3	1.88	0.40
23:DA:226:G:N2	23:DA:228:A:N6	2.68	0.40
23:DA:243:U:O2'	23:DA:244:A:H5'	2.22	0.40
23:DA:706:A:H2'	23:DA:707:G:O4'	2.21	0.40
23:DA:950:G:C6	23:DA:951:C:C4	3.10	0.40
23:DA:1421:G:C2	23:DA:1422:G:N7	2.89	0.40
23:DA:1586:A:H2'	23:DA:1587:A:H5'	2.03	0.40
23:DA:2583:G:H2'	23:DA:2584:U:H6	1.86	0.40
23:DA:2648:C:H2'	23:DA:2649:U:C6	2.56	0.40
23:DA:2788:C:OP1	26:DE:61:ARG:NH2	2.53	0.40
24:DB:117:G:C4'	36:DS:54:LEU:HD23	2.47	0.40
34:DQ:18:LYS:O	34:DQ:98:LYS:HD3	2.21	0.40
40:DW:79:GLY:CA	40:DW:100:THR:HG22	2.49	0.40
41:DX:18:TYR:C	41:DX:20:GLY:N	2.75	0.40
45:D1:58:ILE:HG21	45:D1:58:ILE:HD13	1.76	0.40
1:AA:152:A:C8	1:AA:153:C:C5	3.09	0.40
1:AA:304:U:C2	1:AA:305:G:N7	2.90	0.40
1:AA:592:G:C6	1:AA:648:A:C6	3.10	0.40
1:AA:664:G:P	18:AR:64:ARG:HH21	2.43	0.40
1:AA:826:C:H2'	1:AA:827:U:H6	1.86	0.40
1:AA:1192:C:OP1	3:AC:4:LYS:NZ	2.55	0.40
1:AA:1205:U:H2'	1:AA:1206:G:H8	1.86	0.40

Continued on next page...

Continued from previous page...

Atom-1	Atom-2	Interatomic distance (Å)	Clash overlap (Å)
1:AA:1347:G:H8	9:AI:107:ARG:CB	2.34	0.40
1:AA:1363(A):A:P	1:AA:1363(A):A:C8	3.14	0.40
9:AI:24:GLY:H	9:AI:60:ASP:CG	2.25	0.40
9:AI:52:ALA:HB2	9:AI:101:PHE:CE1	2.56	0.40
9:AI:110:GLU:HG2	9:AI:111:ARG:H	1.86	0.40
14:AN:47:LEU:HB2	14:AN:53:LEU:CG	2.49	0.40
22:AV:34:LEU:O	22:AV:37:ARG:N	2.53	0.40
23:BA:154(A):C:H5''	23:BA:154(A):C:O2	2.22	0.40
23:BA:479:A:H4'	23:BA:480:A:OP1	2.21	0.40
23:BA:1038:C:H6	23:BA:1038:C:H5''	1.86	0.40
23:BA:1246:A:OP1	56:BA:4348:HOH:O	2.22	0.40
23:BA:1260:G:C6	23:BA:1261:C:C4	3.09	0.40
23:BA:1638:C:H4'	23:BA:2710:C:O2	2.21	0.40
27:BF:197:ASP:OD2	27:BF:197:ASP:N	2.54	0.40
37:BT:84:GLN:NE2	37:BT:85:LYS:HG2	2.35	0.40
44:B0:55:ARG:NH1	44:B0:55:ARG:HB2	2.36	0.40
1:CA:658:G:H2'	1:CA:659:U:C6	2.56	0.40
1:CA:791:G:O5'	1:CA:791:G:H8	2.04	0.40
1:CA:881:G:OP2	12:CL:12:ARG:NH2	2.54	0.40
1:CA:981:U:H4'	14:CN:21:TYR:CZ	2.56	0.40
1:CA:1039:C:H2'	1:CA:1040:U:O4'	2.21	0.40
1:CA:1073:U:O2'	2:CB:104:ASN:OD1	2.23	0.40
1:CA:1152:A:H5'	10:CJ:13:HIS:CD2	2.57	0.40
1:CA:1264:C:H2'	1:CA:1265:G:H8	1.82	0.40
1:CA:1269:A:C4	1:CA:1313:U:H1'	2.56	0.40
1:CA:1342:C:H2'	1:CA:1343:G:C8	2.57	0.40
4:CD:6:GLY:O	4:CD:8:VAL:HG23	2.21	0.40
5:CE:149:GLU:H	5:CE:149:GLU:HG2	1.53	0.40
13:CM:33:ALA:HB2	13:CM:64:TRP:CZ3	2.56	0.40
15:CO:36:ILE:O	15:CO:39:LEU:N	2.55	0.40
20:CT:74:LYS:HB3	20:CT:74:LYS:HE2	1.88	0.40
23:DA:330:A:C2	23:DA:1210:A:H2'	2.52	0.40
23:DA:827:U:O2	23:DA:2246:G:H4'	2.22	0.40
23:DA:1753:G:OP1	37:DT:95:ARG:HD3	2.21	0.40
23:DA:1799:G:C8	25:DD:181:GLU:OE2	2.74	0.40
23:DA:2119:A:C6	23:DA:2171:A:C5	3.10	0.40
29:DH:56:SER:OG	29:DH:57:ASP:N	2.55	0.40
30:DI:75:LEU:CD2	30:DI:140:LEU:HD21	2.52	0.40
31:DN:18:ALA:HB3	31:DN:56:ASN:O	2.21	0.40
32:DO:59:LYS:NZ	32:DO:89:ASN:HD21	2.19	0.40
32:DO:68:GLU:O	32:DO:68:GLU:HG2	2.21	0.40

Continued on next page...

Continued from previous page...

Atom-1	Atom-2	Interatomic distance (Å)	Clash overlap (Å)
36:DS:58:LEU:HB2	36:DS:59:LYS:CB	2.50	0.40
37:DT:118:ARG:HG3	37:DT:118:ARG:NH1	2.37	0.40
38:DU:109:LEU:HD23	38:DU:109:LEU:HA	1.83	0.40
44:D0:10:THR:HG22	44:D0:12:ASN:H	1.86	0.40
50:D6:23:THR:HG1	50:D6:24:GLU:N	2.17	0.40
1:AA:56:U:C2	1:AA:57:G:C8	3.09	0.40
1:AA:373:A:H61	1:AA:391:G:H1'	1.87	0.40
1:AA:392:G:C4	1:AA:393:A:C8	3.09	0.40
1:AA:489:C:H6	1:AA:489:C:O5'	2.04	0.40
1:AA:563:A:N7	1:AA:567:G:H1'	2.36	0.40
1:AA:820:U:H4'	1:AA:821:G:OP2	2.21	0.40
1:AA:934:C:O2	1:AA:934:C:O4'	2.39	0.40
1:AA:1030(C):G:H3'	1:AA:1030(C):G:C8	2.57	0.40
1:AA:1147:C:H2'	1:AA:1148:U:C6	2.56	0.40
1:AA:1442:G:H2'	1:AA:1442(A):G:C8	2.56	0.40
1:AA:1503:A:N6	1:AA:1532:U:O2'	2.55	0.40
2:AB:116:GLU:HA	2:AB:119:GLU:HB2	2.03	0.40
2:AB:155:LEU:HD22	2:AB:155:LEU:HA	1.91	0.40
6:AF:10:LEU:HD13	6:AF:61:LEU:HD13	2.04	0.40
7:AG:102:ARG:HE	7:AG:102:ARG:HB2	1.46	0.40
8:AH:127:LEU:HD13	8:AH:127:LEU:HA	1.94	0.40
9:AI:111:ARG:CB	14:AN:61:TRP:HE1	2.34	0.40
12:AL:48:PRO:C	12:AL:49:ASN:HD22	2.24	0.40
13:AM:68:GLY:H	13:AM:71:ARG:HH21	1.69	0.40
14:AN:32:SER:HB3	14:AN:41:ARG:HB3	2.03	0.40
17:AQ:39:SER:O	17:AQ:40:LYS:HB2	2.22	0.40
23:BA:111:A:C2	23:BA:112:U:C2	3.09	0.40
23:BA:811:U:H2'	33:BP:21:ARG:HA	2.03	0.40
23:BA:862:G:P	56:BA:4195:HOH:O	2.79	0.40
23:BA:1212:G:N2	23:BA:1236:G:O2'	2.52	0.40
23:BA:1436:G:H1'	23:BA:1477:A:O2'	2.22	0.40
23:BA:1615:C:C5	23:BA:1617:C:C4	3.10	0.40
23:BA:2174:C:H6	23:BA:2174:C:O5'	2.04	0.40
23:BA:2187:G:C6	23:BA:2188:C:C2	3.09	0.40
23:BA:2319:G:C8	23:BA:2320:A:C2	3.10	0.40
23:BA:2854:G:H2'	23:BA:2855:C:H6	1.85	0.40
28:BG:6:ALA:HB3	28:BG:104:GLU:OE1	2.22	0.40
28:BG:17:PRO:O	28:BG:21:ARG:HB2	2.20	0.40
32:BO:2:ILE:HD12	32:BO:6:THR:HG21	2.02	0.40
1:CA:519:C:H2'	1:CA:520:A:H8	1.85	0.40
1:CA:786:G:C2	1:CA:797:C:C2	3.09	0.40

Continued on next page...

Continued from previous page...

Atom-1	Atom-2	Interatomic distance (Å)	Clash overlap (Å)
1:CA:1057:G:C5	1:CA:1204:A:C2	3.10	0.40
1:CA:1079:G:C6	1:CA:1080:A:N6	2.90	0.40
2:CB:118:LEU:O	2:CB:122:PHE:N	2.55	0.40
17:CQ:3:LYS:HD3	17:CQ:61:GLU:O	2.21	0.40
22:CV:30:PRO:HB2	22:CV:31:TYR:HB2	2.04	0.40
23:DA:631:A:H2'	23:DA:632:A:O4'	2.21	0.40
23:DA:754:C:H2'	23:DA:755:C:H6	1.86	0.40
23:DA:826:U:OP1	23:DA:2428:G:H3'	2.21	0.40
23:DA:979:G:C6	23:DA:982:C:C5	3.09	0.40
23:DA:1266:G:O5'	40:DW:15:ARG:NH2	2.54	0.40
23:DA:1504:C:H2'	23:DA:1505:C:H6	1.86	0.40
23:DA:1529:G:O2'	23:DA:1530:C:H5'	2.21	0.40
23:DA:2192:G:C2	23:DA:2193:G:C8	3.09	0.40
23:DA:2416:C:O5'	23:DA:2416:C:H6	2.04	0.40
26:DE:24:THR:HG23	26:DE:184:VAL:HG12	2.04	0.40
28:DG:105:LYS:HE2	28:DG:105:LYS:HB2	1.91	0.40
30:DI:44:LEU:HA	30:DI:44:LEU:HD12	1.39	0.40
35:DR:70:LEU:HA	35:DR:70:LEU:HD23	1.84	0.40
40:DW:41:LYS:HE3	49:D5:25:LEU:HD21	2.04	0.40
48:D4:6:HIS:HA	48:D4:7:PRO:HD2	1.83	0.40
1:AA:11:G:C6	1:AA:12:U:C4	3.09	0.40
1:AA:38:G:H22	1:AA:397:A:P	2.44	0.40
1:AA:78:G:H1	1:AA:91:C:H42	1.69	0.40
1:AA:112:G:H4'	1:AA:389:A:H4'	2.04	0.40
1:AA:627:G:H2'	1:AA:628:G:H8	1.87	0.40
1:AA:642:A:N3	8:AH:113:SER:OG	2.51	0.40
1:AA:649:G:H2'	1:AA:650:G:C8	2.56	0.40
1:AA:763:G:H2'	1:AA:764:C:H6	1.87	0.40
1:AA:970:C:C5'	1:AA:972:C:C2	3.04	0.40
1:AA:1010:G:C5	1:AA:1011:G:C8	3.09	0.40
1:AA:1157:A:O4'	1:AA:1158:C:C2	2.75	0.40
1:AA:1392:G:N2	1:AA:1502:A:C8	2.90	0.40
1:AA:1468:A:H2'	1:AA:1469:G:O4'	2.22	0.40
2:AB:194:PRO:C	2:AB:196:LEU:H	2.24	0.40
5:AE:143:ARG:NH1	8:AH:77:GLU:OE2	2.53	0.40
8:AH:20:TYR:HA	8:AH:65:TYR:CZ	2.57	0.40
9:AI:4:TYR:CD1	9:AI:87:GLN:HG2	2.56	0.40
9:AI:66:ARG:HA	9:AI:73:GLN:NE2	2.37	0.40
12:AL:47:LYS:HB2	12:AL:47:LYS:HE2	1.83	0.40
18:AR:59:SER:HB3	18:AR:62:GLU:HG3	2.04	0.40
23:BA:460:A:C2	23:BA:470:A:C4	3.10	0.40

Continued on next page...

Continued from previous page...

Atom-1	Atom-2	Interatomic distance (Å)	Clash overlap (Å)
23:BA:484:C:H2'	23:BA:485:C:C6	2.57	0.40
23:BA:745:G:C2'	23:BA:746:A:H5'	2.51	0.40
23:BA:1528(A):A:N7	23:BA:1529:G:C5	2.89	0.40
23:BA:1586:A:H2'	23:BA:1587:A:H5'	2.03	0.40
23:BA:2292:C:P	36:BS:17:ARG:NH2	2.95	0.40
23:BA:2315:G:H2'	23:BA:2316:C:H6	1.86	0.40
23:BA:2663:G:C5	23:BA:2664:G:C5	3.09	0.40
25:BD:10:THR:OG1	25:BD:13:ARG:HB2	2.22	0.40
28:BG:63:ILE:HD13	28:BG:155:MET:HE1	2.03	0.40
28:BG:105:LYS:NZ	48:B4:25:TYR:O	2.54	0.40
28:BG:105:LYS:HE2	28:BG:105:LYS:HB2	1.90	0.40
29:BH:24:VAL:HG22	29:BH:35:VAL:HB	2.03	0.40
32:BO:42:SER:HB3	32:BO:44:LYS:HE2	2.02	0.40
34:BQ:35:VAL:HG13	34:BQ:130:LYS:HB3	2.04	0.40
34:BQ:119:ARG:HE	34:BQ:119:ARG:HB3	1.65	0.40
37:BT:99:LEU:O	37:BT:102:ILE:HG12	2.21	0.40
42:BY:65:ALA:HA	42:BY:66:PRO:HD3	1.91	0.40
42:BY:106:LEU:O	42:BY:107:ASP:HB2	2.21	0.40
43:BZ:63:ASP:OD1	43:BZ:65:GLN:HB3	2.21	0.40
49:B5:29:THR:O	49:B5:30:LEU:HD23	2.22	0.40
1:CA:9:G:OP1	5:CE:122:GLU:HB2	2.22	0.40
1:CA:217:C:O2'	1:CA:470:C:N4	2.55	0.40
1:CA:474:G:C2	1:CA:475:G:C5	3.09	0.40
1:CA:509:A:C6	1:CA:510:A:N1	2.89	0.40
1:CA:597:G:H5''	1:CA:598:U:OP2	2.21	0.40
1:CA:698:G:C6	1:CA:699:C:C4	3.10	0.40
1:CA:924:C:H2'	1:CA:925:G:C8	2.56	0.40
1:CA:1107:C:H5''	3:CC:173:VAL:N	2.29	0.40
1:CA:1109:C:O2'	1:CA:1110:A:H5'	2.22	0.40
1:CA:1307:U:O5'	1:CA:1307:U:H6	2.04	0.40
1:CA:1380:U:C4	7:CG:3:ARG:HG2	2.56	0.40
1:CA:1403:C:H6	1:CA:1403:C:O5'	2.04	0.40
1:CA:1512:U:H2'	1:CA:1513:A:H8	1.86	0.40
11:CK:17:GLY:HA2	11:CK:35:PRO:HD3	2.03	0.40
11:CK:29:ILE:HG12	11:CK:44:SER:HB2	2.03	0.40
18:CR:34:TYR:CD2	18:CR:34:TYR:N	2.89	0.40
22:CV:13:HIS:O	22:CV:13:HIS:ND1	2.46	0.40
23:DA:271(T):C:H2'	23:DA:271(U):G:H8	1.86	0.40
23:DA:469:G:C2'	23:DA:470:A:H5''	2.51	0.40
23:DA:754:C:H2'	23:DA:755:C:C6	2.57	0.40
23:DA:811:U:O2'	33:DP:21:ARG:HG3	2.22	0.40

Continued on next page...

Continued from previous page...

Atom-1	Atom-2	Interatomic distance (Å)	Clash overlap (Å)
23:DA:916:G:C2'	23:DA:917:A:H5''	2.52	0.40
23:DA:1721:G:H5''	23:DA:1721:G:N3	2.37	0.40
23:DA:2109:U:H3'	23:DA:2109:U:C6	2.53	0.40
23:DA:2732:G:H3'	23:DA:2733:A:O4'	2.20	0.40
28:DG:153:ARG:HE	28:DG:153:ARG:HB2	1.55	0.40
29:DH:13:LYS:HA	29:DH:14:GLY:HA2	1.54	0.40
31:DN:134:ARG:HA	31:DN:135:PRO:HD3	1.61	0.40
36:DS:102:ALA:HA	36:DS:105:ALA:H	1.85	0.40
48:D4:16:CYS:HB2	48:D4:36:CYS:SG	2.62	0.40
50:D6:10:LEU:CD1	50:D6:54:ILE:HA	2.51	0.40

All (1) symmetry-related close contacts are listed below. The label for Atom-2 includes the symmetry operator and encoded unit-cell translations to be applied.

Atom-1	Atom-2	Interatomic distance (Å)	Clash overlap (Å)
30:BI:91:SER:OG	1:CA:368:U:OP1[3_654]	2.19	0.01

5.3 Torsion angles [i](#)

5.3.1 Protein backbone [i](#)

In the following table, the Percentiles column shows the percent Ramachandran outliers of the chain as a percentile score with respect to all X-ray entries followed by that with respect to entries of similar resolution.

The Analysed column shows the number of residues for which the backbone conformation was analysed, and the total number of residues.

Mol	Chain	Analysed	Favoured	Allowed	Outliers	Percentiles	
2	AB	227/256 (89%)	188 (83%)	37 (16%)	2 (1%)	14	49
2	CB	227/256 (89%)	192 (85%)	33 (14%)	2 (1%)	14	49
3	AC	204/239 (85%)	179 (88%)	25 (12%)	0	100	100
3	CC	204/239 (85%)	177 (87%)	27 (13%)	0	100	100
4	AD	206/209 (99%)	179 (87%)	25 (12%)	2 (1%)	13	46
4	CD	206/209 (99%)	180 (87%)	24 (12%)	2 (1%)	13	46
5	AE	146/162 (90%)	125 (86%)	20 (14%)	1 (1%)	19	54
5	CE	146/162 (90%)	126 (86%)	20 (14%)	0	100	100

Continued on next page...

Continued from previous page...

Mol	Chain	Analysed	Favoured	Allowed	Outliers	Percentiles	
6	AF	98/101 (97%)	88 (90%)	10 (10%)	0	100	100
6	CF	98/101 (97%)	88 (90%)	10 (10%)	0	100	100
7	AG	153/156 (98%)	132 (86%)	19 (12%)	2 (1%)	10	39
7	CG	153/156 (98%)	128 (84%)	23 (15%)	2 (1%)	10	39
8	AH	136/138 (99%)	122 (90%)	14 (10%)	0	100	100
8	CH	136/138 (99%)	125 (92%)	11 (8%)	0	100	100
9	AI	123/128 (96%)	106 (86%)	15 (12%)	2 (2%)	8	34
9	CI	123/128 (96%)	109 (89%)	12 (10%)	2 (2%)	8	34
10	AJ	94/105 (90%)	78 (83%)	14 (15%)	2 (2%)	5	28
10	CJ	94/105 (90%)	74 (79%)	18 (19%)	2 (2%)	5	28
11	AK	112/129 (87%)	100 (89%)	12 (11%)	0	100	100
11	CK	112/129 (87%)	100 (89%)	12 (11%)	0	100	100
12	AL	120/132 (91%)	109 (91%)	10 (8%)	1 (1%)	16	51
12	CL	120/132 (91%)	107 (89%)	11 (9%)	2 (2%)	7	33
13	AM	112/126 (89%)	82 (73%)	27 (24%)	3 (3%)	4	22
13	CM	112/126 (89%)	84 (75%)	27 (24%)	1 (1%)	14	49
14	AN	58/61 (95%)	48 (83%)	7 (12%)	3 (5%)	1	9
14	CN	58/61 (95%)	51 (88%)	6 (10%)	1 (2%)	7	33
15	AO	86/89 (97%)	71 (83%)	15 (17%)	0	100	100
15	CO	86/89 (97%)	72 (84%)	14 (16%)	0	100	100
16	AP	80/88 (91%)	69 (86%)	9 (11%)	2 (2%)	4	24
16	CP	80/88 (91%)	71 (89%)	7 (9%)	2 (2%)	4	24
17	AQ	97/105 (92%)	87 (90%)	10 (10%)	0	100	100
17	CQ	97/105 (92%)	86 (89%)	11 (11%)	0	100	100
18	AR	66/88 (75%)	60 (91%)	6 (9%)	0	100	100
18	CR	66/88 (75%)	60 (91%)	6 (9%)	0	100	100
19	AS	79/93 (85%)	62 (78%)	16 (20%)	1 (1%)	10	39
19	CS	79/93 (85%)	60 (76%)	16 (20%)	3 (4%)	2	15
20	AT	95/106 (90%)	82 (86%)	10 (10%)	3 (3%)	3	19
20	CT	95/106 (90%)	81 (85%)	11 (12%)	3 (3%)	3	19
21	AU	21/27 (78%)	19 (90%)	2 (10%)	0	100	100

Continued on next page...

Continued from previous page...

Mol	Chain	Analysed	Favoured	Allowed	Outliers	Percentiles	
21	CU	21/27 (78%)	19 (90%)	2 (10%)	0	100	100
22	AV	51/61 (84%)	42 (82%)	9 (18%)	0	100	100
22	CV	51/61 (84%)	34 (67%)	14 (28%)	3 (6%)	1	7
25	BD	273/276 (99%)	258 (94%)	14 (5%)	1 (0%)	30	66
25	DD	273/276 (99%)	258 (94%)	14 (5%)	1 (0%)	30	66
26	BE	202/206 (98%)	188 (93%)	12 (6%)	2 (1%)	13	46
26	DE	202/206 (98%)	189 (94%)	11 (5%)	2 (1%)	13	46
27	BF	201/210 (96%)	187 (93%)	13 (6%)	1 (0%)	25	61
27	DF	201/210 (96%)	188 (94%)	12 (6%)	1 (0%)	25	61
28	BG	179/182 (98%)	151 (84%)	28 (16%)	0	100	100
28	DG	179/182 (98%)	151 (84%)	27 (15%)	1 (1%)	22	57
29	BH	172/180 (96%)	156 (91%)	14 (8%)	2 (1%)	11	41
29	DH	172/180 (96%)	158 (92%)	12 (7%)	2 (1%)	11	41
30	BI	144/148 (97%)	114 (79%)	27 (19%)	3 (2%)	5	28
30	DI	144/148 (97%)	113 (78%)	29 (20%)	2 (1%)	9	37
31	BN	138/140 (99%)	128 (93%)	6 (4%)	4 (3%)	3	20
31	DN	138/140 (99%)	126 (91%)	7 (5%)	5 (4%)	3	16
32	BO	120/122 (98%)	113 (94%)	7 (6%)	0	100	100
32	DO	120/122 (98%)	112 (93%)	8 (7%)	0	100	100
33	BP	147/150 (98%)	134 (91%)	12 (8%)	1 (1%)	19	54
33	DP	147/150 (98%)	134 (91%)	13 (9%)	0	100	100
34	BQ	139/141 (99%)	127 (91%)	12 (9%)	0	100	100
34	DQ	139/141 (99%)	125 (90%)	14 (10%)	0	100	100
35	BR	116/118 (98%)	110 (95%)	6 (5%)	0	100	100
35	DR	116/118 (98%)	112 (97%)	4 (3%)	0	100	100
36	BS	108/112 (96%)	96 (89%)	11 (10%)	1 (1%)	14	49
36	DS	108/112 (96%)	97 (90%)	10 (9%)	1 (1%)	14	49
37	BT	129/146 (88%)	125 (97%)	4 (3%)	0	100	100
37	DT	129/146 (88%)	126 (98%)	3 (2%)	0	100	100
38	BU	114/118 (97%)	113 (99%)	1 (1%)	0	100	100
38	DU	114/118 (97%)	113 (99%)	1 (1%)	0	100	100

Continued on next page...

Continued from previous page...

Mol	Chain	Analysed	Favoured	Allowed	Outliers	Percentiles	
39	BV	98/101 (97%)	93 (95%)	5 (5%)	0	100	100
39	DV	99/101 (98%)	94 (95%)	5 (5%)	0	100	100
40	BW	110/113 (97%)	106 (96%)	4 (4%)	0	100	100
40	DW	110/113 (97%)	106 (96%)	4 (4%)	0	100	100
41	BX	93/96 (97%)	88 (95%)	5 (5%)	0	100	100
41	DX	93/96 (97%)	88 (95%)	5 (5%)	0	100	100
42	BY	105/110 (96%)	94 (90%)	9 (9%)	2 (2%)	6	31
42	DY	105/110 (96%)	95 (90%)	8 (8%)	2 (2%)	6	31
43	BZ	196/206 (95%)	178 (91%)	15 (8%)	3 (2%)	8	36
43	DZ	196/206 (95%)	177 (90%)	16 (8%)	3 (2%)	8	36
44	B0	74/85 (87%)	71 (96%)	3 (4%)	0	100	100
44	D0	74/85 (87%)	71 (96%)	3 (4%)	0	100	100
45	B1	95/98 (97%)	93 (98%)	2 (2%)	0	100	100
45	D1	95/98 (97%)	93 (98%)	1 (1%)	1 (1%)	12	44
46	B2	68/72 (94%)	65 (96%)	3 (4%)	0	100	100
46	D2	68/72 (94%)	65 (96%)	3 (4%)	0	100	100
47	B3	57/60 (95%)	53 (93%)	4 (7%)	0	100	100
47	D3	57/60 (95%)	53 (93%)	4 (7%)	0	100	100
48	B4	44/71 (62%)	37 (84%)	7 (16%)	0	100	100
48	D4	44/71 (62%)	38 (86%)	6 (14%)	0	100	100
49	B5	57/60 (95%)	52 (91%)	5 (9%)	0	100	100
49	D5	57/60 (95%)	52 (91%)	5 (9%)	0	100	100
50	B6	51/54 (94%)	49 (96%)	2 (4%)	0	100	100
50	D6	51/54 (94%)	49 (96%)	2 (4%)	0	100	100
51	B7	46/49 (94%)	44 (96%)	1 (2%)	1 (2%)	5	27
51	D7	46/49 (94%)	45 (98%)	0	1 (2%)	5	27
52	B8	62/65 (95%)	59 (95%)	2 (3%)	1 (2%)	8	34
52	D8	62/65 (95%)	59 (95%)	1 (2%)	2 (3%)	3	19
53	B9	34/37 (92%)	34 (100%)	0	0	100	100
53	D9	34/37 (92%)	34 (100%)	0	0	100	100
All	All	11473/12250 (94%)	10289 (90%)	1089 (10%)	95 (1%)	16	51

All (95) Ramachandran outliers are listed below:

Mol	Chain	Res	Type
13	AM	91	ARG
33	BP	27	HIS
12	CL	92	ASP
31	DN	23	LEU
31	DN	24	GLY
52	D8	34	TRP
52	D8	35	GLN
2	AB	129	GLU
9	AI	102	LEU
20	AT	100	ILE
27	BF	90	PHE
30	BI	113	ARG
31	BN	23	LEU
42	BY	103	GLY
52	B8	35	GLN
2	CB	129	GLU
16	CP	53	VAL
19	CS	47	HIS
20	CT	100	ILE
22	CV	27	GLU
27	DF	89	VAL
30	DI	117	GLU
16	AP	53	VAL
16	AP	79	VAL
31	BN	5	VAL
10	CJ	56	HIS
13	CM	5	ALA
42	DY	103	GLY
2	AB	9	GLU
13	AM	90	LEU
14	AN	35	ARG
19	AS	52	TYR
29	BH	65	HIS
30	BI	85	GLU
31	BN	4	TYR
31	BN	19	GLU
2	CB	9	GLU
16	CP	79	VAL
20	CT	10	LEU
22	CV	30	PRO
29	DH	65	HIS
29	DH	92	ILE

Continued on next page...

Continued from previous page...

Mol	Chain	Res	Type
31	DN	4	TYR
31	DN	5	VAL
31	DN	19	GLU
7	AG	54	THR
12	AL	28	LYS
14	AN	26	ARG
14	AN	59	ALA
20	AT	10	LEU
29	BH	92	ILE
51	B7	46	VAL
9	CI	23	ASN
9	CI	56	LEU
10	CJ	57	LYS
12	CL	28	LYS
14	CN	59	ALA
19	CS	12	ASP
19	CS	67	VAL
45	D1	3	LYS
51	D7	46	VAL
5	AE	132	ALA
7	AG	112	PRO
9	AI	103	THR
10	AJ	35	SER
26	BE	52	LEU
43	BZ	193	GLU
4	CD	7	PRO
7	CG	112	PRO
26	DE	52	LEU
28	DG	171	ALA
10	AJ	34	VAL
26	BE	72	VAL
25	DD	3	VAL
26	DE	72	VAL
30	DI	107	VAL
4	AD	7	PRO
4	AD	178	VAL
25	BD	3	VAL
36	BS	85	VAL
4	CD	178	VAL
22	CV	53	VAL
43	BZ	161	VAL
43	DZ	161	VAL

Continued on next page...

Continued from previous page...

Mol	Chain	Res	Type
43	DZ	193	GLU
13	AM	40	ASN
42	BY	3	VAL
43	BZ	39	VAL
7	CG	55	GLY
36	DS	85	VAL
42	DY	3	VAL
30	BI	107	VAL
43	DZ	39	VAL
20	AT	98	PRO
20	CT	98	PRO

5.3.2 Protein sidechains [i](#)

In the following table, the Percentiles column shows the percent sidechain outliers of the chain as a percentile score with respect to all X-ray entries followed by that with respect to entries of similar resolution.

The Analysed column shows the number of residues for which the sidechain conformation was analysed, and the total number of residues.

Mol	Chain	Analysed	Rotameric	Outliers	Percentiles	
2	AB	177/220 (80%)	135 (76%)	42 (24%)	0	3
2	CB	177/220 (80%)	135 (76%)	42 (24%)	0	3
3	AC	114/188 (61%)	74 (65%)	40 (35%)	0	1
3	CC	114/188 (61%)	78 (68%)	36 (32%)	0	1
4	AD	141/181 (78%)	113 (80%)	28 (20%)	1	6
4	CD	141/181 (78%)	114 (81%)	27 (19%)	1	7
5	AE	108/123 (88%)	84 (78%)	24 (22%)	1	4
5	CE	108/123 (88%)	84 (78%)	24 (22%)	1	4
6	AF	76/90 (84%)	68 (90%)	8 (10%)	5	23
6	CF	76/90 (84%)	69 (91%)	7 (9%)	7	29
7	AG	103/127 (81%)	68 (66%)	35 (34%)	0	1
7	CG	103/127 (81%)	77 (75%)	26 (25%)	0	2
8	AH	103/119 (87%)	83 (81%)	20 (19%)	1	6
8	CH	103/119 (87%)	84 (82%)	19 (18%)	1	7
9	AI	62/99 (63%)	49 (79%)	13 (21%)	1	4

Continued on next page...

Continued from previous page...

Mol	Chain	Analysed	Rotameric	Outliers	Percentiles	
9	CI	62/99 (63%)	48 (77%)	14 (23%)	1	3
10	AJ	53/92 (58%)	41 (77%)	12 (23%)	1	3
10	CJ	53/92 (58%)	39 (74%)	14 (26%)	0	2
11	AK	81/99 (82%)	70 (86%)	11 (14%)	3	14
11	CK	81/99 (82%)	70 (86%)	11 (14%)	3	14
12	AL	91/109 (84%)	80 (88%)	11 (12%)	4	18
12	CL	91/109 (84%)	79 (87%)	12 (13%)	3	15
13	AM	64/101 (63%)	45 (70%)	19 (30%)	0	1
13	CM	64/101 (63%)	49 (77%)	15 (23%)	0	3
14	AN	46/50 (92%)	37 (80%)	9 (20%)	1	6
14	CN	46/50 (92%)	33 (72%)	13 (28%)	0	1
15	AO	77/80 (96%)	70 (91%)	7 (9%)	7	30
15	CO	77/80 (96%)	71 (92%)	6 (8%)	10	36
16	AP	63/74 (85%)	47 (75%)	16 (25%)	0	2
16	CP	63/74 (85%)	47 (75%)	16 (25%)	0	2
17	AQ	94/97 (97%)	80 (85%)	14 (15%)	2	12
17	CQ	94/97 (97%)	80 (85%)	14 (15%)	2	12
18	AR	49/77 (64%)	43 (88%)	6 (12%)	4	18
18	CR	49/77 (64%)	42 (86%)	7 (14%)	2	13
19	AS	43/80 (54%)	24 (56%)	19 (44%)	0	0
19	CS	43/80 (54%)	32 (74%)	11 (26%)	0	2
20	AT	65/82 (79%)	56 (86%)	9 (14%)	3	14
20	CT	65/82 (79%)	55 (85%)	10 (15%)	2	11
21	AU	18/22 (82%)	11 (61%)	7 (39%)	0	0
21	CU	18/22 (82%)	13 (72%)	5 (28%)	0	1
22	AV	16/50 (32%)	13 (81%)	3 (19%)	1	7
22	CV	21/50 (42%)	14 (67%)	7 (33%)	0	1
25	BD	215/218 (99%)	181 (84%)	34 (16%)	2	10
25	DD	215/218 (99%)	180 (84%)	35 (16%)	2	9
26	BE	163/166 (98%)	138 (85%)	25 (15%)	2	11
26	DE	163/166 (98%)	135 (83%)	28 (17%)	1	8

Continued on next page...

Continued from previous page...

Mol	Chain	Analysed	Rotameric	Outliers	Percentiles	
27	BF	159/166 (96%)	133 (84%)	26 (16%)	2	9
27	DF	159/166 (96%)	133 (84%)	26 (16%)	2	9
28	BG	128/156 (82%)	106 (83%)	22 (17%)	1	8
28	DG	128/156 (82%)	106 (83%)	22 (17%)	1	8
29	BH	141/148 (95%)	127 (90%)	14 (10%)	6	26
29	DH	141/148 (95%)	127 (90%)	14 (10%)	6	26
30	BI	99/124 (80%)	75 (76%)	24 (24%)	0	3
30	DI	98/124 (79%)	67 (68%)	31 (32%)	0	1
31	BN	117/119 (98%)	92 (79%)	25 (21%)	1	4
31	DN	117/119 (98%)	93 (80%)	24 (20%)	1	5
32	BO	98/100 (98%)	90 (92%)	8 (8%)	9	34
32	DO	98/100 (98%)	90 (92%)	8 (8%)	9	34
33	BP	114/116 (98%)	98 (86%)	16 (14%)	3	13
33	DP	114/116 (98%)	100 (88%)	14 (12%)	4	18
34	BQ	111/111 (100%)	95 (86%)	16 (14%)	2	13
34	DQ	111/111 (100%)	96 (86%)	15 (14%)	3	14
35	BR	101/101 (100%)	82 (81%)	19 (19%)	1	7
35	DR	101/101 (100%)	83 (82%)	18 (18%)	1	8
36	BS	84/88 (96%)	69 (82%)	15 (18%)	1	8
36	DS	84/88 (96%)	72 (86%)	12 (14%)	2	13
37	BT	110/127 (87%)	95 (86%)	15 (14%)	3	14
37	DT	110/127 (87%)	92 (84%)	18 (16%)	2	9
38	BU	93/94 (99%)	84 (90%)	9 (10%)	6	27
38	DU	93/94 (99%)	84 (90%)	9 (10%)	6	27
39	BV	79/82 (96%)	62 (78%)	17 (22%)	1	4
39	DV	80/82 (98%)	64 (80%)	16 (20%)	1	5
40	BW	89/92 (97%)	78 (88%)	11 (12%)	4	17
40	DW	89/92 (97%)	76 (85%)	13 (15%)	2	12
41	BX	75/78 (96%)	70 (93%)	5 (7%)	13	43
41	DX	75/78 (96%)	70 (93%)	5 (7%)	13	43
42	BY	80/91 (88%)	66 (82%)	14 (18%)	1	8

Continued on next page...

Continued from previous page...

Mol	Chain	Analysed	Rotameric	Outliers	Percentiles	
42	DY	80/91 (88%)	63 (79%)	17 (21%)	1	4
43	BZ	159/179 (89%)	141 (89%)	18 (11%)	4	21
43	DZ	159/179 (89%)	141 (89%)	18 (11%)	4	21
44	B0	59/67 (88%)	54 (92%)	5 (8%)	8	33
44	D0	59/67 (88%)	54 (92%)	5 (8%)	8	33
45	B1	78/83 (94%)	67 (86%)	11 (14%)	3	13
45	D1	78/83 (94%)	67 (86%)	11 (14%)	3	13
46	B2	65/67 (97%)	59 (91%)	6 (9%)	7	29
46	D2	65/67 (97%)	58 (89%)	7 (11%)	5	22
47	B3	49/52 (94%)	43 (88%)	6 (12%)	4	18
47	D3	49/52 (94%)	42 (86%)	7 (14%)	2	13
48	B4	39/63 (62%)	29 (74%)	10 (26%)	0	2
48	D4	39/63 (62%)	29 (74%)	10 (26%)	0	2
49	B5	50/52 (96%)	45 (90%)	5 (10%)	6	25
49	D5	50/52 (96%)	45 (90%)	5 (10%)	6	25
50	B6	50/52 (96%)	39 (78%)	11 (22%)	1	4
50	D6	50/52 (96%)	37 (74%)	13 (26%)	0	2
51	B7	41/42 (98%)	32 (78%)	9 (22%)	1	4
51	D7	41/42 (98%)	34 (83%)	7 (17%)	1	8
52	B8	52/55 (94%)	43 (83%)	9 (17%)	1	8
52	D8	52/55 (94%)	43 (83%)	9 (17%)	1	8
53	B9	32/34 (94%)	29 (91%)	3 (9%)	7	28
53	D9	32/34 (94%)	29 (91%)	3 (9%)	7	28
All	All	8753/10166 (86%)	7236 (83%)	1517 (17%)	1	8

All (1517) residues with a non-rotameric sidechain are listed below:

Mol	Chain	Res	Type
2	AB	15	VAL
2	AB	17	PHE
2	AB	21	ARG
2	AB	32	ILE
2	AB	37	ASN
2	AB	45	GLN

Continued on next page...

Continued from previous page...

Mol	Chain	Res	Type
2	AB	47	THR
2	AB	49	GLU
2	AB	51	LEU
2	AB	58	ILE
2	AB	67	THR
2	AB	69	LEU
2	AB	75	LYS
2	AB	80	ILE
2	AB	87	ARG
2	AB	93	VAL
2	AB	94	ASN
2	AB	114	ARG
2	AB	119	GLU
2	AB	122	PHE
2	AB	130	ARG
2	AB	139	LYS
2	AB	140	HIS
2	AB	145	LEU
2	AB	149	LEU
2	AB	157	ARG
2	AB	158	LEU
2	AB	163	PHE
2	AB	169	LYS
2	AB	170	GLU
2	AB	172	ILE
2	AB	187	LEU
2	AB	189	ASP
2	AB	191	ASP
2	AB	200	ILE
2	AB	206	ASP
2	AB	214	ILE
2	AB	215	LEU
2	AB	224	GLN
2	AB	226	ARG
2	AB	231	GLU
2	AB	233	SER
3	AC	3	ASN
3	AC	8	ILE
3	AC	11	ARG
3	AC	15	THR
3	AC	17	ASP
3	AC	19	GLU

Continued on next page...

Continued from previous page...

Mol	Chain	Res	Type
3	AC	22	TRP
3	AC	26	LYS
3	AC	30	ARG
3	AC	32	LEU
3	AC	34	LEU
3	AC	36	ASP
3	AC	37	GLN
3	AC	43	LEU
3	AC	48	TYR
3	AC	49	SER
3	AC	52	LEU
3	AC	57	ILE
3	AC	67	THR
3	AC	69	HIS
3	AC	103	VAL
3	AC	104	GLN
3	AC	110	ASN
3	AC	111	LEU
3	AC	125	GLU
3	AC	127	ARG
3	AC	134	ILE
3	AC	136	GLN
3	AC	140	ARG
3	AC	162	GLN
3	AC	173	VAL
3	AC	175	LEU
3	AC	178	LEU
3	AC	179	ARG
3	AC	181	ASN
3	AC	186	PHE
3	AC	192	THR
3	AC	193	TYR
3	AC	195	VAL
3	AC	196	LEU
4	AD	11	LEU
4	AD	22	LYS
4	AD	34	GLU
4	AD	36	ARG
4	AD	57	ARG
4	AD	58	LEU
4	AD	73	ARG
4	AD	77	ASN

Continued on next page...

Continued from previous page...

Mol	Chain	Res	Type
4	AD	79	PHE
4	AD	83	SER
4	AD	97	LEU
4	AD	104	VAL
4	AD	105	VAL
4	AD	106	TYR
4	AD	107	ARG
4	AD	110	PHE
4	AD	126	ILE
4	AD	127	THR
4	AD	135	LEU
4	AD	137	SER
4	AD	138	TYR
4	AD	158	ILE
4	AD	160	GLN
4	AD	181	MET
4	AD	188	LEU
4	AD	193	ASP
4	AD	196	LEU
4	AD	200	GLU
5	AE	5	ASP
5	AE	6	PHE
5	AE	12	LEU
5	AE	16	THR
5	AE	20	GLN
5	AE	34	VAL
5	AE	37	ARG
5	AE	41	VAL
5	AE	47	LYS
5	AE	53	LEU
5	AE	60	TYR
5	AE	75	THR
5	AE	76	ILE
5	AE	78	HIS
5	AE	79	GLU
5	AE	82	VAL
5	AE	89	ILE
5	AE	91	LEU
5	AE	117	ASP
5	AE	121	LYS
5	AE	137	GLU
5	AE	144	THR

Continued on next page...

Continued from previous page...

Mol	Chain	Res	Type
5	AE	147	ASP
5	AE	149	GLU
6	AF	22	GLU
6	AF	36	ARG
6	AF	43	LEU
6	AF	45	LEU
6	AF	55	ASP
6	AF	69	GLU
6	AF	82	ARG
6	AF	83	ASP
7	AG	4	ARG
7	AG	10	ARG
7	AG	16	LEU
7	AG	18	TYR
7	AG	22	LEU
7	AG	24	THR
7	AG	31	MET
7	AG	37	ASN
7	AG	38	LEU
7	AG	41	ARG
7	AG	43	PHE
7	AG	44	TYR
7	AG	47	CYS
7	AG	51	GLN
7	AG	56	GLN
7	AG	57	GLU
7	AG	69	VAL
7	AG	72	ARG
7	AG	74	GLU
7	AG	75	VAL
7	AG	80	VAL
7	AG	92	SER
7	AG	101	LEU
7	AG	113	GLU
7	AG	118	VAL
7	AG	137	LYS
7	AG	138	LYS
7	AG	140	ASP
7	AG	141	VAL
7	AG	142	GLU
7	AG	143	ARG
7	AG	144	MET

Continued on next page...

Continued from previous page...

Mol	Chain	Res	Type
7	AG	146	GLU
7	AG	153	HIS
7	AG	156	TRP
8	AH	3	THR
8	AH	8	ASP
8	AH	19	VAL
8	AH	21	LYS
8	AH	24	THR
8	AH	25	ASP
8	AH	42	GLU
8	AH	45	ILE
8	AH	49	GLU
8	AH	54	ASP
8	AH	78	GLN
8	AH	84	ARG
8	AH	85	ARG
8	AH	91	ARG
8	AH	95	VAL
8	AH	109	ILE
8	AH	112	LEU
8	AH	114	THR
8	AH	125	ARG
8	AH	137	VAL
9	AI	3	GLN
9	AI	7	THR
9	AI	9	ARG
9	AI	29	ASN
9	AI	38	GLN
9	AI	59	PHE
9	AI	71	SER
9	AI	83	ARG
9	AI	88	TYR
9	AI	99	LEU
9	AI	104	ARG
9	AI	105	ASP
9	AI	110	GLU
10	AJ	8	LEU
10	AJ	9	ARG
10	AJ	13	HIS
10	AJ	16	LEU
10	AJ	21	GLN
10	AJ	34	VAL

Continued on next page...

Continued from previous page...

Mol	Chain	Res	Type
10	AJ	38	ILE
10	AJ	43	ARG
10	AJ	48	THR
10	AJ	55	LYS
10	AJ	67	THR
10	AJ	97	GLU
11	AK	14	VAL
11	AK	38	ASN
11	AK	48	ILE
11	AK	93	GLN
11	AK	95	ILE
11	AK	96	ARG
11	AK	107	SER
11	AK	109	VAL
11	AK	116	HIS
11	AK	119	CYS
11	AK	126	ARG
12	AL	6	THR
12	AL	33	ARG
12	AL	43	VAL
12	AL	44	THR
12	AL	53	ARG
12	AL	67	THR
12	AL	70	ILE
12	AL	102	ARG
12	AL	104	VAL
12	AL	118	SER
12	AL	123	LYS
13	AM	15	VAL
13	AM	16	ASP
13	AM	17	VAL
13	AM	19	LEU
13	AM	20	THR
13	AM	43	THR
13	AM	53	VAL
13	AM	55	ARG
13	AM	56	LEU
13	AM	64	TRP
13	AM	66	LEU
13	AM	70	LEU
13	AM	74	VAL
13	AM	86	CYS

Continued on next page...

Continued from previous page...

Mol	Chain	Res	Type
13	AM	101	GLN
13	AM	103	THR
13	AM	105	THR
13	AM	110	ARG
13	AM	114	ARG
14	AN	4	LYS
14	AN	7	ILE
14	AN	13	THR
14	AN	18	VAL
14	AN	25	VAL
14	AN	40	CYS
14	AN	41	ARG
14	AN	44	LEU
14	AN	57	ARG
15	AO	3	ILE
15	AO	35	ARG
15	AO	39	LEU
15	AO	41	GLU
15	AO	62	GLN
15	AO	72	ARG
15	AO	87	ILE
16	AP	1	MET
16	AP	2	VAL
16	AP	3	LYS
16	AP	6	LEU
16	AP	8	ARG
16	AP	28	ARG
16	AP	43	LYS
16	AP	45	THR
16	AP	47	ASP
16	AP	52	ASP
16	AP	54	GLU
16	AP	62	VAL
16	AP	67	THR
16	AP	69	THR
16	AP	71	ARG
16	AP	76	GLN
17	AQ	9	VAL
17	AQ	11	VAL
17	AQ	34	LYS
17	AQ	45	HIS
17	AQ	48	GLU

Continued on next page...

Continued from previous page...

Mol	Chain	Res	Type
17	AQ	52	LYS
17	AQ	53	LEU
17	AQ	59	ILE
17	AQ	63	ARG
17	AQ	68	ARG
17	AQ	72	ARG
17	AQ	82	MET
17	AQ	93	GLN
17	AQ	97	SER
18	AR	31	LEU
18	AR	32	ARG
18	AR	36	ASN
18	AR	53	ARG
18	AR	76	LEU
18	AR	83	GLU
19	AS	14	HIS
19	AS	20	LEU
19	AS	31	ILE
19	AS	36	ARG
19	AS	37	ARG
19	AS	38	SER
19	AS	43	GLU
19	AS	44	MET
19	AS	47	HIS
19	AS	49	ILE
19	AS	52	TYR
19	AS	53	ASN
19	AS	57	HIS
19	AS	61	TYR
19	AS	62	ILE
19	AS	67	VAL
19	AS	74	PHE
19	AS	81	ARG
19	AS	83	HIS
20	AT	10	LEU
20	AT	13	LEU
20	AT	22	ARG
20	AT	24	LEU
20	AT	30	LYS
20	AT	41	ILE
20	AT	50	GLU
20	AT	72	LEU

Continued on next page...

Continued from previous page...

Mol	Chain	Res	Type
20	AT	93	GLU
21	AU	6	ARG
21	AU	9	ARG
21	AU	10	ARG
21	AU	12	LYS
21	AU	14	TRP
21	AU	15	ARG
21	AU	20	LYS
22	AV	4	GLN
22	AV	7	ASP
22	AV	54	MET
25	BD	12	SER
25	BD	13	ARG
25	BD	25	THR
25	BD	32	SER
25	BD	35	LYS
25	BD	37	LEU
25	BD	39	LYS
25	BD	61	LEU
25	BD	89	SER
25	BD	94	LEU
25	BD	99	ASP
25	BD	101	GLU
25	BD	103	ARG
25	BD	106	ILE
25	BD	126	GLN
25	BD	138	VAL
25	BD	141	VAL
25	BD	147	LEU
25	BD	150	LYS
25	BD	155	LEU
25	BD	165	ILE
25	BD	173	VAL
25	BD	192	THR
25	BD	193	VAL
25	BD	211	ARG
25	BD	212	SER
25	BD	217	ARG
25	BD	221	VAL
25	BD	229	VAL
25	BD	242	ARG
25	BD	257	LEU

Continued on next page...

Continued from previous page...

Mol	Chain	Res	Type
25	BD	259	THR
25	BD	260	ARG
25	BD	274	ARG
26	BE	9	VAL
26	BE	12	THR
26	BE	21	VAL
26	BE	24	THR
26	BE	34	VAL
26	BE	49	LEU
26	BE	52	LEU
26	BE	54	GLN
26	BE	78	LEU
26	BE	82	ARG
26	BE	89	ASP
26	BE	93	VAL
26	BE	111	ARG
26	BE	113	PHE
26	BE	116	VAL
26	BE	119	ARG
26	BE	144	ARG
26	BE	152	LYS
26	BE	154	LYS
26	BE	170	LEU
26	BE	175	VAL
26	BE	179	GLU
26	BE	181	LEU
26	BE	182	LEU
26	BE	184	VAL
27	BF	15	SER
27	BF	18	ARG
27	BF	20	LEU
27	BF	24	LEU
27	BF	33	LEU
27	BF	46	ARG
27	BF	50	SER
27	BF	53	THR
27	BF	57	VAL
27	BF	60	SER
27	BF	74	ARG
27	BF	77	ASP
27	BF	82	ILE
27	BF	88	VAL

Continued on next page...

Continued from previous page...

Mol	Chain	Res	Type
27	BF	96	ASP
27	BF	106	ARG
27	BF	110	LEU
27	BF	133	ASN
27	BF	135	LYS
27	BF	140	LEU
27	BF	158	THR
27	BF	175	THR
27	BF	183	VAL
27	BF	192	LEU
27	BF	197	ASP
27	BF	201	VAL
28	BG	3	LEU
28	BG	13	GLU
28	BG	20	ILE
28	BG	21	ARG
28	BG	31	VAL
28	BG	33	ARG
28	BG	43	LEU
28	BG	88	ILE
28	BG	96	ARG
28	BG	117	PHE
28	BG	135	LEU
28	BG	138	GLN
28	BG	143	GLU
28	BG	145	THR
28	BG	146	TYR
28	BG	148	MET
28	BG	149	VAL
28	BG	150	ASP
28	BG	153	ARG
28	BG	159	VAL
28	BG	161	THR
28	BG	170	ARG
29	BH	7	LEU
29	BH	15	VAL
29	BH	16	SER
29	BH	69	ARG
29	BH	70	THR
29	BH	88	LEU
29	BH	98	LEU
29	BH	106	THR

Continued on next page...

Continued from previous page...

Mol	Chain	Res	Type
29	BH	122	THR
29	BH	129	THR
29	BH	132	ARG
29	BH	139	GLN
29	BH	153	LYS
29	BH	171	LEU
30	BI	1	MET
30	BI	7	GLU
30	BI	9	LEU
30	BI	12	LEU
30	BI	15	VAL
30	BI	44	LEU
30	BI	47	LEU
30	BI	54	GLN
30	BI	61	ARG
30	BI	68	LEU
30	BI	75	LEU
30	BI	77	LEU
30	BI	85	GLU
30	BI	92	VAL
30	BI	93	THR
30	BI	102	SER
30	BI	108	THR
30	BI	116	LEU
30	BI	117	GLU
30	BI	127	VAL
30	BI	129	THR
30	BI	130	TYR
30	BI	140	LEU
30	BI	142	VAL
31	BN	2	LYS
31	BN	9	VAL
31	BN	12	ARG
31	BN	15	LEU
31	BN	28	THR
31	BN	33	LEU
31	BN	34	LEU
31	BN	43	THR
31	BN	46	VAL
31	BN	48	MET
31	BN	55	VAL
31	BN	58	ASP

Continued on next page...

Continued from previous page...

Mol	Chain	Res	Type
31	BN	62	VAL
31	BN	63	THR
31	BN	67	LEU
31	BN	73	THR
31	BN	87	LEU
31	BN	93	THR
31	BN	97	ARG
31	BN	99	LEU
31	BN	120	LEU
31	BN	131	GLN
31	BN	133	GLN
31	BN	137	LYS
31	BN	138	LEU
32	BO	8	LEU
32	BO	21	CYS
32	BO	26	LYS
32	BO	28	SER
32	BO	42	SER
32	BO	77	ILE
32	BO	94	ARG
32	BO	113	LYS
33	BP	21	ARG
33	BP	33	ARG
33	BP	42	SER
33	BP	45	LEU
33	BP	55	ARG
33	BP	59	LEU
33	BP	64	LYS
33	BP	70	GLN
33	BP	86	LYS
33	BP	98	GLU
33	BP	106	LEU
33	BP	112	LEU
33	BP	117	GLU
33	BP	125	VAL
33	BP	133	SER
33	BP	147	LEU
34	BQ	1	MET
34	BQ	5	ARG
34	BQ	7	MET
34	BQ	8	LYS
34	BQ	16	ARG

Continued on next page...

Continued from previous page...

Mol	Chain	Res	Type
34	BQ	21	THR
34	BQ	25	ASP
34	BQ	45	GLN
34	BQ	55	VAL
34	BQ	56	ARG
34	BQ	75	THR
34	BQ	79	LEU
34	BQ	109	VAL
34	BQ	119	ARG
34	BQ	127	ILE
34	BQ	138	ASP
35	BR	6	SER
35	BR	14	SER
35	BR	18	LEU
35	BR	28	LEU
35	BR	29	LEU
35	BR	33	ARG
35	BR	36	THR
35	BR	44	LEU
35	BR	48	VAL
35	BR	54	LEU
35	BR	60	LEU
35	BR	65	LEU
35	BR	67	LEU
35	BR	75	LEU
35	BR	79	LEU
35	BR	91	GLN
35	BR	95	THR
35	BR	100	LEU
35	BR	111	LEU
36	BS	3	ARG
36	BS	11	LYS
36	BS	14	VAL
36	BS	19	LYS
36	BS	20	ARG
36	BS	25	ARG
36	BS	36	TYR
36	BS	42	ASP
36	BS	50	SER
36	BS	54	LEU
36	BS	67	ARG
36	BS	69	VAL

Continued on next page...

Continued from previous page...

Mol	Chain	Res	Type
36	BS	98	VAL
36	BS	110	LEU
36	BS	111	GLU
37	BT	1	MET
37	BT	6	LEU
37	BT	13	ARG
37	BT	16	ARG
37	BT	23	ARG
37	BT	39	ARG
37	BT	49	VAL
37	BT	53	ARG
37	BT	59	THR
37	BT	74	ARG
37	BT	82	LEU
37	BT	93	ARG
37	BT	96	ARG
37	BT	107	ASP
37	BT	118	ARG
38	BU	8	VAL
38	BU	31	SER
38	BU	36	ARG
38	BU	58	ARG
38	BU	60	LEU
38	BU	74	LEU
38	BU	83	LEU
38	BU	104	GLN
38	BU	108	GLU
39	BV	5	VAL
39	BV	7	THR
39	BV	18	LEU
39	BV	28	GLU
39	BV	33	VAL
39	BV	35	LEU
39	BV	38	LEU
39	BV	46	VAL
39	BV	51	VAL
39	BV	57	VAL
39	BV	61	VAL
39	BV	62	LEU
39	BV	72	VAL
39	BV	73	SER
39	BV	79	VAL

Continued on next page...

Continued from previous page...

Mol	Chain	Res	Type
39	BV	89	GLN
39	BV	95	LEU
40	BW	11	ARG
40	BW	15	ARG
40	BW	17	VAL
40	BW	23	LEU
40	BW	27	LYS
40	BW	51	LEU
40	BW	60	ASN
40	BW	67	ASP
40	BW	98	LYS
40	BW	100	THR
40	BW	107	LEU
41	BX	23	GLU
41	BX	35	THR
41	BX	45	THR
41	BX	52	VAL
41	BX	57	LEU
42	BY	2	ARG
42	BY	5	MET
42	BY	6	HIS
42	BY	7	VAL
42	BY	23	ARG
42	BY	31	LEU
42	BY	44	ILE
42	BY	55	TYR
42	BY	72	VAL
42	BY	85	VAL
42	BY	90	LEU
42	BY	92	ASN
42	BY	97	ARG
42	BY	99	CYS
43	BZ	3	TYR
43	BZ	11	GLU
43	BZ	19	ARG
43	BZ	20	ARG
43	BZ	31	ARG
43	BZ	41	LEU
43	BZ	42	VAL
43	BZ	72	ARG
43	BZ	76	LEU
43	BZ	80	ARG

Continued on next page...

Continued from previous page...

Mol	Chain	Res	Type
43	BZ	86	VAL
43	BZ	112	ARG
43	BZ	126	VAL
43	BZ	132	ASN
43	BZ	133	ILE
43	BZ	155	LEU
43	BZ	156	LYS
43	BZ	170	THR
44	B0	20	ARG
44	B0	43	THR
44	B0	46	LYS
44	B0	55	ARG
44	B0	63	VAL
45	B1	4	VAL
45	B1	20	ARG
45	B1	21	ARG
45	B1	30	VAL
45	B1	35	THR
45	B1	40	ARG
45	B1	58	ILE
45	B1	59	THR
45	B1	62	VAL
45	B1	82	LEU
45	B1	95	LEU
46	B2	27	GLU
46	B2	30	ARG
46	B2	32	LEU
46	B2	40	SER
46	B2	53	LEU
46	B2	55	ARG
47	B3	6	VAL
47	B3	8	LEU
47	B3	23	LEU
47	B3	24	LYS
47	B3	30	ARG
47	B3	40	THR
48	B4	14	ILE
48	B4	16	CYS
48	B4	18	CYS
48	B4	20	ASN
48	B4	34	GLU
48	B4	35	VAL

Continued on next page...

Continued from previous page...

Mol	Chain	Res	Type
48	B4	37	SER
48	B4	39	CYS
48	B4	43	TYR
48	B4	44	THR
49	B5	16	ARG
49	B5	29	THR
49	B5	37	LYS
49	B5	40	LYS
49	B5	55	ARG
50	B6	6	ARG
50	B6	14	THR
50	B6	18	ARG
50	B6	23	THR
50	B6	28	ARG
50	B6	33	LYS
50	B6	35	GLU
50	B6	40	CYS
50	B6	44	ARG
50	B6	48	VAL
50	B6	49	HIS
51	B7	1	MET
51	B7	4	THR
51	B7	8	ASN
51	B7	10	ARG
51	B7	12	ARG
51	B7	24	THR
51	B7	32	LYS
51	B7	43	THR
51	B7	47	ARG
52	B8	26	LYS
52	B8	27	THR
52	B8	29	LYS
52	B8	30	ARG
52	B8	31	HIS
52	B8	32	LEU
52	B8	37	SER
52	B8	58	ILE
52	B8	59	LYS
53	B9	17	ILE
53	B9	25	VAL
53	B9	26	ILE
2	CB	15	VAL

Continued on next page...

Continued from previous page...

Mol	Chain	Res	Type
2	CB	17	PHE
2	CB	21	ARG
2	CB	32	ILE
2	CB	37	ASN
2	CB	45	GLN
2	CB	47	THR
2	CB	49	GLU
2	CB	51	LEU
2	CB	58	ILE
2	CB	67	THR
2	CB	69	LEU
2	CB	75	LYS
2	CB	80	ILE
2	CB	87	ARG
2	CB	93	VAL
2	CB	94	ASN
2	CB	114	ARG
2	CB	119	GLU
2	CB	122	PHE
2	CB	130	ARG
2	CB	139	LYS
2	CB	140	HIS
2	CB	145	LEU
2	CB	149	LEU
2	CB	157	ARG
2	CB	158	LEU
2	CB	163	PHE
2	CB	169	LYS
2	CB	170	GLU
2	CB	172	ILE
2	CB	187	LEU
2	CB	189	ASP
2	CB	191	ASP
2	CB	200	ILE
2	CB	206	ASP
2	CB	214	ILE
2	CB	215	LEU
2	CB	224	GLN
2	CB	226	ARG
2	CB	231	GLU
2	CB	233	SER
3	CC	5	ILE

Continued on next page...

Continued from previous page...

Mol	Chain	Res	Type
3	CC	6	HIS
3	CC	8	ILE
3	CC	12	LEU
3	CC	18	TRP
3	CC	30	ARG
3	CC	31	HIS
3	CC	32	LEU
3	CC	33	LEU
3	CC	34	LEU
3	CC	36	ASP
3	CC	37	GLN
3	CC	46	GLU
3	CC	48	TYR
3	CC	49	SER
3	CC	52	LEU
3	CC	55	VAL
3	CC	58	GLU
3	CC	59	ARG
3	CC	102	ASN
3	CC	111	LEU
3	CC	118	GLN
3	CC	131	ARG
3	CC	136	GLN
3	CC	150	LYS
3	CC	152	ILE
3	CC	170	GLN
3	CC	172	ARG
3	CC	173	VAL
3	CC	175	LEU
3	CC	178	LEU
3	CC	179	ARG
3	CC	182	ILE
3	CC	188	LEU
3	CC	192	THR
3	CC	193	TYR
4	CD	11	LEU
4	CD	22	LYS
4	CD	34	GLU
4	CD	36	ARG
4	CD	57	ARG
4	CD	58	LEU
4	CD	73	ARG

Continued on next page...

Continued from previous page...

Mol	Chain	Res	Type
4	CD	77	ASN
4	CD	79	PHE
4	CD	83	SER
4	CD	97	LEU
4	CD	104	VAL
4	CD	106	TYR
4	CD	107	ARG
4	CD	110	PHE
4	CD	126	ILE
4	CD	127	THR
4	CD	135	LEU
4	CD	137	SER
4	CD	138	TYR
4	CD	158	ILE
4	CD	160	GLN
4	CD	181	MET
4	CD	188	LEU
4	CD	193	ASP
4	CD	196	LEU
4	CD	200	GLU
5	CE	5	ASP
5	CE	6	PHE
5	CE	12	LEU
5	CE	16	THR
5	CE	20	GLN
5	CE	34	VAL
5	CE	37	ARG
5	CE	41	VAL
5	CE	47	LYS
5	CE	53	LEU
5	CE	60	TYR
5	CE	75	THR
5	CE	76	ILE
5	CE	78	HIS
5	CE	79	GLU
5	CE	82	VAL
5	CE	89	ILE
5	CE	91	LEU
5	CE	117	ASP
5	CE	121	LYS
5	CE	137	GLU
5	CE	144	THR

Continued on next page...

Continued from previous page...

Mol	Chain	Res	Type
5	CE	147	ASP
5	CE	149	GLU
6	CF	22	GLU
6	CF	36	ARG
6	CF	43	LEU
6	CF	55	ASP
6	CF	69	GLU
6	CF	82	ARG
6	CF	83	ASP
7	CG	6	ARG
7	CG	10	ARG
7	CG	12	LEU
7	CG	24	THR
7	CG	30	ILE
7	CG	32	ARG
7	CG	33	ASP
7	CG	38	LEU
7	CG	51	GLN
7	CG	53	LYS
7	CG	59	LEU
7	CG	72	ARG
7	CG	74	GLU
7	CG	75	VAL
7	CG	94	ARG
7	CG	104	LEU
7	CG	113	GLU
7	CG	114	ARG
7	CG	122	HIS
7	CG	142	GLU
7	CG	143	ARG
7	CG	144	MET
7	CG	146	GLU
7	CG	151	TYR
7	CG	153	HIS
7	CG	155	ARG
8	CH	3	THR
8	CH	8	ASP
8	CH	19	VAL
8	CH	21	LYS
8	CH	24	THR
8	CH	25	ASP
8	CH	42	GLU

Continued on next page...

Continued from previous page...

Mol	Chain	Res	Type
8	CH	45	ILE
8	CH	49	GLU
8	CH	78	GLN
8	CH	84	ARG
8	CH	85	ARG
8	CH	91	ARG
8	CH	95	VAL
8	CH	109	ILE
8	CH	112	LEU
8	CH	114	THR
8	CH	125	ARG
8	CH	137	VAL
9	CI	3	GLN
9	CI	9	ARG
9	CI	29	ASN
9	CI	34	ASN
9	CI	38	GLN
9	CI	41	VAL
9	CI	48	GLU
9	CI	60	ASP
9	CI	64	THR
9	CI	87	GLN
9	CI	99	LEU
9	CI	104	ARG
9	CI	107	ARG
9	CI	117	HIS
10	CJ	8	LEU
10	CJ	9	ARG
10	CJ	11	PHE
10	CJ	13	HIS
10	CJ	16	LEU
10	CJ	34	VAL
10	CJ	38	ILE
10	CJ	43	ARG
10	CJ	45	ARG
10	CJ	55	LYS
10	CJ	58	ASP
10	CJ	66	ARG
10	CJ	69	ASN
10	CJ	96	ILE
11	CK	14	VAL
11	CK	38	ASN

Continued on next page...

Continued from previous page...

Mol	Chain	Res	Type
11	CK	48	ILE
11	CK	93	GLN
11	CK	95	ILE
11	CK	96	ARG
11	CK	107	SER
11	CK	109	VAL
11	CK	116	HIS
11	CK	119	CYS
11	CK	126	ARG
12	CL	6	THR
12	CL	33	ARG
12	CL	43	VAL
12	CL	44	THR
12	CL	53	ARG
12	CL	67	THR
12	CL	70	ILE
12	CL	92	ASP
12	CL	102	ARG
12	CL	104	VAL
12	CL	118	SER
12	CL	123	LYS
13	CM	3	ARG
13	CM	15	VAL
13	CM	16	ASP
13	CM	27	LYS
13	CM	41	PRO
13	CM	47	ASP
13	CM	54	VAL
13	CM	63	THR
13	CM	65	LYS
13	CM	70	LEU
13	CM	86	CYS
13	CM	88	ARG
13	CM	98	VAL
13	CM	109	THR
13	CM	110	ARG
14	CN	7	ILE
14	CN	8	GLU
14	CN	17	LYS
14	CN	22	THR
14	CN	23	ARG
14	CN	24	CYS

Continued on next page...

Continued from previous page...

Mol	Chain	Res	Type
14	CN	26	ARG
14	CN	27	CYS
14	CN	29	ARG
14	CN	33	VAL
14	CN	37	PHE
14	CN	41	ARG
14	CN	44	LEU
15	CO	3	ILE
15	CO	35	ARG
15	CO	39	LEU
15	CO	41	GLU
15	CO	62	GLN
15	CO	87	ILE
16	CP	1	MET
16	CP	2	VAL
16	CP	3	LYS
16	CP	6	LEU
16	CP	8	ARG
16	CP	28	ARG
16	CP	43	LYS
16	CP	45	THR
16	CP	47	ASP
16	CP	52	ASP
16	CP	54	GLU
16	CP	62	VAL
16	CP	67	THR
16	CP	69	THR
16	CP	71	ARG
16	CP	76	GLN
17	CQ	9	VAL
17	CQ	11	VAL
17	CQ	34	LYS
17	CQ	45	HIS
17	CQ	48	GLU
17	CQ	52	LYS
17	CQ	53	LEU
17	CQ	59	ILE
17	CQ	63	ARG
17	CQ	68	ARG
17	CQ	72	ARG
17	CQ	82	MET
17	CQ	93	GLN

Continued on next page...

Continued from previous page...

Mol	Chain	Res	Type
17	CQ	97	SER
18	CR	31	LEU
18	CR	32	ARG
18	CR	36	ASN
18	CR	37	VAL
18	CR	53	ARG
18	CR	76	LEU
18	CR	83	GLU
19	CS	7	LYS
19	CS	31	ILE
19	CS	36	ARG
19	CS	37	ARG
19	CS	38	SER
19	CS	44	MET
19	CS	62	ILE
19	CS	63	THR
19	CS	67	VAL
19	CS	77	THR
19	CS	81	ARG
20	CT	10	LEU
20	CT	13	LEU
20	CT	22	ARG
20	CT	24	LEU
20	CT	30	LYS
20	CT	41	ILE
20	CT	50	GLU
20	CT	70	SER
20	CT	72	LEU
20	CT	93	GLU
21	CU	9	ARG
21	CU	10	ARG
21	CU	12	LYS
21	CU	15	ARG
21	CU	24	ARG
22	CV	4	GLN
22	CV	13	HIS
22	CV	18	GLN
22	CV	31	TYR
22	CV	36	GLN
22	CV	39	GLN
22	CV	48	MET
25	DD	12	SER

Continued on next page...

Continued from previous page...

Mol	Chain	Res	Type
25	DD	13	ARG
25	DD	25	THR
25	DD	32	SER
25	DD	35	LYS
25	DD	37	LEU
25	DD	39	LYS
25	DD	54	ARG
25	DD	61	LEU
25	DD	88	ARG
25	DD	89	SER
25	DD	94	LEU
25	DD	99	ASP
25	DD	101	GLU
25	DD	103	ARG
25	DD	126	GLN
25	DD	138	VAL
25	DD	141	VAL
25	DD	147	LEU
25	DD	150	LYS
25	DD	155	LEU
25	DD	173	VAL
25	DD	192	THR
25	DD	193	VAL
25	DD	211	ARG
25	DD	212	SER
25	DD	217	ARG
25	DD	221	VAL
25	DD	229	VAL
25	DD	242	ARG
25	DD	257	LEU
25	DD	259	THR
25	DD	260	ARG
25	DD	270	ILE
25	DD	274	ARG
26	DE	9	VAL
26	DE	12	THR
26	DE	21	VAL
26	DE	24	THR
26	DE	34	VAL
26	DE	38	THR
26	DE	49	LEU
26	DE	52	LEU

Continued on next page...

Continued from previous page...

Mol	Chain	Res	Type
26	DE	54	GLN
26	DE	75	VAL
26	DE	78	LEU
26	DE	82	ARG
26	DE	89	ASP
26	DE	93	VAL
26	DE	105	THR
26	DE	113	PHE
26	DE	116	VAL
26	DE	119	ARG
26	DE	144	ARG
26	DE	152	LYS
26	DE	154	LYS
26	DE	163	GLU
26	DE	170	LEU
26	DE	175	VAL
26	DE	179	GLU
26	DE	181	LEU
26	DE	182	LEU
26	DE	184	VAL
27	DF	15	SER
27	DF	18	ARG
27	DF	20	LEU
27	DF	24	LEU
27	DF	33	LEU
27	DF	46	ARG
27	DF	50	SER
27	DF	53	THR
27	DF	57	VAL
27	DF	60	SER
27	DF	74	ARG
27	DF	77	ASP
27	DF	82	ILE
27	DF	88	VAL
27	DF	96	ASP
27	DF	106	ARG
27	DF	110	LEU
27	DF	117	ARG
27	DF	133	ASN
27	DF	135	LYS
27	DF	140	LEU
27	DF	152	GLU

Continued on next page...

Continued from previous page...

Mol	Chain	Res	Type
27	DF	158	THR
27	DF	183	VAL
27	DF	192	LEU
27	DF	197	ASP
28	DG	3	LEU
28	DG	13	GLU
28	DG	20	ILE
28	DG	21	ARG
28	DG	31	VAL
28	DG	33	ARG
28	DG	43	LEU
28	DG	88	ILE
28	DG	96	ARG
28	DG	117	PHE
28	DG	135	LEU
28	DG	138	GLN
28	DG	143	GLU
28	DG	145	THR
28	DG	146	TYR
28	DG	148	MET
28	DG	149	VAL
28	DG	150	ASP
28	DG	153	ARG
28	DG	159	VAL
28	DG	161	THR
28	DG	170	ARG
29	DH	7	LEU
29	DH	15	VAL
29	DH	16	SER
29	DH	41	MET
29	DH	51	ARG
29	DH	69	ARG
29	DH	70	THR
29	DH	88	LEU
29	DH	98	LEU
29	DH	106	THR
29	DH	129	THR
29	DH	132	ARG
29	DH	139	GLN
29	DH	171	LEU
30	DI	1	MET
30	DI	7	GLU

Continued on next page...

Continued from previous page...

Mol	Chain	Res	Type
30	DI	9	LEU
30	DI	12	LEU
30	DI	15	VAL
30	DI	41	GLU
30	DI	43	ASN
30	DI	44	LEU
30	DI	47	LEU
30	DI	61	ARG
30	DI	66	GLU
30	DI	72	LEU
30	DI	75	LEU
30	DI	76	THR
30	DI	77	LEU
30	DI	78	THR
30	DI	79	ILE
30	DI	88	ILE
30	DI	92	VAL
30	DI	93	THR
30	DI	97	ILE
30	DI	105	HIS
30	DI	116	LEU
30	DI	117	GLU
30	DI	120	ILE
30	DI	123	LEU
30	DI	133	HIS
30	DI	140	LEU
30	DI	142	VAL
30	DI	144	VAL
30	DI	145	VAL
31	DN	2	LYS
31	DN	9	VAL
31	DN	12	ARG
31	DN	15	LEU
31	DN	22	THR
31	DN	28	THR
31	DN	33	LEU
31	DN	34	LEU
31	DN	43	THR
31	DN	46	VAL
31	DN	48	MET
31	DN	55	VAL
31	DN	62	VAL

Continued on next page...

Continued from previous page...

Mol	Chain	Res	Type
31	DN	63	THR
31	DN	73	THR
31	DN	87	LEU
31	DN	93	THR
31	DN	97	ARG
31	DN	99	LEU
31	DN	120	LEU
31	DN	131	GLN
31	DN	133	GLN
31	DN	137	LYS
31	DN	138	LEU
32	DO	8	LEU
32	DO	21	CYS
32	DO	26	LYS
32	DO	28	SER
32	DO	42	SER
32	DO	77	ILE
32	DO	94	ARG
32	DO	113	LYS
33	DP	21	ARG
33	DP	33	ARG
33	DP	42	SER
33	DP	55	ARG
33	DP	59	LEU
33	DP	64	LYS
33	DP	86	LYS
33	DP	98	GLU
33	DP	106	LEU
33	DP	112	LEU
33	DP	117	GLU
33	DP	125	VAL
33	DP	133	SER
33	DP	147	LEU
34	DQ	1	MET
34	DQ	5	ARG
34	DQ	7	MET
34	DQ	16	ARG
34	DQ	21	THR
34	DQ	25	ASP
34	DQ	45	GLN
34	DQ	55	VAL
34	DQ	56	ARG

Continued on next page...

Continued from previous page...

Mol	Chain	Res	Type
34	DQ	75	THR
34	DQ	79	LEU
34	DQ	109	VAL
34	DQ	119	ARG
34	DQ	127	ILE
34	DQ	138	ASP
35	DR	6	SER
35	DR	8	ARG
35	DR	18	LEU
35	DR	28	LEU
35	DR	29	LEU
35	DR	33	ARG
35	DR	36	THR
35	DR	44	LEU
35	DR	48	VAL
35	DR	54	LEU
35	DR	60	LEU
35	DR	65	LEU
35	DR	67	LEU
35	DR	75	LEU
35	DR	79	LEU
35	DR	91	GLN
35	DR	95	THR
35	DR	100	LEU
36	DS	3	ARG
36	DS	11	LYS
36	DS	19	LYS
36	DS	20	ARG
36	DS	25	ARG
36	DS	42	ASP
36	DS	50	SER
36	DS	54	LEU
36	DS	67	ARG
36	DS	98	VAL
36	DS	110	LEU
36	DS	111	GLU
37	DT	1	MET
37	DT	6	LEU
37	DT	13	ARG
37	DT	16	ARG
37	DT	23	ARG
37	DT	28	VAL

Continued on next page...

Continued from previous page...

Mol	Chain	Res	Type
37	DT	34	VAL
37	DT	39	ARG
37	DT	49	VAL
37	DT	53	ARG
37	DT	59	THR
37	DT	64	ARG
37	DT	74	ARG
37	DT	82	LEU
37	DT	93	ARG
37	DT	96	ARG
37	DT	107	ASP
37	DT	118	ARG
38	DU	8	VAL
38	DU	31	SER
38	DU	36	ARG
38	DU	58	ARG
38	DU	60	LEU
38	DU	74	LEU
38	DU	83	LEU
38	DU	104	GLN
38	DU	108	GLU
39	DV	5	VAL
39	DV	7	THR
39	DV	18	LEU
39	DV	28	GLU
39	DV	33	VAL
39	DV	35	LEU
39	DV	38	LEU
39	DV	46	VAL
39	DV	51	VAL
39	DV	57	VAL
39	DV	61	VAL
39	DV	62	LEU
39	DV	72	VAL
39	DV	89	GLN
39	DV	95	LEU
39	DV	100	ARG
40	DW	11	ARG
40	DW	15	ARG
40	DW	17	VAL
40	DW	23	LEU
40	DW	27	LYS

Continued on next page...

Continued from previous page...

Mol	Chain	Res	Type
40	DW	28	SER
40	DW	51	LEU
40	DW	60	ASN
40	DW	67	ASP
40	DW	98	LYS
40	DW	100	THR
40	DW	103	ILE
40	DW	107	LEU
41	DX	23	GLU
41	DX	35	THR
41	DX	45	THR
41	DX	52	VAL
41	DX	57	LEU
42	DY	2	ARG
42	DY	5	MET
42	DY	6	HIS
42	DY	7	VAL
42	DY	23	ARG
42	DY	29	GLU
42	DY	31	LEU
42	DY	44	ILE
42	DY	55	TYR
42	DY	72	VAL
42	DY	79	CYS
42	DY	85	VAL
42	DY	90	LEU
42	DY	92	ASN
42	DY	97	ARG
42	DY	99	CYS
42	DY	102	CYS
43	DZ	3	TYR
43	DZ	11	GLU
43	DZ	19	ARG
43	DZ	20	ARG
43	DZ	41	LEU
43	DZ	42	VAL
43	DZ	72	ARG
43	DZ	76	LEU
43	DZ	80	ARG
43	DZ	86	VAL
43	DZ	89	PHE
43	DZ	112	ARG

Continued on next page...

Continued from previous page...

Mol	Chain	Res	Type
43	DZ	126	VAL
43	DZ	132	ASN
43	DZ	133	ILE
43	DZ	155	LEU
43	DZ	156	LYS
43	DZ	170	THR
44	D0	20	ARG
44	D0	43	THR
44	D0	46	LYS
44	D0	55	ARG
44	D0	63	VAL
45	D1	4	VAL
45	D1	20	ARG
45	D1	21	ARG
45	D1	30	VAL
45	D1	35	THR
45	D1	40	ARG
45	D1	58	ILE
45	D1	59	THR
45	D1	60	PHE
45	D1	62	VAL
45	D1	95	LEU
46	D2	16	LEU
46	D2	27	GLU
46	D2	30	ARG
46	D2	32	LEU
46	D2	40	SER
46	D2	53	LEU
46	D2	55	ARG
47	D3	6	VAL
47	D3	8	LEU
47	D3	23	LEU
47	D3	24	LYS
47	D3	30	ARG
47	D3	31	LEU
47	D3	40	THR
48	D4	14	ILE
48	D4	16	CYS
48	D4	18	CYS
48	D4	20	ASN
48	D4	34	GLU
48	D4	35	VAL

Continued on next page...

Continued from previous page...

Mol	Chain	Res	Type
48	D4	37	SER
48	D4	39	CYS
48	D4	43	TYR
48	D4	44	THR
49	D5	16	ARG
49	D5	29	THR
49	D5	37	LYS
49	D5	40	LYS
49	D5	55	ARG
50	D6	6	ARG
50	D6	14	THR
50	D6	18	ARG
50	D6	20	ASN
50	D6	23	THR
50	D6	28	ARG
50	D6	33	LYS
50	D6	35	GLU
50	D6	38	LYS
50	D6	40	CYS
50	D6	44	ARG
50	D6	48	VAL
50	D6	49	HIS
51	D7	1	MET
51	D7	4	THR
51	D7	8	ASN
51	D7	10	ARG
51	D7	24	THR
51	D7	32	LYS
51	D7	47	ARG
52	D8	26	LYS
52	D8	29	LYS
52	D8	30	ARG
52	D8	31	HIS
52	D8	32	LEU
52	D8	34	TRP
52	D8	37	SER
52	D8	58	ILE
52	D8	59	LYS
53	D9	17	ILE
53	D9	25	VAL
53	D9	26	ILE

Sometimes sidechains can be flipped to improve hydrogen bonding and reduce clashes. All (78)

such sidechains are listed below:

Mol	Chain	Res	Type
4	AD	123	HIS
4	AD	129	ASN
4	AD	160	GLN
4	AD	161	ASN
5	AE	78	HIS
8	AH	78	GLN
9	AI	117	HIS
15	AO	37	ASN
16	AP	76	GLN
20	AT	42	GLN
27	BF	69	HIS
28	BG	123	ASN
28	BG	138	GLN
30	BI	105	HIS
31	BN	133	GLN
32	BO	89	ASN
37	BT	84	GLN
38	BU	72	HIS
40	BW	60	ASN
40	BW	61	ASN
41	BX	31	HIS
43	BZ	151	HIS
52	B8	7	HIS
53	B9	36	GLN
3	CC	6	HIS
3	CC	104	GLN
3	CC	118	GLN
4	CD	123	HIS
4	CD	129	ASN
4	CD	160	GLN
4	CD	161	ASN
5	CE	78	HIS
7	CG	37	ASN
7	CG	64	GLN
8	CH	78	GLN
9	CI	38	GLN
9	CI	73	GLN
9	CI	87	GLN
9	CI	117	HIS
10	CJ	33	GLN
11	CK	93	GLN
12	CL	49	ASN

Continued on next page...

Continued from previous page...

Mol	Chain	Res	Type
14	CN	52	GLN
15	CO	37	ASN
16	CP	76	GLN
19	CS	47	HIS
19	CS	69	HIS
19	CS	83	HIS
20	CT	42	GLN
22	CV	4	GLN
22	CV	18	GLN
22	CV	36	GLN
25	DD	87	ASN
25	DD	96	HIS
25	DD	143	HIS
27	DF	8	GLN
27	DF	69	HIS
28	DG	123	ASN
28	DG	130	ASN
28	DG	138	GLN
30	DI	105	HIS
31	DN	38	HIS
31	DN	133	GLN
32	DO	88	ASN
32	DO	89	ASN
34	DQ	89	ASN
37	DT	58	ASN
37	DT	84	GLN
38	DU	72	HIS
40	DW	60	ASN
41	DX	31	HIS
41	DX	55	ASN
42	DY	6	HIS
43	DZ	151	HIS
50	D6	20	ASN
51	D7	6	GLN
52	D8	7	HIS
53	D9	36	GLN

5.3.3 RNA [i](#)

Mol	Chain	Analysed	Backbone Outliers	Pucker Outliers
1	AA	1503/1522 (98%)	425 (28%)	31 (2%)

Continued on next page...

Continued from previous page...

Mol	Chain	Analysed	Backbone Outliers	Pucker Outliers
1	CA	1499/1522 (98%)	383 (25%)	29 (1%)
23	BA	2802/2915 (96%)	556 (19%)	62 (2%)
23	DA	2808/2915 (96%)	552 (19%)	63 (2%)
24	BB	119/122 (97%)	21 (17%)	0
24	DB	119/122 (97%)	21 (17%)	0
All	All	8850/9118 (97%)	1958 (22%)	185 (2%)

All (1958) RNA backbone outliers are listed below:

Mol	Chain	Res	Type
1	AA	4	U
1	AA	5	U
1	AA	9	G
1	AA	10	A
1	AA	22	G
1	AA	26	A
1	AA	32	A
1	AA	39	G
1	AA	47	C
1	AA	48	C
1	AA	50	A
1	AA	51	A
1	AA	54	C
1	AA	60	A
1	AA	61	G
1	AA	67	C
1	AA	77	G
1	AA	78	G
1	AA	79	G
1	AA	81	U
1	AA	90	U
1	AA	96	U
1	AA	97	G
1	AA	98	G
1	AA	100	C
1	AA	115	G
1	AA	116	A
1	AA	120	A
1	AA	121	C
1	AA	129(A)	G
1	AA	131	C
1	AA	144	G

Continued on next page...

Continued from previous page...

Mol	Chain	Res	Type
1	AA	146	G
1	AA	150	C
1	AA	160	A
1	AA	163	C
1	AA	173	U
1	AA	182	U
1	AA	195	A
1	AA	203	U
1	AA	204	U
1	AA	216	G
1	AA	222	U
1	AA	231	G
1	AA	244	U
1	AA	245	C
1	AA	247	G
1	AA	251	G
1	AA	266	G
1	AA	267	C
1	AA	280	C
1	AA	281	G
1	AA	289	G
1	AA	301	G
1	AA	306	G
1	AA	313	A
1	AA	316	G
1	AA	321	A
1	AA	327	A
1	AA	328	C
1	AA	332	G
1	AA	345	C
1	AA	352	C
1	AA	353	A
1	AA	354	G
1	AA	367	U
1	AA	369	C
1	AA	372	C
1	AA	373	A
1	AA	382	A
1	AA	384	G
1	AA	388	G
1	AA	397	A
1	AA	398	C

Continued on next page...

Continued from previous page...

Mol	Chain	Res	Type
1	AA	409	G
1	AA	412	A
1	AA	413	G
1	AA	414	A
1	AA	418	C
1	AA	421	U
1	AA	422	C
1	AA	423	G
1	AA	428	G
1	AA	429	U
1	AA	433	C
1	AA	435	C
1	AA	436	C
1	AA	437	U
1	AA	439	A
1	AA	442	C
1	AA	452	A
1	AA	458	C
1	AA	461	A
1	AA	471	G
1	AA	484	G
1	AA	485	G
1	AA	496	A
1	AA	498	U
1	AA	500	G
1	AA	505	G
1	AA	509	A
1	AA	510	A
1	AA	511	C
1	AA	518	C
1	AA	521	G
1	AA	524	G
1	AA	527	G
1	AA	531	U
1	AA	532	A
1	AA	533	A
1	AA	536	C
1	AA	545	C
1	AA	547	A
1	AA	550	G
1	AA	558	G
1	AA	559	A

Continued on next page...

Continued from previous page...

Mol	Chain	Res	Type
1	AA	560	U
1	AA	561	U
1	AA	562	C
1	AA	563	A
1	AA	564	C
1	AA	568	G
1	AA	572	A
1	AA	573	A
1	AA	576	G
1	AA	577	G
1	AA	588	G
1	AA	592	G
1	AA	595	G
1	AA	596	C
1	AA	597	G
1	AA	613	C
1	AA	629	G
1	AA	630	G
1	AA	631	G
1	AA	632	A
1	AA	650	G
1	AA	653	A
1	AA	662	G
1	AA	665	A
1	AA	666	G
1	AA	687	A
1	AA	688	G
1	AA	723	U
1	AA	724	G
1	AA	731	G
1	AA	749	C
1	AA	752	G
1	AA	753	A
1	AA	755	G
1	AA	777	A
1	AA	786	G
1	AA	793	U
1	AA	794	A
1	AA	796	C
1	AA	802	A
1	AA	806	C
1	AA	817	C

Continued on next page...

Continued from previous page...

Mol	Chain	Res	Type
1	AA	818	G
1	AA	821	G
1	AA	827	U
1	AA	828	A
1	AA	829	G
1	AA	833	U
1	AA	836	G
1	AA	839	U
1	AA	840	C
1	AA	841	U
1	AA	848	C
1	AA	855	G
1	AA	859	A
1	AA	863	U
1	AA	864	A
1	AA	872	A
1	AA	889	A
1	AA	902	G
1	AA	913	A
1	AA	914	A
1	AA	916	G
1	AA	926	G
1	AA	927	G
1	AA	933	G
1	AA	934	C
1	AA	935	A
1	AA	936	C
1	AA	938	A
1	AA	939	G
1	AA	940	C
1	AA	942	G
1	AA	945	G
1	AA	952	U
1	AA	960	U
1	AA	961	U
1	AA	962	C
1	AA	968	A
1	AA	969	A
1	AA	971	G
1	AA	974	A
1	AA	975	A
1	AA	976	G

Continued on next page...

Continued from previous page...

Mol	Chain	Res	Type
1	AA	977	A
1	AA	980	C
1	AA	981	U
1	AA	986	A
1	AA	987	G
1	AA	990	C
1	AA	991	U
1	AA	992	U
1	AA	993	G
1	AA	995	C
1	AA	1001(A)	G
1	AA	1003	G
1	AA	1004	A
1	AA	1005	A
1	AA	1006	C
1	AA	1007	C
1	AA	1012	U
1	AA	1013	G
1	AA	1014	A
1	AA	1018	C
1	AA	1023	G
1	AA	1024	G
1	AA	1025	U
1	AA	1026	G
1	AA	1027	C
1	AA	1028	C
1	AA	1029	C
1	AA	1030(A)	G
1	AA	1030(B)	C
1	AA	1030(C)	G
1	AA	1031	G
1	AA	1036	G
1	AA	1037	C
1	AA	1039	C
1	AA	1041	A
1	AA	1042	G
1	AA	1045	C
1	AA	1047	G
1	AA	1050	G
1	AA	1052	U
1	AA	1054	C
1	AA	1055	A

Continued on next page...

Continued from previous page...

Mol	Chain	Res	Type
1	AA	1058	G
1	AA	1061	G
1	AA	1063	C
1	AA	1065	U
1	AA	1066	C
1	AA	1067	A
1	AA	1068	G
1	AA	1072	G
1	AA	1078	U
1	AA	1081	G
1	AA	1086	U
1	AA	1092	A
1	AA	1094	G
1	AA	1095	U
1	AA	1099	G
1	AA	1100	C
1	AA	1101	A
1	AA	1103	C
1	AA	1108	G
1	AA	1109	C
1	AA	1117	G
1	AA	1118	C
1	AA	1121	U
1	AA	1123	A
1	AA	1124	G
1	AA	1125	U
1	AA	1131	G
1	AA	1136	U
1	AA	1137	C
1	AA	1138	G
1	AA	1139	G
1	AA	1140	C
1	AA	1147	C
1	AA	1151	A
1	AA	1152	A
1	AA	1153	C
1	AA	1158	C
1	AA	1159	U
1	AA	1160	G
1	AA	1166	G
1	AA	1170	A
1	AA	1174	G

Continued on next page...

Continued from previous page...

Mol	Chain	Res	Type
1	AA	1176	A
1	AA	1178	G
1	AA	1179	A
1	AA	1180	A
1	AA	1182	G
1	AA	1184	G
1	AA	1190	G
1	AA	1193	G
1	AA	1194	U
1	AA	1195	C
1	AA	1196	U
1	AA	1197	G
1	AA	1199	U
1	AA	1200	C
1	AA	1201	A
1	AA	1202	G
1	AA	1204	A
1	AA	1206	G
1	AA	1208	C
1	AA	1210	C
1	AA	1211	U
1	AA	1212	U
1	AA	1213	A
1	AA	1224	G
1	AA	1225	A
1	AA	1226	C
1	AA	1228	C
1	AA	1234	C
1	AA	1236	A
1	AA	1237	C
1	AA	1238	A
1	AA	1239	A
1	AA	1240	U
1	AA	1241	G
1	AA	1242	C
1	AA	1244	C
1	AA	1248	A
1	AA	1249	C
1	AA	1251	A
1	AA	1252	A
1	AA	1254	C
1	AA	1256	A

Continued on next page...

Continued from previous page...

Mol	Chain	Res	Type
1	AA	1257	U
1	AA	1258	G
1	AA	1259	C
1	AA	1260	C
1	AA	1261	A
1	AA	1263	C
1	AA	1265	G
1	AA	1269	A
1	AA	1270	C
1	AA	1272	G
1	AA	1273	G
1	AA	1278	U
1	AA	1279	A
1	AA	1280	A
1	AA	1282	C
1	AA	1284	C
1	AA	1285	A
1	AA	1286	A
1	AA	1287	A
1	AA	1292	U
1	AA	1294	G
1	AA	1298	C
1	AA	1299	A
1	AA	1300	G
1	AA	1301	U
1	AA	1302	U
1	AA	1303	C
1	AA	1304	G
1	AA	1307	U
1	AA	1308	U
1	AA	1312	G
1	AA	1316	G
1	AA	1317	C
1	AA	1319	A
1	AA	1320	C
1	AA	1321	C
1	AA	1322	C
1	AA	1323	G
1	AA	1325	C
1	AA	1329	A
1	AA	1330	U
1	AA	1331	G

Continued on next page...

Continued from previous page...

Mol	Chain	Res	Type
1	AA	1332	A
1	AA	1333	A
1	AA	1337	G
1	AA	1340	A
1	AA	1342	C
1	AA	1346	A
1	AA	1347	G
1	AA	1349	A
1	AA	1350	A
1	AA	1354	C
1	AA	1364	U
1	AA	1365	G
1	AA	1368	G
1	AA	1369	C
1	AA	1370	G
1	AA	1376	U
1	AA	1379	G
1	AA	1381	U
1	AA	1382	C
1	AA	1383	C
1	AA	1386	G
1	AA	1387	G
1	AA	1388	C
1	AA	1392	G
1	AA	1397	C
1	AA	1401	G
1	AA	1404	C
1	AA	1406	U
1	AA	1407	C
1	AA	1419	G
1	AA	1442	G
1	AA	1442(A)	G
1	AA	1443	G
1	AA	1444	C
1	AA	1447	A
1	AA	1452	C
1	AA	1456	G
1	AA	1457	G
1	AA	1459	C
1	AA	1460	A
1	AA	1461	G
1	AA	1469	G

Continued on next page...

Continued from previous page...

Mol	Chain	Res	Type
1	AA	1473	A
1	AA	1487	G
1	AA	1492	A
1	AA	1493	A
1	AA	1494	G
1	AA	1503	A
1	AA	1504	G
1	AA	1505	G
1	AA	1506	U
1	AA	1507	A
1	AA	1517	G
1	AA	1520	G
1	AA	1529	G
1	AA	1530	G
1	AA	1533	C
23	BA	10	G
23	BA	15	G
23	BA	34	C
23	BA	36	G
23	BA	45	C
23	BA	61	G
23	BA	68	G
23	BA	69	C
23	BA	71	A
23	BA	74	A
23	BA	75	G
23	BA	83	G
23	BA	84	A
23	BA	90	U
23	BA	92	A
23	BA	94	C
23	BA	95	G
23	BA	102	G
23	BA	118	A
23	BA	119	A
23	BA	120	U
23	BA	121	G
23	BA	125	G
23	BA	131	G
23	BA	139(A)	G
23	BA	141	A
23	BA	154	G

Continued on next page...

Continued from previous page...

Mol	Chain	Res	Type
23	BA	154(A)	C
23	BA	157	U
23	BA	172	C
23	BA	181	A
23	BA	182	A
23	BA	196	A
23	BA	199	A
23	BA	201	C
23	BA	204	A
23	BA	205	G
23	BA	215	G
23	BA	216	A
23	BA	221	A
23	BA	222	A
23	BA	225	A
23	BA	229	A
23	BA	232	G
23	BA	233	A
23	BA	248	G
23	BA	250	G
23	BA	271(I)	G
23	BA	271(K)	U
23	BA	271(L)	U
23	BA	271(M)	G
23	BA	271(N)	U
23	BA	271(O)	C
23	BA	271(P)	C
23	BA	271(R)	G
23	BA	272(B)	G
23	BA	272(H)	C
23	BA	272(I)	U
23	BA	272(J)	C
23	BA	277	C
23	BA	278	A
23	BA	279	C
23	BA	294	A
23	BA	311	A
23	BA	329	G
23	BA	330	A
23	BA	332	A
23	BA	352	G
23	BA	363	G

Continued on next page...

Continued from previous page...

Mol	Chain	Res	Type
23	BA	363(F)	A
23	BA	382	G
23	BA	386	G
23	BA	399	G
23	BA	411	G
23	BA	412	A
23	BA	414	C
23	BA	416	C
23	BA	427	U
23	BA	428	A
23	BA	444	C
23	BA	448	U
23	BA	454	A
23	BA	456	C
23	BA	457	A
23	BA	470	A
23	BA	471	A
23	BA	481	G
23	BA	504	U
23	BA	505	A
23	BA	509	C
23	BA	510	C
23	BA	512	G
23	BA	513	A
23	BA	530	G
23	BA	531	C
23	BA	532	A
23	BA	533	G
23	BA	543	C
23	BA	545	G
23	BA	546	C
23	BA	547	A
23	BA	548	A
23	BA	563	G
23	BA	571	A
23	BA	573	G
23	BA	574	C
23	BA	575	A
23	BA	584	C
23	BA	588	U
23	BA	603	A
23	BA	604	G

Continued on next page...

Continued from previous page...

Mol	Chain	Res	Type
23	BA	606	U
23	BA	607	U
23	BA	614	U
23	BA	614(A)	U
23	BA	614(B)	G
23	BA	615	G
23	BA	619	G
23	BA	627	A
23	BA	637	A
23	BA	644	A
23	BA	645	C
23	BA	646	A
23	BA	647	G
23	BA	652(B)	A
23	BA	652(C)	G
23	BA	652(D)	C
23	BA	652(U)	G
23	BA	656	G
23	BA	669	G
23	BA	686	G
23	BA	708	C
23	BA	709	U
23	BA	717	G
23	BA	730	C
23	BA	752	A
23	BA	753	C
23	BA	762	U
23	BA	764	A
23	BA	765	G
23	BA	775	G
23	BA	776	G
23	BA	782	A
23	BA	784	A
23	BA	785	G
23	BA	792	G
23	BA	793	A
23	BA	802	A
23	BA	805	G
23	BA	810	U
23	BA	812	C
23	BA	818	G
23	BA	819	A

Continued on next page...

Continued from previous page...

Mol	Chain	Res	Type
23	BA	827	U
23	BA	828	U
23	BA	830	G
23	BA	836	G
23	BA	857	C
23	BA	859	G
23	BA	869	G
23	BA	879	G
23	BA	880	G
23	BA	896	A
23	BA	897	C
23	BA	899	A
23	BA	900	A
23	BA	901	A
23	BA	910	A
23	BA	917	A
23	BA	922	U
23	BA	923	C
23	BA	932	G
23	BA	934	G
23	BA	938	G
23	BA	941	A
23	BA	945	A
23	BA	946	G
23	BA	958	U
23	BA	959	A
23	BA	961	C
23	BA	968	G
23	BA	974	G
23	BA	975	C
23	BA	975(A)	G
23	BA	983	A
23	BA	990	A
23	BA	996	A
23	BA	1012	U
23	BA	1013	C
23	BA	1016	G
23	BA	1020	A
23	BA	1022	G
23	BA	1024	G
23	BA	1025	G
23	BA	1026	U

Continued on next page...

Continued from previous page...

Mol	Chain	Res	Type
23	BA	1027	A
23	BA	1033	U
23	BA	1034	G
23	BA	1038	C
23	BA	1041	C
23	BA	1042	G
23	BA	1044	G
23	BA	1045	A
23	BA	1046	A
23	BA	1047	G
23	BA	1048	A
23	BA	1049	C
23	BA	1050	A
23	BA	1052	C
23	BA	1107	G
23	BA	1108	U
23	BA	1109	C
23	BA	1110	G
23	BA	1111	A
23	BA	1112	G
23	BA	1115	G
23	BA	1129	A
23	BA	1130	U
23	BA	1135	C
23	BA	1136	G
23	BA	1139	G
23	BA	1141	U
23	BA	1142	U
23	BA	1142(A)	A
23	BA	1149	G
23	BA	1155	A
23	BA	1156	A
23	BA	1164	G
23	BA	1210	A
23	BA	1211	U
23	BA	1218	C
23	BA	1224	C
23	BA	1250	G
23	BA	1253	A
23	BA	1256	G
23	BA	1267	U
23	BA	1268	A

Continued on next page...

Continued from previous page...

Mol	Chain	Res	Type
23	BA	1271	G
23	BA	1272	A
23	BA	1273	U
23	BA	1298	C
23	BA	1300	U
23	BA	1301	A
23	BA	1305	C
23	BA	1310	G
23	BA	1313	U
23	BA	1314	C
23	BA	1329	U
23	BA	1338	G
23	BA	1352	U
23	BA	1358	G
23	BA	1365	A
23	BA	1368	G
23	BA	1370	C
23	BA	1374	G
23	BA	1380	G
23	BA	1384	A
23	BA	1385	G
23	BA	1391	U
23	BA	1416	G
23	BA	1417	C
23	BA	1419	A
23	BA	1420	U
23	BA	1421	G
23	BA	1427	A
23	BA	1428	C
23	BA	1429	G
23	BA	1445	A
23	BA	1449	A
23	BA	1450	G
23	BA	1459	G
23	BA	1461	G
23	BA	1467	C
23	BA	1471	A
23	BA	1472	A
23	BA	1481	U
23	BA	1482	G
23	BA	1488	G
23	BA	1490	A

Continued on next page...

Continued from previous page...

Mol	Chain	Res	Type
23	BA	1493	C
23	BA	1497	U
23	BA	1507	A
23	BA	1508	A
23	BA	1509	C
23	BA	1509(A)	A
23	BA	1518	U
23	BA	1520	G
23	BA	1531	C
23	BA	1539	G
23	BA	1542	A
23	BA	1543	C
23	BA	1554	A
23	BA	1558	A
23	BA	1559	G
23	BA	1566	A
23	BA	1569	A
23	BA	1578	U
23	BA	1580	A
23	BA	1582	C
23	BA	1584	C
23	BA	1586	A
23	BA	1598	C
23	BA	1608	A
23	BA	1609	A
23	BA	1610	A
23	BA	1617	C
23	BA	1625	C
23	BA	1639	U
23	BA	1640	C
23	BA	1641	A
23	BA	1648	C
23	BA	1654	A
23	BA	1674	G
23	BA	1675	C
23	BA	1696	G
23	BA	1700	A
23	BA	1701	A
23	BA	1703	G
23	BA	1722	A
23	BA	1746	G
23	BA	1750	G

Continued on next page...

Continued from previous page...

Mol	Chain	Res	Type
23	BA	1762	A
23	BA	1763	G
23	BA	1764	G
23	BA	1773	A
23	BA	1780	A
23	BA	1781	C
23	BA	1782	C
23	BA	1791	A
23	BA	1799	G
23	BA	1800	C
23	BA	1801	G
23	BA	1816	G
23	BA	1819	A
23	BA	1820	U
23	BA	1829	A
23	BA	1834	U
23	BA	1835	G
23	BA	1836	C
23	BA	1847	A
23	BA	1848	A
23	BA	1858	G
23	BA	1877	A
23	BA	1878	G
23	BA	1889	A
23	BA	1900	A
23	BA	1906	G
23	BA	1913	A
23	BA	1914	C
23	BA	1929	G
23	BA	1930	G
23	BA	1934	C
23	BA	1936	A
23	BA	1938	A
23	BA	1955	U
23	BA	1962	C
23	BA	1963	U
23	BA	1967	C
23	BA	1969	A
23	BA	1970	A
23	BA	1971	A
23	BA	1972	A
23	BA	1982	C

Continued on next page...

Continued from previous page...

Mol	Chain	Res	Type
23	BA	1991	U
23	BA	1992	G
23	BA	1993	U
23	BA	1997	G
23	BA	2023	G
23	BA	2031	A
23	BA	2032	G
23	BA	2033	A
23	BA	2036	C
23	BA	2039	C
23	BA	2043	C
23	BA	2049	G
23	BA	2055	C
23	BA	2056	G
23	BA	2060	A
23	BA	2061	G
23	BA	2062	A
23	BA	2063	C
23	BA	2069	G
23	BA	2093	G
23	BA	2099	U
23	BA	2103	C
23	BA	2104	G
23	BA	2105	C
23	BA	2106	G
23	BA	2108	C
23	BA	2109	U
23	BA	2110	G
23	BA	2111	C
23	BA	2116	G
23	BA	2117	A
23	BA	2118	U
23	BA	2119	A
23	BA	2126	A
23	BA	2127	G
23	BA	2131	G
23	BA	2133	G
23	BA	2134	A
23	BA	2135	A
23	BA	2143	C
23	BA	2146	C
23	BA	2147	G

Continued on next page...

Continued from previous page...

Mol	Chain	Res	Type
23	BA	2148	G
23	BA	2159	G
23	BA	2161	C
23	BA	2170	A
23	BA	2172	U
23	BA	2173	A
23	BA	2175	C
23	BA	2176	A
23	BA	2181	G
23	BA	2185	C
23	BA	2187	G
23	BA	2188	C
23	BA	2190	G
23	BA	2191	G
23	BA	2192	G
23	BA	2198	A
23	BA	2199	A
23	BA	2200	C
23	BA	2206	G
23	BA	2207	G
23	BA	2208	A
23	BA	2218	U
23	BA	2225	A
23	BA	2235	G
23	BA	2238	G
23	BA	2239	G
23	BA	2240	C
23	BA	2259	G
23	BA	2268	A
23	BA	2269	A
23	BA	2273	A
23	BA	2275	C
23	BA	2280	G
23	BA	2283	C
23	BA	2287	A
23	BA	2289	G
23	BA	2304	G
23	BA	2305	A
23	BA	2306	C
23	BA	2308	G
23	BA	2309	A
23	BA	2311	A

Continued on next page...

Continued from previous page...

Mol	Chain	Res	Type
23	BA	2316	C
23	BA	2317	C
23	BA	2318	G
23	BA	2319	G
23	BA	2320	A
23	BA	2322	A
23	BA	2325	G
23	BA	2327	A
23	BA	2334	G
23	BA	2336	A
23	BA	2347	C
23	BA	2348	U
23	BA	2350	C
23	BA	2354	G
23	BA	2371	G
23	BA	2372	G
23	BA	2383	G
23	BA	2385	C
23	BA	2396	G
23	BA	2405	G
23	BA	2406	U
23	BA	2410	G
23	BA	2413	G
23	BA	2414	G
23	BA	2422	A
23	BA	2423	U
23	BA	2425	A
23	BA	2429	G
23	BA	2430	A
23	BA	2435	A
23	BA	2439	A
23	BA	2440	C
23	BA	2441	C
23	BA	2448	A
23	BA	2460	U
23	BA	2461	C
23	BA	2468	G
23	BA	2469	A
23	BA	2476	A
23	BA	2478	A
23	BA	2487	G
23	BA	2494	G

Continued on next page...

Continued from previous page...

Mol	Chain	Res	Type
23	BA	2502	G
23	BA	2505	G
23	BA	2506	U
23	BA	2518	A
23	BA	2520	C
23	BA	2525	G
23	BA	2529	G
23	BA	2535	G
23	BA	2554	U
23	BA	2566	A
23	BA	2567	G
23	BA	2569	G
23	BA	2573	C
23	BA	2584	U
23	BA	2585	U
23	BA	2586	C
23	BA	2602	A
23	BA	2603	G
23	BA	2608	G
23	BA	2609	U
23	BA	2610	C
23	BA	2611	U
23	BA	2612	C
23	BA	2615	U
23	BA	2629	A
23	BA	2630	G
23	BA	2632	A
23	BA	2643	G
23	BA	2663	G
23	BA	2673	G
23	BA	2690	C
23	BA	2700	C
23	BA	2702	U
23	BA	2703	C
23	BA	2707	G
23	BA	2712	U
23	BA	2712(A)	A
23	BA	2713	A
23	BA	2714	G
23	BA	2726	U
23	BA	2733	A
23	BA	2758	A

Continued on next page...

Continued from previous page...

Mol	Chain	Res	Type
23	BA	2761	G
23	BA	2762	G
23	BA	2764	A
23	BA	2765	A
23	BA	2766	G
23	BA	2769	C
23	BA	2778	A
23	BA	2791	C
23	BA	2802	G
23	BA	2803	C
23	BA	2805	G
23	BA	2808	U
23	BA	2820	A
23	BA	2821	A
23	BA	2834	G
23	BA	2835	A
23	BA	2846	G
23	BA	2851	A
23	BA	2872	G
23	BA	2875	C
23	BA	2880	C
23	BA	2892	A
23	BA	2893	G
23	BA	2894	G
23	BA	2895	U
24	BB	8	U
24	BB	9	G
24	BB	12	C
24	BB	13	A
24	BB	17	C
24	BB	24	G
24	BB	25	A
24	BB	29	A
24	BB	32	C
24	BB	40	U
24	BB	44	G
24	BB	53	A
24	BB	54	G
24	BB	56	G
24	BB	72	G
24	BB	73	A
24	BB	84	C

Continued on next page...

Continued from previous page...

Mol	Chain	Res	Type
24	BB	87	G
24	BB	88	C
24	BB	106	G
24	BB	110	G
1	CA	5	U
1	CA	9	G
1	CA	10	A
1	CA	22	G
1	CA	26	A
1	CA	32	A
1	CA	39	G
1	CA	47	C
1	CA	48	C
1	CA	50	A
1	CA	51	A
1	CA	54	C
1	CA	60	A
1	CA	61	G
1	CA	67	C
1	CA	77	G
1	CA	78	G
1	CA	79	G
1	CA	96	U
1	CA	97	G
1	CA	98	G
1	CA	100	C
1	CA	101	A
1	CA	115	G
1	CA	116	A
1	CA	119	A
1	CA	120	A
1	CA	121	C
1	CA	129(A)	G
1	CA	131	C
1	CA	144	G
1	CA	146	G
1	CA	150	C
1	CA	160	A
1	CA	163	C
1	CA	173	U
1	CA	182	U
1	CA	195	A

Continued on next page...

Continued from previous page...

Mol	Chain	Res	Type
1	CA	203	U
1	CA	204	U
1	CA	216	G
1	CA	222	U
1	CA	231	G
1	CA	244	U
1	CA	245	C
1	CA	247	G
1	CA	251	G
1	CA	266	G
1	CA	267	C
1	CA	280	C
1	CA	281	G
1	CA	289	G
1	CA	301	G
1	CA	306	G
1	CA	313	A
1	CA	316	G
1	CA	321	A
1	CA	327	A
1	CA	328	C
1	CA	332	G
1	CA	345	C
1	CA	346	G
1	CA	352	C
1	CA	353	A
1	CA	354	G
1	CA	367	U
1	CA	372	C
1	CA	373	A
1	CA	382	A
1	CA	384	G
1	CA	388	G
1	CA	397	A
1	CA	398	C
1	CA	409	G
1	CA	412	A
1	CA	413	G
1	CA	414	A
1	CA	418	C
1	CA	421	U
1	CA	422	C

Continued on next page...

Continued from previous page...

Mol	Chain	Res	Type
1	CA	428	G
1	CA	429	U
1	CA	433	C
1	CA	435	C
1	CA	436	C
1	CA	437	U
1	CA	439	A
1	CA	442	C
1	CA	452	A
1	CA	458	C
1	CA	461	A
1	CA	471	G
1	CA	484	G
1	CA	485	G
1	CA	496	A
1	CA	498	U
1	CA	500	G
1	CA	505	G
1	CA	509	A
1	CA	510	A
1	CA	511	C
1	CA	518	C
1	CA	521	G
1	CA	524	G
1	CA	527	G
1	CA	531	U
1	CA	532	A
1	CA	533	A
1	CA	536	C
1	CA	545	C
1	CA	547	A
1	CA	550	G
1	CA	558	G
1	CA	559	A
1	CA	560	U
1	CA	561	U
1	CA	562	C
1	CA	563	A
1	CA	564	C
1	CA	568	G
1	CA	572	A
1	CA	573	A

Continued on next page...

Continued from previous page...

Mol	Chain	Res	Type
1	CA	576	G
1	CA	577	G
1	CA	588	G
1	CA	592	G
1	CA	595	G
1	CA	596	C
1	CA	597	G
1	CA	613	C
1	CA	629	G
1	CA	630	G
1	CA	631	G
1	CA	632	A
1	CA	650	G
1	CA	653	A
1	CA	662	G
1	CA	665	A
1	CA	666	G
1	CA	687	A
1	CA	688	G
1	CA	723	U
1	CA	724	G
1	CA	731	G
1	CA	749	C
1	CA	752	G
1	CA	753	A
1	CA	755	G
1	CA	777	A
1	CA	786	G
1	CA	793	U
1	CA	794	A
1	CA	796	C
1	CA	806	C
1	CA	816	A
1	CA	817	C
1	CA	818	G
1	CA	821	G
1	CA	827	U
1	CA	828	A
1	CA	829	G
1	CA	833	U
1	CA	836	G
1	CA	839	U

Continued on next page...

Continued from previous page...

Mol	Chain	Res	Type
1	CA	840	C
1	CA	841	U
1	CA	848	C
1	CA	855	G
1	CA	859	A
1	CA	864	A
1	CA	889	A
1	CA	902	G
1	CA	913	A
1	CA	914	A
1	CA	916	G
1	CA	925	G
1	CA	926	G
1	CA	927	G
1	CA	934	C
1	CA	935	A
1	CA	940	C
1	CA	960	U
1	CA	961	U
1	CA	965	A
1	CA	966	G
1	CA	968	A
1	CA	969	A
1	CA	971	G
1	CA	972	C
1	CA	974	A
1	CA	975	A
1	CA	976	G
1	CA	977	A
1	CA	978	A
1	CA	980	C
1	CA	982	U
1	CA	983	A
1	CA	984	C
1	CA	989	C
1	CA	992	U
1	CA	993	G
1	CA	1001	A
1	CA	1001(A)	G
1	CA	1003	G
1	CA	1004	A
1	CA	1005	A

Continued on next page...

Continued from previous page...

Mol	Chain	Res	Type
1	CA	1008	C
1	CA	1009	G
1	CA	1011	G
1	CA	1015	A
1	CA	1020	U
1	CA	1021	G
1	CA	1022	G
1	CA	1023	G
1	CA	1024	G
1	CA	1026	G
1	CA	1027	C
1	CA	1028	C
1	CA	1029	C
1	CA	1030(A)	G
1	CA	1031	G
1	CA	1034	G
1	CA	1035	A
1	CA	1036	G
1	CA	1040	U
1	CA	1042	G
1	CA	1050	G
1	CA	1064	G
1	CA	1065	U
1	CA	1066	C
1	CA	1068	G
1	CA	1070	U
1	CA	1081	G
1	CA	1082	G
1	CA	1085	U
1	CA	1087	G
1	CA	1088	G
1	CA	1094	G
1	CA	1095	U
1	CA	1100	C
1	CA	1101	A
1	CA	1106	G
1	CA	1107	C
1	CA	1108	G
1	CA	1113	C
1	CA	1114	C
1	CA	1118	C
1	CA	1124	G

Continued on next page...

Continued from previous page...

Mol	Chain	Res	Type
1	CA	1125	U
1	CA	1131	G
1	CA	1136	U
1	CA	1137	C
1	CA	1138	G
1	CA	1139	G
1	CA	1140	C
1	CA	1147	C
1	CA	1152	A
1	CA	1154	G
1	CA	1157	A
1	CA	1159	U
1	CA	1171	G
1	CA	1172	C
1	CA	1174	G
1	CA	1178	G
1	CA	1181	G
1	CA	1182	G
1	CA	1183	A
1	CA	1184	G
1	CA	1185	G
1	CA	1193	G
1	CA	1196	U
1	CA	1197	G
1	CA	1200	C
1	CA	1202	G
1	CA	1206	G
1	CA	1208	C
1	CA	1211	U
1	CA	1212	U
1	CA	1213	A
1	CA	1214	C
1	CA	1220	G
1	CA	1225	A
1	CA	1227	A
1	CA	1228	C
1	CA	1229	A
1	CA	1238	A
1	CA	1239	A
1	CA	1241	G
1	CA	1244	C
1	CA	1250	A

Continued on next page...

Continued from previous page...

Mol	Chain	Res	Type
1	CA	1252	A
1	CA	1254	C
1	CA	1255	G
1	CA	1256	A
1	CA	1257	U
1	CA	1258	G
1	CA	1259	C
1	CA	1260	C
1	CA	1270	C
1	CA	1274	G
1	CA	1275	A
1	CA	1279	A
1	CA	1280	A
1	CA	1281	U
1	CA	1282	C
1	CA	1284	C
1	CA	1285	A
1	CA	1286	A
1	CA	1287	A
1	CA	1291	G
1	CA	1292	U
1	CA	1293	G
1	CA	1294	G
1	CA	1295	G
1	CA	1297	C
1	CA	1299	A
1	CA	1300	G
1	CA	1301	U
1	CA	1302	U
1	CA	1303	C
1	CA	1304	G
1	CA	1305	G
1	CA	1306	A
1	CA	1309	G
1	CA	1310	G
1	CA	1312	G
1	CA	1316	G
1	CA	1319	A
1	CA	1320	C
1	CA	1321	C
1	CA	1322	C
1	CA	1323	G

Continued on next page...

Continued from previous page...

Mol	Chain	Res	Type
1	CA	1331	G
1	CA	1333	A
1	CA	1337	G
1	CA	1338	G
1	CA	1339	A
1	CA	1341	U
1	CA	1346	A
1	CA	1347	G
1	CA	1355	G
1	CA	1358	U
1	CA	1359	C
1	CA	1360	A
1	CA	1363	C
1	CA	1364	U
1	CA	1366	C
1	CA	1370	G
1	CA	1377	A
1	CA	1379	G
1	CA	1383	C
1	CA	1386	G
1	CA	1397	C
1	CA	1401	G
1	CA	1404	C
1	CA	1406	U
1	CA	1419	G
1	CA	1442	G
1	CA	1442(A)	G
1	CA	1443	G
1	CA	1444	C
1	CA	1447	A
1	CA	1452	C
1	CA	1456	G
1	CA	1457	G
1	CA	1459	C
1	CA	1460	A
1	CA	1461	G
1	CA	1473	A
1	CA	1487	G
1	CA	1492	A
1	CA	1493	A
1	CA	1494	G
1	CA	1503	A

Continued on next page...

Continued from previous page...

Mol	Chain	Res	Type
1	CA	1504	G
1	CA	1505	G
1	CA	1506	U
1	CA	1507	A
1	CA	1517	G
1	CA	1520	G
1	CA	1529	G
1	CA	1530	G
1	CA	1533	C
23	DA	10	G
23	DA	15	G
23	DA	34	C
23	DA	36	G
23	DA	45	C
23	DA	61	G
23	DA	68	G
23	DA	69	C
23	DA	71	A
23	DA	74	A
23	DA	75	G
23	DA	84	A
23	DA	90	U
23	DA	92	A
23	DA	94	C
23	DA	95	G
23	DA	102	G
23	DA	118	A
23	DA	119	A
23	DA	120	U
23	DA	121	G
23	DA	125	G
23	DA	131	G
23	DA	139(A)	G
23	DA	141	A
23	DA	154	G
23	DA	154(A)	C
23	DA	157	U
23	DA	172	C
23	DA	181	A
23	DA	182	A
23	DA	196	A
23	DA	199	A

Continued on next page...

Continued from previous page...

Mol	Chain	Res	Type
23	DA	204	A
23	DA	205	G
23	DA	215	G
23	DA	216	A
23	DA	221	A
23	DA	222	A
23	DA	225	A
23	DA	229	A
23	DA	232	G
23	DA	233	A
23	DA	248	G
23	DA	250	G
23	DA	271(I)	G
23	DA	271(K)	U
23	DA	271(L)	U
23	DA	271(M)	G
23	DA	271(N)	U
23	DA	271(O)	C
23	DA	271(P)	C
23	DA	271(R)	G
23	DA	272(B)	G
23	DA	272(H)	C
23	DA	272(I)	U
23	DA	272(J)	C
23	DA	277	C
23	DA	278	A
23	DA	279	C
23	DA	283	A
23	DA	286	C
23	DA	311	A
23	DA	324	A
23	DA	329	G
23	DA	330	A
23	DA	332	A
23	DA	333	G
23	DA	352	G
23	DA	363	G
23	DA	363(F)	A
23	DA	382	G
23	DA	386	G
23	DA	399	G
23	DA	411	G

Continued on next page...

Continued from previous page...

Mol	Chain	Res	Type
23	DA	412	A
23	DA	414	C
23	DA	426	C
23	DA	427	U
23	DA	428	A
23	DA	444	C
23	DA	448	U
23	DA	454	A
23	DA	456	C
23	DA	457	A
23	DA	470	A
23	DA	471	A
23	DA	481	G
23	DA	492	A
23	DA	504	U
23	DA	505	A
23	DA	509	C
23	DA	510	C
23	DA	512	G
23	DA	530	G
23	DA	531	C
23	DA	532	A
23	DA	533	G
23	DA	543	C
23	DA	545	G
23	DA	546	C
23	DA	547	A
23	DA	548	A
23	DA	563	G
23	DA	571	A
23	DA	573	G
23	DA	575	A
23	DA	586	A
23	DA	588	U
23	DA	603	A
23	DA	604	G
23	DA	606	U
23	DA	607	U
23	DA	614	U
23	DA	614(A)	U
23	DA	614(B)	G
23	DA	615	G

Continued on next page...

Continued from previous page...

Mol	Chain	Res	Type
23	DA	619	G
23	DA	627	A
23	DA	637	A
23	DA	644	A
23	DA	645	C
23	DA	646	A
23	DA	652(B)	A
23	DA	652(C)	G
23	DA	652(D)	C
23	DA	652(U)	G
23	DA	669	G
23	DA	686	G
23	DA	708	C
23	DA	709	U
23	DA	717	G
23	DA	730	C
23	DA	752	A
23	DA	753	C
23	DA	762	U
23	DA	765	G
23	DA	775	G
23	DA	776	G
23	DA	782	A
23	DA	784	A
23	DA	785	G
23	DA	792	G
23	DA	802	A
23	DA	805	G
23	DA	810	U
23	DA	812	C
23	DA	819	A
23	DA	827	U
23	DA	828	U
23	DA	830	G
23	DA	836	G
23	DA	857	C
23	DA	859	G
23	DA	869	G
23	DA	879	G
23	DA	880	G
23	DA	896	A
23	DA	897	C

Continued on next page...

Continued from previous page...

Mol	Chain	Res	Type
23	DA	899	A
23	DA	900	A
23	DA	901	A
23	DA	910	A
23	DA	917	A
23	DA	922	U
23	DA	923	C
23	DA	932	G
23	DA	934	G
23	DA	938	G
23	DA	941	A
23	DA	945	A
23	DA	946	G
23	DA	958	U
23	DA	959	A
23	DA	961	C
23	DA	968	G
23	DA	974	G
23	DA	975	C
23	DA	975(A)	G
23	DA	983	A
23	DA	990	A
23	DA	996	A
23	DA	1012	U
23	DA	1013	C
23	DA	1016	G
23	DA	1020	A
23	DA	1022	G
23	DA	1024	G
23	DA	1025	G
23	DA	1026	U
23	DA	1027	A
23	DA	1033	U
23	DA	1034	G
23	DA	1038	C
23	DA	1041	C
23	DA	1042	G
23	DA	1044	G
23	DA	1045	A
23	DA	1046	A
23	DA	1047	G
23	DA	1048	A

Continued on next page...

Continued from previous page...

Mol	Chain	Res	Type
23	DA	1049	C
23	DA	1050	A
23	DA	1052	C
23	DA	1107	G
23	DA	1108	U
23	DA	1109	C
23	DA	1110	G
23	DA	1111	A
23	DA	1112	G
23	DA	1115	G
23	DA	1129	A
23	DA	1135	C
23	DA	1136	G
23	DA	1139	G
23	DA	1141	U
23	DA	1142	U
23	DA	1142(A)	A
23	DA	1149	G
23	DA	1155	A
23	DA	1164	G
23	DA	1211	U
23	DA	1218	C
23	DA	1253	A
23	DA	1256	G
23	DA	1268	A
23	DA	1271	G
23	DA	1272	A
23	DA	1273	U
23	DA	1298	C
23	DA	1300	U
23	DA	1301	A
23	DA	1314	C
23	DA	1321	A
23	DA	1329	U
23	DA	1338	G
23	DA	1358	G
23	DA	1365	A
23	DA	1367	A
23	DA	1368	G
23	DA	1370	C
23	DA	1374	G
23	DA	1380	G

Continued on next page...

Continued from previous page...

Mol	Chain	Res	Type
23	DA	1384	A
23	DA	1385	G
23	DA	1391	U
23	DA	1416	G
23	DA	1417	C
23	DA	1419	A
23	DA	1420	U
23	DA	1421	G
23	DA	1427	A
23	DA	1428	C
23	DA	1429	G
23	DA	1445	A
23	DA	1449	A
23	DA	1450	G
23	DA	1459	G
23	DA	1461	G
23	DA	1467	C
23	DA	1471	A
23	DA	1481	U
23	DA	1482	G
23	DA	1488	G
23	DA	1490	A
23	DA	1493	C
23	DA	1497	U
23	DA	1507	A
23	DA	1508	A
23	DA	1509	C
23	DA	1509(A)	A
23	DA	1518	U
23	DA	1520	G
23	DA	1531	C
23	DA	1533	G
23	DA	1534	U
23	DA	1535	A
23	DA	1536	C
23	DA	1537	G
23	DA	1539	G
23	DA	1542	A
23	DA	1543	C
23	DA	1554	A
23	DA	1558	A
23	DA	1559	G

Continued on next page...

Continued from previous page...

Mol	Chain	Res	Type
23	DA	1566	A
23	DA	1569	A
23	DA	1578	U
23	DA	1580	A
23	DA	1582	C
23	DA	1584	C
23	DA	1586	A
23	DA	1598	C
23	DA	1608	A
23	DA	1609	A
23	DA	1610	A
23	DA	1617	C
23	DA	1625	C
23	DA	1639	U
23	DA	1640	C
23	DA	1641	A
23	DA	1648	C
23	DA	1654	A
23	DA	1674	G
23	DA	1675	C
23	DA	1696	G
23	DA	1700	A
23	DA	1701	A
23	DA	1703	G
23	DA	1721	G
23	DA	1722	A
23	DA	1746	G
23	DA	1750	G
23	DA	1756	G
23	DA	1762	A
23	DA	1763	G
23	DA	1764	G
23	DA	1773	A
23	DA	1780	A
23	DA	1781	C
23	DA	1782	C
23	DA	1791	A
23	DA	1799	G
23	DA	1800	C
23	DA	1801	G
23	DA	1816	G
23	DA	1819	A

Continued on next page...

Continued from previous page...

Mol	Chain	Res	Type
23	DA	1820	U
23	DA	1829	A
23	DA	1835	G
23	DA	1836	C
23	DA	1847	A
23	DA	1848	A
23	DA	1858	G
23	DA	1877	A
23	DA	1878	G
23	DA	1889	A
23	DA	1900	A
23	DA	1906	G
23	DA	1913	A
23	DA	1914	C
23	DA	1929	G
23	DA	1930	G
23	DA	1934	C
23	DA	1936	A
23	DA	1938	A
23	DA	1955	U
23	DA	1962	C
23	DA	1963	U
23	DA	1967	C
23	DA	1969	A
23	DA	1970	A
23	DA	1971	A
23	DA	1972	A
23	DA	1982	C
23	DA	1991	U
23	DA	1992	G
23	DA	1993	U
23	DA	1997	G
23	DA	2020	A
23	DA	2023	G
23	DA	2031	A
23	DA	2032	G
23	DA	2033	A
23	DA	2036	C
23	DA	2039	C
23	DA	2043	C
23	DA	2049	G
23	DA	2055	C

Continued on next page...

Continued from previous page...

Mol	Chain	Res	Type
23	DA	2056	G
23	DA	2060	A
23	DA	2061	G
23	DA	2062	A
23	DA	2063	C
23	DA	2069	G
23	DA	2093	G
23	DA	2099	U
23	DA	2103	C
23	DA	2104	G
23	DA	2105	C
23	DA	2106	G
23	DA	2108	C
23	DA	2109	U
23	DA	2110	G
23	DA	2111	C
23	DA	2116	G
23	DA	2117	A
23	DA	2118	U
23	DA	2119	A
23	DA	2126	A
23	DA	2127	G
23	DA	2131	G
23	DA	2133	G
23	DA	2134	A
23	DA	2135	A
23	DA	2143	C
23	DA	2146	C
23	DA	2147	G
23	DA	2148	G
23	DA	2161	C
23	DA	2162	G
23	DA	2170	A
23	DA	2172	U
23	DA	2173	A
23	DA	2175	C
23	DA	2176	A
23	DA	2181	G
23	DA	2185	C
23	DA	2187	G
23	DA	2188	C
23	DA	2190	G

Continued on next page...

Continued from previous page...

Mol	Chain	Res	Type
23	DA	2191	G
23	DA	2192	G
23	DA	2196	C
23	DA	2198	A
23	DA	2199	A
23	DA	2200	C
23	DA	2206	G
23	DA	2207	G
23	DA	2208	A
23	DA	2218	U
23	DA	2225	A
23	DA	2235	G
23	DA	2238	G
23	DA	2239	G
23	DA	2240	C
23	DA	2259	G
23	DA	2267	A
23	DA	2268	A
23	DA	2269	A
23	DA	2273	A
23	DA	2275	C
23	DA	2280	G
23	DA	2283	C
23	DA	2287	A
23	DA	2289	G
23	DA	2304	G
23	DA	2305	A
23	DA	2306	C
23	DA	2308	G
23	DA	2309	A
23	DA	2311	A
23	DA	2316	C
23	DA	2318	G
23	DA	2319	G
23	DA	2320	A
23	DA	2325	G
23	DA	2327	A
23	DA	2334	G
23	DA	2336	A
23	DA	2347	C
23	DA	2348	U
23	DA	2350	C

Continued on next page...

Continued from previous page...

Mol	Chain	Res	Type
23	DA	2354	G
23	DA	2355	C
23	DA	2371	G
23	DA	2372	G
23	DA	2383	G
23	DA	2385	C
23	DA	2388	A
23	DA	2396	G
23	DA	2405	G
23	DA	2406	U
23	DA	2410	G
23	DA	2413	G
23	DA	2414	G
23	DA	2422	A
23	DA	2423	U
23	DA	2425	A
23	DA	2429	G
23	DA	2430	A
23	DA	2435	A
23	DA	2439	A
23	DA	2440	C
23	DA	2441	C
23	DA	2448	A
23	DA	2460	U
23	DA	2461	C
23	DA	2468	G
23	DA	2469	A
23	DA	2476	A
23	DA	2478	A
23	DA	2487	G
23	DA	2494	G
23	DA	2502	G
23	DA	2505	G
23	DA	2506	U
23	DA	2518	A
23	DA	2520	C
23	DA	2525	G
23	DA	2529	G
23	DA	2535	G
23	DA	2554	U
23	DA	2566	A
23	DA	2567	G

Continued on next page...

Continued from previous page...

Mol	Chain	Res	Type
23	DA	2569	G
23	DA	2573	C
23	DA	2584	U
23	DA	2585	U
23	DA	2586	C
23	DA	2602	A
23	DA	2603	G
23	DA	2608	G
23	DA	2611	U
23	DA	2612	C
23	DA	2615	U
23	DA	2629	A
23	DA	2630	G
23	DA	2632	A
23	DA	2643	G
23	DA	2663	G
23	DA	2673	G
23	DA	2689	U
23	DA	2690	C
23	DA	2700	C
23	DA	2702	U
23	DA	2703	C
23	DA	2707	G
23	DA	2712	U
23	DA	2712(A)	A
23	DA	2713	A
23	DA	2714	G
23	DA	2726	U
23	DA	2733	A
23	DA	2757	A
23	DA	2758	A
23	DA	2761	G
23	DA	2762	G
23	DA	2764	A
23	DA	2765	A
23	DA	2766	G
23	DA	2769	C
23	DA	2778	A
23	DA	2791	C
23	DA	2802	G
23	DA	2803	C
23	DA	2805	G

Continued on next page...

Continued from previous page...

Mol	Chain	Res	Type
23	DA	2808	U
23	DA	2820	A
23	DA	2821	A
23	DA	2834	G
23	DA	2835	A
23	DA	2846	G
23	DA	2850	A
23	DA	2851	A
23	DA	2872	G
23	DA	2875	C
23	DA	2880	C
23	DA	2892	A
23	DA	2893	G
23	DA	2894	G
23	DA	2895	U
24	DB	2	C
24	DB	8	U
24	DB	9	G
24	DB	12	C
24	DB	13	A
24	DB	22	U
24	DB	24	G
24	DB	29	A
24	DB	32	C
24	DB	34	U
24	DB	39	A
24	DB	45	A
24	DB	52	A
24	DB	53	A
24	DB	56	G
24	DB	59	A
24	DB	64	C
24	DB	73	A
24	DB	106	G
24	DB	110	G
24	DB	116	G

All (185) RNA pucker outliers are listed below:

Mol	Chain	Res	Type
1	AA	3	G
1	AA	7	G

Continued on next page...

Continued from previous page...

Mol	Chain	Res	Type
1	AA	60	A
1	AA	69	G
1	AA	115	G
1	AA	119	A
1	AA	203	U
1	AA	243	A
1	AA	266	G
1	AA	327	A
1	AA	428	G
1	AA	484	G
1	AA	509	A
1	AA	560	U
1	AA	687	A
1	AA	748	C
1	AA	840	C
1	AA	913	A
1	AA	992	U
1	AA	1064	G
1	AA	1065	U
1	AA	1067	A
1	AA	1179	A
1	AA	1201	A
1	AA	1279	A
1	AA	1285	A
1	AA	1300	G
1	AA	1364	U
1	AA	1442	G
1	AA	1493	A
1	AA	1504	G
23	BA	9	U
23	BA	90	U
23	BA	196	A
23	BA	221	A
23	BA	249	C
23	BA	271(K)	U
23	BA	271(L)	U
23	BA	271(M)	G
23	BA	277	C
23	BA	278	A
23	BA	363(E)	U
23	BA	479	A
23	BA	512	G

Continued on next page...

Continued from previous page...

Mol	Chain	Res	Type
23	BA	542	C
23	BA	547	A
23	BA	652(A)	A
23	BA	669	G
23	BA	746	A
23	BA	752	A
23	BA	764	A
23	BA	774	A
23	BA	776	G
23	BA	827	U
23	BA	856	C
23	BA	896	A
23	BA	900	A
23	BA	974	G
23	BA	1026	U
23	BA	1033	U
23	BA	1047	G
23	BA	1048	A
23	BA	1049	C
23	BA	1106	G
23	BA	1108	U
23	BA	1210	A
23	BA	1378	A
23	BA	1379	A
23	BA	1427	A
23	BA	1507	A
23	BA	1530	C
23	BA	1538	G
23	BA	1558	A
23	BA	1608	A
23	BA	1609	A
23	BA	1617	C
23	BA	1653	G
23	BA	1799	G
23	BA	1819	A
23	BA	1992	G
23	BA	2126	A
23	BA	2171	A
23	BA	2172	U
23	BA	2308	G
23	BA	2318	G
23	BA	2405	G

Continued on next page...

Continued from previous page...

Mol	Chain	Res	Type
23	BA	2439	A
23	BA	2602	A
23	BA	2610	C
23	BA	2689	U
23	BA	2712	U
23	BA	2778	A
23	BA	2802	G
1	CA	7	G
1	CA	60	A
1	CA	115	G
1	CA	119	A
1	CA	203	U
1	CA	243	A
1	CA	266	G
1	CA	327	A
1	CA	345	C
1	CA	428	G
1	CA	484	G
1	CA	509	A
1	CA	560	U
1	CA	687	A
1	CA	748	C
1	CA	840	C
1	CA	913	A
1	CA	991	U
1	CA	992	U
1	CA	1064	G
1	CA	1065	U
1	CA	1067	A
1	CA	1201	A
1	CA	1211	U
1	CA	1285	A
1	CA	1300	G
1	CA	1442	G
1	CA	1493	A
1	CA	1504	G
23	DA	9	U
23	DA	90	U
23	DA	196	A
23	DA	221	A
23	DA	249	C
23	DA	271(K)	U

Continued on next page...

Continued from previous page...

Mol	Chain	Res	Type
23	DA	271(L)	U
23	DA	271(M)	G
23	DA	277	C
23	DA	278	A
23	DA	310	A
23	DA	363(E)	U
23	DA	512	G
23	DA	542	C
23	DA	547	A
23	DA	652(A)	A
23	DA	752	A
23	DA	764	A
23	DA	774	A
23	DA	776	G
23	DA	827	U
23	DA	856	C
23	DA	859	G
23	DA	896	A
23	DA	900	A
23	DA	974	G
23	DA	1026	U
23	DA	1033	U
23	DA	1047	G
23	DA	1048	A
23	DA	1049	C
23	DA	1106	G
23	DA	1108	U
23	DA	1210	A
23	DA	1378	A
23	DA	1379	A
23	DA	1427	A
23	DA	1507	A
23	DA	1530	C
23	DA	1536	C
23	DA	1538	G
23	DA	1558	A
23	DA	1608	A
23	DA	1617	C
23	DA	1653	G
23	DA	1799	G
23	DA	1819	A
23	DA	1992	G

Continued on next page...

Continued from previous page...

Mol	Chain	Res	Type
23	DA	2126	A
23	DA	2171	A
23	DA	2172	U
23	DA	2308	G
23	DA	2318	G
23	DA	2405	G
23	DA	2439	A
23	DA	2602	A
23	DA	2610	C
23	DA	2689	U
23	DA	2712	U
23	DA	2756	U
23	DA	2778	A
23	DA	2802	G
23	DA	2873	A

5.4 Non-standard residues in protein, DNA, RNA chains [i](#)

There are no non-standard protein/DNA/RNA residues in this entry.

5.5 Carbohydrates [i](#)

There are no oligosaccharides in this entry.

5.6 Ligand geometry [i](#)

Of 1302 ligands modelled in this entry, 1302 are monoatomic - leaving 0 for Mogul analysis.

There are no bond length outliers.

There are no bond angle outliers.

There are no chirality outliers.

There are no torsion outliers.

There are no ring outliers.

No monomer is involved in short contacts.

5.7 Other polymers [i](#)

There are no such residues in this entry.

5.8 Polymer linkage issues

There are no chain breaks in this entry.

6 Fit of model and data i

6.1 Protein, DNA and RNA chains i

In the following table, the column labelled ‘#RSRZ> 2’ contains the number (and percentage) of RSRZ outliers, followed by percent RSRZ outliers for the chain as percentile scores relative to all X-ray entries and entries of similar resolution. The OWAB column contains the minimum, median, 95th percentile and maximum values of the occupancy-weighted average B-factor per residue. The column labelled ‘Q< 0.9’ lists the number of (and percentage) of residues with an average occupancy less than 0.9.

Mol	Chain	Analysed	<RSRZ>	#RSRZ>2	OWAB(Å ²)	Q<0.9
1	AA	1505/1522 (98%)	0.95	231 (15%) 6 4	52, 116, 177, 188	0
1	CA	1501/1522 (98%)	0.63	117 (7%) 20 11	53, 112, 168, 181	0
2	AB	229/256 (89%)	1.09	32 (13%) 7 4	114, 135, 150, 160	0
2	CB	229/256 (89%)	0.97	32 (13%) 7 4	113, 135, 150, 160	0
3	AC	206/239 (86%)	1.38	51 (24%) 2 2	122, 148, 164, 172	0
3	CC	206/239 (86%)	1.01	28 (13%) 8 5	119, 140, 153, 162	0
4	AD	208/209 (99%)	1.41	52 (25%) 2 2	100, 116, 133, 143	0
4	CD	208/209 (99%)	1.22	41 (19%) 3 3	95, 111, 129, 142	0
5	AE	148/162 (91%)	0.96	16 (10%) 12 7	85, 109, 124, 129	0
5	CE	148/162 (91%)	0.69	12 (8%) 19 11	87, 108, 124, 132	0
6	AF	100/101 (99%)	0.84	11 (11%) 12 7	88, 102, 122, 136	0
6	CF	100/101 (99%)	0.56	5 (5%) 35 20	93, 107, 123, 135	0
7	AG	155/156 (99%)	2.07	65 (41%) 1 1	134, 156, 166, 168	0
7	CG	155/156 (99%)	1.26	40 (25%) 2 2	118, 144, 151, 158	0
8	AH	138/138 (100%)	0.80	15 (10%) 12 7	93, 111, 121, 131	0
8	CH	138/138 (100%)	0.81	15 (10%) 12 7	89, 110, 120, 133	0
9	AI	125/128 (97%)	2.46	68 (54%) 0 0	131, 157, 170, 176	0
9	CI	125/128 (97%)	2.10	55 (44%) 1 1	129, 151, 161, 173	0
10	AJ	96/105 (91%)	2.39	52 (54%) 0 0	137, 155, 170, 176	0
10	CJ	96/105 (91%)	2.00	42 (43%) 1 1	130, 149, 161, 169	0
11	AK	114/129 (88%)	0.66	7 (6%) 28 16	74, 109, 123, 127	0
11	CK	114/129 (88%)	0.76	10 (8%) 17 9	79, 109, 122, 124	0
12	AL	122/132 (92%)	0.96	18 (14%) 7 4	72, 95, 111, 120	0
12	CL	122/132 (92%)	0.83	9 (7%) 22 12	72, 92, 106, 116	0

Continued on next page...

Continued from previous page...

Mol	Chain	Analysed	<RSRZ>	#RSRZ>2	OWAB(Å ²)	Q<0.9
13	AM	114/126 (90%)	2.67	67 (58%) 0 0	147, 160, 171, 177	0
13	CM	114/126 (90%)	1.65	34 (29%) 1 1	124, 145, 155, 158	0
14	AN	60/61 (98%)	2.72	36 (60%) 0 0	134, 160, 169, 174	0
14	CN	60/61 (98%)	1.99	27 (45%) 1 1	136, 146, 152, 155	0
15	AO	88/89 (98%)	0.78	7 (7%) 20 11	78, 103, 120, 131	0
15	CO	88/89 (98%)	0.58	4 (4%) 39 22	79, 102, 122, 129	0
16	AP	82/88 (93%)	1.73	21 (25%) 2 2	98, 112, 132, 138	0
16	CP	82/88 (93%)	1.37	17 (20%) 3 2	89, 105, 122, 132	0
17	AQ	99/105 (94%)	0.96	10 (10%) 14 8	86, 99, 113, 118	0
17	CQ	99/105 (94%)	0.65	7 (7%) 23 13	84, 98, 113, 117	0
18	AR	68/88 (77%)	0.80	5 (7%) 22 12	93, 104, 138, 141	0
18	CR	68/88 (77%)	0.69	2 (2%) 54 32	95, 107, 138, 143	0
19	AS	81/93 (87%)	2.08	38 (46%) 0 1	131, 164, 174, 179	0
19	CS	81/93 (87%)	1.24	15 (18%) 4 3	125, 146, 153, 155	0
20	AT	97/106 (91%)	1.49	28 (28%) 1 1	90, 106, 127, 131	0
20	CT	97/106 (91%)	1.30	22 (22%) 3 2	84, 103, 125, 132	0
21	AU	23/27 (85%)	4.77	21 (91%) 0 0	147, 161, 169, 174	0
21	CU	23/27 (85%)	2.92	16 (69%) 0 0	130, 145, 153, 154	0
22	AV	53/61 (86%)	0.57	4 (7%) 22 12	93, 105, 121, 143	0
22	CV	53/61 (86%)	0.60	6 (11%) 11 6	90, 115, 141, 151	0
23	BA	2809/2915 (96%)	-0.26	70 (2%) 58 36	31, 50, 134, 186	0
23	DA	2814/2915 (96%)	-0.24	68 (2%) 59 37	34, 56, 138, 189	0
24	BB	120/122 (98%)	-0.17	0 100 100	46, 72, 94, 119	0
24	DB	120/122 (98%)	0.24	2 (1%) 69 47	63, 90, 111, 129	0
25	BD	275/276 (99%)	0.03	6 (2%) 62 40	34, 52, 69, 117	0
25	DD	275/276 (99%)	-0.21	4 (1%) 71 50	36, 55, 72, 119	0
26	BE	204/206 (99%)	-0.02	3 (1%) 71 50	32, 55, 78, 95	0
26	DE	204/206 (99%)	-0.09	2 (0%) 79 60	35, 61, 84, 101	0
27	BF	203/210 (96%)	-0.09	0 100 100	30, 60, 92, 136	0
27	DF	203/210 (96%)	0.08	4 (1%) 64 43	34, 67, 96, 136	0
28	BG	181/182 (99%)	0.97	23 (12%) 9 5	80, 120, 143, 152	0

Continued on next page...

Continued from previous page...

Mol	Chain	Analysed	<RSRZ>	#RSRZ>2	OWAB(Å ²)	Q<0.9
28	DG	181/182 (99%)	1.03	18 (9%) 14 8	92, 126, 146, 156	0
29	BH	174/180 (96%)	0.51	10 (5%) 30 17	58, 79, 97, 110	0
29	DH	174/180 (96%)	0.63	6 (3%) 48 28	70, 92, 107, 122	0
30	BI	146/148 (98%)	0.22	3 (2%) 63 41	57, 90, 108, 120	0
30	DI	146/148 (98%)	0.74	14 (9%) 15 8	60, 108, 127, 131	0
31	BN	140/140 (100%)	0.01	3 (2%) 63 41	39, 55, 83, 98	0
31	DN	140/140 (100%)	-0.07	1 (0%) 84 68	45, 63, 89, 101	0
32	BO	122/122 (100%)	-0.03	2 (1%) 70 49	43, 58, 79, 85	0
32	DO	122/122 (100%)	-0.21	1 (0%) 82 66	46, 62, 82, 86	0
33	BP	149/150 (99%)	0.15	3 (2%) 64 43	34, 63, 98, 109	0
33	DP	149/150 (99%)	0.10	2 (1%) 74 54	38, 70, 102, 111	0
34	BQ	141/141 (100%)	0.07	3 (2%) 63 41	43, 61, 77, 91	0
34	DQ	141/141 (100%)	0.11	0 100 100	47, 67, 85, 94	0
35	BR	118/118 (100%)	-0.12	1 (0%) 82 66	38, 50, 70, 78	0
35	DR	118/118 (100%)	-0.07	1 (0%) 82 66	42, 55, 73, 82	0
36	BS	110/112 (98%)	0.18	1 (0%) 81 63	58, 75, 93, 101	0
36	DS	110/112 (98%)	0.46	3 (2%) 56 34	64, 82, 99, 110	0
37	BT	131/146 (89%)	0.06	4 (3%) 51 30	51, 63, 98, 117	0
37	DT	131/146 (89%)	0.04	2 (1%) 71 50	55, 67, 101, 118	0
38	BU	116/118 (98%)	-0.11	4 (3%) 48 28	35, 48, 69, 81	0
38	DU	116/118 (98%)	-0.16	0 100 100	40, 56, 76, 86	0
39	BV	100/101 (99%)	0.00	2 (2%) 64 43	34, 62, 81, 91	0
39	DV	101/101 (100%)	0.03	0 100 100	40, 72, 90, 98	0
40	BW	112/113 (99%)	-0.26	2 (1%) 67 45	36, 43, 64, 102	0
40	DW	112/113 (99%)	-0.18	0 100 100	40, 48, 69, 95	0
41	BX	95/96 (98%)	0.04	4 (4%) 41 24	41, 51, 74, 98	0
41	DX	95/96 (98%)	0.11	1 (1%) 77 58	47, 56, 80, 102	0
42	BY	107/110 (97%)	0.54	5 (4%) 37 21	52, 64, 89, 107	0
42	DY	107/110 (97%)	0.73	8 (7%) 22 12	59, 72, 96, 116	0
43	BZ	198/206 (96%)	0.45	8 (4%) 43 25	65, 85, 111, 126	0
43	DZ	198/206 (96%)	0.43	7 (3%) 47 28	73, 92, 115, 132	0

Continued on next page...

Continued from previous page...

Mol	Chain	Analysed	<RSRZ>	#RSRZ>2	OWAB(Å ²)	Q<0.9
44	B0	76/85 (89%)	-0.07	0 100 100	48, 55, 71, 87	0
44	D0	76/85 (89%)	0.08	1 (1%) 74 54	53, 61, 76, 90	0
45	B1	97/98 (98%)	-0.02	3 (3%) 51 30	37, 57, 89, 103	0
45	D1	97/98 (98%)	0.19	5 (5%) 34 19	41, 61, 91, 108	0
46	B2	70/72 (97%)	0.25	2 (2%) 54 32	50, 66, 84, 103	0
46	D2	70/72 (97%)	0.70	9 (12%) 9 5	55, 71, 88, 112	0
47	B3	59/60 (98%)	0.26	1 (1%) 69 47	43, 57, 85, 101	0
47	D3	59/60 (98%)	0.28	2 (3%) 48 28	49, 64, 92, 112	0
48	B4	46/71 (64%)	0.36	0 100 100	106, 140, 151, 154	0
48	D4	46/71 (64%)	0.57	1 (2%) 62 40	113, 141, 152, 163	0
49	B5	59/60 (98%)	-0.25	0 100 100	33, 51, 68, 89	0
49	D5	59/60 (98%)	-0.22	0 100 100	37, 55, 73, 95	0
50	B6	53/54 (98%)	-0.13	1 (1%) 66 44	53, 61, 75, 78	0
50	D6	53/54 (98%)	-0.04	2 (3%) 44 26	56, 65, 79, 82	0
51	B7	48/49 (97%)	-0.12	4 (8%) 19 10	32, 37, 61, 78	0
51	D7	48/49 (97%)	-0.14	2 (4%) 41 24	36, 40, 64, 83	0
52	B8	64/65 (98%)	0.40	6 (9%) 15 9	42, 49, 58, 70	0
52	D8	64/65 (98%)	0.02	1 (1%) 70 49	46, 53, 62, 72	0
53	B9	36/37 (97%)	0.19	1 (2%) 55 33	49, 59, 72, 83	0
53	D9	36/37 (97%)	0.87	5 (13%) 7 4	58, 68, 81, 91	0
All	All	20542/21368 (96%)	0.40	1758 (8%) 18 10	30, 80, 160, 189	0

All (1758) RSRZ outliers are listed below:

Mol	Chain	Res	Type	RSRZ
21	AU	16	GLY	10.6
42	BY	1	MET	10.2
7	CG	2	ALA	10.1
21	AU	4	GLY	9.6
10	AJ	72	VAL	9.2
21	AU	3	LYS	9.1
14	AN	12	ARG	9.1
13	AM	43	THR	8.8
9	AI	12	GLU	8.8
42	DY	80	GLY	8.7

Continued on next page...

Continued from previous page...

Mol	Chain	Res	Type	RSRZ
29	BH	2	SER	8.5
28	DG	35	GLU	8.4
1	AA	974	A	8.2
13	CM	100	GLY	8.2
13	CM	7	VAL	8.2
21	AU	11	GLY	8.1
13	AM	97	PRO	7.9
14	AN	13	THR	7.9
13	AM	87	TYR	7.8
1	AA	1363	C	7.7
3	AC	2	GLY	7.6
2	AB	131	PRO	7.6
7	AG	38	LEU	7.3
4	CD	69	GLY	7.1
1	AA	982	U	7.0
1	AA	1290	G	7.0
7	CG	38	LEU	6.9
14	AN	14	PRO	6.9
10	AJ	47	PHE	6.7
21	AU	17	THR	6.7
13	AM	103	THR	6.6
13	AM	111	LYS	6.6
19	AS	49	ILE	6.6
10	CJ	54	PHE	6.4
14	CN	2	ALA	6.4
9	AI	123	PRO	6.4
21	AU	21	TYR	6.4
9	AI	109	VAL	6.4
13	AM	88	ARG	6.3
10	AJ	8	LEU	6.3
13	AM	96	LEU	6.3
1	CA	1148	U	6.3
23	BA	2130	U	6.3
1	CA	1149	C	6.2
7	AG	97	GLN	6.2
9	AI	125	TYR	6.2
23	BA	2117	A	6.1
7	AG	36	LYS	6.1
13	AM	107	ALA	6.1
5	AE	130	ASN	6.1
1	AA	1286	A	6.1
10	CJ	53	PRO	6.0

Continued on next page...

Continued from previous page...

Mol	Chain	Res	Type	RSRZ
2	AB	133	LYS	5.9
7	AG	35	LYS	5.9
13	AM	60	VAL	5.9
7	CG	5	ARG	5.9
9	CI	7	THR	5.8
7	AG	42	ILE	5.8
1	AA	949	A	5.8
14	CN	29	ARG	5.8
21	AU	14	TRP	5.8
14	AN	39	LEU	5.8
1	CA	933	G	5.8
21	CU	5	ASP	5.8
13	AM	100	GLY	5.8
7	AG	39	ALA	5.7
13	AM	99	ARG	5.7
17	AQ	78	GLU	5.7
1	CA	1379	G	5.7
9	CI	118	LYS	5.7
3	AC	144	SER	5.6
1	AA	1030(B)	C	5.6
1	AA	1306	A	5.6
3	AC	192	THR	5.5
13	AM	101	GLN	5.5
21	AU	18	TYR	5.5
1	AA	1352	C	5.5
9	AI	89	ASN	5.4
13	AM	90	LEU	5.4
9	CI	77	ILE	5.4
3	CC	153	VAL	5.4
7	AG	104	LEU	5.4
1	AA	1341	U	5.4
21	CU	23	PRO	5.4
1	CA	1026	G	5.4
9	AI	13	ALA	5.4
20	CT	10	LEU	5.3
10	AJ	24	VAL	5.3
9	AI	7	THR	5.3
1	AA	1030(C)	G	5.3
21	AU	15	ARG	5.3
2	CB	161	ALA	5.3
13	CM	66	LEU	5.3
1	AA	1331	G	5.3

Continued on next page...

Continued from previous page...

Mol	Chain	Res	Type	RSRZ
9	CI	123	PRO	5.3
7	AG	117	ALA	5.3
9	CI	106	ALA	5.2
1	AA	950	U	5.2
3	CC	76	VAL	5.2
20	AT	10	LEU	5.2
3	AC	196	LEU	5.2
6	AF	88	VAL	5.2
9	AI	14	VAL	5.2
9	CI	108	VAL	5.2
1	CA	1027	C	5.1
1	AA	1235	U	5.1
42	DY	2	ARG	5.1
2	CB	93	VAL	5.1
5	AE	81	GLU	5.1
16	AP	28	ARG	5.1
21	AU	6	ARG	5.1
45	D1	2	SER	5.1
4	CD	21	LEU	5.1
23	BA	2129	C	5.1
1	AA	1351	U	5.1
12	CL	73	GLU	5.0
9	AI	113	LYS	5.0
1	AA	986	A	5.0
1	CA	974	A	5.0
9	CI	119	ALA	5.0
23	DA	2110	G	5.0
7	AG	66	VAL	5.0
21	CU	6	ARG	5.0
13	AM	113	PRO	5.0
10	CJ	43	ARG	5.0
16	CP	82	GLN	5.0
9	CI	101	PHE	5.0
7	AG	59	LEU	5.0
1	AA	951	G	5.0
1	AA	1291	G	5.0
13	AM	91	ARG	5.0
13	AM	98	VAL	4.9
20	AT	82	SER	4.9
21	CU	14	TRP	4.9
9	AI	119	ALA	4.9
13	AM	27	LYS	4.9

Continued on next page...

Continued from previous page...

Mol	Chain	Res	Type	RSRZ
23	BA	1106	G	4.9
9	AI	10	ARG	4.9
28	DG	155	MET	4.9
10	AJ	38	ILE	4.9
20	AT	12	ALA	4.9
3	CC	155	GLY	4.9
16	CP	12	LYS	4.9
14	AN	37	PHE	4.9
9	CI	117	HIS	4.9
19	AS	40	ILE	4.8
21	AU	8	THR	4.8
1	AA	1224	G	4.8
1	AA	1309	G	4.8
12	CL	112	ASP	4.8
19	AS	9	VAL	4.8
3	AC	39	ILE	4.8
28	BG	35	GLU	4.8
1	AA	1223	C	4.8
15	AO	3	ILE	4.7
18	AR	31	LEU	4.7
7	AG	116	ALA	4.7
1	AA	980	C	4.7
9	AI	102	LEU	4.7
14	AN	2	ALA	4.7
23	BA	277	C	4.7
42	BY	2	ARG	4.7
23	BA	2173	A	4.7
2	CB	152	PHE	4.7
7	AG	5	ARG	4.6
10	CJ	23	ILE	4.6
1	AA	1217	C	4.6
1	AA	1242	C	4.6
10	AJ	34	VAL	4.6
13	AM	20	THR	4.6
1	AA	989	C	4.6
30	DI	121	LYS	4.6
9	AI	3	GLN	4.6
4	AD	21	LEU	4.6
28	BG	133	LEU	4.6
1	AA	973	G	4.6
16	AP	29	ASP	4.6
19	AS	50	ALA	4.6

Continued on next page...

Continued from previous page...

Mol	Chain	Res	Type	RSRZ
19	CS	4	SER	4.6
20	CT	11	SER	4.6
4	AD	6	GLY	4.6
14	CN	34	TYR	4.6
1	AA	1240	U	4.5
10	AJ	71	LEU	4.5
14	AN	7	ILE	4.5
9	AI	111	ARG	4.5
10	AJ	62	HIS	4.5
9	AI	11	LYS	4.5
10	CJ	72	VAL	4.5
14	CN	25	VAL	4.5
3	CC	43	LEU	4.5
9	AI	126	SER	4.5
1	AA	952	U	4.5
13	CM	5	ALA	4.5
1	AA	948	C	4.5
1	AA	1218	C	4.5
1	AA	1236	A	4.5
1	CA	1285	A	4.5
28	DG	2	PRO	4.5
10	CJ	64	GLU	4.4
14	CN	31	ARG	4.4
13	AM	109	THR	4.4
14	AN	11	LYS	4.4
1	AA	1340	A	4.4
1	CA	936	C	4.4
8	CH	1	MET	4.4
19	AS	41	VAL	4.4
16	AP	12	LYS	4.4
9	CI	84	ALA	4.4
16	AP	13	HIS	4.4
7	AG	93	PRO	4.4
1	AA	987	G	4.4
9	CI	125	TYR	4.4
25	BD	275	LYS	4.4
1	AA	983	A	4.4
8	AH	1	MET	4.3
9	AI	106	ALA	4.3
13	AM	5	ALA	4.3
9	CI	121	ARG	4.3
23	DA	2173	A	4.3

Continued on next page...

Continued from previous page...

Mol	Chain	Res	Type	RSRZ
14	AN	10	ALA	4.3
13	AM	19	LEU	4.3
1	CA	1222	G	4.3
23	DA	2168	G	4.3
3	AC	87	LEU	4.3
10	CJ	48	THR	4.3
13	CM	103	THR	4.3
7	CG	124	LEU	4.3
13	AM	41	PRO	4.3
13	CM	60	VAL	4.3
7	CG	120	ILE	4.3
7	CG	8	GLU	4.2
13	AM	4	ILE	4.2
10	AJ	65	LEU	4.2
21	CU	2	GLY	4.2
7	AG	33	ASP	4.2
9	CI	105	ASP	4.2
7	AG	118	VAL	4.2
9	CI	126	SER	4.2
4	CD	202	LEU	4.2
28	BG	131	TYR	4.2
1	AA	1216	G	4.2
19	AS	69	HIS	4.2
9	AI	84	ALA	4.2
1	AA	941	G	4.2
1	CA	1023	G	4.2
7	AG	8	GLU	4.2
7	AG	31	MET	4.2
1	CA	1036	G	4.1
28	DG	134	GLY	4.1
16	AP	1	MET	4.1
9	CI	40	LEU	4.1
13	CM	27	LYS	4.1
1	AA	981	U	4.1
5	CE	20	GLN	4.1
13	CM	102	ARG	4.1
10	AJ	64	GLU	4.1
7	AG	9	VAL	4.1
14	AN	34	TYR	4.1
10	CJ	56	HIS	4.1
12	CL	26	ALA	4.1
2	AB	134	GLU	4.1

Continued on next page...

Continued from previous page...

Mol	Chain	Res	Type	RSRZ
7	AG	15	ASP	4.1
52	B8	35	GLN	4.1
1	CA	1092	A	4.1
1	AA	1330	U	4.1
20	AT	13	LEU	4.1
23	DA	272(A)	U	4.1
13	CM	67	GLU	4.1
7	CG	106	GLN	4.1
1	AA	947	G	4.1
23	BA	2125	G	4.1
1	AA	1332	A	4.1
9	CI	12	GLU	4.0
1	AA	1342	C	4.0
1	CA	1128	C	4.0
14	AN	23	ARG	4.0
5	AE	90	VAL	4.0
4	AD	31	CYS	4.0
2	CB	149	LEU	4.0
29	DH	2	SER	4.0
8	AH	84	ARG	4.0
14	AN	61	TRP	4.0
25	BD	276	LYS	4.0
45	D1	26	ARG	4.0
1	CA	1286	A	4.0
2	AB	184	VAL	4.0
20	CT	73	HIS	4.0
25	DD	276	LYS	4.0
53	D9	37	GLY	4.0
9	AI	2	GLU	4.0
9	AI	112	LYS	3.9
20	AT	86	ARG	3.9
2	CB	72	GLY	3.9
1	AA	1214	C	3.9
10	AJ	54	PHE	3.9
14	AN	9	LYS	3.9
21	AU	12	LYS	3.9
4	CD	42	GLN	3.9
7	AG	34	GLY	3.9
14	AN	32	SER	3.9
10	CJ	84	GLN	3.9
1	AA	985	C	3.9
1	AA	1237	C	3.9

Continued on next page...

Continued from previous page...

Mol	Chain	Res	Type	RSRZ
30	DI	34	GLY	3.9
29	BH	58	GLU	3.9
14	CN	37	PHE	3.9
4	CD	31	CYS	3.9
9	CI	81	ILE	3.9
11	CK	89	ALA	3.9
1	CA	1293	G	3.9
9	AI	118	LYS	3.9
21	AU	24	ARG	3.9
23	BA	2131	G	3.9
16	AP	2	VAL	3.9
9	CI	15	ALA	3.9
9	AI	70	LYS	3.9
25	DD	275	LYS	3.9
9	AI	33	PHE	3.8
9	CI	49	PRO	3.8
3	AC	76	VAL	3.8
1	AA	1030(A)	G	3.8
1	AA	1353	G	3.8
6	CF	63	TYR	3.8
1	CA	1205	U	3.8
51	D7	48	LYS	3.8
19	CS	13	ASP	3.8
9	AI	108	VAL	3.8
10	AJ	40	LEU	3.8
4	AD	5	ILE	3.8
1	CA	1116	C	3.8
41	BX	60	ARG	3.8
1	AA	1312	G	3.8
1	CA	1202	G	3.8
4	CD	9	CYS	3.8
6	AF	6	VAL	3.8
14	AN	22	THR	3.8
10	CJ	55	LYS	3.8
19	AS	70	LYS	3.8
14	AN	16	PHE	3.8
23	DA	2128	C	3.8
4	CD	112	VAL	3.8
41	DX	6	ASP	3.8
17	AQ	7	THR	3.8
20	AT	73	HIS	3.8
7	CG	39	ALA	3.8

Continued on next page...

Continued from previous page...

Mol	Chain	Res	Type	RSRZ
23	DA	276	A	3.8
10	AJ	55	LYS	3.8
1	AA	961	U	3.8
20	CT	86	ARG	3.8
3	CC	2	GLY	3.8
22	AV	36	GLN	3.7
1	AA	988	G	3.7
1	AA	1197	G	3.7
23	BA	2159	G	3.7
2	AB	132	LYS	3.7
7	CG	32	ARG	3.7
21	CU	7	ARG	3.7
20	CT	12	ALA	3.7
3	CC	154	SER	3.7
7	AG	110	GLN	3.7
13	CM	101	GLN	3.7
52	B8	33	ASN	3.7
28	BG	87	PRO	3.7
9	CI	63	ILE	3.7
17	CQ	24	GLU	3.7
17	CQ	78	GLU	3.7
16	CP	10	GLY	3.7
9	AI	88	TYR	3.7
10	AJ	48	THR	3.7
1	AA	1212	U	3.7
1	CA	1223	C	3.7
7	CG	16	LEU	3.7
7	CG	7	ALA	3.7
9	CI	82	ALA	3.7
14	AN	21	TYR	3.7
22	AV	33	THR	3.7
10	AJ	63	PHE	3.7
23	BA	2792	G	3.7
23	DA	2792	G	3.7
5	CE	12	LEU	3.7
20	AT	53	LEU	3.7
16	AP	11	SER	3.7
23	BA	2167	U	3.7
1	AA	1018	C	3.7
8	CH	99	GLU	3.7
9	AI	30	GLY	3.7
10	AJ	83	GLU	3.7

Continued on next page...

Continued from previous page...

Mol	Chain	Res	Type	RSRZ
26	BE	204	ALA	3.7
19	AS	10	PHE	3.7
20	CT	85	MET	3.7
21	AU	20	LYS	3.7
7	AG	80	VAL	3.7
1	AA	1287	A	3.7
9	CI	107	ARG	3.7
10	AJ	53	PRO	3.7
1	CA	1198	G	3.7
23	BA	2172	U	3.6
23	BA	2163	C	3.6
4	CD	11	LEU	3.6
14	AN	6	LEU	3.6
20	AT	56	MET	3.6
17	AQ	97	SER	3.6
4	AD	120	LEU	3.6
10	CJ	47	PHE	3.6
19	AS	71	LEU	3.6
41	BX	92	LEU	3.6
7	AG	105	VAL	3.6
11	CK	82	VAL	3.6
19	AS	48	THR	3.6
11	CK	117	ASN	3.6
7	AG	114	ARG	3.6
9	CI	53	VAL	3.6
23	BA	2116	G	3.6
23	DA	2152	G	3.6
1	AA	1209	C	3.6
4	AD	113	SER	3.6
7	AG	144	MET	3.6
10	CJ	65	LEU	3.6
12	AL	19	ARG	3.6
1	AA	977	A	3.6
1	AA	1339	A	3.6
1	AA	984	C	3.6
13	AM	15	VAL	3.6
23	BA	1509	C	3.6
23	BA	2108	C	3.6
4	CD	156	GLU	3.6
10	AJ	25	GLU	3.6
4	AD	125	HIS	3.6
4	AD	22	LYS	3.6

Continued on next page...

Continued from previous page...

Mol	Chain	Res	Type	RSRZ
10	CJ	59	SER	3.5
5	AE	122	GLU	3.5
9	AI	110	GLU	3.5
23	BA	2174	C	3.5
23	DA	2148	G	3.5
23	DA	2893	G	3.5
7	CG	115	ARG	3.5
12	CL	113	ARG	3.5
18	CR	54	ARG	3.5
7	AG	16	LEU	3.5
11	CK	98	LEU	3.5
2	AB	48	MET	3.5
1	AA	935	A	3.5
1	CA	1093	A	3.5
13	CM	9	ILE	3.5
14	AN	15	LYS	3.5
9	AI	117	HIS	3.5
10	CJ	46	ARG	3.5
29	BH	59	ARG	3.5
5	AE	86	ALA	3.5
7	AG	40	ALA	3.5
9	CI	122	ALA	3.5
13	CM	70	LEU	3.5
28	BG	120	LEU	3.5
23	DA	2174	C	3.5
53	D9	21	GLY	3.5
1	AA	1050	G	3.5
9	AI	105	ASP	3.5
23	BA	2119	A	3.5
23	DA	2171	A	3.5
3	AC	190	ARG	3.5
13	AM	33	ALA	3.5
1	AA	1384	C	3.5
9	AI	60	ASP	3.5
19	AS	73	GLU	3.5
45	B1	2	SER	3.5
7	CG	22	LEU	3.5
1	AA	1289	A	3.5
7	CG	109	ASN	3.5
10	AJ	45	ARG	3.5
1	AA	1327	C	3.4
3	AC	154	SER	3.4

Continued on next page...

Continued from previous page...

Mol	Chain	Res	Type	RSRZ
4	AD	165	MET	3.4
8	AH	93	VAL	3.4
19	AS	68	GLY	3.4
21	CU	16	GLY	3.4
1	CA	1065	U	3.4
1	CA	1068	G	3.4
1	CA	1173	G	3.4
1	CA	1291	G	3.4
23	BA	6	A	3.4
9	AI	9	ARG	3.4
18	AR	66	LEU	3.4
10	AJ	56	HIS	3.4
10	CJ	37	PRO	3.4
9	AI	46	ALA	3.4
12	AL	120	TYR	3.4
7	CG	35	LYS	3.4
9	AI	23	ASN	3.4
16	AP	10	GLY	3.4
23	DA	2790	A	3.4
1	AA	1138	G	3.4
1	AA	1215	G	3.4
1	CA	1013	G	3.4
23	DA	171	G	3.4
3	AC	90	GLU	3.4
4	AD	156	GLU	3.4
9	CI	48	GLU	3.4
10	AJ	37	PRO	3.4
9	CI	17	VAL	3.4
4	AD	26	CYS	3.4
9	AI	29	ASN	3.4
7	AG	115	ARG	3.4
30	DI	54	GLN	3.4
1	AA	1213	A	3.4
1	AA	1329	A	3.4
1	CA	975	A	3.4
7	CG	25	ALA	3.4
8	CH	54	ASP	3.4
9	AI	114	TYR	3.4
19	AS	67	VAL	3.4
7	AG	10	ARG	3.4
1	AA	1048	G	3.4
4	CD	5	ILE	3.4

Continued on next page...

Continued from previous page...

Mol	Chain	Res	Type	RSRZ
9	CI	71	SER	3.4
7	AG	11	GLN	3.4
2	CB	52	GLU	3.4
6	AF	17	SER	3.4
9	CI	85	LEU	3.3
23	DA	2162	G	3.3
9	AI	122	ALA	3.3
20	AT	80	ARG	3.3
31	BN	68	GLU	3.3
1	AA	65	U	3.3
16	AP	68	ASP	3.3
3	CC	49	SER	3.3
9	CI	11	LYS	3.3
23	BA	2171	A	3.3
23	DA	2892	A	3.3
4	AD	112	VAL	3.3
9	AI	37	PHE	3.3
10	AJ	44	VAL	3.3
12	AL	18	VAL	3.3
10	CJ	45	ARG	3.3
13	CM	99	ARG	3.3
21	CU	15	ARG	3.3
13	AM	92	HIS	3.3
7	AG	30	ILE	3.3
1	AA	1304	G	3.3
11	AK	98	LEU	3.3
1	AA	1247	U	3.3
1	AA	1307	U	3.3
20	CT	56	MET	3.3
2	CB	7	VAL	3.3
13	AM	102	ARG	3.3
30	DI	92	VAL	3.3
23	BA	2158	A	3.3
13	AM	22	ILE	3.3
15	CO	3	ILE	3.3
28	DG	157	ILE	3.3
16	AP	17	TYR	3.3
30	BI	6	LEU	3.3
12	AL	23	LYS	3.3
1	AA	1295	G	3.3
3	CC	28	GLN	3.3
23	BA	2168	G	3.3

Continued on next page...

Continued from previous page...

Mol	Chain	Res	Type	RSRZ
23	DA	2127	G	3.3
10	AJ	76	ASN	3.3
14	CN	36	PHE	3.3
22	AV	35	ASN	3.3
32	BO	29	ASN	3.3
4	CD	23	GLY	3.3
23	BA	2176	A	3.3
23	DA	2170	A	3.3
10	AJ	80	LYS	3.3
13	CM	65	LYS	3.3
27	DF	136	THR	3.3
7	CG	4	ARG	3.3
3	AC	163	ALA	3.3
13	AM	42	ALA	3.3
19	AS	60	VAL	3.3
19	CS	9	VAL	3.3
1	AA	1364	U	3.3
1	CA	1253	G	3.3
23	BA	2148	G	3.3
1	AA	1350	A	3.2
21	CU	8	THR	3.2
43	DZ	112	ARG	3.2
42	DY	1	MET	3.2
2	AB	214	ILE	3.2
7	AG	120	ILE	3.2
10	AJ	23	ILE	3.2
10	AJ	59	SER	3.2
13	AM	10	PRO	3.2
13	AM	25	ILE	3.2
30	DI	120	ILE	3.2
9	CI	80	GLY	3.2
22	CV	35	ASN	3.2
43	BZ	143	GLY	3.2
1	AA	960	U	3.2
13	AM	69	GLU	3.2
14	AN	3	ARG	3.2
1	AA	1296	C	3.2
3	AC	66	VAL	3.2
6	AF	90	VAL	3.2
6	CF	6	VAL	3.2
28	BG	159	VAL	3.2
7	AG	12	LEU	3.2

Continued on next page...

Continued from previous page...

Mol	Chain	Res	Type	RSRZ
9	CI	70	LYS	3.2
9	CI	116	LYS	3.2
13	AM	50	GLU	3.2
20	AT	60	GLU	3.2
14	CN	30	ALA	3.2
1	AA	1019	C	3.2
1	AA	1326	C	3.2
1	CA	1254	C	3.2
4	AD	158	ILE	3.2
3	AC	188	LEU	3.2
13	CM	113	PRO	3.2
19	AS	20	LEU	3.2
1	AA	1310	G	3.2
1	CA	1190	G	3.2
5	AE	85	GLY	3.2
8	CH	131	GLY	3.2
23	DA	2149	G	3.2
23	DA	2153	G	3.2
23	DA	2894	G	3.2
21	AU	22	ARG	3.2
21	CU	10	ARG	3.2
9	AI	43	ALA	3.2
7	CG	27	ILE	3.2
3	AC	37	GLN	3.2
19	AS	13	ASP	3.2
5	CE	130	ASN	3.2
4	AD	4	TYR	3.2
1	AA	108	G	3.2
1	AA	1222	G	3.2
23	BA	2149	G	3.2
23	DA	1106	G	3.2
7	AG	83	ALA	3.2
8	AH	116	LYS	3.2
13	CM	72	ALA	3.2
14	CN	58	LYS	3.2
20	AT	14	LYS	3.2
7	CG	11	GLN	3.1
9	CI	66	ARG	3.1
13	AM	44	ARG	3.1
30	DI	33	ARG	3.1
4	CD	102	ASP	3.1
30	DI	29	TYR	3.1

Continued on next page...

Continued from previous page...

Mol	Chain	Res	Type	RSRZ
1	CA	18	C	3.1
4	AD	78	LEU	3.1
19	AS	31	ILE	3.1
1	AA	1268	A	3.1
1	CA	935	A	3.1
23	DA	1535	A	3.1
7	AG	94	ARG	3.1
19	AS	76	PRO	3.1
1	CA	1024	G	3.1
23	BA	2147	G	3.1
23	BA	2296	U	3.1
15	CO	69	TYR	3.1
20	AT	11	SER	3.1
3	AC	160	ALA	3.1
10	AJ	32	ALA	3.1
10	CJ	26	ALA	3.1
12	AL	26	ALA	3.1
19	AS	65	ASN	3.1
20	AT	9	ASN	3.1
28	BG	82	LEU	3.1
7	AG	32	ARG	3.1
9	CI	42	ARG	3.1
3	AC	165	THR	3.1
1	CA	1147	C	3.1
1	AA	942	G	3.1
1	CA	993	G	3.1
4	AD	19	LEU	3.1
21	CU	21	TYR	3.1
5	AE	118	ILE	3.1
13	CM	8	GLU	3.1
21	CU	24	ARG	3.1
25	BD	263	ARG	3.1
16	AP	69	THR	3.1
38	BU	117	GLN	3.1
28	BG	74	LYS	3.1
52	D8	3	LYS	3.1
1	AA	1260	C	3.1
1	AA	1325	C	3.1
9	AI	58	HIS	3.1
1	CA	1287	A	3.1
4	AD	108	LEU	3.1
23	DA	655	A	3.1

Continued on next page...

Continued from previous page...

Mol	Chain	Res	Type	RSRZ
28	DG	34	LEU	3.1
9	CI	114	TYR	3.1
46	B2	11	GLU	3.1
10	CJ	76	ASN	3.1
1	CA	1380	U	3.1
1	AA	1294	G	3.1
4	AD	9	CYS	3.1
42	BY	5	MET	3.1
2	AB	165	VAL	3.1
3	AC	130	VAL	3.1
2	CB	19	HIS	3.1
8	CH	119	LEU	3.1
7	CG	30	ILE	3.1
10	AJ	46	ARG	3.1
14	CN	41	ARG	3.1
23	BA	1049	C	3.1
8	AH	132	GLU	3.0
9	CI	75	ASP	3.0
30	DI	25	TYR	3.1
33	DP	87	ASP	3.0
1	AA	1016	A	3.0
7	CG	77	SER	3.0
3	CC	194	GLY	3.0
12	AL	29	GLY	3.0
14	AN	28	GLY	3.0
19	AS	39	THR	3.0
10	AJ	70	ARG	3.0
2	AB	140	HIS	3.0
20	CT	60	GLU	3.0
1	AA	390	C	3.0
10	CJ	81	THR	3.0
19	AS	44	MET	3.0
13	AM	74	VAL	3.0
16	AP	56	ALA	3.0
23	DA	2109	U	3.0
4	AD	54	TYR	3.0
8	AH	25	ASP	3.0
23	BA	2124	G	3.0
23	BA	2893	G	3.0
7	CG	118	VAL	3.0
9	CI	111	ARG	3.0
13	AM	70	LEU	3.0

Continued on next page...

Continued from previous page...

Mol	Chain	Res	Type	RSRZ
1	AA	990	C	3.0
1	AA	1130	A	3.0
1	AA	1285	A	3.0
13	CM	2	ALA	3.0
13	CM	4	ILE	3.0
23	BA	272(A)	U	3.0
23	BA	2118	U	3.0
9	AI	21	PRO	3.0
16	AP	20	VAL	3.0
9	CI	102	LEU	3.0
1	CA	1094	G	3.0
1	CA	1197	G	3.0
3	AC	162	GLN	3.0
3	CC	152	ILE	3.0
7	CG	42	ILE	3.0
13	CM	107	ALA	3.0
51	B7	48	LYS	3.0
1	AA	381	C	3.0
1	AA	962	C	3.0
23	BA	2161	C	3.0
23	DA	1049	C	3.0
23	DA	2176	A	3.0
4	AD	15	GLU	3.0
7	AG	14	PRO	3.0
10	CJ	77	PRO	3.0
12	CL	72	GLY	3.0
16	AP	15	PRO	3.0
19	AS	64	GLU	3.0
7	CG	78	ARG	3.0
10	AJ	73	ASP	3.0
16	CP	29	ASP	3.0
8	AH	3	THR	3.0
28	BG	76	SER	3.0
28	BG	178	PHE	3.0
13	AM	115	LYS	2.9
16	CP	13	HIS	2.9
1	AA	971	G	2.9
6	AF	63	TYR	2.9
23	DA	1115	G	2.9
14	CN	27	CYS	2.9
7	CG	112	PRO	2.9
1	AA	1328	C	2.9

Continued on next page...

Continued from previous page...

Mol	Chain	Res	Type	RSRZ
4	CD	19	LEU	2.9
13	CM	96	LEU	2.9
20	CT	88	VAL	2.9
23	DA	2178	C	2.9
16	CP	11	SER	2.9
4	CD	50	ARG	2.9
44	D0	13	GLY	2.9
21	AU	23	PRO	2.9
28	DG	152	LEU	2.9
18	AR	38	GLU	2.9
6	AF	97	PHE	2.9
12	AL	17	LYS	2.9
14	AN	58	LYS	2.9
1	AA	979	C	2.9
1	AA	1002	G	2.9
1	AA	1311	G	2.9
9	CI	46	ALA	2.9
10	AJ	26	ALA	2.9
23	BA	1744	C	2.9
23	BA	2162	G	2.9
1	AA	1252	A	2.9
9	CI	103	THR	2.9
23	DA	2177	C	2.9
23	BA	2150	U	2.9
14	AN	31	ARG	2.9
4	AD	7	PRO	2.9
7	AG	71	PRO	2.9
7	CG	9	VAL	2.9
4	AD	163	GLU	2.9
25	DD	38	LYS	2.9
14	CN	42	ILE	2.9
21	AU	13	ILE	2.9
50	D6	54	ILE	2.9
13	AM	18	ALA	2.9
4	AD	141	ARG	2.9
1	AA	953	G	2.9
1	CA	1248	A	2.9
1	CA	1260	C	2.9
23	BA	2109	U	2.9
23	BA	2121	G	2.9
33	BP	147	LEU	2.9
43	BZ	196	VAL	2.9

Continued on next page...

Continued from previous page...

Mol	Chain	Res	Type	RSRZ
9	CI	112	LYS	2.9
5	AE	101	ILE	2.9
10	CJ	27	ALA	2.9
4	AD	115	ARG	2.9
40	BW	8	ARG	2.9
3	CC	33	LEU	2.9
4	CD	165	MET	2.9
28	BG	34	LEU	2.9
2	AB	7	VAL	2.9
1	CA	1150	U	2.9
12	AL	25	PRO	2.9
23	BA	2132	U	2.9
46	D2	18	PRO	2.9
1	AA	1208	C	2.9
1	AA	1284	C	2.9
1	AA	1322	C	2.9
8	AH	31	PHE	2.9
23	DA	2169	A	2.9
1	AA	1017	G	2.8
12	AL	73	GLU	2.8
23	BA	2133	G	2.8
23	DA	275	G	2.8
23	DA	2125	G	2.8
17	AQ	63	ARG	2.8
20	AT	83	ARG	2.8
3	CC	165	THR	2.8
2	AB	155	LEU	2.8
7	AG	99	LEU	2.8
14	CN	6	LEU	2.8
28	DG	133	LEU	2.8
17	AQ	26	GLN	2.8
46	D2	46	GLN	2.8
9	AI	116	LYS	2.8
10	CJ	62	HIS	2.8
4	CD	167	GLY	2.8
50	B6	54	ILE	2.8
1	AA	1308	U	2.8
28	DG	13	GLU	2.8
1	AA	532	A	2.8
1	AA	1183	A	2.8
19	AS	37	ARG	2.8
20	AT	25	ARG	2.8

Continued on next page...

Continued from previous page...

Mol	Chain	Res	Type	RSRZ
1	CA	1383	C	2.8
23	BA	276	A	2.8
23	DA	2139	C	2.8
23	DA	2146	C	2.8
23	DA	2602	A	2.8
2	CB	154	LEU	2.8
1	CA	380	G	2.8
3	AC	99	VAL	2.8
7	CG	105	VAL	2.8
9	CI	86	VAL	2.8
13	AM	13	LYS	2.8
14	CN	15	LYS	2.8
16	CP	2	VAL	2.8
9	AI	32	ASP	2.8
10	CJ	58	ASP	2.8
19	CS	35	SER	2.8
2	CB	148	TYR	2.8
13	AM	114	ARG	2.8
13	CM	61	GLU	2.8
2	CB	69	LEU	2.8
8	AH	2	LEU	2.8
28	BG	8	LYS	2.8
38	BU	84	LYS	2.8
1	AA	1158	C	2.8
13	AM	54	VAL	2.8
19	AS	11	VAL	2.8
10	AJ	36	GLY	2.8
1	AA	1207	G	2.8
5	CE	60	TYR	2.8
10	CJ	78	ASN	2.8
13	AM	51	ALA	2.8
13	AM	64	TRP	2.8
3	AC	33	LEU	2.8
10	CJ	57	LYS	2.8
15	AO	57	LEU	2.8
3	AC	68	VAL	2.8
7	AG	91	VAL	2.8
9	AI	28	VAL	2.8
9	CI	65	VAL	2.8
19	AS	19	VAL	2.8
10	AJ	42	THR	2.8
4	CD	2	GLY	2.8

Continued on next page...

Continued from previous page...

Mol	Chain	Res	Type	RSRZ
9	CI	8	GLY	2.8
3	AC	28	GLN	2.8
1	AA	1110	A	2.8
1	AA	1060	C	2.8
1	CA	1028	C	2.8
1	CA	1054	C	2.8
2	AB	96	ARG	2.8
11	CK	126	ARG	2.8
3	AC	167	TRP	2.8
29	BH	57	ASP	2.8
10	AJ	69	ASN	2.8
3	AC	34	LEU	2.8
3	CC	166	GLU	2.8
9	AI	40	LEU	2.8
14	AN	4	LYS	2.8
5	CE	23	GLY	2.8
7	AG	106	GLN	2.7
9	AI	83	ARG	2.7
10	CJ	63	PHE	2.8
20	AT	8	ARG	2.7
10	CJ	22	LYS	2.7
28	BG	124	SER	2.7
1	AA	1288	A	2.7
3	CC	47	LEU	2.7
14	AN	47	LEU	2.7
1	AA	1210	C	2.7
1	AA	1320	C	2.7
5	AE	83	GLU	2.7
20	AT	46	GLU	2.7
2	CB	197	VAL	2.7
2	CB	172	ILE	2.7
3	AC	157	ILE	2.7
4	AD	70	ILE	2.7
4	CD	3	ARG	2.7
13	CM	37	THR	2.7
12	AL	32	PHE	2.7
16	CP	18	ARG	2.7
28	DG	93	THR	2.7
5	AE	20	GLN	2.7
9	AI	90	PRO	2.7
1	AA	954	G	2.7
1	AA	1011	G	2.7

Continued on next page...

Continued from previous page...

Mol	Chain	Res	Type	RSRZ
23	BA	2793	G	2.7
23	DA	281	G	2.7
4	CD	20	TYR	2.7
14	CN	44	LEU	2.7
28	BG	7	LEU	2.7
28	DG	135	LEU	2.7
9	CI	14	VAL	2.7
19	AS	23	ASN	2.7
4	CD	122	ARG	2.7
2	AB	152	PHE	2.7
9	AI	63	ILE	2.7
14	CN	28	GLY	2.7
25	DD	53	PHE	2.7
13	CM	97	PRO	2.7
7	AG	107	ALA	2.7
9	AI	55	ALA	2.7
14	CN	59	ALA	2.7
37	DT	131	ALA	2.7
1	AA	1313	U	2.7
7	CG	33	ASP	2.7
10	AJ	35	SER	2.7
10	AJ	89	ASP	2.7
1	AA	630	G	2.7
1	AA	963	G	2.7
43	BZ	169	GLU	2.7
4	AD	114	ARG	2.7
14	AN	26	ARG	2.7
2	AB	201	ILE	2.7
3	AC	41	GLY	2.7
11	CK	21	ILE	2.7
3	CC	10	PHE	2.7
2	CB	91	PRO	2.7
10	AJ	22	LYS	2.7
23	BA	653	A	2.7
47	D3	2	PRO	2.7
7	AG	100	ALA	2.7
13	AM	30	ALA	2.7
1	AA	1243	C	2.7
1	CA	1384	C	2.7
7	AG	103	TRP	2.7
2	AB	93	VAL	2.7
3	AC	103	VAL	2.7

Continued on next page...

Continued from previous page...

Mol	Chain	Res	Type	RSRZ
9	AI	26	VAL	2.7
13	AM	86	CYS	2.7
9	AI	104	ARG	2.7
28	BG	136	ARG	2.7
1	CA	1012	U	2.7
3	AC	145	GLY	2.7
10	AJ	39	PRO	2.7
19	AS	79	THR	2.7
7	AG	124	LEU	2.7
23	BA	2157	G	2.7
1	AA	1269	A	2.7
10	AJ	49	VAL	2.7
13	CM	87	TYR	2.7
31	DN	140	VAL	2.7
7	AG	6	ARG	2.7
2	AB	58	ILE	2.6
5	AE	89	ILE	2.6
11	CK	32	ILE	2.6
46	D2	5	GLU	2.6
3	AC	25	GLY	2.6
17	CQ	13	ASP	2.6
3	AC	43	LEU	2.6
7	AG	108	ALA	2.6
9	AI	99	LEU	2.6
10	CJ	91	PRO	2.6
19	AS	33	THR	2.6
23	BA	1917	U	2.6
34	BQ	141	GLN	2.6
13	CM	53	VAL	2.6
1	AA	220	G	2.6
23	BA	2115	G	2.6
17	CQ	100	LYS	2.6
23	DA	2111	C	2.6
2	AB	232	PRO	2.6
19	AS	42	PRO	2.6
10	CJ	67	THR	2.6
13	AM	93	ARG	2.6
7	AG	141	VAL	2.6
17	AQ	3	LYS	2.6
25	BD	35	LYS	2.6
10	AJ	6	ILE	2.6
2	CB	151	GLY	2.6

Continued on next page...

Continued from previous page...

Mol	Chain	Res	Type	RSRZ
5	AE	23	GLY	2.6
13	AM	56	LEU	2.6
50	D6	11	LEU	2.6
1	AA	1245	A	2.6
10	CJ	17	ASP	2.6
28	DG	46	ALA	2.6
45	D1	38	SER	2.6
23	DA	2124	G	2.6
2	CB	67	THR	2.6
2	CB	90	MET	2.6
15	AO	63	ARG	2.6
23	DA	280	C	2.6
4	AD	178	VAL	2.6
4	CD	140	VAL	2.6
18	CR	22	VAL	2.6
9	AI	124	GLN	2.6
20	AT	65	LYS	2.6
3	AC	193	TYR	2.6
4	CD	4	TYR	2.6
1	AA	1012	U	2.6
19	CS	49	ILE	2.6
4	AD	162	LEU	2.6
7	AG	101	LEU	2.6
10	CJ	85	LEU	2.6
45	B1	72	GLU	2.6
9	CI	83	ARG	2.6
10	CJ	60	ARG	2.6
15	AO	49	ASP	2.6
46	D2	1	MET	2.6
4	CD	103	ASN	2.6
8	AH	24	THR	2.6
1	AA	1375	A	2.6
23	DA	2119	A	2.6
1	AA	113	G	2.6
1	AA	331	G	2.6
1	AA	332	G	2.6
1	AA	391	G	2.6
1	AA	940	C	2.6
1	AA	970	C	2.6
1	AA	1246	C	2.6
1	AA	1274	G	2.6
1	AA	1362	C	2.6

Continued on next page...

Continued from previous page...

Mol	Chain	Res	Type	RSRZ
1	CA	1284	C	2.6
23	BA	2160	G	2.6
23	BA	2166	G	2.6
23	DA	11	G	2.6
23	DA	2103	C	2.6
3	CC	29	TYR	2.6
4	AD	20	TYR	2.6
3	CC	196	LEU	2.6
9	AI	100	GLY	2.6
19	CS	15	LEU	2.6
52	B8	65	GLU	2.6
30	DI	119	PRO	2.6
43	DZ	98	MET	2.6
12	AL	126	LYS	2.6
14	AN	25	VAL	2.6
4	AD	134	ASP	2.6
7	AG	13	GLN	2.5
1	CA	1014	A	2.5
13	AM	21	TYR	2.5
16	CP	49	LEU	2.5
13	AM	95	GLY	2.5
1	AA	136	C	2.5
1	AA	1039	C	2.5
23	BA	2107	C	2.5
23	DA	2163	C	2.5
1	AA	380	G	2.5
4	CD	7	PRO	2.5
13	AM	32	GLU	2.5
22	CV	10	GLU	2.5
1	AA	1376	U	2.5
3	AC	135	LYS	2.5
4	AD	8	VAL	2.5
16	CP	20	VAL	2.5
23	DA	2118	U	2.5
10	AJ	17	ASP	2.5
10	AJ	68	HIS	2.5
11	AK	81	ASP	2.5
42	DY	102	CYS	2.5
13	AM	78	ILE	2.5
4	AD	11	LEU	2.5
5	CE	31	LEU	2.5
11	AK	126	ARG	2.5

Continued on next page...

Continued from previous page...

Mol	Chain	Res	Type	RSRZ
22	CV	55	ALA	2.5
34	BQ	140	ALA	2.5
1	AA	1324	A	2.5
7	CG	17	VAL	2.5
13	AM	53	VAL	2.5
1	AA	1030	C	2.5
1	CA	1066	C	2.5
1	AA	1196	U	2.5
7	AG	27	ILE	2.5
1	CA	1030(A)	G	2.5
8	AH	4	ASP	2.5
23	DA	2141	G	2.5
2	CB	37	ASN	2.5
4	AD	42	GLN	2.5
13	AM	81	LEU	2.5
28	BG	135	LEU	2.5
30	DI	35	LEU	2.5
9	AI	8	GLY	2.5
9	CI	9	ARG	2.5
13	CM	6	GLY	2.5
33	BP	127	ALA	2.5
42	DY	95	LYS	2.5
52	B8	36	LYS	2.5
5	AE	49	PRO	2.5
7	CG	21	VAL	2.5
19	AS	58	VAL	2.5
19	AS	59	PRO	2.5
19	CS	77	THR	2.5
1	CA	932	C	2.5
43	DZ	166	SER	2.5
6	AF	55	ASP	2.5
3	CC	3	ASN	2.5
28	BG	132	ASN	2.5
2	CB	33	TYR	2.5
21	CU	4	GLY	2.5
9	AI	15	ALA	2.5
28	BG	75	LYS	2.5
1	AA	1198	G	2.5
1	AA	1253	G	2.5
1	CA	1386	G	2.5
13	CM	54	VAL	2.5
3	CC	188	LEU	2.5

Continued on next page...

Continued from previous page...

Mol	Chain	Res	Type	RSRZ
8	CH	31	PHE	2.5
9	AI	101	PHE	2.5
16	AP	25	ARG	2.5
21	AU	10	ARG	2.5
1	AA	975	A	2.5
1	CA	1035	A	2.5
1	CA	1261	A	2.5
1	CA	1288	A	2.5
7	AG	98	SER	2.5
7	CG	97	GLN	2.5
28	DG	49	ASP	2.5
1	AA	1020	U	2.5
23	DA	277	C	2.5
34	BQ	1	MET	2.5
9	AI	86	VAL	2.5
10	AJ	41	PRO	2.5
4	AD	155	LEU	2.4
1	AA	944	G	2.4
1	AA	1061	G	2.4
1	AA	1323	G	2.4
1	CA	1034	G	2.4
51	B7	47	ARG	2.4
3	AC	78	GLY	2.4
3	AC	197	GLY	2.4
8	CH	55	GLY	2.4
14	AN	20	ALA	2.4
4	AD	190	ASP	2.4
7	CG	37	ASN	2.4
37	BT	124	ASP	2.4
1	AA	1201	A	2.4
1	AA	1360	A	2.4
1	CA	1447	A	2.4
8	CH	19	VAL	2.4
13	CM	98	VAL	2.4
6	CF	56	PRO	2.4
1	AA	943	U	2.4
1	AA	1049	U	2.4
1	AA	1051	C	2.4
1	AA	1336	C	2.4
9	CI	74	ILE	2.4
3	AC	79	ARG	2.4
19	CS	64	GLU	2.4

Continued on next page...

Continued from previous page...

Mol	Chain	Res	Type	RSRZ
26	BE	195	LEU	2.4
30	BI	10	GLU	2.4
7	AG	43	PHE	2.4
16	CP	22	THR	2.4
20	AT	69	GLY	2.4
7	CG	13	GLN	2.4
1	AA	1221	G	2.4
1	AA	1305	G	2.4
4	AD	140	VAL	2.4
17	CQ	99	SER	2.4
22	CV	31	TYR	2.4
23	DA	2121	G	2.4
38	BU	8	VAL	2.4
7	AG	84	ASN	2.4
8	CH	57	PRO	2.4
14	CN	14	PRO	2.4
3	AC	164	ARG	2.4
12	AL	86	ARG	2.4
13	AM	94	ARG	2.4
20	CT	83	ARG	2.4
21	AU	7	ARG	2.4
30	DI	6	LEU	2.4
1	AA	860	A	2.4
1	AA	1374	A	2.4
7	CG	26	PHE	2.4
21	CU	3	LYS	2.4
52	B8	29	LYS	2.4
1	CA	174	C	2.4
9	AI	22	GLY	2.4
29	DH	120	GLY	2.4
3	CC	169	ALA	2.4
6	AF	89	MET	2.4
20	AT	52	ALA	2.4
4	AD	119	GLN	2.4
3	CC	62	ASP	2.4
5	CE	14	ARG	2.4
9	CI	104	ARG	2.4
11	AK	110	ASP	2.4
16	AP	19	ILE	2.4
16	CP	72	ARG	2.4
17	CQ	98	LEU	2.4
10	CJ	14	LYS	2.4

Continued on next page...

Continued from previous page...

Mol	Chain	Res	Type	RSRZ
37	BT	35	LYS	2.4
1	CA	1017	G	2.4
1	AA	109	A	2.4
1	AA	968	A	2.4
1	CA	1349	A	2.4
1	AA	991	U	2.4
3	CC	189	ALA	2.4
23	DA	2296	U	2.4
9	AI	64	THR	2.4
10	AJ	67	THR	2.4
2	CB	112	VAL	2.4
14	AN	56	VAL	2.4
10	AJ	21	GLN	2.4
1	CA	1030(B)	C	2.4
53	D9	18	ARG	2.4
2	CB	155	LEU	2.4
3	CC	175	LEU	2.4
19	CS	16	LEU	2.4
41	BX	13	LEU	2.4
43	DZ	197	ILE	2.4
21	AU	5	ASP	2.4
2	AB	101	MET	2.4
3	AC	158	GLY	2.4
19	CS	84	GLY	2.4
13	AM	2	ALA	2.4
5	AE	69	VAL	2.4
8	AH	129	VAL	2.4
11	AK	28	THR	2.4
13	CM	64	TRP	2.4
19	AS	51	VAL	2.4
1	AA	111	G	2.4
1	AA	1365	G	2.4
1	AA	1371	G	2.4
23	BA	1107	G	2.4
23	DA	2131	G	2.4
27	DF	172	TRP	2.4
15	CO	88	ARG	2.4
4	CD	78	LEU	2.3
19	CS	5	LEU	2.3
21	CU	18	TYR	2.3
4	CD	91	SER	2.3
1	AA	345	C	2.3

Continued on next page...

Continued from previous page...

Mol	Chain	Res	Type	RSRZ
1	CA	931	C	2.3
1	CA	1249	C	2.3
9	CI	89	ASN	2.3
23	DA	2108	C	2.3
29	DH	58	GLU	2.3
42	DY	79	CYS	2.3
5	CE	85	GLY	2.3
6	CF	90	VAL	2.3
10	CJ	44	VAL	2.3
28	BG	5	VAL	2.3
2	AB	24	TRP	2.3
4	AD	209	ARG	2.3
5	CE	18	ARG	2.3
39	BV	100	ARG	2.3
9	AI	97	LYS	2.3
20	AT	48	LYS	2.3
20	CT	13	LEU	2.3
16	AP	82	GLN	2.3
20	CT	41	ILE	2.3
20	CT	74	LYS	2.3
7	AG	18	TYR	2.3
14	AN	54	PRO	2.3
1	CA	1125	U	2.3
1	CA	1204	A	2.3
1	AA	631	G	2.3
1	AA	1385	G	2.3
1	CA	112	G	2.3
1	CA	1221	G	2.3
1	CA	1224	G	2.3
23	DA	2151	G	2.3
10	CJ	30	SER	2.3
20	CT	82	SER	2.3
4	CD	77	ASN	2.3
22	CV	7	ASP	2.3
29	BH	124	GLU	2.3
29	DH	116	GLU	2.3
1	AA	369	C	2.3
1	AA	1297	C	2.3
1	CA	1459	C	2.3
4	AD	12	CYS	2.3
16	CP	77	ALA	2.3
4	AD	76	ARG	2.3

Continued on next page...

Continued from previous page...

Mol	Chain	Res	Type	RSRZ
10	CJ	70	ARG	2.3
12	AL	113	ARG	2.3
14	CN	3	ARG	2.3
18	AR	32	ARG	2.3
20	AT	79	ARG	2.3
4	AD	135	LEU	2.3
10	CJ	92	THR	2.3
16	AP	44	THR	2.3
1	AA	1159	U	2.3
14	CN	60	SER	2.3
1	AA	1227	A	2.3
1	CA	1213	A	2.3
1	CA	1460	A	2.3
3	AC	143	GLU	2.3
2	CB	136	VAL	2.3
3	AC	92	ALA	2.3
4	AD	66	ARG	2.3
7	AG	37	ASN	2.3
9	CI	91	ASP	2.3
10	CJ	61	GLU	2.3
13	AM	8	GLU	2.3
13	AM	12	ASN	2.3
23	BA	2602	A	2.3
37	DT	1	MET	2.3
6	AF	72	VAL	2.3
28	BG	96	ARG	2.3
53	B9	37	GLY	2.3
1	AA	1064	G	2.3
1	AA	1241	G	2.3
1	AA	1361	G	2.3
11	CK	124	LYS	2.3
7	CG	101	LEU	2.3
23	BA	2106	G	2.3
1	CA	1038	C	2.3
1	CA	1172	C	2.3
23	DA	1536	C	2.3
2	CB	131	PRO	2.3
2	AB	163	PHE	2.3
29	DH	123	PHE	2.3
14	AN	19	ARG	2.3
3	AC	4	LYS	2.3
3	AC	24	ALA	2.3

Continued on next page...

Continued from previous page...

Mol	Chain	Res	Type	RSRZ
7	CG	40	ALA	2.3
29	BH	63	SER	2.3
9	CI	115	GLY	2.3
27	DF	137	LYS	2.3
32	DO	31	LYS	2.3
46	D2	11	GLU	2.3
1	AA	81	U	2.3
1	AA	1345	U	2.3
13	AM	34	LEU	2.3
53	D9	12	ASP	2.3
19	AS	57	HIS	2.3
1	AA	958	A	2.3
1	AA	1261	A	2.3
1	CA	532	A	2.3
8	AH	35	ILE	2.3
1	AA	1186	G	2.3
1	AA	1368	G	2.3
7	AG	44	TYR	2.3
1	AA	1267	C	2.3
4	AD	122	ARG	2.3
2	AB	139	LYS	2.3
19	CS	67	VAL	2.3
31	BN	46	VAL	2.3
37	BT	131	ALA	2.3
2	CB	134	GLU	2.3
6	AF	61	LEU	2.3
13	CM	73	GLU	2.3
16	CP	6	LEU	2.3
28	BG	54	GLU	2.3
10	AJ	98	ILE	2.2
11	AK	36	ASP	2.2
1	AA	1211	U	2.2
1	CA	1364	U	2.2
23	DA	2167	U	2.2
2	CB	163	PHE	2.2
9	CI	64	THR	2.2
1	AA	1191	A	2.2
1	AA	1279	A	2.2
12	CL	69	TYR	2.2
24	DB	25	A	2.2
6	CF	47	ARG	2.2
22	CV	37	ARG	2.2

Continued on next page...

Continued from previous page...

Mol	Chain	Res	Type	RSRZ
16	CP	1	MET	2.2
20	CT	81	LYS	2.2
48	D4	35	VAL	2.2
9	AI	85	LEU	2.2
1	AA	1184	G	2.2
1	AA	1314	C	2.2
1	CA	231	G	2.2
1	CA	1117	G	2.2
4	AD	179	GLU	2.2
23	BA	281	G	2.2
23	DA	2120	G	2.2
28	DG	54	GLU	2.2
5	CE	131	ILE	2.2
28	DG	20	ILE	2.2
43	DZ	57	ILE	2.2
12	AL	92	ASP	2.2
2	AB	26	PRO	2.2
4	CD	51	PRO	2.2
42	DY	82	PRO	2.2
4	CD	12	CYS	2.2
6	AF	87	ARG	2.2
8	AH	91	ARG	2.2
20	CT	80	ARG	2.2
36	DS	3	ARG	2.2
2	CB	101	MET	2.2
2	CB	133	LYS	2.2
7	CG	36	LYS	2.2
28	DG	12	TYR	2.2
31	BN	140	VAL	2.2
53	D9	23	VAL	2.2
1	AA	329	A	2.2
1	AA	389	A	2.2
1	AA	1092	A	2.2
3	AC	101	LEU	2.2
3	CC	42	LEU	2.2
29	BH	105	LEU	2.2
2	AB	72	GLY	2.2
4	AD	87	GLY	2.2
25	BD	236	GLY	2.2
3	AC	77	ILE	2.2
20	AT	55	ILE	2.2
3	CC	44	GLU	2.2

Continued on next page...

Continued from previous page...

Mol	Chain	Res	Type	RSRZ
33	DP	74	GLU	2.2
19	AS	35	SER	2.2
1	AA	1383	C	2.2
1	CA	308	C	2.2
1	CA	379	C	2.2
11	CK	115	PRO	2.2
16	AP	14	ASN	2.2
19	CS	42	PRO	2.2
43	BZ	123	ASP	2.2
7	AG	79	ARG	2.2
14	AN	41	ARG	2.2
14	CN	26	ARG	2.2
1	AA	64	G	2.2
1	AA	1013	G	2.2
1	AA	1036	G	2.2
1	AA	1131	G	2.2
1	CA	631	G	2.2
1	CA	1174	G	2.2
23	DA	2104	G	2.2
29	DH	85	LYS	2.2
4	AD	181	MET	2.2
3	AC	195	VAL	2.2
4	CD	178	VAL	2.2
4	AD	101	LEU	2.2
1	AA	1219	U	2.2
1	CA	992	U	2.2
13	AM	76	ALA	2.2
4	AD	69	GLY	2.2
11	AK	21	ILE	2.2
1	AA	397	A	2.2
1	AA	1493	A	2.2
13	AM	73	GLU	2.2
41	BX	15	GLU	2.2
4	CD	66	ARG	2.2
8	CH	44	PHE	2.2
29	BH	101	ARG	2.2
39	BV	21	ARG	2.2
43	BZ	130	PRO	2.2
46	B2	69	ARG	2.2
4	AD	77	ASN	2.2
10	AJ	7	LYS	2.2
13	AM	31	LYS	2.2

Continued on next page...

Continued from previous page...

Mol	Chain	Res	Type	RSRZ
29	BH	175	LYS	2.2
19	CS	63	THR	2.2
1	AA	1359	C	2.2
1	CA	1378	C	2.2
3	CC	55	VAL	2.2
3	CC	120	VAL	2.2
5	AE	38	GLN	2.2
13	CM	19	LEU	2.2
20	AT	84	LEU	2.2
20	CT	18	GLN	2.2
23	BA	1866	C	2.2
23	DA	790	C	2.2
46	D2	19	VAL	2.2
4	CD	6	GLY	2.2
13	AM	6	GLY	2.2
28	DG	85	GLY	2.2
1	AA	127	G	2.2
1	AA	1026	G	2.2
1	CA	1057	G	2.2
1	CA	1127	G	2.2
1	CA	1216	G	2.2
3	CC	14	ILE	2.2
14	AN	42	ILE	2.2
1	AA	1040	U	2.2
1	CA	1196	U	2.2
2	AB	144	ARG	2.2
10	AJ	43	ARG	2.2
26	DE	163	GLU	2.2
47	B3	60	GLU	2.2
16	CP	9	PHE	2.2
32	BO	26	LYS	2.2
42	BY	34	LYS	2.2
4	AD	29	PRO	2.2
30	DI	111	PRO	2.2
1	AA	1204	A	2.2
1	AA	1251	A	2.2
1	CA	1110	A	2.2
13	AM	82	MET	2.2
13	CM	12	ASN	2.2
2	CB	229	VAL	2.2
3	AC	94	LEU	2.2
9	AI	47	LEU	2.2

Continued on next page...

Continued from previous page...

Mol	Chain	Res	Type	RSRZ
10	CJ	8	LEU	2.2
3	AC	168	ALA	2.1
10	AJ	33	GLN	2.2
19	AS	56	GLN	2.2
10	AJ	50	ILE	2.1
1	AA	1129	C	2.1
1	AA	1270	C	2.1
1	CA	1397	C	2.1
23	BA	34	C	2.1
9	AI	20	ARG	2.1
20	CT	8	ARG	2.1
2	CB	156	LYS	2.1
7	AG	29	LYS	2.1
20	AT	74	LYS	2.1
5	CE	122	GLU	2.1
16	CP	54	GLU	2.1
29	BH	119	GLU	2.1
45	B1	83	GLU	2.1
52	B8	54	GLU	2.1
1	CA	1025	U	2.1
1	CA	108	G	2.1
23	BA	363	G	2.1
23	BA	2805	G	2.1
23	DA	2160	G	2.1
5	CE	148	VAL	2.1
43	BZ	144	LEU	2.1
20	CT	9	ASN	2.1
20	CT	75	ASN	2.1
3	AC	29	TYR	2.1
8	CH	4	ASP	2.1
8	CH	48	TYR	2.1
13	AM	75	ALA	2.1
19	CS	12	ASP	2.1
27	DF	49	ALA	2.1
35	BR	69	ASP	2.1
1	CA	397	A	2.1
1	CA	937	A	2.1
33	BP	68	GLN	2.1
8	CH	35	ILE	2.1
9	AI	77	ILE	2.1
13	AM	112	GLY	2.1
14	CN	7	ILE	2.1

Continued on next page...

Continued from previous page...

Mol	Chain	Res	Type	RSRZ
15	AO	86	GLY	2.1
36	DS	40	ILE	2.1
7	AG	4	ARG	2.1
14	CN	35	ARG	2.1
51	D7	47	ARG	2.1
4	CD	206	PHE	2.1
20	AT	16	HIS	2.1
1	AA	1054	C	2.1
1	CA	1109	C	2.1
2	AB	91	PRO	2.1
23	BA	279	C	2.1
28	BG	2	PRO	2.1
18	AR	78	LEU	2.1
2	CB	71	VAL	2.1
9	AI	65	VAL	2.1
1	AA	1302	U	2.1
1	CA	1240	U	2.1
7	AG	145	ALA	2.1
10	CJ	87	THR	2.1
7	CG	28	ASN	2.1
25	BD	87	ASN	2.1
46	D2	47	ASN	2.1
2	AB	222	ILE	2.1
1	AA	1034	G	2.1
1	AA	1185	G	2.1
1	AA	1356	G	2.1
1	CA	941	G	2.1
8	AH	128	GLY	2.1
9	AI	38	GLN	2.1
22	AV	32	GLN	2.1
7	AG	102	ARG	2.1
14	AN	57	ARG	2.1
20	AT	15	ARG	2.1
21	CU	9	ARG	2.1
23	BA	882	G	2.1
36	DS	57	LYS	2.1
47	D3	29	ARG	2.1
1	AA	1280	A	2.1
1	CA	1067	A	2.1
23	BA	278	A	2.1
23	DA	829	A	2.1
23	DA	2126	A	2.1

Continued on next page...

Continued from previous page...

Mol	Chain	Res	Type	RSRZ
28	BG	117	PHE	2.1
2	AB	12	GLU	2.1
17	AQ	24	GLU	2.1
37	BT	128	GLU	2.1
12	CL	93	LEU	2.1
14	CN	53	LEU	2.1
30	BI	12	LEU	2.1
51	B7	1	MET	2.1
2	CB	165	VAL	2.1
7	AG	23	VAL	2.1
1	AA	63	C	2.1
1	AA	1303	C	2.1
1	CA	1069	C	2.1
7	CG	65	ALA	2.1
10	AJ	100	THR	2.1
14	CN	32	SER	2.1
28	DG	76	SER	2.1
4	CD	54	TYR	2.1
43	BZ	99	TYR	2.1
43	DZ	53	ILE	2.1
4	CD	166	LYS	2.1
10	AJ	60	ARG	2.1
13	AM	89	GLY	2.1
15	CO	5	LYS	2.1
21	AU	9	ARG	2.1
46	D2	70	GLN	2.1
1	AA	38	G	2.1
1	AA	530	G	2.1
1	AA	1334	G	2.1
1	CA	21	G	2.1
1	CA	633	G	2.1
4	CD	189	PRO	2.1
8	CH	10	LEU	2.1
20	CT	53	LEU	2.1
23	DA	2793	G	2.1
1	CA	915	A	2.1
1	CA	1191	A	2.1
1	CA	1377	A	2.1
9	AI	35	GLU	2.1
17	CQ	58	GLU	2.1
23	BA	1046	A	2.1
38	BU	89	GLU	2.1

Continued on next page...

Continued from previous page...

Mol	Chain	Res	Type	RSRZ
3	AC	22	TRP	2.1
16	AP	48	TRP	2.1
2	CB	8	LYS	2.1
3	AC	152	ILE	2.1
12	AL	115	LYS	2.1
9	CI	72	GLY	2.1
42	BY	103	GLY	2.1
1	AA	91	C	2.1
1	CA	135	C	2.1
1	CA	136	C	2.1
1	CA	150	C	2.1
1	CA	1115	C	2.1
1	CA	1381	U	2.1
9	CI	37	PHE	2.1
23	BA	1052	C	2.1
23	DA	2138	C	2.1
23	BA	1026	U	2.1
2	AB	69	LEU	2.1
4	CD	162	LEU	2.1
10	CJ	90	LEU	2.1
14	AN	53	LEU	2.1
43	BZ	1	MET	2.1
4	CD	197	PRO	2.1
11	CK	109	VAL	2.1
12	CL	18	VAL	2.1
19	AS	45	VAL	2.1
26	DE	56	PRO	2.1
30	DI	37	VAL	2.1
4	CD	22	LYS	2.0
7	AG	152	ALA	2.0
10	CJ	38	ILE	2.0
12	AL	85	ILE	2.0
14	AN	59	ALA	2.0
20	AT	29	LYS	2.0
20	CT	14	LYS	2.0
45	D1	40	ARG	2.0
1	AA	1093	A	2.0
23	BA	652(B)	A	2.0
23	DA	652(B)	A	2.0
1	AA	112	G	2.0
1	AA	853	G	2.0
1	AA	1373	G	2.0

Continued on next page...

Continued from previous page...

Mol	Chain	Res	Type	RSRZ
1	CA	973	G	2.0
1	CA	1343	G	2.0
23	BA	102	G	2.0
23	DA	2166	G	2.0
7	AG	24	THR	2.0
40	BW	60	ASN	2.0
2	AB	154	LEU	2.0
4	AD	102	ASP	2.0
15	AO	56	LEU	2.0
30	DI	110	ASP	2.0
1	AA	1037	C	2.0
1	AA	1116	C	2.0
1	AA	1148	U	2.0
13	CM	74	VAL	2.0
1	CA	1145	C	2.0
17	AQ	2	PRO	2.0
23	BA	2137	C	2.0
23	BA	2175	C	2.0
23	BA	2177	C	2.0
23	DA	614(A)	U	2.0
23	DA	2506	U	2.0
23	DA	2791	C	2.0
24	DB	1	U	2.0
42	DY	32	PRO	2.0
15	AO	50	HIS	2.0
9	AI	42	ARG	2.0
12	AL	28	LYS	2.0
26	BE	179	GLU	2.0
35	DR	115	GLU	2.0
43	DZ	168	GLU	2.0
45	D1	27	GLU	2.0
3	AC	53	ALA	2.0
3	AC	65	ALA	2.0
13	AM	28	ALA	2.0
17	AQ	60	ILE	2.0
36	BS	102	ALA	2.0
4	AD	2	GLY	2.0
19	AS	82	GLY	2.0
8	CH	58	TYR	2.0
1	AA	1357	A	2.0
1	CA	1289	A	2.0
2	AB	61	LEU	2.0

Continued on next page...

Continued from previous page...

Mol	Chain	Res	Type	RSRZ
2	AB	192	SER	2.0
23	BA	2892	A	2.0
1	AA	392	G	2.0
1	AA	724	G	2.0
1	AA	829	G	2.0
1	AA	1117	G	2.0
1	CA	80	G	2.0
2	AB	220	ASP	2.0
7	CG	66	VAL	2.0
23	BA	652(E)	G	2.0
51	B7	46	VAL	2.0
12	CL	94	PRO	2.0
4	CD	114	ARG	2.0
5	AE	27	ARG	2.0
12	AL	91	LYS	2.0
14	CN	4	LYS	2.0
46	D2	8	LYS	2.0
1	AA	2	U	2.0
4	CD	70	ILE	2.0
16	AP	64	ALA	2.0
17	AQ	59	ILE	2.0
19	AS	34	TRP	2.0
23	DA	2172	U	2.0
1	AA	936	C	2.0
1	CA	1336	C	2.0
14	CN	24	CYS	2.0

6.2 Non-standard residues in protein, DNA, RNA chains [\(i\)](#)

There are no non-standard protein/DNA/RNA residues in this entry.

6.3 Carbohydrates [\(i\)](#)

There are no monosaccharides in this entry.

6.4 Ligands [\(i\)](#)

In the following table, the Atoms column lists the number of modelled atoms in the group and the number defined in the chemical component dictionary. The B-factors column lists the minimum, median, 95th percentile and maximum values of B factors of atoms in the group. The column labelled 'Q < 0.9' lists the number of atoms with occupancy less than 0.9.

Mol	Type	Chain	Res	Atoms	RSCC	RSR	B-factors(\AA^2)	Q<0.9
54	MG	AA	1641	1/1	0.48	0.49	93,93,93,93	0
54	MG	BA	3280	1/1	0.53	0.27	89,89,89,89	0
54	MG	BA	3243	1/1	0.54	0.19	117,117,117,117	0
54	MG	BA	3363	1/1	0.55	0.21	74,74,74,74	0
54	MG	CA	1604	1/1	0.57	0.25	110,110,110,110	0
54	MG	AA	1643	1/1	0.60	0.62	96,96,96,96	0
54	MG	CA	1624	1/1	0.61	0.43	82,82,82,82	0
54	MG	DA	3297	1/1	0.61	0.19	66,66,66,66	0
54	MG	AA	1608	1/1	0.62	0.30	90,90,90,90	0
54	MG	AA	1625	1/1	0.62	0.33	102,102,102,102	0
54	MG	CA	1631	1/1	0.62	0.51	88,88,88,88	0
54	MG	AA	1665	1/1	0.62	0.18	86,86,86,86	0
54	MG	DA	3346	1/1	0.65	0.12	89,89,89,89	0
54	MG	DA	3030	1/1	0.66	0.21	52,52,52,52	0
54	MG	DA	3133	1/1	0.66	0.16	78,78,78,78	0
54	MG	AA	1606	1/1	0.66	0.38	74,74,74,74	0
54	MG	AA	1670	1/1	0.66	0.24	115,115,115,115	0
54	MG	BA	3569	1/1	0.67	0.28	68,68,68,68	0
54	MG	BB	208	1/1	0.68	0.23	70,70,70,70	0
54	MG	AA	1682	1/1	0.68	0.16	111,111,111,111	0
54	MG	AD	302	1/1	0.68	0.23	120,120,120,120	0
54	MG	AA	1632	1/1	0.68	0.50	93,93,93,93	0
54	MG	BA	3614	1/1	0.69	0.18	94,94,94,94	0
54	MG	DA	3180	1/1	0.69	0.34	78,78,78,78	0
54	MG	DA	3378	1/1	0.69	0.25	98,98,98,98	0
54	MG	DA	3379	1/1	0.69	0.17	94,94,94,94	0
54	MG	CA	1623	1/1	0.70	0.48	73,73,73,73	0
54	MG	BA	3340	1/1	0.70	0.18	65,65,65,65	0
54	MG	CA	1634	1/1	0.71	0.35	101,101,101,101	0
54	MG	CA	1610	1/1	0.71	0.41	80,80,80,80	0
54	MG	BA	3365	1/1	0.72	0.14	84,84,84,84	0
54	MG	DA	3200	1/1	0.72	0.22	67,67,67,67	0
54	MG	BA	3308	1/1	0.72	0.25	51,51,51,51	0
54	MG	AA	1620	1/1	0.72	0.43	77,77,77,77	0
54	MG	DA	3050	1/1	0.72	0.28	90,90,90,90	0
54	MG	BA	3139	1/1	0.72	0.25	53,53,53,53	0
54	MG	BA	3157	1/1	0.73	0.15	46,46,46,46	0
54	MG	DA	3151	1/1	0.73	0.32	58,58,58,58	0
54	MG	BA	3093	1/1	0.73	0.31	81,81,81,81	0
54	MG	AA	1676	1/1	0.73	0.48	84,84,84,84	0
54	MG	DA	3194	1/1	0.74	0.37	77,77,77,77	0
54	MG	BA	3013	1/1	0.74	0.10	103,103,103,103	0
54	MG	DA	3219	1/1	0.74	0.27	38,38,38,38	0

Continued on next page...

Continued from previous page...

Mol	Type	Chain	Res	Atoms	RSCC	RSR	B-factors(Å ²)	Q<0.9
54	MG	BA	3545	1/1	0.74	0.14	79,79,79,79	0
54	MG	AA	1655	1/1	0.74	0.34	90,90,90,90	0
54	MG	DA	3172	1/1	0.74	0.20	50,50,50,50	0
54	MG	AA	1630	1/1	0.74	0.29	76,76,76,76	0
54	MG	DA	3391	1/1	0.74	0.17	67,67,67,67	0
54	MG	DA	3091	1/1	0.75	0.27	70,70,70,70	0
54	MG	DA	3214	1/1	0.75	0.23	74,74,74,74	0
54	MG	DA	3128	1/1	0.75	0.33	72,72,72,72	0
54	MG	BB	207	1/1	0.75	0.23	69,69,69,69	0
54	MG	BA	3176	1/1	0.75	0.25	69,69,69,69	0
54	MG	BA	3055	1/1	0.75	0.21	58,58,58,58	0
54	MG	BA	3351	1/1	0.75	0.15	57,57,57,57	0
54	MG	BA	3160	1/1	0.75	0.24	46,46,46,46	0
55	ZN	CN	101	1/1	0.75	0.23	188,188,188,188	0
54	MG	BA	3034	1/1	0.76	0.12	46,46,46,46	0
54	MG	DA	3108	1/1	0.76	0.31	80,80,80,80	0
54	MG	BA	3549	1/1	0.76	0.16	68,68,68,68	0
54	MG	DA	3129	1/1	0.76	0.14	78,78,78,78	0
54	MG	BA	3195	1/1	0.76	0.25	84,84,84,84	0
54	MG	BA	3201	1/1	0.76	0.24	79,79,79,79	0
54	MG	BA	3203	1/1	0.76	0.25	69,69,69,69	0
54	MG	BA	3051	1/1	0.76	0.15	52,52,52,52	0
54	MG	DA	3189	1/1	0.76	0.34	66,66,66,66	0
54	MG	B0	101	1/1	0.76	0.22	75,75,75,75	0
54	MG	AA	1602	1/1	0.76	0.28	111,111,111,111	0
54	MG	AA	1654	1/1	0.76	0.16	87,87,87,87	0
54	MG	CA	1615	1/1	0.76	0.36	76,76,76,76	0
54	MG	AA	1639	1/1	0.76	0.22	74,74,74,74	0
54	MG	BA	3145	1/1	0.76	0.21	78,78,78,78	0
54	MG	DA	3360	1/1	0.76	0.14	63,63,63,63	0
54	MG	AA	1662	1/1	0.76	0.25	83,83,83,83	0
54	MG	AA	1607	1/1	0.76	0.36	69,69,69,69	0
54	MG	BA	3487	1/1	0.76	0.16	94,94,94,94	0
54	MG	DB	201	1/1	0.76	0.37	75,75,75,75	0
54	MG	BA	3514	1/1	0.76	0.11	97,97,97,97	0
54	MG	AA	1619	1/1	0.77	0.32	68,68,68,68	0
54	MG	AA	1646	1/1	0.77	0.34	73,73,73,73	0
54	MG	BA	3553	1/1	0.77	0.19	70,70,70,70	0
54	MG	CA	1622	1/1	0.77	0.39	74,74,74,74	0
54	MG	BA	3076	1/1	0.77	0.21	70,70,70,70	0
54	MG	BA	3274	1/1	0.77	0.26	81,81,81,81	0
54	MG	AA	1671	1/1	0.77	0.23	89,89,89,89	0

Continued on next page...

Continued from previous page...

Mol	Type	Chain	Res	Atoms	RSCC	RSR	B-factors(Å ²)	Q<0.9
54	MG	DA	3175	1/1	0.77	0.18	69,69,69,69	0
54	MG	AA	1653	1/1	0.77	0.40	80,80,80,80	0
54	MG	BA	3519	1/1	0.77	0.24	90,90,90,90	0
54	MG	B8	102	1/1	0.77	0.27	61,61,61,61	0
54	MG	AA	1700	1/1	0.78	0.13	114,114,114,114	0
54	MG	DA	3225	1/1	0.78	0.34	64,64,64,64	0
54	MG	BA	3375	1/1	0.78	0.22	46,46,46,46	0
54	MG	DA	3084	1/1	0.78	0.20	62,62,62,62	0
54	MG	AA	1628	1/1	0.78	0.22	84,84,84,84	0
54	MG	BA	3558	1/1	0.78	0.17	61,61,61,61	0
54	MG	BA	3197	1/1	0.78	0.25	62,62,62,62	0
54	MG	AA	1683	1/1	0.78	0.12	139,139,139,139	0
54	MG	DA	3410	1/1	0.78	0.14	72,72,72,72	0
54	MG	DA	3206	1/1	0.78	0.41	75,75,75,75	0
54	MG	CA	1657	1/1	0.78	0.29	86,86,86,86	0
54	MG	BA	3256	1/1	0.79	0.50	69,69,69,69	0
54	MG	DA	3037	1/1	0.79	0.26	49,49,49,49	0
54	MG	DA	3316	1/1	0.79	0.15	75,75,75,75	0
54	MG	AA	1698	1/1	0.79	0.35	68,68,68,68	0
54	MG	DA	3054	1/1	0.79	0.36	75,75,75,75	0
54	MG	BA	3061	1/1	0.79	0.32	64,64,64,64	0
54	MG	AA	1656	1/1	0.79	0.19	74,74,74,74	0
54	MG	AA	1609	1/1	0.79	0.25	91,91,91,91	0
54	MG	CA	1609	1/1	0.79	0.34	70,70,70,70	0
54	MG	CA	1638	1/1	0.79	0.28	71,71,71,71	0
55	ZN	AN	101	1/1	0.79	0.14	213,213,213,213	0
54	MG	BA	3124	1/1	0.79	0.29	68,68,68,68	0
54	MG	AA	1627	1/1	0.80	0.23	70,70,70,70	0
54	MG	BA	3148	1/1	0.80	0.27	54,54,54,54	0
54	MG	DA	3192	1/1	0.80	0.31	66,66,66,66	0
54	MG	AA	1694	1/1	0.80	0.22	110,110,110,110	0
54	MG	BA	3320	1/1	0.80	0.16	57,57,57,57	0
54	MG	BB	204	1/1	0.80	0.26	67,67,67,67	0
54	MG	DA	3209	1/1	0.80	0.33	79,79,79,79	0
54	MG	DA	3033	1/1	0.80	0.27	68,68,68,68	0
54	MG	BA	3159	1/1	0.80	0.10	66,66,66,66	0
54	MG	DA	3223	1/1	0.80	0.21	104,104,104,104	0
54	MG	AA	1623	1/1	0.80	0.36	74,74,74,74	0
54	MG	DA	3278	1/1	0.80	0.13	46,46,46,46	0
54	MG	BA	3063	1/1	0.80	0.30	84,84,84,84	0
54	MG	AA	1658	1/1	0.80	0.18	60,60,60,60	0
54	MG	BA	3196	1/1	0.80	0.29	80,80,80,80	0

Continued on next page...

Continued from previous page...

Mol	Type	Chain	Res	Atoms	RSCC	RSR	B-factors(\AA^2)	Q<0.9
54	MG	BA	3439	1/1	0.80	0.15	53,53,53,53	0
54	MG	BA	3079	1/1	0.80	0.30	68,68,68,68	0
54	MG	CA	1612	1/1	0.80	0.30	84,84,84,84	0
54	MG	AA	1672	1/1	0.80	0.45	82,82,82,82	0
54	MG	DA	3134	1/1	0.80	0.22	64,64,64,64	0
54	MG	AA	1661	1/1	0.80	0.46	77,77,77,77	0
54	MG	BA	3136	1/1	0.80	0.31	73,73,73,73	0
54	MG	AA	1638	1/1	0.80	0.24	78,78,78,78	0
54	MG	DA	3069	1/1	0.81	0.32	61,61,61,61	0
54	MG	DA	3078	1/1	0.81	0.36	53,53,53,53	0
54	MG	DA	3025	1/1	0.81	0.34	57,57,57,57	0
54	MG	BA	3166	1/1	0.81	0.23	58,58,58,58	0
54	MG	DA	3298	1/1	0.81	0.13	71,71,71,71	0
54	MG	DA	3185	1/1	0.81	0.34	47,47,47,47	0
54	MG	DA	3345	1/1	0.81	0.10	100,100,100,100	0
54	MG	DA	3102	1/1	0.81	0.28	79,79,79,79	0
54	MG	DA	3190	1/1	0.81	0.19	57,57,57,57	0
54	MG	DA	3107	1/1	0.81	0.20	47,47,47,47	0
54	MG	BA	3068	1/1	0.81	0.26	70,70,70,70	0
54	MG	BA	3240	1/1	0.81	0.29	64,64,64,64	0
54	MG	DA	3399	1/1	0.81	0.29	60,60,60,60	0
54	MG	DA	3047	1/1	0.81	0.26	65,65,65,65	0
54	MG	BA	3184	1/1	0.81	0.25	66,66,66,66	0
54	MG	DB	202	1/1	0.81	0.51	86,86,86,86	0
54	MG	BA	3499	1/1	0.81	0.10	107,107,107,107	0
54	MG	DA	3147	1/1	0.81	0.43	78,78,78,78	0
54	MG	AA	1669	1/1	0.82	0.09	96,96,96,96	0
54	MG	BB	215	1/1	0.82	0.14	77,77,77,77	0
54	MG	BA	3086	1/1	0.82	0.22	57,57,57,57	0
54	MG	DA	3075	1/1	0.82	0.21	71,71,71,71	0
54	MG	DA	3310	1/1	0.82	0.15	56,56,56,56	0
54	MG	BA	3152	1/1	0.82	0.24	73,73,73,73	0
54	MG	DA	3327	1/1	0.82	0.17	94,94,94,94	0
54	MG	DA	3341	1/1	0.82	0.22	39,39,39,39	0
54	MG	BA	3062	1/1	0.82	0.21	69,69,69,69	0
54	MG	CA	1648	1/1	0.82	0.13	100,100,100,100	0
54	MG	BA	3041	1/1	0.82	0.31	56,56,56,56	0
54	MG	CA	1659	1/1	0.82	0.22	60,60,60,60	0
54	MG	BA	3459	1/1	0.82	0.09	130,130,130,130	0
54	MG	DA	3390	1/1	0.82	0.12	69,69,69,69	0
54	MG	DA	3127	1/1	0.82	0.15	63,63,63,63	0
54	MG	AA	1697	1/1	0.82	0.14	75,75,75,75	0

Continued on next page...

Continued from previous page...

Mol	Type	Chain	Res	Atoms	RSCC	RSR	B-factors(\AA^2)	Q<0.9
54	MG	DA	3400	1/1	0.82	0.17	95,95,95,95	0
54	MG	AA	1677	1/1	0.82	0.46	81,81,81,81	0
54	MG	CA	1621	1/1	0.82	0.30	64,64,64,64	0
54	MG	DA	3217	1/1	0.82	0.41	69,69,69,69	0
54	MG	BA	3226	1/1	0.82	0.29	62,62,62,62	0
54	MG	DA	3141	1/1	0.82	0.29	74,74,74,74	0
54	MG	DA	3130	1/1	0.83	0.14	59,59,59,59	0
54	MG	DA	3232	1/1	0.83	0.25	46,46,46,46	0
54	MG	DA	3259	1/1	0.83	0.23	64,64,64,64	0
54	MG	DA	3034	1/1	0.83	0.24	74,74,74,74	0
54	MG	BA	3279	1/1	0.83	0.13	54,54,54,54	0
54	MG	DA	3043	1/1	0.83	0.18	63,63,63,63	0
54	MG	AA	1616	1/1	0.83	0.29	79,79,79,79	0
54	MG	DA	3313	1/1	0.83	0.15	64,64,64,64	0
54	MG	BA	3287	1/1	0.83	0.39	65,65,65,65	0
54	MG	BA	3497	1/1	0.83	0.19	55,55,55,55	0
54	MG	BA	3029	1/1	0.83	0.12	83,83,83,83	0
54	MG	CA	1626	1/1	0.83	0.25	86,86,86,86	0
54	MG	BB	209	1/1	0.83	0.20	79,79,79,79	0
54	MG	AA	1621	1/1	0.83	0.47	80,80,80,80	0
54	MG	DA	3089	1/1	0.83	0.41	82,82,82,82	0
54	MG	BR	201	1/1	0.83	0.30	58,58,58,58	0
54	MG	BA	3091	1/1	0.83	0.20	47,47,47,47	0
54	MG	DA	3103	1/1	0.83	0.24	71,71,71,71	0
54	MG	DA	3205	1/1	0.83	0.35	82,82,82,82	0
54	MG	BA	3520	1/1	0.83	0.30	67,67,67,67	0
54	MG	BA	3242	1/1	0.83	0.25	66,66,66,66	0
54	MG	DA	3126	1/1	0.83	0.21	80,80,80,80	0
54	MG	AA	1657	1/1	0.83	0.30	81,81,81,81	0
54	MG	BA	3102	1/1	0.83	0.15	59,59,59,59	0
54	MG	AA	1605	1/1	0.83	0.37	74,74,74,74	0
54	MG	AA	1645	1/1	0.84	0.44	77,77,77,77	0
54	MG	BA	3205	1/1	0.84	0.21	61,61,61,61	0
54	MG	BA	3210	1/1	0.84	0.18	57,57,57,57	0
54	MG	BA	3535	1/1	0.84	0.12	70,70,70,70	0
54	MG	DA	3139	1/1	0.84	0.35	65,65,65,65	0
54	MG	BA	3218	1/1	0.84	0.27	54,54,54,54	0
54	MG	AA	1622	1/1	0.84	0.30	67,67,67,67	0
54	MG	DA	3299	1/1	0.84	0.10	54,54,54,54	0
54	MG	DA	3049	1/1	0.84	0.28	58,58,58,58	0
54	MG	DA	3155	1/1	0.84	0.20	57,57,57,57	0
54	MG	DA	3163	1/1	0.84	0.14	56,56,56,56	0

Continued on next page...

Continued from previous page...

Mol	Type	Chain	Res	Atoms	RSCC	RSR	B-factors(\AA^2)	Q<0.9
54	MG	BA	3080	1/1	0.84	0.34	42,42,42,42	0
54	MG	BA	3178	1/1	0.84	0.21	58,58,58,58	0
54	MG	BA	3565	1/1	0.84	0.13	90,90,90,90	0
54	MG	AA	1652	1/1	0.84	0.32	82,82,82,82	0
54	MG	BA	3428	1/1	0.84	0.18	35,35,35,35	0
54	MG	CA	1625	1/1	0.84	0.59	88,88,88,88	0
54	MG	BA	3618	1/1	0.84	0.09	85,85,85,85	0
54	MG	DA	3388	1/1	0.84	0.10	72,72,72,72	0
54	MG	AA	1634	1/1	0.84	0.34	95,95,95,95	0
54	MG	DA	3199	1/1	0.84	0.27	74,74,74,74	0
54	MG	BA	3267	1/1	0.84	0.32	53,53,53,53	0
54	MG	BA	3485	1/1	0.84	0.10	60,60,60,60	0
54	MG	AA	1675	1/1	0.84	0.40	73,73,73,73	0
54	MG	BA	3098	1/1	0.84	0.44	54,54,54,54	0
54	MG	BD	303	1/1	0.84	0.15	58,58,58,58	0
54	MG	DF	301	1/1	0.84	0.28	58,58,58,58	0
54	MG	DA	3008	1/1	0.84	0.17	48,48,48,48	0
54	MG	AA	1668	1/1	0.84	0.22	83,83,83,83	0
54	MG	AA	1637	1/1	0.85	0.33	82,82,82,82	0
54	MG	CA	1633	1/1	0.85	0.31	71,71,71,71	0
54	MG	AA	1696	1/1	0.85	0.08	74,74,74,74	0
54	MG	BA	3183	1/1	0.85	0.20	76,76,76,76	0
54	MG	DA	3123	1/1	0.85	0.14	56,56,56,56	0
54	MG	CA	1639	1/1	0.85	0.43	61,61,61,61	0
54	MG	BA	3213	1/1	0.85	0.30	64,64,64,64	0
54	MG	BP	201	1/1	0.85	0.27	43,43,43,43	0
54	MG	BA	3217	1/1	0.85	0.12	51,51,51,51	0
54	MG	BA	3073	1/1	0.85	0.15	67,67,67,67	0
54	MG	DA	3012	1/1	0.85	0.23	60,60,60,60	0
54	MG	B5	101	1/1	0.85	0.13	51,51,51,51	0
54	MG	BA	3188	1/1	0.85	0.12	43,43,43,43	0
54	MG	CA	1602	1/1	0.85	0.37	82,82,82,82	0
54	MG	BA	3233	1/1	0.85	0.18	59,59,59,59	0
54	MG	BA	3360	1/1	0.85	0.12	53,53,53,53	0
54	MG	BA	3239	1/1	0.85	0.24	38,38,38,38	0
54	MG	BA	3194	1/1	0.85	0.26	79,79,79,79	0
54	MG	BA	3001	1/1	0.85	0.14	56,56,56,56	0
54	MG	CA	1619	1/1	0.85	0.25	69,69,69,69	0
54	MG	BA	3386	1/1	0.85	0.10	77,77,77,77	0
54	MG	DA	3183	1/1	0.85	0.19	50,50,50,50	0
54	MG	DA	3063	1/1	0.85	0.18	54,54,54,54	0
54	MG	BA	3425	1/1	0.85	0.15	37,37,37,37	0

Continued on next page...

Continued from previous page...

Mol	Type	Chain	Res	Atoms	RSCC	RSR	B-factors(Å ²)	Q<0.9
54	MG	AA	1644	1/1	0.85	0.32	74,74,74,74	0
54	MG	AA	1692	1/1	0.85	0.17	113,113,113,113	0
54	MG	BA	3032	1/1	0.85	0.23	67,67,67,67	0
54	MG	DA	3195	1/1	0.85	0.30	75,75,75,75	0
54	MG	DA	3198	1/1	0.85	0.25	55,55,55,55	0
54	MG	BA	3481	1/1	0.85	0.13	76,76,76,76	0
54	MG	CA	1629	1/1	0.85	0.34	72,72,72,72	0
54	MG	DA	3097	1/1	0.85	0.30	64,64,64,64	0
54	MG	DA	3099	1/1	0.85	0.13	40,40,40,40	0
54	MG	BA	3023	1/1	0.86	0.21	52,52,52,52	0
54	MG	CA	1640	1/1	0.86	0.32	62,62,62,62	0
54	MG	BA	3167	1/1	0.86	0.31	68,68,68,68	0
54	MG	DA	3210	1/1	0.86	0.29	60,60,60,60	0
54	MG	DA	3109	1/1	0.86	0.28	70,70,70,70	0
54	MG	DA	3216	1/1	0.86	0.17	53,53,53,53	0
54	MG	BA	3498	1/1	0.86	0.10	69,69,69,69	0
54	MG	DA	3125	1/1	0.86	0.39	66,66,66,66	0
54	MG	B2	101	1/1	0.86	0.26	75,75,75,75	0
54	MG	BA	3170	1/1	0.86	0.33	52,52,52,52	0
54	MG	BA	3329	1/1	0.86	0.11	45,45,45,45	0
54	MG	DA	3250	1/1	0.86	0.26	41,41,41,41	0
54	MG	CA	1601	1/1	0.86	0.29	50,50,50,50	0
54	MG	BA	3517	1/1	0.86	0.15	51,51,51,51	0
54	MG	BA	3339	1/1	0.86	0.10	91,91,91,91	0
54	MG	AA	1618	1/1	0.86	0.22	69,69,69,69	0
54	MG	BA	3111	1/1	0.86	0.27	57,57,57,57	0
54	MG	AA	1673	1/1	0.86	0.26	67,67,67,67	0
54	MG	CA	1614	1/1	0.86	0.39	69,69,69,69	0
54	MG	AA	1601	1/1	0.86	0.37	68,68,68,68	0
54	MG	DA	3152	1/1	0.86	0.28	58,58,58,58	0
54	MG	DA	3336	1/1	0.86	0.12	87,87,87,87	0
54	MG	BA	3077	1/1	0.86	0.26	43,43,43,43	0
54	MG	AA	1604	1/1	0.86	0.19	81,81,81,81	0
54	MG	DA	3059	1/1	0.86	0.22	55,55,55,55	0
54	MG	BA	3147	1/1	0.86	0.27	57,57,57,57	0
54	MG	DA	3367	1/1	0.86	0.26	68,68,68,68	0
54	MG	BA	3396	1/1	0.86	0.26	23,23,23,23	0
54	MG	DA	3070	1/1	0.86	0.12	53,53,53,53	0
54	MG	DA	3383	1/1	0.86	0.16	63,63,63,63	0
54	MG	DA	3071	1/1	0.86	0.23	60,60,60,60	0
54	MG	BA	3254	1/1	0.86	0.20	67,67,67,67	0
54	MG	AA	1640	1/1	0.86	0.53	80,80,80,80	0

Continued on next page...

Continued from previous page...

Mol	Type	Chain	Res	Atoms	RSCC	RSR	B-factors(Å ²)	Q<0.9
54	MG	BA	3082	1/1	0.86	0.19	71,71,71,71	0
54	MG	AA	1649	1/1	0.86	0.20	66,66,66,66	0
54	MG	BA	3465	1/1	0.86	0.12	38,38,38,38	0
54	MG	DA	3196	1/1	0.86	0.34	63,63,63,63	0
54	MG	BA	3480	1/1	0.86	0.10	70,70,70,70	0
54	MG	AA	1617	1/1	0.86	0.23	82,82,82,82	0
54	MG	AA	1660	1/1	0.86	0.45	91,91,91,91	0
54	MG	DA	3203	1/1	0.86	0.24	48,48,48,48	0
54	MG	BA	3097	1/1	0.87	0.24	58,58,58,58	0
54	MG	BA	3015	1/1	0.87	0.22	42,42,42,42	0
54	MG	AA	1678	1/1	0.87	0.28	75,75,75,75	0
54	MG	DA	3224	1/1	0.87	0.35	80,80,80,80	0
54	MG	BA	3067	1/1	0.87	0.17	35,35,35,35	0
54	MG	BA	3249	1/1	0.87	0.26	70,70,70,70	0
54	MG	DA	3240	1/1	0.87	0.35	67,67,67,67	0
54	MG	DA	3249	1/1	0.87	0.23	67,67,67,67	0
54	MG	BA	3529	1/1	0.87	0.13	86,86,86,86	0
54	MG	BA	3374	1/1	0.87	0.09	75,75,75,75	0
54	MG	DA	3045	1/1	0.87	0.38	72,72,72,72	0
54	MG	BA	3542	1/1	0.87	0.17	60,60,60,60	0
54	MG	BA	3116	1/1	0.87	0.23	56,56,56,56	0
54	MG	BA	3546	1/1	0.87	0.09	57,57,57,57	0
54	MG	BA	3081	1/1	0.87	0.33	66,66,66,66	0
54	MG	DA	3058	1/1	0.87	0.12	51,51,51,51	0
54	MG	BA	3257	1/1	0.87	0.26	64,64,64,64	0
54	MG	DA	3062	1/1	0.87	0.14	65,65,65,65	0
54	MG	BA	3420	1/1	0.87	0.16	41,41,41,41	0
54	MG	BA	3563	1/1	0.87	0.10	67,67,67,67	0
54	MG	DA	3342	1/1	0.87	0.16	41,41,41,41	0
54	MG	BA	3135	1/1	0.87	0.23	54,54,54,54	0
54	MG	BA	3024	1/1	0.87	0.11	48,48,48,48	0
54	MG	DA	3347	1/1	0.87	0.08	76,76,76,76	0
54	MG	BA	3207	1/1	0.87	0.13	59,59,59,59	0
54	MG	BA	3174	1/1	0.87	0.14	71,71,71,71	0
54	MG	BA	3464	1/1	0.87	0.12	41,41,41,41	0
54	MG	BA	3283	1/1	0.87	0.23	56,56,56,56	0
54	MG	BA	3070	1/1	0.87	0.20	61,61,61,61	0
54	MG	DA	3197	1/1	0.87	0.30	66,66,66,66	0
54	MG	BA	3140	1/1	0.87	0.16	59,59,59,59	0
54	MG	CA	1636	1/1	0.87	0.32	77,77,77,77	0
54	MG	BB	213	1/1	0.87	0.10	69,69,69,69	0
54	MG	BA	3314	1/1	0.87	0.11	71,71,71,71	0

Continued on next page...

Continued from previous page...

Mol	Type	Chain	Res	Atoms	RSCC	RSR	B-factors(Å ²)	Q<0.9
54	MG	BA	3180	1/1	0.87	0.19	51,51,51,51	0
54	MG	BA	3491	1/1	0.87	0.17	65,65,65,65	0
54	MG	CA	1650	1/1	0.87	0.19	100,100,100,100	0
54	MG	AA	1674	1/1	0.87	0.16	73,73,73,73	0
54	MG	BU	202	1/1	0.87	0.28	62,62,62,62	0
54	MG	AA	1659	1/1	0.87	0.28	62,62,62,62	0
54	MG	DA	3221	1/1	0.88	0.15	69,69,69,69	0
54	MG	DA	3138	1/1	0.88	0.58	60,60,60,60	0
54	MG	BA	3269	1/1	0.88	0.22	54,54,54,54	0
54	MG	BA	3562	1/1	0.88	0.20	43,43,43,43	0
54	MG	DA	3143	1/1	0.88	0.31	62,62,62,62	0
54	MG	DA	3235	1/1	0.88	0.26	36,36,36,36	0
54	MG	DA	3238	1/1	0.88	0.42	52,52,52,52	0
54	MG	BA	3490	1/1	0.88	0.14	53,53,53,53	0
54	MG	DA	3064	1/1	0.88	0.20	53,53,53,53	0
54	MG	BA	3039	1/1	0.88	0.14	44,44,44,44	0
54	MG	DA	3252	1/1	0.88	0.21	41,41,41,41	0
54	MG	DA	3255	1/1	0.88	0.37	63,63,63,63	0
54	MG	BA	3220	1/1	0.88	0.13	79,79,79,79	0
54	MG	DA	3261	1/1	0.88	0.21	56,56,56,56	0
54	MG	DA	3159	1/1	0.88	0.36	59,59,59,59	0
54	MG	BA	3007	1/1	0.88	0.17	36,36,36,36	0
54	MG	BA	3100	1/1	0.88	0.31	72,72,72,72	0
54	MG	DA	3173	1/1	0.88	0.18	49,49,49,49	0
54	MG	CA	1613	1/1	0.88	0.33	71,71,71,71	0
54	MG	DA	3080	1/1	0.88	0.40	73,73,73,73	0
54	MG	DA	3181	1/1	0.88	0.29	51,51,51,51	0
54	MG	CA	1663	1/1	0.88	0.09	91,91,91,91	0
54	MG	CA	1669	1/1	0.88	0.13	117,117,117,117	0
54	MG	DA	3188	1/1	0.88	0.21	54,54,54,54	0
54	MG	BA	3505	1/1	0.88	0.10	76,76,76,76	0
54	MG	DA	3093	1/1	0.88	0.46	66,66,66,66	0
54	MG	DA	3191	1/1	0.88	0.19	50,50,50,50	0
54	MG	AA	1706	1/1	0.88	0.08	100,100,100,100	0
54	MG	AA	1666	1/1	0.88	0.19	62,62,62,62	0
54	MG	BA	3112	1/1	0.88	0.35	47,47,47,47	0
54	MG	BA	3179	1/1	0.88	0.26	48,48,48,48	0
54	MG	BA	3092	1/1	0.88	0.34	55,55,55,55	0
54	MG	DA	3035	1/1	0.88	0.31	68,68,68,68	0
54	MG	DA	3036	1/1	0.88	0.15	65,65,65,65	0
54	MG	DA	3111	1/1	0.88	0.33	60,60,60,60	0
54	MG	BA	3534	1/1	0.88	0.18	76,76,76,76	0

Continued on next page...

Continued from previous page...

Mol	Type	Chain	Res	Atoms	RSCC	RSR	B-factors(\AA^2)	Q<0.9
54	MG	BA	3118	1/1	0.88	0.27	57,57,57,57	0
54	MG	AA	1702	1/1	0.88	0.11	97,97,97,97	0
54	MG	BA	3216	1/1	0.88	0.18	52,52,52,52	0
54	MG	DA	3411	1/1	0.88	0.11	90,90,90,90	0
54	MG	CA	1630	1/1	0.88	0.24	72,72,72,72	0
54	MG	BA	3356	1/1	0.88	0.26	59,59,59,59	0
54	MG	DA	3053	1/1	0.88	0.31	54,54,54,54	0
54	MG	BA	3358	1/1	0.88	0.09	64,64,64,64	0
54	MG	BA	3096	1/1	0.88	0.25	63,63,63,63	0
54	MG	AA	1667	1/1	0.89	0.25	63,63,63,63	0
54	MG	AA	1699	1/1	0.89	0.11	69,69,69,69	0
54	MG	AA	1648	1/1	0.89	0.18	62,62,62,62	0
54	MG	DA	3220	1/1	0.89	0.20	48,48,48,48	0
54	MG	BA	3286	1/1	0.89	0.15	52,52,52,52	0
54	MG	BA	3026	1/1	0.89	0.13	68,68,68,68	0
54	MG	BA	3555	1/1	0.89	0.12	49,49,49,49	0
54	MG	DA	3131	1/1	0.89	0.21	39,39,39,39	0
54	MG	BA	3225	1/1	0.89	0.14	61,61,61,61	0
54	MG	AA	1687	1/1	0.89	0.12	70,70,70,70	0
54	MG	DA	3135	1/1	0.89	0.17	44,44,44,44	0
54	MG	CA	1618	1/1	0.89	0.34	75,75,75,75	0
54	MG	DA	3241	1/1	0.89	0.21	63,63,63,63	0
54	MG	DA	3244	1/1	0.89	0.34	35,35,35,35	0
54	MG	DA	3246	1/1	0.89	0.29	41,41,41,41	0
54	MG	DA	3247	1/1	0.89	0.33	52,52,52,52	0
54	MG	AA	1688	1/1	0.89	0.11	111,111,111,111	0
54	MG	BA	3154	1/1	0.89	0.15	49,49,49,49	0
54	MG	BA	3335	1/1	0.89	0.10	55,55,55,55	0
54	MG	DA	3254	1/1	0.89	0.25	43,43,43,43	0
54	MG	AA	1636	1/1	0.89	0.19	86,86,86,86	0
54	MG	BA	3489	1/1	0.89	0.18	38,38,38,38	0
54	MG	DA	3057	1/1	0.89	0.19	67,67,67,67	0
54	MG	DA	3262	1/1	0.89	0.09	46,46,46,46	0
54	MG	AA	1611	1/1	0.89	0.14	69,69,69,69	0
54	MG	BA	3003	1/1	0.89	0.23	29,29,29,29	0
54	MG	DA	3160	1/1	0.89	0.29	48,48,48,48	0
54	MG	AA	1612	1/1	0.89	0.28	76,76,76,76	0
54	MG	BA	3251	1/1	0.89	0.23	63,63,63,63	0
54	MG	BA	3052	1/1	0.89	0.33	61,61,61,61	0
54	MG	DA	3314	1/1	0.89	0.15	54,54,54,54	0
54	MG	BA	3169	1/1	0.89	0.20	60,60,60,60	0
54	MG	BA	3506	1/1	0.89	0.17	61,61,61,61	0

Continued on next page...

Continued from previous page...

Mol	Type	Chain	Res	Atoms	RSCC	RSR	B-factors(\AA^2)	Q<0.9
54	MG	BA	3507	1/1	0.89	0.12	53,53,53,53	0
54	MG	BQ	201	1/1	0.89	0.14	49,49,49,49	0
54	MG	DA	3076	1/1	0.89	0.28	70,70,70,70	0
54	MG	DA	3077	1/1	0.89	0.17	66,66,66,66	0
54	MG	AA	1642	1/1	0.89	0.12	64,64,64,64	0
54	MG	BR	202	1/1	0.89	0.17	49,49,49,49	0
54	MG	DA	3349	1/1	0.89	0.22	54,54,54,54	0
54	MG	BA	3209	1/1	0.89	0.33	67,67,67,67	0
54	MG	BV	201	1/1	0.89	0.22	74,74,74,74	0
54	MG	DA	3193	1/1	0.89	0.35	63,63,63,63	0
54	MG	CA	1654	1/1	0.89	0.16	95,95,95,95	0
54	MG	DA	3092	1/1	0.89	0.29	63,63,63,63	0
54	MG	BA	3057	1/1	0.89	0.15	46,46,46,46	0
54	MG	BA	3014	1/1	0.89	0.16	57,57,57,57	0
54	MG	CA	1661	1/1	0.89	0.15	100,100,100,100	0
54	MG	DA	3396	1/1	0.89	0.14	37,37,37,37	0
54	MG	B3	102	1/1	0.89	0.19	54,54,54,54	0
54	MG	BA	3388	1/1	0.89	0.12	54,54,54,54	0
54	MG	DA	3402	1/1	0.89	0.18	59,59,59,59	0
54	MG	DA	3106	1/1	0.89	0.20	56,56,56,56	0
54	MG	DA	3001	1/1	0.89	0.17	62,62,62,62	0
54	MG	DA	3004	1/1	0.89	0.23	59,59,59,59	0
54	MG	BA	3276	1/1	0.89	0.30	56,56,56,56	0
54	MG	BA	3415	1/1	0.89	0.08	49,49,49,49	0
54	MG	DA	3023	1/1	0.89	0.34	61,61,61,61	0
54	MG	DA	3215	1/1	0.89	0.16	58,58,58,58	0
54	MG	CA	1627	1/1	0.90	0.09	79,79,79,79	0
54	MG	BA	3031	1/1	0.90	0.15	41,41,41,41	0
54	MG	BA	3182	1/1	0.90	0.18	69,69,69,69	0
54	MG	BA	3219	1/1	0.90	0.28	62,62,62,62	0
54	MG	DA	3207	1/1	0.90	0.33	53,53,53,53	0
54	MG	CA	1632	1/1	0.90	0.30	65,65,65,65	0
54	MG	BA	3581	1/1	0.90	0.10	47,47,47,47	0
54	MG	BA	3612	1/1	0.90	0.09	100,100,100,100	0
54	MG	DA	3095	1/1	0.90	0.40	71,71,71,71	0
54	MG	CA	1635	1/1	0.90	0.17	68,68,68,68	0
54	MG	DA	3098	1/1	0.90	0.24	62,62,62,62	0
54	MG	AA	1615	1/1	0.90	0.30	56,56,56,56	0
54	MG	CA	1637	1/1	0.90	0.33	67,67,67,67	0
54	MG	BA	3285	1/1	0.90	0.32	59,59,59,59	0
54	MG	BB	203	1/1	0.90	0.19	80,80,80,80	0
54	MG	BA	3150	1/1	0.90	0.14	61,61,61,61	0

Continued on next page...

Continued from previous page...

Mol	Type	Chain	Res	Atoms	RSCC	RSR	B-factors(\AA^2)	Q<0.9
54	MG	BA	3106	1/1	0.90	0.23	48,48,48,48	0
54	MG	DA	3228	1/1	0.90	0.37	51,51,51,51	0
54	MG	DA	3229	1/1	0.90	0.23	55,55,55,55	0
54	MG	DA	3231	1/1	0.90	0.33	54,54,54,54	0
54	MG	BA	3469	1/1	0.90	0.21	77,77,77,77	0
54	MG	CA	1653	1/1	0.90	0.15	83,83,83,83	0
54	MG	DA	3113	1/1	0.90	0.25	42,42,42,42	0
54	MG	DA	3118	1/1	0.90	0.28	44,44,44,44	0
54	MG	DA	3119	1/1	0.90	0.33	57,57,57,57	0
54	MG	DA	3242	1/1	0.90	0.30	38,38,38,38	0
54	MG	DA	3120	1/1	0.90	0.25	52,52,52,52	0
54	MG	DA	3121	1/1	0.90	0.38	53,53,53,53	0
54	MG	BA	3289	1/1	0.90	0.27	50,50,50,50	0
54	MG	BA	3292	1/1	0.90	0.14	44,44,44,44	0
54	MG	BB	214	1/1	0.90	0.12	67,67,67,67	0
54	MG	BA	3301	1/1	0.90	0.07	62,62,62,62	0
54	MG	DA	3253	1/1	0.90	0.23	42,42,42,42	0
54	MG	BB	216	1/1	0.90	0.26	46,46,46,46	0
54	MG	BA	3230	1/1	0.90	0.27	50,50,50,50	0
54	MG	DA	3256	1/1	0.90	0.35	59,59,59,59	0
54	MG	BA	3193	1/1	0.90	0.14	50,50,50,50	0
54	MG	BA	3315	1/1	0.90	0.11	84,84,84,84	0
54	MG	BA	3316	1/1	0.90	0.20	34,34,34,34	0
54	MG	BA	3495	1/1	0.90	0.10	70,70,70,70	0
54	MG	DA	3284	1/1	0.90	0.13	61,61,61,61	0
54	MG	DA	3018	1/1	0.90	0.15	42,42,42,42	0
54	MG	DA	3136	1/1	0.90	0.28	42,42,42,42	0
54	MG	BA	3108	1/1	0.90	0.25	56,56,56,56	0
54	MG	BA	3053	1/1	0.90	0.25	53,53,53,53	0
54	MG	BA	3332	1/1	0.90	0.18	60,60,60,60	0
54	MG	BA	3500	1/1	0.90	0.17	33,33,33,33	0
54	MG	BA	3054	1/1	0.90	0.17	52,52,52,52	0
54	MG	DA	3320	1/1	0.90	0.12	57,57,57,57	0
54	MG	DA	3326	1/1	0.90	0.10	95,95,95,95	0
54	MG	BA	3088	1/1	0.90	0.25	46,46,46,46	0
54	MG	DA	3335	1/1	0.90	0.23	72,72,72,72	0
54	MG	BA	3089	1/1	0.90	0.26	46,46,46,46	0
54	MG	BA	3513	1/1	0.90	0.09	66,66,66,66	0
54	MG	DA	3158	1/1	0.90	0.25	72,72,72,72	0
54	MG	DA	3343	1/1	0.90	0.13	35,35,35,35	0
54	MG	BA	3072	1/1	0.90	0.20	59,59,59,59	0
54	MG	CA	1603	1/1	0.90	0.27	73,73,73,73	0

Continued on next page...

Continued from previous page...

Mol	Type	Chain	Res	Atoms	RSCC	RSR	B-factors(\AA^2)	Q<0.9
54	MG	AA	1681	1/1	0.90	0.12	65,65,65,65	0
54	MG	DA	3170	1/1	0.90	0.25	52,52,52,52	0
54	MG	DA	3359	1/1	0.90	0.17	49,49,49,49	0
54	MG	CA	1605	1/1	0.90	0.28	74,74,74,74	0
54	MG	DA	3363	1/1	0.90	0.12	72,72,72,72	0
54	MG	CA	1608	1/1	0.90	0.38	67,67,67,67	0
54	MG	DA	3052	1/1	0.90	0.34	71,71,71,71	0
54	MG	BA	3518	1/1	0.90	0.27	59,59,59,59	0
54	MG	AA	1603	1/1	0.90	0.21	68,68,68,68	0
54	MG	DA	3055	1/1	0.90	0.26	43,43,43,43	0
54	MG	BA	3004	1/1	0.90	0.17	41,41,41,41	0
54	MG	BA	3361	1/1	0.90	0.16	53,53,53,53	0
54	MG	BA	3261	1/1	0.90	0.20	59,59,59,59	0
54	MG	BA	3263	1/1	0.90	0.33	41,41,41,41	0
54	MG	BA	3264	1/1	0.90	0.34	38,38,38,38	0
54	MG	BA	3078	1/1	0.90	0.22	38,38,38,38	0
54	MG	DA	3407	1/1	0.90	0.19	59,59,59,59	0
54	MG	BA	3384	1/1	0.90	0.08	62,62,62,62	0
54	MG	BA	3141	1/1	0.90	0.31	65,65,65,65	0
54	MG	DA	3414	1/1	0.90	0.09	68,68,68,68	0
54	MG	BA	3270	1/1	0.90	0.35	74,74,74,74	0
54	MG	DA	3074	1/1	0.90	0.31	38,38,38,38	0
54	MG	BA	3272	1/1	0.90	0.23	65,65,65,65	0
54	MG	D6	102	1/1	0.90	0.33	64,64,64,64	0
54	MG	BA	3049	1/1	0.90	0.18	54,54,54,54	0
54	MG	BA	3417	1/1	0.90	0.13	37,37,37,37	0
54	MG	BA	3613	1/1	0.91	0.10	109,109,109,109	0
54	MG	BA	3331	1/1	0.91	0.11	51,51,51,51	0
54	MG	AA	1614	1/1	0.91	0.20	62,62,62,62	0
54	MG	BA	3043	1/1	0.91	0.17	54,54,54,54	0
54	MG	BA	3046	1/1	0.91	0.23	49,49,49,49	0
54	MG	AA	1679	1/1	0.91	0.28	64,64,64,64	0
54	MG	BA	3492	1/1	0.91	0.10	78,78,78,78	0
54	MG	BA	3265	1/1	0.91	0.16	30,30,30,30	0
54	MG	AA	1663	1/1	0.91	0.34	70,70,70,70	0
54	MG	DA	3066	1/1	0.91	0.15	56,56,56,56	0
54	MG	DA	3068	1/1	0.91	0.20	48,48,48,48	0
54	MG	AA	1626	1/1	0.91	0.28	67,67,67,67	0
54	MG	BA	3087	1/1	0.91	0.24	56,56,56,56	0
54	MG	BA	3271	1/1	0.91	0.17	60,60,60,60	0
54	MG	DA	3072	1/1	0.91	0.27	50,50,50,50	0
54	MG	DA	3073	1/1	0.91	0.23	54,54,54,54	0

Continued on next page...

Continued from previous page...

Mol	Type	Chain	Res	Atoms	RSCC	RSR	B-factors(\AA^2)	Q<0.9
54	MG	BA	3016	1/1	0.91	0.15	57,57,57,57	0
54	MG	BA	3020	1/1	0.91	0.10	34,34,34,34	0
54	MG	DA	3292	1/1	0.91	0.11	39,39,39,39	0
54	MG	DA	3294	1/1	0.91	0.13	52,52,52,52	0
54	MG	BA	3369	1/1	0.91	0.11	74,74,74,74	0
54	MG	BA	3512	1/1	0.91	0.26	45,45,45,45	0
54	MG	CA	1646	1/1	0.91	0.17	92,92,92,92	0
54	MG	DA	3309	1/1	0.91	0.35	48,48,48,48	0
54	MG	DA	3184	1/1	0.91	0.29	39,39,39,39	0
54	MG	BA	3229	1/1	0.91	0.25	51,51,51,51	0
54	MG	DA	3081	1/1	0.91	0.25	52,52,52,52	0
54	MG	BA	3090	1/1	0.91	0.10	45,45,45,45	0
54	MG	CA	1651	1/1	0.91	0.19	61,61,61,61	0
54	MG	BA	3379	1/1	0.91	0.09	56,56,56,56	0
54	MG	BA	3232	1/1	0.91	0.13	54,54,54,54	0
54	MG	B1	101	1/1	0.91	0.12	50,50,50,50	0
54	MG	BA	3156	1/1	0.91	0.19	57,57,57,57	0
54	MG	BA	3235	1/1	0.91	0.21	45,45,45,45	0
54	MG	BA	3521	1/1	0.91	0.12	41,41,41,41	0
54	MG	BA	3237	1/1	0.91	0.27	56,56,56,56	0
54	MG	DA	3101	1/1	0.91	0.43	62,62,62,62	0
54	MG	B9	102	1/1	0.91	0.18	45,45,45,45	0
54	MG	BA	3075	1/1	0.91	0.28	53,53,53,53	0
54	MG	BA	3120	1/1	0.91	0.18	42,42,42,42	0
54	MG	DA	3355	1/1	0.91	0.06	37,37,37,37	0
54	MG	DA	3204	1/1	0.91	0.19	37,37,37,37	0
54	MG	DA	3011	1/1	0.91	0.32	46,46,46,46	0
54	MG	BA	3241	1/1	0.91	0.38	62,62,62,62	0
54	MG	BA	3543	1/1	0.91	0.14	59,59,59,59	0
54	MG	DA	3368	1/1	0.91	0.11	78,78,78,78	0
54	MG	DA	3370	1/1	0.91	0.12	51,51,51,51	0
54	MG	BA	3294	1/1	0.91	0.09	37,37,37,37	0
54	MG	BA	3021	1/1	0.91	0.12	33,33,33,33	0
54	MG	DA	3116	1/1	0.91	0.32	46,46,46,46	0
54	MG	DA	3387	1/1	0.91	0.06	71,71,71,71	0
54	MG	DA	3117	1/1	0.91	0.27	34,34,34,34	0
54	MG	DA	3029	1/1	0.91	0.26	72,72,72,72	0
54	MG	BA	3125	1/1	0.91	0.18	50,50,50,50	0
54	MG	DA	3393	1/1	0.91	0.08	81,81,81,81	0
54	MG	BA	3456	1/1	0.91	0.09	89,89,89,89	0
54	MG	BA	3458	1/1	0.91	0.10	45,45,45,45	0
54	MG	BA	3311	1/1	0.91	0.24	60,60,60,60	0

Continued on next page...

Continued from previous page...

Mol	Type	Chain	Res	Atoms	RSCC	RSR	B-factors(\AA^2)	Q<0.9
54	MG	BA	3130	1/1	0.91	0.28	32,32,32,32	0
54	MG	BA	3250	1/1	0.91	0.14	47,47,47,47	0
54	MG	DA	3041	1/1	0.91	0.25	49,49,49,49	0
54	MG	CA	1617	1/1	0.91	0.41	70,70,70,70	0
54	MG	BA	3131	1/1	0.91	0.13	44,44,44,44	0
54	MG	DA	3420	1/1	0.91	0.11	97,97,97,97	0
54	MG	DA	3423	1/1	0.91	0.07	79,79,79,79	0
54	MG	BA	3473	1/1	0.91	0.20	59,59,59,59	0
54	MG	BA	3577	1/1	0.91	0.19	58,58,58,58	0
54	MG	DB	203	1/1	0.91	0.42	61,61,61,61	0
54	MG	BA	3022	1/1	0.91	0.11	57,57,57,57	0
54	MG	DA	3237	1/1	0.91	0.29	39,39,39,39	0
54	MG	BA	3173	1/1	0.91	0.38	65,65,65,65	0
55	ZN	B4	101	1/1	0.91	0.08	200,200,200,200	0
54	MG	DA	3239	1/1	0.91	0.21	39,39,39,39	0
55	ZN	DY	201	1/1	0.91	0.09	128,128,128,128	0
54	MG	DA	3137	1/1	0.92	0.30	64,64,64,64	0
54	MG	BA	3036	1/1	0.92	0.22	49,49,49,49	0
54	MG	DA	3243	1/1	0.92	0.33	53,53,53,53	0
54	MG	BA	3215	1/1	0.92	0.23	61,61,61,61	0
54	MG	DA	3245	1/1	0.92	0.14	47,47,47,47	0
54	MG	AA	1664	1/1	0.92	0.14	85,85,85,85	0
54	MG	DA	3142	1/1	0.92	0.12	46,46,46,46	0
54	MG	DA	3248	1/1	0.92	0.39	44,44,44,44	0
54	MG	BA	3113	1/1	0.92	0.18	35,35,35,35	0
54	MG	AA	1631	1/1	0.92	0.36	64,64,64,64	0
54	MG	DA	3251	1/1	0.92	0.34	39,39,39,39	0
54	MG	BA	3344	1/1	0.92	0.09	52,52,52,52	0
54	MG	BA	3345	1/1	0.92	0.17	45,45,45,45	0
54	MG	BA	3494	1/1	0.92	0.24	44,44,44,44	0
54	MG	DA	3157	1/1	0.92	0.21	69,69,69,69	0
54	MG	BA	3042	1/1	0.92	0.26	47,47,47,47	0
54	MG	BA	3005	1/1	0.92	0.13	42,42,42,42	0
54	MG	BA	3222	1/1	0.92	0.07	51,51,51,51	0
54	MG	DA	3162	1/1	0.92	0.18	55,55,55,55	0
54	MG	BA	3224	1/1	0.92	0.19	61,61,61,61	0
54	MG	DA	3165	1/1	0.92	0.21	58,58,58,58	0
54	MG	DA	3166	1/1	0.92	0.20	55,55,55,55	0
54	MG	DA	3168	1/1	0.92	0.19	42,42,42,42	0
54	MG	BA	3155	1/1	0.92	0.34	64,64,64,64	0
54	MG	BA	3503	1/1	0.92	0.13	68,68,68,68	0
54	MG	BA	3121	1/1	0.92	0.07	38,38,38,38	0

Continued on next page...

Continued from previous page...

Mol	Type	Chain	Res	Atoms	RSCC	RSR	B-factors(\AA^2)	Q<0.9
54	MG	BA	3228	1/1	0.92	0.20	26,26,26,26	0
54	MG	DA	3178	1/1	0.92	0.31	58,58,58,58	0
54	MG	BA	3273	1/1	0.92	0.09	66,66,66,66	0
54	MG	BA	3189	1/1	0.92	0.22	46,46,46,46	0
54	MG	DA	3182	1/1	0.92	0.23	59,59,59,59	0
54	MG	DA	3317	1/1	0.92	0.07	94,94,94,94	0
54	MG	DA	3318	1/1	0.92	0.07	66,66,66,66	0
54	MG	BA	3275	1/1	0.92	0.08	41,41,41,41	0
54	MG	DA	3082	1/1	0.92	0.12	51,51,51,51	0
54	MG	DA	3083	1/1	0.92	0.24	55,55,55,55	0
54	MG	BA	3191	1/1	0.92	0.17	45,45,45,45	0
54	MG	DA	3086	1/1	0.92	0.32	54,54,54,54	0
54	MG	BW	201	1/1	0.92	0.14	51,51,51,51	0
54	MG	BA	3383	1/1	0.92	0.11	71,71,71,71	0
54	MG	BA	3231	1/1	0.92	0.21	45,45,45,45	0
54	MG	BA	3045	1/1	0.92	0.26	62,62,62,62	0
54	MG	B3	101	1/1	0.92	0.14	60,60,60,60	0
54	MG	BA	3019	1/1	0.92	0.09	39,39,39,39	0
54	MG	BA	3392	1/1	0.92	0.12	55,55,55,55	0
54	MG	DA	3351	1/1	0.92	0.12	78,78,78,78	0
54	MG	DA	3006	1/1	0.92	0.15	44,44,44,44	0
54	MG	BA	3522	1/1	0.92	0.15	68,68,68,68	0
54	MG	BA	3525	1/1	0.92	0.06	112,112,112,112	0
54	MG	BA	3234	1/1	0.92	0.23	34,34,34,34	0
54	MG	DA	3105	1/1	0.92	0.32	33,33,33,33	0
54	MG	DA	3017	1/1	0.92	0.22	61,61,61,61	0
54	MG	BA	3533	1/1	0.92	0.15	48,48,48,48	0
54	MG	DA	3375	1/1	0.92	0.09	50,50,50,50	0
54	MG	DA	3020	1/1	0.92	0.18	39,39,39,39	0
54	MG	BA	3047	1/1	0.92	0.20	50,50,50,50	0
54	MG	BA	3165	1/1	0.92	0.20	56,56,56,56	0
54	MG	DA	3028	1/1	0.92	0.17	53,53,53,53	0
54	MG	BA	3541	1/1	0.92	0.20	54,54,54,54	0
54	MG	CA	1606	1/1	0.92	0.41	81,81,81,81	0
54	MG	AA	1635	1/1	0.92	0.20	71,71,71,71	0
54	MG	BA	3290	1/1	0.92	0.21	47,47,47,47	0
54	MG	DA	3394	1/1	0.92	0.17	56,56,56,56	0
54	MG	BA	3200	1/1	0.92	0.16	51,51,51,51	0
54	MG	BA	3069	1/1	0.92	0.31	53,53,53,53	0
54	MG	DA	3122	1/1	0.92	0.30	47,47,47,47	0
54	MG	BA	3547	1/1	0.92	0.15	31,31,31,31	0
54	MG	BA	3450	1/1	0.92	0.11	71,71,71,71	0

Continued on next page...

Continued from previous page...

Mol	Type	Chain	Res	Atoms	RSCC	RSR	B-factors(Å ²)	Q<0.9
54	MG	DA	3408	1/1	0.92	0.09	65,65,65,65	0
54	MG	BA	3453	1/1	0.92	0.12	74,74,74,74	0
54	MG	DA	3227	1/1	0.92	0.20	65,65,65,65	0
54	MG	CA	1616	1/1	0.92	0.30	72,72,72,72	0
54	MG	BA	3103	1/1	0.92	0.37	67,67,67,67	0
54	MG	DA	3230	1/1	0.92	0.27	67,67,67,67	0
54	MG	BA	3011	1/1	0.92	0.20	50,50,50,50	0
54	MG	BA	3244	1/1	0.92	0.26	45,45,45,45	0
54	MG	DA	3233	1/1	0.92	0.22	43,43,43,43	0
54	MG	DA	3234	1/1	0.92	0.34	56,56,56,56	0
54	MG	BA	3247	1/1	0.92	0.23	53,53,53,53	0
54	MG	AA	1610	1/1	0.92	0.34	75,75,75,75	0
54	MG	BA	3109	1/1	0.92	0.13	57,57,57,57	0
54	MG	BA	3175	1/1	0.92	0.36	70,70,70,70	0
54	MG	BA	3252	1/1	0.92	0.17	44,44,44,44	0
54	MG	AA	1650	1/1	0.93	0.33	70,70,70,70	0
54	MG	BA	3185	1/1	0.93	0.13	44,44,44,44	0
54	MG	BA	3528	1/1	0.93	0.11	43,43,43,43	0
54	MG	BA	3355	1/1	0.93	0.14	54,54,54,54	0
54	MG	BA	3530	1/1	0.93	0.10	84,84,84,84	0
54	MG	DA	3169	1/1	0.93	0.17	39,39,39,39	0
54	MG	DA	3079	1/1	0.93	0.23	60,60,60,60	0
54	MG	DA	3171	1/1	0.93	0.38	53,53,53,53	0
54	MG	DA	3257	1/1	0.93	0.30	59,59,59,59	0
54	MG	BA	3532	1/1	0.93	0.07	35,35,35,35	0
54	MG	CA	1656	1/1	0.93	0.09	97,97,97,97	0
54	MG	DA	3174	1/1	0.93	0.36	60,60,60,60	0
54	MG	DA	3263	1/1	0.93	0.08	70,70,70,70	0
54	MG	BA	3282	1/1	0.93	0.17	43,43,43,43	0
54	MG	DA	3176	1/1	0.93	0.21	61,61,61,61	0
54	MG	BA	3357	1/1	0.93	0.08	47,47,47,47	0
54	MG	DA	3293	1/1	0.93	0.13	50,50,50,50	0
54	MG	DA	3179	1/1	0.93	0.37	62,62,62,62	0
54	MG	BA	3467	1/1	0.93	0.10	73,73,73,73	0
54	MG	DA	3085	1/1	0.93	0.28	51,51,51,51	0
54	MG	BA	3030	1/1	0.93	0.14	37,37,37,37	0
54	MG	CA	1664	1/1	0.93	0.06	94,94,94,94	0
54	MG	BA	3009	1/1	0.93	0.17	59,59,59,59	0
54	MG	B8	101	1/1	0.93	0.17	64,64,64,64	0
54	MG	DA	3186	1/1	0.93	0.17	42,42,42,42	0
54	MG	DA	3003	1/1	0.93	0.20	35,35,35,35	0
54	MG	BA	3476	1/1	0.93	0.12	44,44,44,44	0

Continued on next page...

Continued from previous page...

Mol	Type	Chain	Res	Atoms	RSCC	RSR	B-factors(\AA^2)	Q<0.9
54	MG	DA	3096	1/1	0.93	0.23	46,46,46,46	0
54	MG	BA	3161	1/1	0.93	0.23	54,54,54,54	0
54	MG	BA	3162	1/1	0.93	0.33	62,62,62,62	0
54	MG	AA	1633	1/1	0.93	0.39	72,72,72,72	0
54	MG	AA	1695	1/1	0.93	0.08	93,93,93,93	0
54	MG	DA	3016	1/1	0.93	0.15	41,41,41,41	0
54	MG	DA	3338	1/1	0.93	0.12	50,50,50,50	0
54	MG	DA	3340	1/1	0.93	0.21	44,44,44,44	0
54	MG	BA	3551	1/1	0.93	0.21	40,40,40,40	0
54	MG	AA	1680	1/1	0.93	0.15	83,83,83,83	0
54	MG	BA	3554	1/1	0.93	0.15	58,58,58,58	0
54	MG	DA	3021	1/1	0.93	0.26	53,53,53,53	0
54	MG	BA	3168	1/1	0.93	0.20	52,52,52,52	0
54	MG	BA	3557	1/1	0.93	0.31	42,42,42,42	0
54	MG	DA	3026	1/1	0.93	0.07	49,49,49,49	0
54	MG	DA	3350	1/1	0.93	0.14	50,50,50,50	0
54	MG	DA	3112	1/1	0.93	0.30	60,60,60,60	0
54	MG	BA	3377	1/1	0.93	0.10	69,69,69,69	0
54	MG	DA	3357	1/1	0.93	0.08	53,53,53,53	0
54	MG	DA	3114	1/1	0.93	0.12	51,51,51,51	0
54	MG	CA	1611	1/1	0.93	0.14	64,64,64,64	0
54	MG	BA	3142	1/1	0.93	0.34	53,53,53,53	0
54	MG	DA	3364	1/1	0.93	0.10	67,67,67,67	0
54	MG	DA	3366	1/1	0.93	0.07	35,35,35,35	0
54	MG	BA	3115	1/1	0.93	0.30	43,43,43,43	0
54	MG	BA	3064	1/1	0.93	0.14	45,45,45,45	0
54	MG	BA	3566	1/1	0.93	0.16	40,40,40,40	0
54	MG	BA	3496	1/1	0.93	0.08	79,79,79,79	0
54	MG	DA	3218	1/1	0.93	0.41	53,53,53,53	0
54	MG	BA	3571	1/1	0.93	0.08	76,76,76,76	0
54	MG	DA	3380	1/1	0.93	0.07	91,91,91,91	0
54	MG	BA	3266	1/1	0.93	0.50	48,48,48,48	0
54	MG	DA	3386	1/1	0.93	0.08	63,63,63,63	0
54	MG	BA	3065	1/1	0.93	0.14	47,47,47,47	0
54	MG	BA	3590	1/1	0.93	0.10	82,82,82,82	0
54	MG	DA	3046	1/1	0.93	0.43	43,43,43,43	0
54	MG	BA	3391	1/1	0.93	0.16	38,38,38,38	0
54	MG	DA	3226	1/1	0.93	0.23	53,53,53,53	0
54	MG	DA	3048	1/1	0.93	0.11	53,53,53,53	0
54	MG	BA	3066	1/1	0.93	0.13	43,43,43,43	0
54	MG	BA	3501	1/1	0.93	0.08	61,61,61,61	0
54	MG	BA	3502	1/1	0.93	0.10	41,41,41,41	0

Continued on next page...

Continued from previous page...

Mol	Type	Chain	Res	Atoms	RSCC	RSR	B-factors(\AA^2)	Q<0.9
54	MG	BA	3236	1/1	0.93	0.27	50,50,50,50	0
54	MG	BA	3151	1/1	0.93	0.25	62,62,62,62	0
54	MG	CA	1628	1/1	0.93	0.23	55,55,55,55	0
54	MG	BA	3038	1/1	0.93	0.06	36,36,36,36	0
54	MG	BA	3153	1/1	0.93	0.23	53,53,53,53	0
54	MG	AA	1624	1/1	0.93	0.44	66,66,66,66	0
54	MG	DA	3415	1/1	0.93	0.13	89,89,89,89	0
54	MG	BA	3084	1/1	0.93	0.28	56,56,56,56	0
54	MG	BA	3434	1/1	0.93	0.19	36,36,36,36	0
54	MG	BA	3436	1/1	0.93	0.15	38,38,38,38	0
54	MG	DA	3065	1/1	0.93	0.18	58,58,58,58	0
54	MG	BA	3006	1/1	0.93	0.11	44,44,44,44	0
54	MG	BA	3449	1/1	0.93	0.10	49,49,49,49	0
54	MG	DF	302	1/1	0.93	0.11	64,64,64,64	0
54	MG	DP	201	1/1	0.93	0.40	58,58,58,58	0
54	MG	BF	301	1/1	0.93	0.22	56,56,56,56	0
54	MG	D8	101	1/1	0.93	0.32	49,49,49,49	0
55	ZN	AD	301	1/1	0.93	0.17	107,107,107,107	0
54	MG	BA	3341	1/1	0.93	0.10	69,69,69,69	0
54	MG	BA	3277	1/1	0.93	0.20	66,66,66,66	0
54	MG	BQ	202	1/1	0.93	0.29	53,53,53,53	0
54	MG	CA	1642	1/1	0.93	0.11	87,87,87,87	0
54	MG	BA	3171	1/1	0.94	0.30	67,67,67,67	0
54	MG	BA	3584	1/1	0.94	0.09	68,68,68,68	0
54	MG	DA	3153	1/1	0.94	0.23	38,38,38,38	0
54	MG	BA	3587	1/1	0.94	0.12	66,66,66,66	0
54	MG	BA	3588	1/1	0.94	0.14	86,86,86,86	0
54	MG	BA	3028	1/1	0.94	0.19	46,46,46,46	0
54	MG	DA	3061	1/1	0.94	0.21	52,52,52,52	0
54	MG	BA	3594	1/1	0.94	0.08	70,70,70,70	0
54	MG	DA	3258	1/1	0.94	0.11	56,56,56,56	0
54	MG	BA	3291	1/1	0.94	0.21	59,59,59,59	0
54	MG	DA	3260	1/1	0.94	0.21	44,44,44,44	0
54	MG	BA	3144	1/1	0.94	0.21	54,54,54,54	0
54	MG	DA	3164	1/1	0.94	0.14	46,46,46,46	0
54	MG	BA	3211	1/1	0.94	0.22	53,53,53,53	0
54	MG	BA	3110	1/1	0.94	0.27	23,23,23,23	0
54	MG	BB	202	1/1	0.94	0.13	46,46,46,46	0
54	MG	DA	3286	1/1	0.94	0.11	50,50,50,50	0
54	MG	BA	3302	1/1	0.94	0.16	45,45,45,45	0
54	MG	BA	3397	1/1	0.94	0.07	31,31,31,31	0
54	MG	BA	3214	1/1	0.94	0.30	34,34,34,34	0

Continued on next page...

Continued from previous page...

Mol	Type	Chain	Res	Atoms	RSCC	RSR	B-factors(\AA^2)	Q<0.9
54	MG	BA	3018	1/1	0.94	0.15	72,72,72,72	0
54	MG	BA	3313	1/1	0.94	0.13	42,42,42,42	0
54	MG	CA	1641	1/1	0.94	0.17	74,74,74,74	0
54	MG	DA	3301	1/1	0.94	0.07	55,55,55,55	0
54	MG	BA	3008	1/1	0.94	0.15	32,32,32,32	0
54	MG	CA	1643	1/1	0.94	0.08	109,109,109,109	0
54	MG	DA	3177	1/1	0.94	0.34	59,59,59,59	0
54	MG	CA	1644	1/1	0.94	0.12	74,74,74,74	0
54	MG	CA	1645	1/1	0.94	0.18	63,63,63,63	0
54	MG	AA	1690	1/1	0.94	0.07	59,59,59,59	0
54	MG	BA	3114	1/1	0.94	0.16	43,43,43,43	0
54	MG	BA	3435	1/1	0.94	0.14	36,36,36,36	0
54	MG	DA	3324	1/1	0.94	0.14	64,64,64,64	0
54	MG	BA	3318	1/1	0.94	0.10	73,73,73,73	0
54	MG	BA	3258	1/1	0.94	0.27	56,56,56,56	0
54	MG	DA	3331	1/1	0.94	0.17	69,69,69,69	0
54	MG	BA	3441	1/1	0.94	0.12	35,35,35,35	0
54	MG	BA	3448	1/1	0.94	0.18	33,33,33,33	0
54	MG	DA	3187	1/1	0.94	0.37	47,47,47,47	0
54	MG	BA	3526	1/1	0.94	0.14	28,28,28,28	0
54	MG	DA	3088	1/1	0.94	0.29	65,65,65,65	0
54	MG	BA	3327	1/1	0.94	0.08	34,34,34,34	0
54	MG	AA	1629	1/1	0.94	0.25	63,63,63,63	0
54	MG	BA	3048	1/1	0.94	0.22	42,42,42,42	0
54	MG	BA	3094	1/1	0.94	0.11	41,41,41,41	0
54	MG	CA	1666	1/1	0.94	0.08	131,131,131,131	0
54	MG	BA	3223	1/1	0.94	0.24	57,57,57,57	0
54	MG	AA	1685	1/1	0.94	0.08	77,77,77,77	0
54	MG	BA	3463	1/1	0.94	0.09	36,36,36,36	0
54	MG	DA	3352	1/1	0.94	0.10	61,61,61,61	0
54	MG	DA	3354	1/1	0.94	0.12	41,41,41,41	0
54	MG	BA	3536	1/1	0.94	0.06	82,82,82,82	0
54	MG	BA	3540	1/1	0.94	0.11	61,61,61,61	0
54	MG	DA	3007	1/1	0.94	0.08	36,36,36,36	0
54	MG	DA	3201	1/1	0.94	0.34	69,69,69,69	0
54	MG	DA	3202	1/1	0.94	0.13	37,37,37,37	0
54	MG	BA	3187	1/1	0.94	0.23	30,30,30,30	0
54	MG	DA	3104	1/1	0.94	0.11	57,57,57,57	0
54	MG	DA	3009	1/1	0.94	0.18	54,54,54,54	0
54	MG	BA	3050	1/1	0.94	0.08	46,46,46,46	0
54	MG	BA	3227	1/1	0.94	0.10	42,42,42,42	0
54	MG	DA	3372	1/1	0.94	0.20	40,40,40,40	0

Continued on next page...

Continued from previous page...

Mol	Type	Chain	Res	Atoms	RSCC	RSR	B-factors(Å ²)	Q<0.9
54	MG	DA	3208	1/1	0.94	0.44	52,52,52,52	0
54	MG	DA	3014	1/1	0.94	0.13	52,52,52,52	0
54	MG	BA	3544	1/1	0.94	0.07	91,91,91,91	0
54	MG	AA	1686	1/1	0.94	0.08	115,115,115,115	0
54	MG	BA	3099	1/1	0.94	0.25	52,52,52,52	0
54	MG	BA	3475	1/1	0.94	0.17	53,53,53,53	0
54	MG	BA	3192	1/1	0.94	0.15	43,43,43,43	0
54	MG	DA	3115	1/1	0.94	0.20	39,39,39,39	0
54	MG	BA	3127	1/1	0.94	0.32	51,51,51,51	0
54	MG	DA	3024	1/1	0.94	0.13	49,49,49,49	0
54	MG	BA	3128	1/1	0.94	0.18	53,53,53,53	0
54	MG	AA	1651	1/1	0.94	0.41	69,69,69,69	0
54	MG	DA	3027	1/1	0.94	0.33	51,51,51,51	0
54	MG	CA	1607	1/1	0.94	0.21	72,72,72,72	0
54	MG	BA	3101	1/1	0.94	0.31	51,51,51,51	0
54	MG	BA	3556	1/1	0.94	0.10	58,58,58,58	0
54	MG	DA	3403	1/1	0.94	0.10	49,49,49,49	0
54	MG	DA	3405	1/1	0.94	0.15	70,70,70,70	0
54	MG	DA	3406	1/1	0.94	0.07	35,35,35,35	0
54	MG	DA	3031	1/1	0.94	0.27	43,43,43,43	0
54	MG	DA	3032	1/1	0.94	0.26	43,43,43,43	0
54	MG	DA	3409	1/1	0.94	0.06	79,79,79,79	0
54	MG	BA	3025	1/1	0.94	0.09	52,52,52,52	0
54	MG	BA	3085	1/1	0.94	0.42	63,63,63,63	0
54	MG	BA	3559	1/1	0.94	0.14	39,39,39,39	0
54	MG	BA	3105	1/1	0.94	0.09	40,40,40,40	0
54	MG	AA	1613	1/1	0.94	0.23	74,74,74,74	0
54	MG	DA	3038	1/1	0.94	0.25	39,39,39,39	0
54	MG	BA	3493	1/1	0.94	0.12	52,52,52,52	0
54	MG	BA	3284	1/1	0.94	0.07	40,40,40,40	0
54	MG	BA	3567	1/1	0.94	0.08	62,62,62,62	0
54	MG	BA	3204	1/1	0.94	0.07	47,47,47,47	0
54	MG	BA	3071	1/1	0.94	0.12	49,49,49,49	0
54	MG	CA	1620	1/1	0.94	0.26	57,57,57,57	0
54	MG	BA	3572	1/1	0.94	0.14	49,49,49,49	0
54	MG	D7	101	1/1	0.94	0.21	52,52,52,52	0
54	MG	BA	3206	1/1	0.94	0.17	68,68,68,68	0
54	MG	BA	3579	1/1	0.94	0.11	53,53,53,53	0
54	MG	DA	3144	1/1	0.94	0.26	42,42,42,42	0
54	MG	DA	3146	1/1	0.94	0.28	35,35,35,35	0
54	MG	BA	3580	1/1	0.94	0.08	61,61,61,61	0
54	MG	DA	3148	1/1	0.94	0.38	70,70,70,70	0

Continued on next page...

Continued from previous page...

Mol	Type	Chain	Res	Atoms	RSCC	RSR	B-factors(\AA^2)	Q<0.9
54	MG	CA	1649	1/1	0.95	0.08	92,92,92,92	0
54	MG	BA	3561	1/1	0.95	0.15	49,49,49,49	0
54	MG	DA	3315	1/1	0.95	0.07	59,59,59,59	0
54	MG	BA	3442	1/1	0.95	0.10	31,31,31,31	0
54	MG	BA	3445	1/1	0.95	0.06	56,56,56,56	0
54	MG	BA	3299	1/1	0.95	0.10	38,38,38,38	0
54	MG	BA	3012	1/1	0.95	0.09	34,34,34,34	0
54	MG	DA	3321	1/1	0.95	0.10	53,53,53,53	0
54	MG	BA	3510	1/1	0.95	0.08	33,33,33,33	0
54	MG	BA	3186	1/1	0.95	0.25	64,64,64,64	0
54	MG	BA	3306	1/1	0.95	0.08	51,51,51,51	0
54	MG	DA	3330	1/1	0.95	0.11	44,44,44,44	0
54	MG	DA	3211	1/1	0.95	0.24	53,53,53,53	0
54	MG	BA	3455	1/1	0.95	0.22	42,42,42,42	0
54	MG	BA	3573	1/1	0.95	0.07	55,55,55,55	0
54	MG	CA	1665	1/1	0.95	0.11	76,76,76,76	0
54	MG	BA	3362	1/1	0.95	0.05	73,73,73,73	0
54	MG	CA	1668	1/1	0.95	0.12	105,105,105,105	0
54	MG	BA	3056	1/1	0.95	0.12	48,48,48,48	0
54	MG	BA	3310	1/1	0.95	0.11	44,44,44,44	0
54	MG	DA	3002	1/1	0.95	0.31	67,67,67,67	0
54	MG	DA	3222	1/1	0.95	0.18	47,47,47,47	0
54	MG	BA	3460	1/1	0.95	0.08	58,58,58,58	0
54	MG	BA	3143	1/1	0.95	0.32	45,45,45,45	0
54	MG	DA	3149	1/1	0.95	0.25	36,36,36,36	0
54	MG	DA	3005	1/1	0.95	0.21	64,64,64,64	0
54	MG	BA	3172	1/1	0.95	0.11	71,71,71,71	0
54	MG	DA	3353	1/1	0.95	0.08	40,40,40,40	0
54	MG	BA	3074	1/1	0.95	0.21	55,55,55,55	0
54	MG	BA	3129	1/1	0.95	0.15	49,49,49,49	0
54	MG	BA	3593	1/1	0.95	0.10	70,70,70,70	0
54	MG	DA	3358	1/1	0.95	0.07	68,68,68,68	0
54	MG	BA	3468	1/1	0.95	0.08	38,38,38,38	0
54	MG	BA	3608	1/1	0.95	0.07	87,87,87,87	0
54	MG	DA	3361	1/1	0.95	0.06	67,67,67,67	0
54	MG	DA	3362	1/1	0.95	0.06	63,63,63,63	0
54	MG	BA	3253	1/1	0.95	0.18	38,38,38,38	0
54	MG	DA	3161	1/1	0.95	0.35	55,55,55,55	0
54	MG	DA	3015	1/1	0.95	0.27	71,71,71,71	0
54	MG	BA	3472	1/1	0.95	0.12	29,29,29,29	0
54	MG	DA	3087	1/1	0.95	0.21	58,58,58,58	0
54	MG	BA	3278	1/1	0.95	0.10	43,43,43,43	0

Continued on next page...

Continued from previous page...

Mol	Type	Chain	Res	Atoms	RSCC	RSR	B-factors(\AA^2)	Q<0.9
54	MG	DA	3371	1/1	0.95	0.06	50,50,50,50	0
54	MG	BA	3146	1/1	0.95	0.38	52,52,52,52	0
54	MG	DA	3167	1/1	0.95	0.18	59,59,59,59	0
54	MG	BA	3117	1/1	0.95	0.10	31,31,31,31	0
54	MG	AA	1704	1/1	0.95	0.06	90,90,90,90	0
54	MG	BA	3164	1/1	0.95	0.11	39,39,39,39	0
54	MG	BB	205	1/1	0.95	0.33	57,57,57,57	0
54	MG	BA	3537	1/1	0.95	0.11	38,38,38,38	0
54	MG	BA	3483	1/1	0.95	0.13	57,57,57,57	0
54	MG	BA	3259	1/1	0.95	0.16	51,51,51,51	0
54	MG	DA	3389	1/1	0.95	0.07	58,58,58,58	0
54	MG	BB	210	1/1	0.95	0.09	67,67,67,67	0
54	MG	DA	3100	1/1	0.95	0.45	61,61,61,61	0
54	MG	BA	3095	1/1	0.95	0.24	45,45,45,45	0
54	MG	BA	3337	1/1	0.95	0.11	33,33,33,33	0
54	MG	BA	3399	1/1	0.95	0.10	41,41,41,41	0
54	MG	BA	3405	1/1	0.95	0.10	38,38,38,38	0
54	MG	BA	3408	1/1	0.95	0.16	34,34,34,34	0
54	MG	BE	301	1/1	0.95	0.20	43,43,43,43	0
54	MG	BE	302	1/1	0.95	0.11	52,52,52,52	0
54	MG	BE	303	1/1	0.95	0.08	54,54,54,54	0
54	MG	BE	306	1/1	0.95	0.10	56,56,56,56	0
54	MG	DA	3110	1/1	0.95	0.10	46,46,46,46	0
54	MG	BA	3338	1/1	0.95	0.10	30,30,30,30	0
54	MG	DA	3039	1/1	0.95	0.16	41,41,41,41	0
54	MG	DA	3040	1/1	0.95	0.23	50,50,50,50	0
54	MG	DA	3265	1/1	0.95	0.09	39,39,39,39	0
54	MG	DA	3267	1/1	0.95	0.13	59,59,59,59	0
54	MG	BA	3548	1/1	0.95	0.09	41,41,41,41	0
54	MG	DA	3417	1/1	0.95	0.13	81,81,81,81	0
54	MG	DA	3279	1/1	0.95	0.17	40,40,40,40	0
54	MG	DA	3421	1/1	0.95	0.07	69,69,69,69	0
54	MG	BA	3262	1/1	0.95	0.32	32,32,32,32	0
54	MG	DA	3044	1/1	0.95	0.27	51,51,51,51	0
54	MG	DA	3289	1/1	0.95	0.06	52,52,52,52	0
54	MG	BA	3198	1/1	0.95	0.21	29,29,29,29	0
54	MG	DE	301	1/1	0.95	0.35	37,37,37,37	0
54	MG	BA	3199	1/1	0.95	0.08	31,31,31,31	0
54	MG	BA	3059	1/1	0.95	0.19	49,49,49,49	0
54	MG	DA	3296	1/1	0.95	0.07	50,50,50,50	0
54	MG	BU	201	1/1	0.95	0.21	51,51,51,51	0
54	MG	BA	3221	1/1	0.95	0.22	51,51,51,51	0

Continued on next page...

Continued from previous page...

Mol	Type	Chain	Res	Atoms	RSCC	RSR	B-factors(\AA^2)	Q<0.9
54	MG	BA	3347	1/1	0.95	0.17	55,55,55,55	0
54	MG	BA	3122	1/1	0.95	0.24	56,56,56,56	0
54	MG	DA	3308	1/1	0.95	0.14	49,49,49,49	0
54	MG	BA	3002	1/1	0.95	0.10	98,98,98,98	0
54	MG	BA	3297	1/1	0.95	0.11	35,35,35,35	0
54	MG	DA	3312	1/1	0.95	0.07	67,67,67,67	0
54	MG	CA	1655	1/1	0.96	0.18	74,74,74,74	0
54	MG	DA	3322	1/1	0.96	0.11	35,35,35,35	0
54	MG	DA	3212	1/1	0.96	0.13	38,38,38,38	0
54	MG	DA	3325	1/1	0.96	0.13	36,36,36,36	0
54	MG	DA	3060	1/1	0.96	0.13	60,60,60,60	0
54	MG	BA	3509	1/1	0.96	0.08	85,85,85,85	0
54	MG	BA	3568	1/1	0.96	0.08	60,60,60,60	0
54	MG	BA	3298	1/1	0.96	0.07	53,53,53,53	0
54	MG	DA	3332	1/1	0.96	0.06	62,62,62,62	0
54	MG	DA	3334	1/1	0.96	0.07	56,56,56,56	0
54	MG	BA	3570	1/1	0.96	0.11	36,36,36,36	0
54	MG	BA	3511	1/1	0.96	0.07	33,33,33,33	0
54	MG	DA	3140	1/1	0.96	0.23	70,70,70,70	0
54	MG	AA	1647	1/1	0.96	0.27	61,61,61,61	0
54	MG	DA	3067	1/1	0.96	0.22	32,32,32,32	0
54	MG	BA	3359	1/1	0.96	0.06	49,49,49,49	0
54	MG	BA	3033	1/1	0.96	0.18	40,40,40,40	0
54	MG	CA	1667	1/1	0.96	0.13	64,64,64,64	0
54	MG	BA	3578	1/1	0.96	0.12	60,60,60,60	0
54	MG	BA	3208	1/1	0.96	0.25	54,54,54,54	0
54	MG	BA	3104	1/1	0.96	0.10	48,48,48,48	0
54	MG	BA	3163	1/1	0.96	0.31	42,42,42,42	0
54	MG	BA	3364	1/1	0.96	0.04	46,46,46,46	0
54	MG	BA	3585	1/1	0.96	0.09	54,54,54,54	0
54	MG	DA	3154	1/1	0.96	0.44	62,62,62,62	0
54	MG	BA	3044	1/1	0.96	0.20	49,49,49,49	0
54	MG	DA	3156	1/1	0.96	0.23	52,52,52,52	0
54	MG	BA	3027	1/1	0.96	0.12	56,56,56,56	0
54	MG	DA	3236	1/1	0.96	0.36	44,44,44,44	0
54	MG	BA	3524	1/1	0.96	0.09	77,77,77,77	0
54	MG	BA	3123	1/1	0.96	0.12	43,43,43,43	0
54	MG	BA	3017	1/1	0.96	0.15	47,47,47,47	0
54	MG	DA	3010	1/1	0.96	0.10	43,43,43,43	0
54	MG	BA	3595	1/1	0.96	0.06	82,82,82,82	0
54	MG	BA	3190	1/1	0.96	0.19	46,46,46,46	0
54	MG	DA	3013	1/1	0.96	0.09	41,41,41,41	0

Continued on next page...

Continued from previous page...

Mol	Type	Chain	Res	Atoms	RSCC	RSR	B-factors(\AA^2)	Q<0.9
54	MG	BA	3611	1/1	0.96	0.06	70,70,70,70	0
54	MG	BA	3037	1/1	0.96	0.14	52,52,52,52	0
54	MG	DA	3369	1/1	0.96	0.13	57,57,57,57	0
54	MG	BA	3058	1/1	0.96	0.13	56,56,56,56	0
54	MG	BA	3245	1/1	0.96	0.11	36,36,36,36	0
54	MG	BA	3326	1/1	0.96	0.07	30,30,30,30	0
54	MG	DA	3374	1/1	0.96	0.14	44,44,44,44	0
54	MG	DA	3019	1/1	0.96	0.10	41,41,41,41	0
54	MG	BA	3083	1/1	0.96	0.32	56,56,56,56	0
54	MG	DA	3094	1/1	0.96	0.16	39,39,39,39	0
54	MG	BA	3389	1/1	0.96	0.11	33,33,33,33	0
54	MG	DA	3382	1/1	0.96	0.10	53,53,53,53	0
54	MG	DA	3022	1/1	0.96	0.30	52,52,52,52	0
54	MG	BA	3248	1/1	0.96	0.29	50,50,50,50	0
54	MG	BA	3479	1/1	0.96	0.08	35,35,35,35	0
54	MG	BB	206	1/1	0.96	0.24	62,62,62,62	0
54	MG	BA	3538	1/1	0.96	0.07	70,70,70,70	0
54	MG	BA	3330	1/1	0.96	0.11	36,36,36,36	0
54	MG	AA	1691	1/1	0.96	0.07	58,58,58,58	0
54	MG	BA	3060	1/1	0.96	0.18	45,45,45,45	0
54	MG	BB	212	1/1	0.96	0.06	68,68,68,68	0
54	MG	DA	3395	1/1	0.96	0.10	37,37,37,37	0
54	MG	BA	3333	1/1	0.96	0.15	36,36,36,36	0
54	MG	DA	3397	1/1	0.96	0.06	65,65,65,65	0
54	MG	BA	3334	1/1	0.96	0.07	43,43,43,43	0
54	MG	BA	3406	1/1	0.96	0.11	40,40,40,40	0
54	MG	DA	3266	1/1	0.96	0.07	58,58,58,58	0
54	MG	AA	1703	1/1	0.96	0.09	89,89,89,89	0
54	MG	DA	3268	1/1	0.96	0.12	43,43,43,43	0
54	MG	DA	3277	1/1	0.96	0.08	42,42,42,42	0
54	MG	BD	301	1/1	0.96	0.08	41,41,41,41	0
54	MG	BA	3412	1/1	0.96	0.09	41,41,41,41	0
54	MG	BA	3413	1/1	0.96	0.12	31,31,31,31	0
54	MG	BA	3414	1/1	0.96	0.14	26,26,26,26	0
54	MG	BA	3132	1/1	0.96	0.20	31,31,31,31	0
54	MG	DA	3412	1/1	0.96	0.06	45,45,45,45	0
54	MG	DA	3291	1/1	0.96	0.16	43,43,43,43	0
54	MG	BE	304	1/1	0.96	0.09	32,32,32,32	0
54	MG	BA	3133	1/1	0.96	0.17	31,31,31,31	0
54	MG	DA	3042	1/1	0.96	0.26	46,46,46,46	0
54	MG	BA	3419	1/1	0.96	0.09	35,35,35,35	0
54	MG	BF	302	1/1	0.96	0.16	62,62,62,62	0

Continued on next page...

Continued from previous page...

Mol	Type	Chain	Res	Atoms	RSCC	RSR	B-factors(Å ²)	Q<0.9
54	MG	DA	3424	1/1	0.96	0.04	130,130,130,130	0
54	MG	DA	3427	1/1	0.96	0.09	40,40,40,40	0
54	MG	BA	3134	1/1	0.96	0.29	44,44,44,44	0
54	MG	BA	3255	1/1	0.96	0.30	65,65,65,65	0
54	MG	BA	3177	1/1	0.96	0.10	45,45,45,45	0
54	MG	DB	204	1/1	0.96	0.11	74,74,74,74	0
54	MG	DA	3306	1/1	0.96	0.07	88,88,88,88	0
54	MG	BA	3432	1/1	0.96	0.10	31,31,31,31	0
54	MG	BA	3040	1/1	0.96	0.09	33,33,33,33	0
54	MG	DA	3124	1/1	0.96	0.26	35,35,35,35	0
54	MG	CA	1647	1/1	0.96	0.12	78,78,78,78	0
54	MG	BA	3202	1/1	0.96	0.19	65,65,65,65	0
54	MG	AA	1684	1/1	0.96	0.06	76,76,76,76	0
54	MG	BA	3260	1/1	0.96	0.27	50,50,50,50	0
54	MG	BA	3138	1/1	0.96	0.11	54,54,54,54	0
54	MG	BA	3181	1/1	0.96	0.16	48,48,48,48	0
54	MG	B0	102	1/1	0.96	0.12	56,56,56,56	0
54	MG	DA	3132	1/1	0.96	0.22	49,49,49,49	0
55	ZN	D4	101	1/1	0.96	0.09	176,176,176,176	0
54	MG	BA	3349	1/1	0.97	0.05	39,39,39,39	0
54	MG	BA	3350	1/1	0.97	0.09	60,60,60,60	0
54	MG	BA	3504	1/1	0.97	0.23	28,28,28,28	0
54	MG	BA	3288	1/1	0.97	0.34	33,33,33,33	0
54	MG	DA	3348	1/1	0.97	0.04	85,85,85,85	0
54	MG	BA	3564	1/1	0.97	0.13	36,36,36,36	0
54	MG	BQ	203	1/1	0.97	0.09	44,44,44,44	0
54	MG	BA	3452	1/1	0.97	0.09	62,62,62,62	0
54	MG	BA	3352	1/1	0.97	0.11	53,53,53,53	0
54	MG	BA	3454	1/1	0.97	0.09	34,34,34,34	0
54	MG	BA	3394	1/1	0.97	0.05	29,29,29,29	0
54	MG	BA	3119	1/1	0.97	0.07	39,39,39,39	0
54	MG	DA	3356	1/1	0.97	0.12	42,42,42,42	0
54	MG	BA	3457	1/1	0.97	0.07	91,91,91,91	0
54	MG	BA	3238	1/1	0.97	0.06	32,32,32,32	0
54	MG	CA	1652	1/1	0.97	0.11	65,65,65,65	0
54	MG	BA	3281	1/1	0.97	0.07	56,56,56,56	0
54	MG	BA	3516	1/1	0.97	0.06	39,39,39,39	0
54	MG	DA	3051	1/1	0.97	0.13	43,43,43,43	0
54	MG	BA	3400	1/1	0.97	0.08	34,34,34,34	0
54	MG	B2	102	1/1	0.97	0.09	60,60,60,60	0
54	MG	DA	3365	1/1	0.97	0.06	50,50,50,50	0
54	MG	BA	3461	1/1	0.97	0.07	38,38,38,38	0

Continued on next page...

Continued from previous page...

Mol	Type	Chain	Res	Atoms	RSCC	RSR	B-factors(Å ²)	Q<0.9
54	MG	CA	1658	1/1	0.97	0.13	83,83,83,83	0
54	MG	DA	3056	1/1	0.97	0.28	61,61,61,61	0
54	MG	BA	3401	1/1	0.97	0.07	45,45,45,45	0
54	MG	CA	1660	1/1	0.97	0.10	106,106,106,106	0
54	MG	AA	1701	1/1	0.97	0.04	96,96,96,96	0
54	MG	BA	3312	1/1	0.97	0.06	50,50,50,50	0
54	MG	BA	3010	1/1	0.97	0.08	48,48,48,48	0
54	MG	DA	3272	1/1	0.97	0.09	47,47,47,47	0
54	MG	DA	3376	1/1	0.97	0.06	43,43,43,43	0
54	MG	DA	3377	1/1	0.97	0.07	61,61,61,61	0
54	MG	BA	3410	1/1	0.97	0.07	34,34,34,34	0
54	MG	BA	3411	1/1	0.97	0.15	43,43,43,43	0
54	MG	BA	3126	1/1	0.97	0.30	57,57,57,57	0
54	MG	DA	3381	1/1	0.97	0.09	79,79,79,79	0
54	MG	DA	3280	1/1	0.97	0.11	40,40,40,40	0
54	MG	DA	3282	1/1	0.97	0.06	42,42,42,42	0
54	MG	DA	3385	1/1	0.97	0.18	49,49,49,49	0
54	MG	DA	3283	1/1	0.97	0.07	48,48,48,48	0
54	MG	BA	3527	1/1	0.97	0.09	51,51,51,51	0
54	MG	DA	3285	1/1	0.97	0.08	52,52,52,52	0
54	MG	BA	3137	1/1	0.97	0.05	38,38,38,38	0
54	MG	BA	3474	1/1	0.97	0.13	66,66,66,66	0
54	MG	BA	3336	1/1	0.97	0.06	46,46,46,46	0
54	MG	BA	3606	1/1	0.97	0.06	29,29,29,29	0
54	MG	BA	3531	1/1	0.97	0.07	49,49,49,49	0
54	MG	AA	1693	1/1	0.97	0.05	78,78,78,78	0
54	MG	DA	3295	1/1	0.97	0.07	42,42,42,42	0
54	MG	BA	3478	1/1	0.97	0.08	92,92,92,92	0
54	MG	BA	3416	1/1	0.97	0.06	46,46,46,46	0
54	MG	BA	3317	1/1	0.97	0.07	51,51,51,51	0
54	MG	BA	3617	1/1	0.97	0.08	93,93,93,93	0
54	MG	BA	3367	1/1	0.97	0.17	33,33,33,33	0
54	MG	DA	3303	1/1	0.97	0.10	37,37,37,37	0
54	MG	DA	3305	1/1	0.97	0.05	55,55,55,55	0
54	MG	DA	3213	1/1	0.97	0.40	64,64,64,64	0
54	MG	BB	201	1/1	0.97	0.09	61,61,61,61	0
54	MG	DA	3145	1/1	0.97	0.27	47,47,47,47	0
54	MG	BA	3482	1/1	0.97	0.12	58,58,58,58	0
54	MG	BA	3368	1/1	0.97	0.23	34,34,34,34	0
54	MG	BA	3539	1/1	0.97	0.06	61,61,61,61	0
54	MG	DA	3413	1/1	0.97	0.09	37,37,37,37	0
54	MG	BA	3484	1/1	0.97	0.14	40,40,40,40	0

Continued on next page...

Continued from previous page...

Mol	Type	Chain	Res	Atoms	RSCC	RSR	B-factors(\AA^2)	Q<0.9
54	MG	DA	3150	1/1	0.97	0.27	41,41,41,41	0
54	MG	DA	3416	1/1	0.97	0.06	32,32,32,32	0
54	MG	BA	3422	1/1	0.97	0.09	27,27,27,27	0
54	MG	BA	3486	1/1	0.97	0.06	48,48,48,48	0
54	MG	BA	3300	1/1	0.97	0.07	37,37,37,37	0
54	MG	BA	3370	1/1	0.97	0.09	66,66,66,66	0
54	MG	BA	3430	1/1	0.97	0.13	30,30,30,30	0
54	MG	DA	3425	1/1	0.97	0.07	60,60,60,60	0
54	MG	BB	211	1/1	0.97	0.05	51,51,51,51	0
54	MG	DA	3428	1/1	0.97	0.04	81,81,81,81	0
54	MG	BA	3319	1/1	0.97	0.06	68,68,68,68	0
54	MG	BA	3158	1/1	0.97	0.29	51,51,51,51	0
54	MG	DA	3090	1/1	0.97	0.17	53,53,53,53	0
54	MG	BA	3342	1/1	0.97	0.08	57,57,57,57	0
54	MG	DB	205	1/1	0.97	0.10	70,70,70,70	0
54	MG	DA	3328	1/1	0.97	0.05	34,34,34,34	0
54	MG	DA	3329	1/1	0.97	0.06	47,47,47,47	0
54	MG	BA	3322	1/1	0.97	0.06	45,45,45,45	0
54	MG	BA	3550	1/1	0.97	0.08	37,37,37,37	0
54	MG	BA	3324	1/1	0.97	0.10	82,82,82,82	0
54	MG	DA	3333	1/1	0.97	0.05	53,53,53,53	0
54	MG	BD	302	1/1	0.97	0.19	38,38,38,38	0
54	MG	BA	3440	1/1	0.97	0.05	63,63,63,63	0
54	MG	BA	3346	1/1	0.97	0.05	45,45,45,45	0
54	MG	BA	3325	1/1	0.97	0.06	47,47,47,47	0
54	MG	BA	3444	1/1	0.97	0.05	61,61,61,61	0
54	MG	BA	3387	1/1	0.97	0.10	33,33,33,33	0
54	MG	BA	3447	1/1	0.97	0.17	37,37,37,37	0
55	ZN	D6	101	1/1	0.97	0.05	86,86,86,86	0
54	MG	BA	3348	1/1	0.98	0.10	37,37,37,37	0
54	MG	DA	3384	1/1	0.98	0.10	57,57,57,57	0
54	MG	BA	3446	1/1	0.98	0.05	40,40,40,40	0
54	MG	DA	3271	1/1	0.98	0.07	57,57,57,57	0
54	MG	BA	3321	1/1	0.98	0.07	65,65,65,65	0
54	MG	DA	3275	1/1	0.98	0.04	48,48,48,48	0
54	MG	DA	3276	1/1	0.98	0.12	51,51,51,51	0
54	MG	BA	3508	1/1	0.98	0.12	40,40,40,40	0
54	MG	BA	3390	1/1	0.98	0.12	29,29,29,29	0
54	MG	DA	3392	1/1	0.98	0.04	56,56,56,56	0
54	MG	BA	3576	1/1	0.98	0.05	41,41,41,41	0
54	MG	AA	1705	1/1	0.98	0.07	68,68,68,68	0
54	MG	DA	3337	1/1	0.98	0.07	42,42,42,42	0

Continued on next page...

Continued from previous page...

Mol	Type	Chain	Res	Atoms	RSCC	RSR	B-factors(\AA^2)	Q<0.9
54	MG	BA	3149	1/1	0.98	0.18	49,49,49,49	0
54	MG	DA	3339	1/1	0.98	0.05	48,48,48,48	0
54	MG	DA	3398	1/1	0.98	0.04	52,52,52,52	0
54	MG	BA	3451	1/1	0.98	0.14	34,34,34,34	0
54	MG	BB	217	1/1	0.98	0.17	42,42,42,42	0
54	MG	BA	3418	1/1	0.98	0.07	54,54,54,54	0
54	MG	BA	3393	1/1	0.98	0.13	38,38,38,38	0
54	MG	DA	3404	1/1	0.98	0.07	53,53,53,53	0
54	MG	DA	3344	1/1	0.98	0.04	51,51,51,51	0
54	MG	DA	3287	1/1	0.98	0.04	46,46,46,46	0
54	MG	BA	3515	1/1	0.98	0.12	46,46,46,46	0
54	MG	DA	3290	1/1	0.98	0.10	42,42,42,42	0
54	MG	BA	3107	1/1	0.98	0.15	49,49,49,49	0
54	MG	BA	3035	1/1	0.98	0.19	45,45,45,45	0
54	MG	BA	3373	1/1	0.98	0.06	55,55,55,55	0
54	MG	BA	3589	1/1	0.98	0.05	70,70,70,70	0
54	MG	BA	3427	1/1	0.98	0.12	32,32,32,32	0
54	MG	BA	3592	1/1	0.98	0.04	51,51,51,51	0
54	MG	BA	3268	1/1	0.98	0.09	44,44,44,44	0
54	MG	BA	3552	1/1	0.98	0.08	38,38,38,38	0
54	MG	CA	1662	1/1	0.98	0.07	95,95,95,95	0
54	MG	DA	3300	1/1	0.98	0.14	62,62,62,62	0
54	MG	BA	3293	1/1	0.98	0.09	29,29,29,29	0
54	MG	BA	3596	1/1	0.98	0.05	46,46,46,46	0
54	MG	BA	3303	1/1	0.98	0.12	36,36,36,36	0
54	MG	BA	3607	1/1	0.98	0.09	38,38,38,38	0
54	MG	DA	3307	1/1	0.98	0.10	39,39,39,39	0
54	MG	BA	3523	1/1	0.98	0.04	79,79,79,79	0
54	MG	DA	3429	1/1	0.98	0.05	44,44,44,44	0
54	MG	BA	3609	1/1	0.98	0.12	51,51,51,51	0
54	MG	BA	3433	1/1	0.98	0.06	35,35,35,35	0
54	MG	DA	3311	1/1	0.98	0.06	65,65,65,65	0
54	MG	BA	3402	1/1	0.98	0.07	47,47,47,47	0
54	MG	BA	3343	1/1	0.98	0.04	91,91,91,91	0
54	MG	DD	301	1/1	0.98	0.09	40,40,40,40	0
54	MG	BA	3304	1/1	0.98	0.07	27,27,27,27	0
54	MG	BA	3560	1/1	0.98	0.06	29,29,29,29	0
54	MG	BA	3438	1/1	0.98	0.09	38,38,38,38	0
54	MG	BA	3407	1/1	0.98	0.08	35,35,35,35	0
54	MG	DA	3373	1/1	0.98	0.11	38,38,38,38	0
54	MG	BA	3212	1/1	0.98	0.21	47,47,47,47	0
54	MG	DA	3319	1/1	0.98	0.06	59,59,59,59	0

Continued on next page...

Continued from previous page...

Mol	Type	Chain	Res	Atoms	RSCC	RSR	B-factors(\AA^2)	Q<0.9
54	MG	BA	3470	1/1	0.98	0.09	35,35,35,35	0
54	MG	BA	3471	1/1	0.98	0.11	38,38,38,38	0
55	ZN	BY	201	1/1	0.98	0.03	74,74,74,74	0
54	MG	BA	3385	1/1	0.98	0.07	73,73,73,73	0
55	ZN	B9	101	1/1	0.98	0.05	69,69,69,69	0
55	ZN	CD	301	1/1	0.98	0.22	96,96,96,96	0
54	MG	DA	3323	1/1	0.98	0.16	36,36,36,36	0
54	MG	BA	3295	1/1	0.98	0.07	44,44,44,44	0
54	MG	BA	3309	1/1	0.98	0.14	38,38,38,38	0
54	MG	B8	103	1/1	0.98	0.11	51,51,51,51	0
54	MG	BA	3426	1/1	0.99	0.11	28,28,28,28	0
54	MG	BA	3488	1/1	0.99	0.06	34,34,34,34	0
54	MG	BA	3296	1/1	0.99	0.05	48,48,48,48	0
54	MG	BA	3403	1/1	0.99	0.06	44,44,44,44	0
54	MG	BA	3429	1/1	0.99	0.11	29,29,29,29	0
54	MG	BA	3599	1/1	0.99	0.04	50,50,50,50	0
54	MG	DA	3401	1/1	0.99	0.03	85,85,85,85	0
54	MG	BA	3600	1/1	0.99	0.09	31,31,31,31	0
54	MG	BA	3602	1/1	0.99	0.04	24,24,24,24	0
54	MG	BA	3603	1/1	0.99	0.04	30,30,30,30	0
54	MG	BA	3404	1/1	0.99	0.05	46,46,46,46	0
54	MG	BA	3431	1/1	0.99	0.20	34,34,34,34	0
54	MG	BA	3328	1/1	0.99	0.06	27,27,27,27	0
54	MG	BA	3462	1/1	0.99	0.05	25,25,25,25	0
54	MG	DA	3302	1/1	0.99	0.13	36,36,36,36	0
54	MG	BA	3610	1/1	0.99	0.04	56,56,56,56	0
54	MG	DA	3304	1/1	0.99	0.05	38,38,38,38	0
54	MG	BA	3307	1/1	0.99	0.06	29,29,29,29	0
54	MG	BA	3323	1/1	0.99	0.03	40,40,40,40	0
54	MG	BA	3371	1/1	0.99	0.06	67,67,67,67	0
54	MG	BA	3466	1/1	0.99	0.04	67,67,67,67	0
54	MG	BA	3615	1/1	0.99	0.04	91,91,91,91	0
54	MG	BA	3616	1/1	0.99	0.06	82,82,82,82	0
54	MG	DA	3419	1/1	0.99	0.03	50,50,50,50	0
54	MG	BA	3409	1/1	0.99	0.07	26,26,26,26	0
54	MG	B5	102	1/1	0.99	0.04	42,42,42,42	0
54	MG	DA	3422	1/1	0.99	0.03	75,75,75,75	0
54	MG	BA	3437	1/1	0.99	0.07	28,28,28,28	0
54	MG	BA	3372	1/1	0.99	0.11	50,50,50,50	0
54	MG	BA	3246	1/1	0.99	0.19	49,49,49,49	0
54	MG	DA	3426	1/1	0.99	0.04	94,94,94,94	0
54	MG	BA	3353	1/1	0.99	0.03	28,28,28,28	0

Continued on next page...

Continued from previous page...

Mol	Type	Chain	Res	Atoms	RSCC	RSR	B-factors(\AA^2)	Q<0.9
54	MG	BA	3354	1/1	0.99	0.09	49,49,49,49	0
54	MG	BA	3376	1/1	0.99	0.04	55,55,55,55	0
54	MG	DA	3430	1/1	0.99	0.04	72,72,72,72	0
54	MG	BA	3443	1/1	0.99	0.07	41,41,41,41	0
54	MG	DA	3264	1/1	0.99	0.12	46,46,46,46	0
54	MG	BA	3574	1/1	0.99	0.04	41,41,41,41	0
54	MG	BA	3575	1/1	0.99	0.05	54,54,54,54	0
54	MG	AA	1689	1/1	0.99	0.05	55,55,55,55	0
54	MG	BA	3395	1/1	0.99	0.06	32,32,32,32	0
54	MG	DA	3269	1/1	0.99	0.04	54,54,54,54	0
54	MG	BA	3477	1/1	0.99	0.04	45,45,45,45	0
54	MG	BA	3378	1/1	0.99	0.13	38,38,38,38	0
54	MG	DA	3273	1/1	0.99	0.04	37,37,37,37	0
54	MG	DA	3274	1/1	0.99	0.03	35,35,35,35	0
54	MG	BA	3305	1/1	0.99	0.03	37,37,37,37	0
54	MG	BA	3398	1/1	0.99	0.04	36,36,36,36	0
54	MG	BA	3582	1/1	0.99	0.12	54,54,54,54	0
54	MG	BA	3583	1/1	0.99	0.03	50,50,50,50	0
54	MG	BA	3380	1/1	0.99	0.05	50,50,50,50	0
54	MG	BA	3421	1/1	0.99	0.04	36,36,36,36	0
55	ZN	B6	101	1/1	0.99	0.03	54,54,54,54	0
54	MG	BA	3586	1/1	0.99	0.05	58,58,58,58	0
54	MG	BA	3382	1/1	0.99	0.07	58,58,58,58	0
54	MG	BA	3423	1/1	0.99	0.09	30,30,30,30	0
54	MG	BA	3424	1/1	0.99	0.12	32,32,32,32	0
54	MG	BA	3366	1/1	0.99	0.04	50,50,50,50	0
54	MG	BA	3591	1/1	0.99	0.06	56,56,56,56	0
55	ZN	D9	101	1/1	0.99	0.05	87,87,87,87	0
54	MG	BA	3381	1/1	1.00	0.04	49,49,49,49	0
54	MG	BA	3604	1/1	1.00	0.02	36,36,36,36	0
54	MG	BA	3605	1/1	1.00	0.03	30,30,30,30	0
55	ZN	B5	103	1/1	1.00	0.02	58,58,58,58	0
54	MG	BA	3597	1/1	1.00	0.02	26,26,26,26	0
54	MG	BE	305	1/1	1.00	0.09	32,32,32,32	0
54	MG	DA	3270	1/1	1.00	0.04	34,34,34,34	0
54	MG	DA	3418	1/1	1.00	0.02	39,39,39,39	0
54	MG	DA	3288	1/1	1.00	0.05	37,37,37,37	0
54	MG	BA	3601	1/1	1.00	0.02	33,33,33,33	0
55	ZN	D5	101	1/1	1.00	0.02	65,65,65,65	0
54	MG	BA	3598	1/1	1.00	0.02	39,39,39,39	0
54	MG	DA	3281	1/1	1.00	0.03	36,36,36,36	0

6.5 Other polymers [i](#)

There are no such residues in this entry.