



Full wwPDB X-ray Structure Validation Report ⓘ

Sep 14, 2023 – 04:50 AM EDT

PDB ID : 4V54
Title : Crystal structure of the bacterial ribosome from Escherichia coli in complex with ribosome recycling factor (RRF).
Authors : Borovinskaya, M.A.; Pai, R.D.; Zhang, W.; Schuwirth, B.-S.; Holton, J.M.; Hirokawa, G.; Kaji, H.; Kaji, A.; Cate, J.H.D.
Deposited on : 2007-06-16
Resolution : 3.30 Å(reported)

This is a Full wwPDB X-ray Structure Validation Report for a publicly released PDB entry.

We welcome your comments at validation@mail.wwpdb.org

A user guide is available at

<https://www.wwpdb.org/validation/2017/XrayValidationReportHelp>

with specific help available everywhere you see the ⓘ symbol.

The types of validation reports are described at

<http://www.wwpdb.org/validation/2017/FAQs#types>.

The following versions of software and data (see [references ⓘ](#)) were used in the production of this report:

MolProbity : 4.02b-467
Xtriage (Phenix) : 1.13
EDS : 2.35.1
Percentile statistics : 20191225.v01 (using entries in the PDB archive December 25th 2019)
Refmac : 5.8.0158
CCP4 : 7.0.044 (Gargrove)
Ideal geometry (proteins) : Engh & Huber (2001)
Ideal geometry (DNA, RNA) : Parkinson et al. (1996)
Validation Pipeline (wwPDB-VP) : 2.35.1

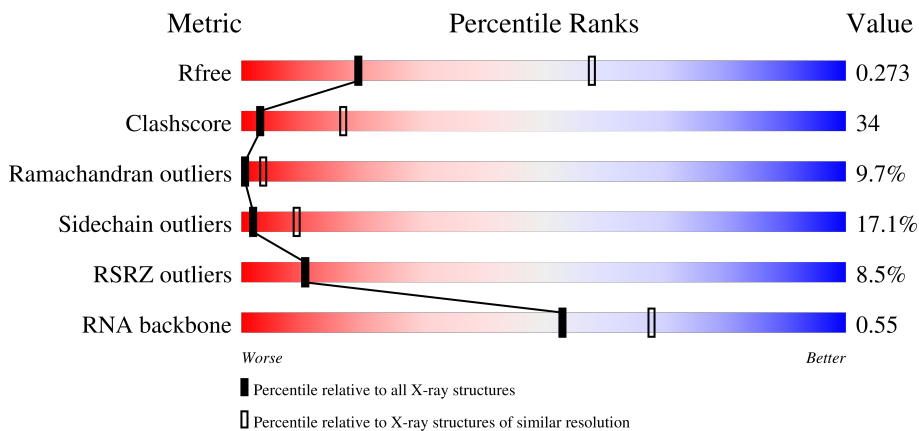
1 Overall quality at a glance i

The following experimental techniques were used to determine the structure:

X-RAY DIFFRACTION

The reported resolution of this entry is 3.30 Å.

Percentile scores (ranging between 0-100) for global validation metrics of the entry are shown in the following graphic. The table shows the number of entries on which the scores are based.



Metric	Whole archive (#Entries)	Similar resolution (#Entries, resolution range(Å))
R_{free}	130704	1149 (3.34-3.26)
Clashscore	141614	1205 (3.34-3.26)
Ramachandran outliers	138981	1183 (3.34-3.26)
Sidechain outliers	138945	1182 (3.34-3.26)
RSRZ outliers	127900	1115 (3.34-3.26)
RNA backbone	3102	1117 (3.70-2.90)

The table below summarises the geometric issues observed across the polymeric chains and their fit to the electron density. The red, orange, yellow and green segments of the lower bar indicate the fraction of residues that contain outliers for ≥ 3 , 2, 1 and 0 types of geometric quality criteria respectively. A grey segment represents the fraction of residues that are not modelled. The numeric value for each fraction is indicated below the corresponding segment, with a dot representing fractions $\leq 5\%$. The upper red bar (where present) indicates the fraction of residues that have poor fit to the electron density. The numeric value is given above the bar.

Mol	Chain	Length	Quality of chain
1	AA	1542	 27% 60% 13%
1	CA	1542	 26% 61% 12%
2	AC	232	 30% 47% 11% 3% 11%
2	CC	232	 31% 45% 12% 2% 11%


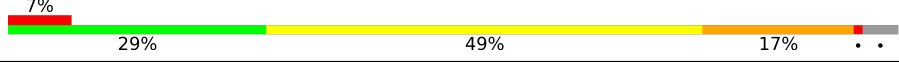

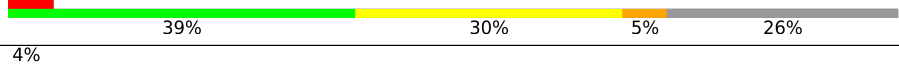
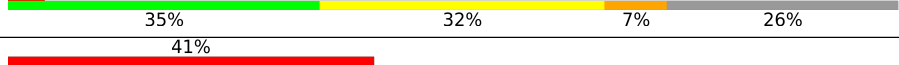



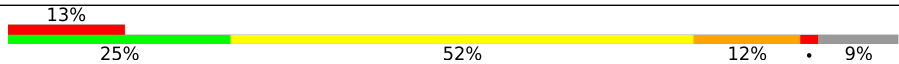
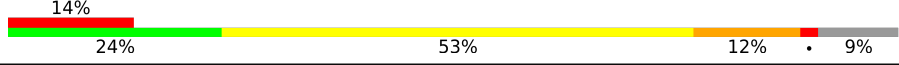
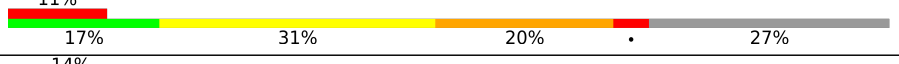

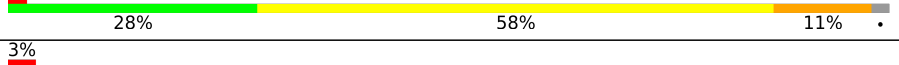









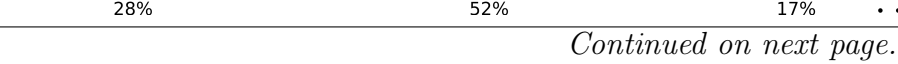


Continued on next page...

Continued from previous page...

Mol	Chain	Length	Quality of chain
3	AD	205	
3	CD	205	
4	AE	166	
4	CE	166	
5	AF	135	
5	CF	135	
6	AG	178	
6	CG	178	
7	AH	129	
7	CH	129	
8	AI	129	
8	CI	129	
9	AJ	103	
9	CJ	103	
10	AK	128	
10	CK	128	
11	AL	123	
11	CL	123	
12	AM	117	
12	CM	117	
13	AN	100	
13	CN	100	
14	AO	89	
14	CO	89	
15	AP	82	

Continued on next page...

Continued from previous page...

Mol	Chain	Length	Quality of chain
15	CP	82	
16	AQ	83	
16	CQ	83	
17	AR	74	
17	CR	74	
18	AS	91	
18	CS	91	
19	AT	86	
19	CT	86	
20	AB	240	
20	CB	240	
21	AU	70	
21	CU	70	
22	BA	120	
22	DA	120	
23	BB	2904	
23	DB	2904	
24	BI	141	
24	DI	141	
25	BC	272	
25	DC	272	
26	BD	209	
26	DD	209	
27	BK	123	
27	DK	123	

Continued on next page...

Continued from previous page...

Mol	Chain	Length	Quality of chain
28	BP	114	
28	DP	114	
29	BE	201	
29	DE	201	
30	BY	58	
30	DY	58	
31	B0	56	
31	D0	56	
32	B4	38	
32	D4	38	
33	B1	54	
33	D1	54	
34	B3	64	
34	D3	64	
35	BV	94	
35	DV	94	
36	B2	46	
36	D2	46	
37	BL	144	
37	DL	144	
38	BM	136	
38	DM	136	
39	BX	63	
39	DX	63	
40	BH	149	

Continued on next page...

Continued from previous page...

Mol	Chain	Length	Quality of chain
40	DH	149	28% 18% 56% 22% .
41	BJ	142	9% 22% 60% 16% .
41	DJ	142	9% 23% 59% 15% .
42	BN	127	6% 21% 60% 11% . 6%
42	DN	127	3% 23% 59% 10% . 6%
43	BO	117	30% 32% 58% 9% ..
43	DO	117	12% 32% 56% 10% ..
44	BQ	117	6% 34% 52% 12% .
44	DQ	117	7% 33% 52% 13% .
45	BS	110	8% 28% 53% 19%
45	DS	110	3% 29% 51% 20%
46	BU	103	19% 24% 54% 17% . .
46	DU	103	16% 25% 52% 17% . .
47	BF	178	25% 15% 58% 24% .
47	DF	178	19% 15% 58% 23% .
48	BG	176	24% 27% 49% 20% .
48	DG	176	16% 26% 49% 22% .
49	BR	103	26% 24% 60% 14% .
49	DR	103	9% 25% 56% 17% .
50	BT	100	24% 21% 41% 29% . 7%
50	DT	100	21% 22% 42% 27% . 7%
51	BZ	78	3% 24% 51% 19% . .
51	DZ	78	6% 22% 55% 18% . .
52	BW	84	15% 18% 33% 37% 6% 6%
52	DW	84	15% 17% 36% 36% 6% 6%

Continued on next page...

Continued from previous page...

Mol	Chain	Length	Quality of chain
53	B6	185	
53	D6	185	

The following table lists non-polymeric compounds, carbohydrate monomers and non-standard residues in protein, DNA, RNA chains that are outliers for geometric or electron-density-fit criteria:

Mol	Type	Chain	Res	Chirality	Geometry	Clashes	Electron density
54	MG	AA	2025	-	-	-	X
54	MG	AA	2037	-	-	-	X
54	MG	AA	2059	-	-	-	X
54	MG	BB	3093	-	-	-	X
54	MG	BB	3100	-	-	-	X
54	MG	DB	3058	-	-	-	X

2 Entry composition

There are 56 unique types of molecules in this entry. The entry contains 286960 atoms, of which 0 are hydrogens and 0 are deuteriums.

In the tables below, the ZeroOcc column contains the number of atoms modelled with zero occupancy, the AltConf column contains the number of residues with at least one atom in alternate conformation and the Trace column contains the number of residues modelled with at most 2 atoms.

- Molecule 1 is a RNA chain called 16S rRNA.

Mol	Chain	Residues	Atoms					ZeroOcc	AltConf	Trace
			Total	C	N	O	P			
1	AA	1530	Total 32831	C 14642	N 6024	O 10635	P 1530	0	0	0
1	CA	1530	Total 32831	C 14642	N 6024	O 10635	P 1530	0	0	0

- Molecule 2 is a protein called 30S ribosomal protein S3.

Mol	Chain	Residues	Atoms					ZeroOcc	AltConf	Trace
			Total	C	N	O	S			
2	AC	206	Total 1624	C 1028	N 305	O 288	S 3	0	0	0
2	CC	206	Total 1624	C 1028	N 305	O 288	S 3	0	0	0

- Molecule 3 is a protein called 30S ribosomal protein S4.

Mol	Chain	Residues	Atoms					ZeroOcc	AltConf	Trace
			Total	C	N	O	S			
3	AD	205	Total 1643	C 1026	N 315	O 298	S 4	0	0	0
3	CD	205	Total 1643	C 1026	N 315	O 298	S 4	0	0	0

- Molecule 4 is a protein called 30S ribosomal protein S5.

Mol	Chain	Residues	Atoms					ZeroOcc	AltConf	Trace
			Total	C	N	O	S			
4	AE	150	Total 1105	C 687	N 211	O 201	S 6	0	0	0
4	CE	150	Total 1105	C 687	N 211	O 201	S 6	0	0	0

- Molecule 5 is a protein called 30S ribosomal protein S6.

Mol	Chain	Residues	Atoms					ZeroOcc	AltConf	Trace
5	AF	100	Total	C	N	O	S	0	0	0
			817	515	148	148	6			
5	CF	100	Total	C	N	O	S	0	0	0
			817	515	148	148	6			

- Molecule 6 is a protein called 30S ribosomal protein S7.

Mol	Chain	Residues	Atoms					ZeroOcc	AltConf	Trace
6	AG	150	Total	C	N	O	S	0	0	0
			1174	730	226	214	4			
6	CG	152	Total	C	N	O	S	0	0	0
			1196	745	230	217	4			

- Molecule 7 is a protein called 30S ribosomal protein S8.

Mol	Chain	Residues	Atoms					ZeroOcc	AltConf	Trace
7	AH	129	Total	C	N	O	S	0	0	0
			979	616	173	184	6			
7	CH	129	Total	C	N	O	S	0	0	0
			979	616	173	184	6			

- Molecule 8 is a protein called 30S ribosomal protein S9.

Mol	Chain	Residues	Atoms					ZeroOcc	AltConf	Trace
8	AI	127	Total	C	N	O	S	0	0	0
			1022	634	206	179	3			
8	CI	127	Total	C	N	O	S	0	0	0
			1022	634	206	179	3			

- Molecule 9 is a protein called 30S ribosomal protein S10.

Mol	Chain	Residues	Atoms					ZeroOcc	AltConf	Trace
9	AJ	98	Total	C	N	O	S	0	0	0
			786	493	150	142	1			
9	CJ	98	Total	C	N	O	S	0	0	0
			786	493	150	142	1			

- Molecule 10 is a protein called 30S ribosomal protein S11.

Mol	Chain	Residues	Atoms					ZeroOcc	AltConf	Trace
10	AK	117	Total	C	N	O	S	0	0	0
			877	540	174	160	3			

Continued on next page...

Continued from previous page...

Mol	Chain	Residues	Atoms					ZeroOcc	AltConf	Trace
10	CK	117	Total	C	N	O	S	0	0	0
			877	540	174	160	3			

- Molecule 11 is a protein called 30S ribosomal protein S12.

Mol	Chain	Residues	Atoms					ZeroOcc	AltConf	Trace
11	AL	123	Total	C	N	O	S	0	0	0
			955	590	196	165	4			
11	CL	123	Total	C	N	O	S	0	0	0
			955	590	196	165	4			

- Molecule 12 is a protein called 30S ribosomal protein S13.

Mol	Chain	Residues	Atoms					ZeroOcc	AltConf	Trace
12	AM	114	Total	C	N	O	S	0	0	0
			883	546	178	156	3			
12	CM	113	Total	C	N	O	S	0	0	0
			876	541	177	155	3			

- Molecule 13 is a protein called 30S ribosomal protein S14.

Mol	Chain	Residues	Atoms					ZeroOcc	AltConf	Trace
13	AN	96	Total	C	N	O	S	0	0	0
			774	483	160	128	3			
13	CN	96	Total	C	N	O	S	0	0	0
			774	483	160	128	3			

- Molecule 14 is a protein called 30S ribosomal protein S15.

Mol	Chain	Residues	Atoms					ZeroOcc	AltConf	Trace
14	AO	88	Total	C	N	O	S	0	0	0
			714	439	144	130	1			
14	CO	88	Total	C	N	O	S	0	0	0
			714	439	144	130	1			

- Molecule 15 is a protein called 30S ribosomal protein S16.

Mol	Chain	Residues	Atoms					ZeroOcc	AltConf	Trace
15	AP	82	Total	C	N	O	S	0	0	0
			649	406	128	114	1			
15	CP	80	Total	C	N	O	S	0	0	0
			638	400	126	111	1			

- Molecule 16 is a protein called 30S ribosomal protein S17.

Mol	Chain	Residues	Atoms					ZeroOcc	AltConf	Trace
16	AQ	80	Total	C	N	O	S	0	0	0
			648	411	121	113	3			
16	CQ	81	Total	C	N	O	S	0	0	0
			657	417	122	115	3			

- Molecule 17 is a protein called 30S ribosomal protein S18.

Mol	Chain	Residues	Atoms				ZeroOcc	AltConf	Trace
17	AR	55	Total	C	N	O	0	0	0
			455	288	86	81			
17	CR	55	Total	C	N	O	0	0	0
			455	288	86	81			

- Molecule 18 is a protein called 30S ribosomal protein S19.

Mol	Chain	Residues	Atoms					ZeroOcc	AltConf	Trace
18	AS	79	Total	C	N	O	S	0	0	0
			637	408	120	107	2			
18	CS	80	Total	C	N	O	S	0	0	0
			644	413	121	108	2			

- Molecule 19 is a protein called 30S ribosomal protein S20.

Mol	Chain	Residues	Atoms					ZeroOcc	AltConf	Trace
19	AT	85	Total	C	N	O	S	0	0	0
			665	411	137	114	3			
19	CT	85	Total	C	N	O	S	0	0	0
			665	411	137	114	3			

- Molecule 20 is a protein called 30S ribosomal protein S2.

Mol	Chain	Residues	Atoms					ZeroOcc	AltConf	Trace
20	AB	218	Total	C	N	O	S	0	0	0
			1704	1081	305	311	7			
20	CB	218	Total	C	N	O	S	0	0	0
			1704	1081	305	311	7			

- Molecule 21 is a protein called 30S ribosomal protein S21.

Mol	Chain	Residues	Atoms					ZeroOcc	AltConf	Trace
21	AU	51	Total	C	N	O	S	0	0	0
			425	265	86	73	1			
21	CU	51	Total	C	N	O	S	0	0	0
			425	265	86	73	1			

- Molecule 22 is a RNA chain called 5S rRNA.

Mol	Chain	Residues	Atoms					ZeroOcc	AltConf	Trace
22	BA	117	Total	C	N	O	P	0	0	0
			2507	1116	459	815	117			
22	DA	117	Total	C	N	O	P	0	0	0
			2507	1116	459	815	117			

- Molecule 23 is a RNA chain called 23S rRNA.

Mol	Chain	Residues	Atoms					ZeroOcc	AltConf	Trace
23	BB	2841	Total	C	N	O	P	0	0	0
			60995	27210	11229	19715	2841			
23	DB	2841	Total	C	N	O	P	0	0	0
			60995	27210	11229	19715	2841			

- Molecule 24 is a protein called 50S ribosomal protein L11.

Mol	Chain	Residues	Atoms					ZeroOcc	AltConf	Trace
24	BI	141	Total	C	N	O	S	0	0	0
			1032	651	179	196	6			
24	DI	141	Total	C	N	O	S	0	0	0
			1032	651	179	196	6			

- Molecule 25 is a protein called 50S ribosomal protein L2.

Mol	Chain	Residues	Atoms					ZeroOcc	AltConf	Trace
25	BC	271	Total	C	N	O	S	0	0	0
			2082	1288	423	364	7			
25	DC	271	Total	C	N	O	S	0	0	0
			2082	1288	423	364	7			

- Molecule 26 is a protein called 50S ribosomal protein L3.

Mol	Chain	Residues	Atoms					ZeroOcc	AltConf	Trace
26	BD	209	Total	C	N	O	S	0	0	0
			1565	979	288	294	4			

Continued on next page...

Continued from previous page...

Mol	Chain	Residues	Atoms					ZeroOcc	AltConf	Trace
			Total	C	N	O	S			
26	DD	209	1565	979	288	294	4	0	0	0

- Molecule 27 is a protein called 50S ribosomal protein L14.

Mol	Chain	Residues	Atoms					ZeroOcc	AltConf	Trace
			Total	C	N	O	S			
27	BK	121	930	582	179	164	5	0	0	0
27	DK	121	930	582	179	164	5	0	0	0

- Molecule 28 is a protein called 50S ribosomal protein L19.

Mol	Chain	Residues	Atoms					ZeroOcc	AltConf	Trace
			Total	C	N	O	S			
28	BP	114	917	574	179	163	1	0	0	0
28	DP	114	917	574	179	163	1	0	0	0

- Molecule 29 is a protein called 50S ribosomal protein L4.

Mol	Chain	Residues	Atoms					ZeroOcc	AltConf	Trace
			Total	C	N	O	S			
29	BE	201	1552	974	283	290	5	0	0	0
29	DE	201	1552	974	283	290	5	0	0	0

- Molecule 30 is a protein called 50S ribosomal protein L30.

Mol	Chain	Residues	Atoms					ZeroOcc	AltConf	Trace
			Total	C	N	O	S			
30	BY	58	449	281	87	79	2	0	0	0
30	DY	58	449	281	87	79	2	0	0	0

- Molecule 31 is a protein called 50S ribosomal protein L32.

Mol	Chain	Residues	Atoms					ZeroOcc	AltConf	Trace
			Total	C	N	O	S			
31	B0	56	444	269	94	80	1	0	0	0
31	D0	56	444	269	94	80	1	0	0	0

- Molecule 32 is a protein called 50S ribosomal protein L36.

Mol	Chain	Residues	Atoms					ZeroOcc	AltConf	Trace
32	B4	38	Total	C	N	O	S	0	0	0
			302	185	65	48	4			
32	D4	38	Total	C	N	O	S	0	0	0
			302	185	65	48	4			

- Molecule 33 is a protein called 50S ribosomal protein L33.

Mol	Chain	Residues	Atoms				ZeroOcc	AltConf	Trace
33	B1	50	Total	C	N	O	0	0	0
			409	263	75	71			
33	D1	50	Total	C	N	O	0	0	0
			409	263	75	71			

- Molecule 34 is a protein called 50S ribosomal protein L35.

Mol	Chain	Residues	Atoms					ZeroOcc	AltConf	Trace
34	B3	64	Total	C	N	O	S	0	0	0
			504	323	105	74	2			
34	D3	64	Total	C	N	O	S	0	0	0
			504	323	105	74	2			

- Molecule 35 is a protein called 50S ribosomal protein L25.

Mol	Chain	Residues	Atoms					ZeroOcc	AltConf	Trace
35	BV	94	Total	C	N	O	S	0	0	0
			753	479	137	134	3			
35	DV	94	Total	C	N	O	S	0	0	0
			753	479	137	134	3			

- Molecule 36 is a protein called 50S ribosomal protein L34.

Mol	Chain	Residues	Atoms					ZeroOcc	AltConf	Trace
36	B2	46	Total	C	N	O	S	0	0	0
			377	228	90	57	2			
36	D2	46	Total	C	N	O	S	0	0	0
			377	228	90	57	2			

- Molecule 37 is a protein called 50S ribosomal protein L15.

Mol	Chain	Residues	Atoms					ZeroOcc	AltConf	Trace
37	BL	143	Total	C	N	O	S	0	0	0
			1045	649	206	189	1			
37	DL	143	Total	C	N	O	S	0	0	0
			1045	649	206	189	1			

- Molecule 38 is a protein called 50S ribosomal protein L16.

Mol	Chain	Residues	Atoms					ZeroOcc	AltConf	Trace
38	BM	136	Total	C	N	O	S	0	0	0
			1074	686	205	177	6			
38	DM	136	Total	C	N	O	S	0	0	0
			1074	686	205	177	6			

- Molecule 39 is a protein called 50S ribosomal protein L29.

Mol	Chain	Residues	Atoms					ZeroOcc	AltConf	Trace
39	BX	63	Total	C	N	O	S	0	0	0
			509	313	99	95	2			
39	DX	63	Total	C	N	O	S	0	0	0
			509	313	99	95	2			

- Molecule 40 is a protein called 50S ribosomal protein L9.

Mol	Chain	Residues	Atoms					ZeroOcc	AltConf	Trace
40	BH	149	Total	C	N	O	S	0	0	0
			1111	699	197	214	1			
40	DH	149	Total	C	N	O	S	0	0	0
			1111	699	197	214	1			

- Molecule 41 is a protein called 50S ribosomal protein L13.

Mol	Chain	Residues	Atoms					ZeroOcc	AltConf	Trace
41	BJ	142	Total	C	N	O	S	0	0	0
			1129	714	212	199	4			
41	DJ	142	Total	C	N	O	S	0	0	0
			1129	714	212	199	4			

- Molecule 42 is a protein called 50S ribosomal protein L17.

Mol	Chain	Residues	Atoms					ZeroOcc	AltConf	Trace
42	BN	120	Total	C	N	O	S	0	0	0
			960	593	196	166	5			

Continued on next page...

Continued from previous page...

Mol	Chain	Residues	Atoms					ZeroOcc	AltConf	Trace
			Total	C	N	O	S			
42	DN	120	Total 960	C 593	N 196	O 166	S 5	0	0	0

- Molecule 43 is a protein called 50S ribosomal protein L18.

Mol	Chain	Residues	Atoms				ZeroOcc	AltConf	Trace
			Total	C	N	O			
43	BO	116	Total 892	C 552	N 178	O 162	0	0	0
43	DO	116	Total 892	C 552	N 178	O 162	0	0	0

- Molecule 44 is a protein called 50S ribosomal protein L20.

Mol	Chain	Residues	Atoms				ZeroOcc	AltConf	Trace
			Total	C	N	O			
44	BQ	117	Total 947	C 604	N 192	O 151	0	0	0
44	DQ	117	Total 947	C 604	N 192	O 151	0	0	0

- Molecule 45 is a protein called 50S ribosomal protein L22.

Mol	Chain	Residues	Atoms					ZeroOcc	AltConf	Trace
			Total	C	N	O	S			
45	BS	110	Total 857	C 532	N 166	O 156	S 3	0	0	0
45	DS	110	Total 857	C 532	N 166	O 156	S 3	0	0	0

- Molecule 46 is a protein called 50S ribosomal protein L24.

Mol	Chain	Residues	Atoms				ZeroOcc	AltConf	Trace
			Total	C	N	O			
46	BU	102	Total 779	C 492	N 146	O 141	0	0	0
46	DU	102	Total 779	C 492	N 146	O 141	0	0	0

- Molecule 47 is a protein called 50S ribosomal protein L5.

Mol	Chain	Residues	Atoms					ZeroOcc	AltConf	Trace
			Total	C	N	O	S			
47	BF	178	Total 1420	C 905	N 251	O 258	S 6	0	0	0
47	DF	178	Total 1420	C 905	N 251	O 258	S 6	0	0	0

- Molecule 48 is a protein called 50S ribosomal protein L6.

Mol	Chain	Residues	Atoms					ZeroOcc	AltConf	Trace
			Total	C	N	O	S			
48	BG	176	1323	832	243	246	2	0	0	0
48	DG	176	1323	832	243	246	2	0	0	0

- Molecule 49 is a protein called 50S ribosomal protein L21.

Mol	Chain	Residues	Atoms					ZeroOcc	AltConf	Trace
			Total	C	N	O	S			
49	BR	103	816	516	153	145	2	0	0	0
49	DR	103	816	516	153	145	2	0	0	0

- Molecule 50 is a protein called 50S ribosomal protein L23.

Mol	Chain	Residues	Atoms					ZeroOcc	AltConf	Trace
			Total	C	N	O	S			
50	BT	93	738	466	139	131	2	0	0	0
50	DT	93	738	466	139	131	2	0	0	0

- Molecule 51 is a protein called 50S ribosomal protein L28.

Mol	Chain	Residues	Atoms					ZeroOcc	AltConf	Trace
			Total	C	N	O	S			
51	BZ	77	625	388	129	106	2	0	0	0
51	DZ	77	625	388	129	106	2	0	0	0

- Molecule 52 is a protein called 50S ribosomal protein L27.

Mol	Chain	Residues	Atoms					ZeroOcc	AltConf	Trace
			Total	C	N	O	S			
52	BW	79	596	367	120	108	1	0	0	0
52	DW	79	596	367	120	108	1	0	0	0

- Molecule 53 is a protein called ribosome recycling factor.

Mol	Chain	Residues	Atoms					ZeroOcc	AltConf	Trace
53	B6	185	Total	C	N	O	S	0	0	0
			1478	924	270	282	2			
53	D6	185	Total	C	N	O	S	0	0	0
			1478	924	270	282	2			

- Molecule 54 is MAGNESIUM ION (three-letter code: MG) (formula: Mg).

Mol	Chain	Residues	Atoms		ZeroOcc	AltConf
54	AA	60	Total	Mg	0	0
			60	60		
54	BB	110	Total	Mg	0	0
			110	110		
54	CE	1	Total	Mg	0	0
			1	1		
54	CA	61	Total	Mg	0	0
			61	61		
54	DB	111	Total	Mg	0	0
			111	111		

- Molecule 55 is ZINC ION (three-letter code: ZN) (formula: Zn).

Mol	Chain	Residues	Atoms		ZeroOcc	AltConf
55	B4	1	Total	Zn	0	0
			1	1		
55	D4	1	Total	Zn	0	0
			1	1		

- Molecule 56 is water.

Mol	Chain	Residues	Atoms		ZeroOcc	AltConf
56	AA	289	Total	O	0	0
			289	289		
56	AE	4	Total	O	0	0
			4	4		
56	AK	1	Total	O	0	0
			1	1		
56	AL	1	Total	O	0	0
			1	1		
56	AN	3	Total	O	0	0
			3	3		
56	AP	1	Total	O	0	0
			1	1		

Continued on next page...

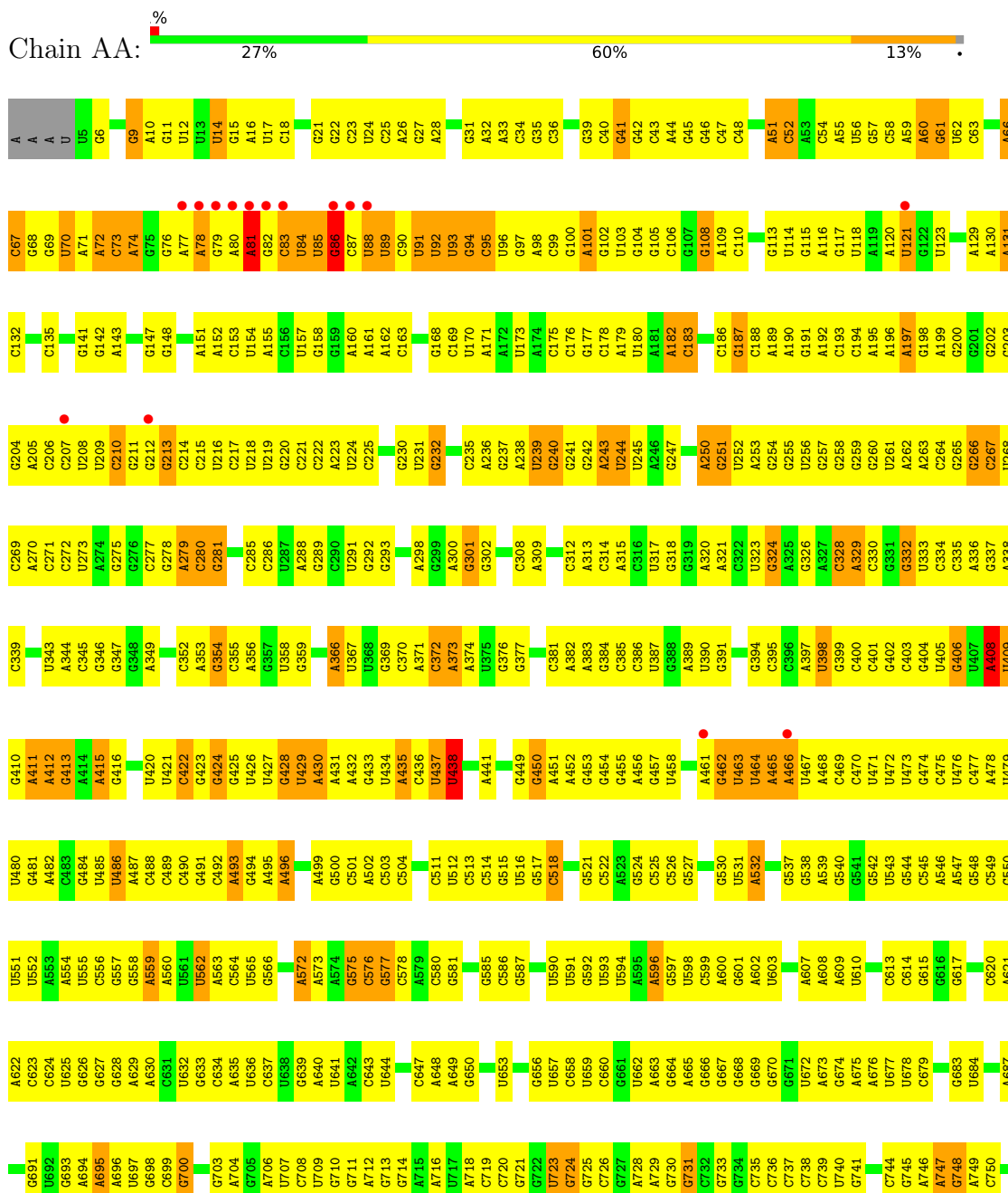
Continued from previous page...

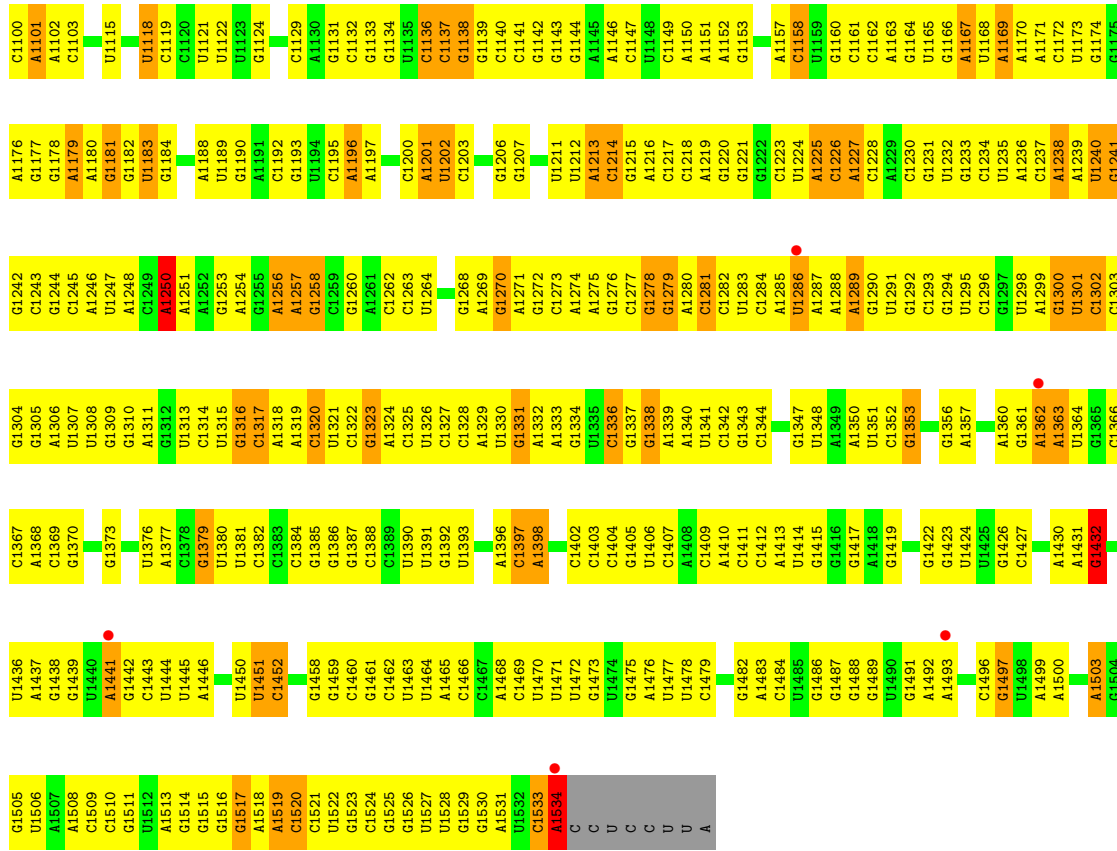
Mol	Chain	Residues	Atoms	ZeroOcc	AltConf
56	AT	1	Total O 1 1	0	0
56	BB	495	Total O 495 495	0	0
56	BC	4	Total O 4 4	0	0
56	BD	1	Total O 1 1	0	0
56	BE	3	Total O 3 3	0	0
56	B2	1	Total O 1 1	0	0
56	BL	1	Total O 1 1	0	0
56	BT	1	Total O 1 1	0	0
56	CE	2	Total O 2 2	0	0
56	CK	1	Total O 1 1	0	0
56	CL	1	Total O 1 1	0	0
56	CN	4	Total O 4 4	0	0
56	CT	1	Total O 1 1	0	0
56	CA	300	Total O 300 300	0	0
56	DB	505	Total O 505 505	0	0
56	DC	4	Total O 4 4	0	0
56	DD	1	Total O 1 1	0	0
56	DE	2	Total O 2 2	0	0

3 Residue-property plots [i](#)

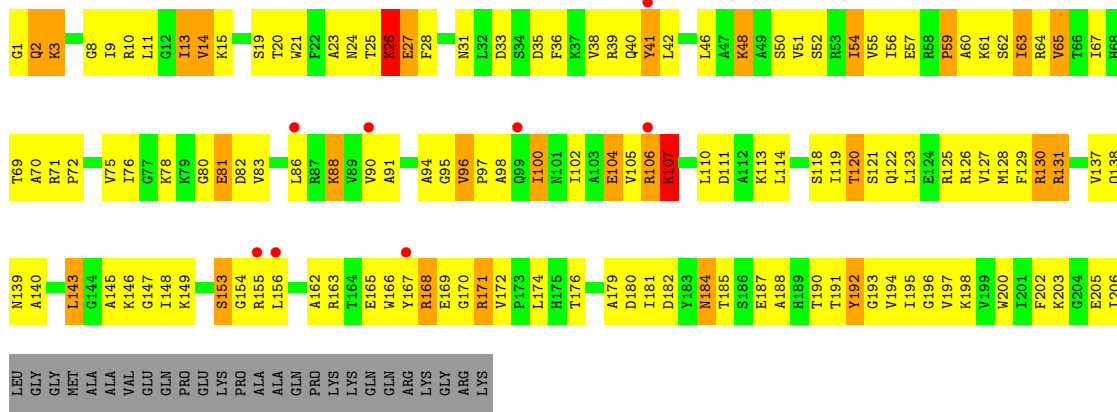
These plots are drawn for all protein, RNA, DNA and oligosaccharide chains in the entry. The first graphic for a chain summarises the proportions of the various outlier classes displayed in the second graphic. The second graphic shows the sequence view annotated by issues in geometry and electron density. Residues are color-coded according to the number of geometric quality criteria for which they contain at least one outlier: green = 0, yellow = 1, orange = 2 and red = 3 or more. A red dot above a residue indicates a poor fit to the electron density ($RSRZ > 2$). Stretches of 2 or more consecutive residues without any outlier are shown as a green connector. Residues present in the sample, but not in the model, are shown in grey.

- Molecule 1: 16S rRNA




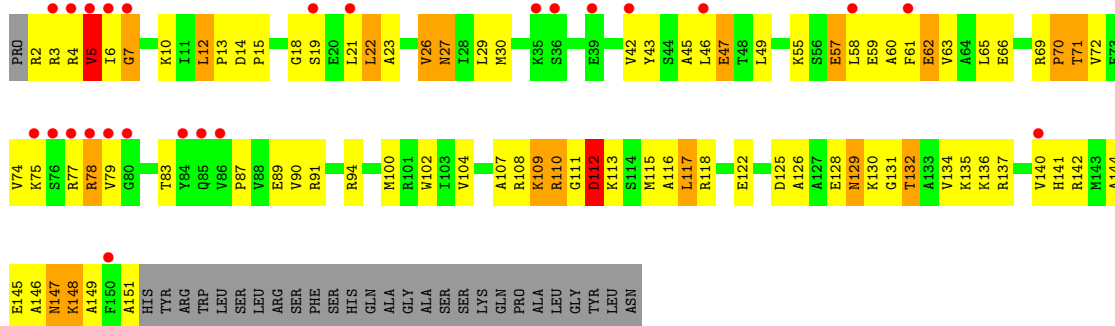


• Molecule 2: 30S ribosomal protein S3

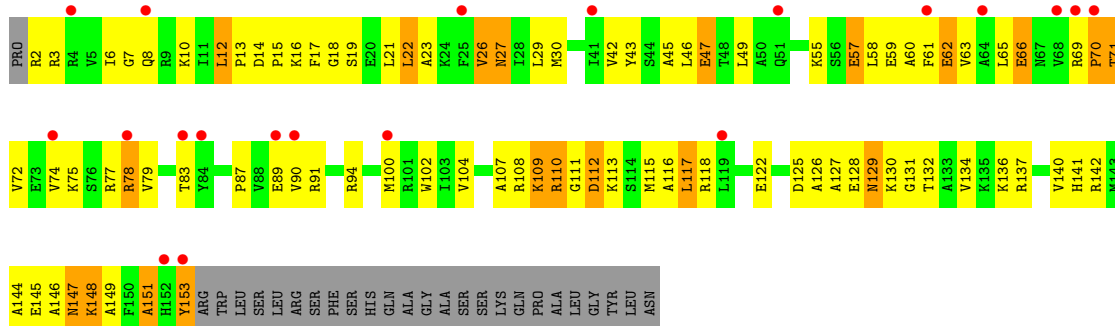


• Molecule 2: 30S ribosomal protein S3

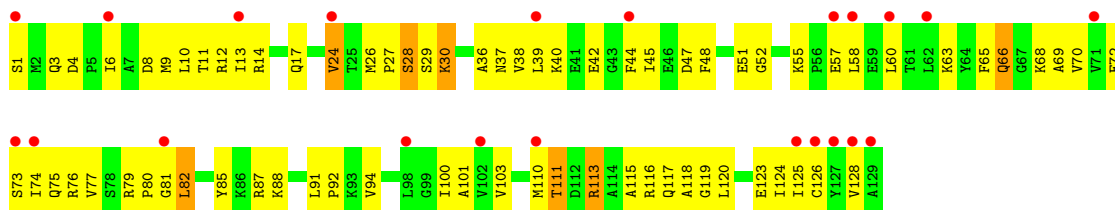




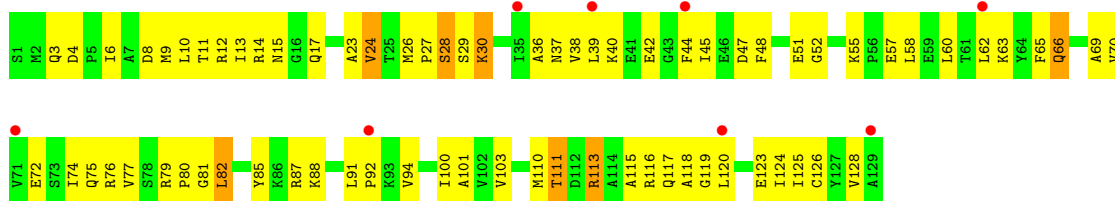
- Molecule 6: 30S ribosomal protein S7



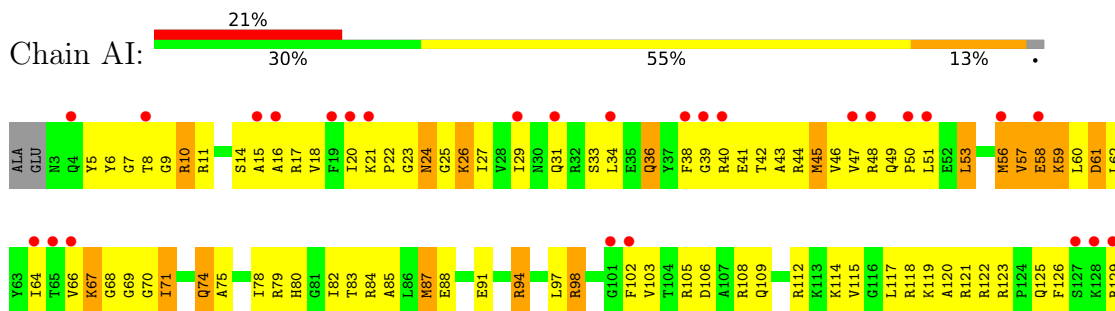
- Molecule 7: 30S ribosomal protein S8



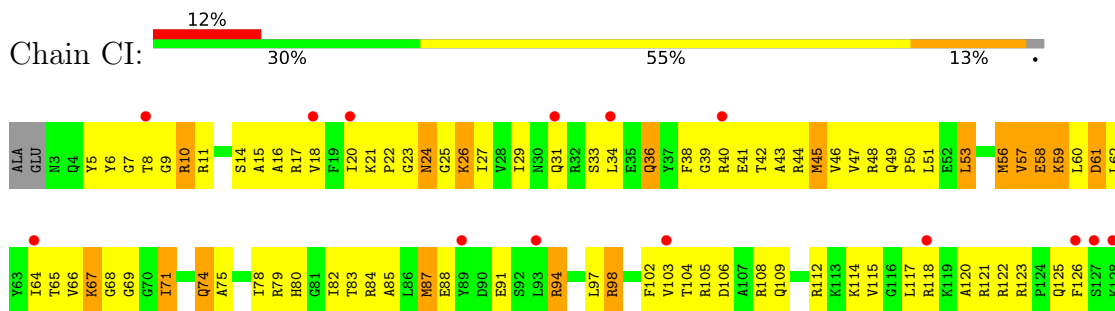
- Molecule 7: 30S ribosomal protein S8



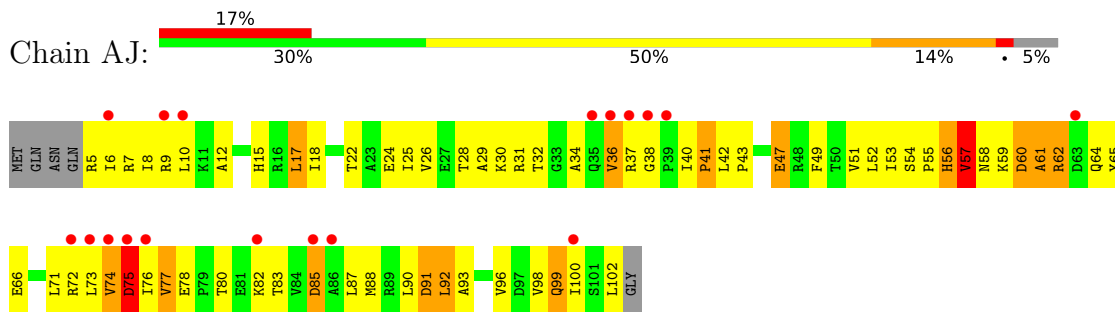
- Molecule 8: 30S ribosomal protein S9



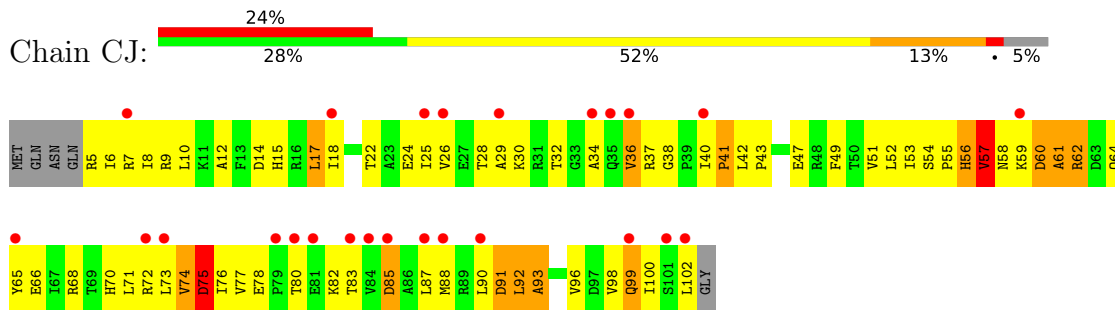
• Molecule 8: 30S ribosomal protein S9



• Molecule 9: 30S ribosomal protein S10

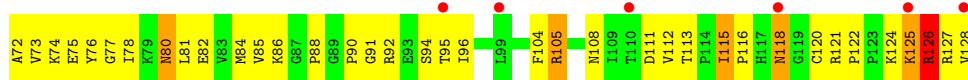
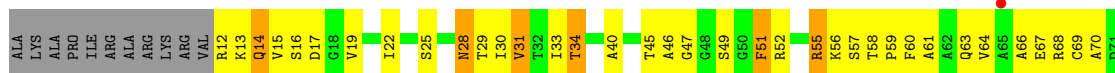


• Molecule 9: 30S ribosomal protein S10

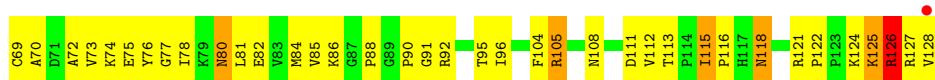
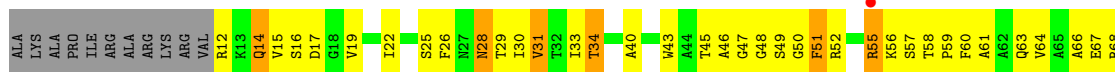


• Molecule 10: 30S ribosomal protein S11

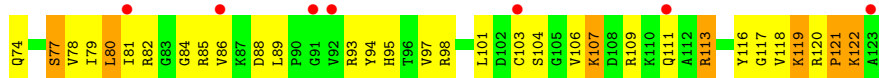




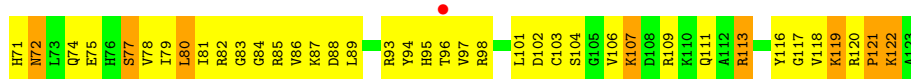

• Molecule 10: 30S ribosomal protein S11




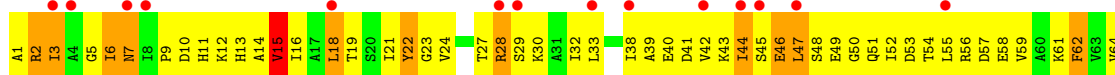
• Molecule 11: 30S ribosomal protein S12



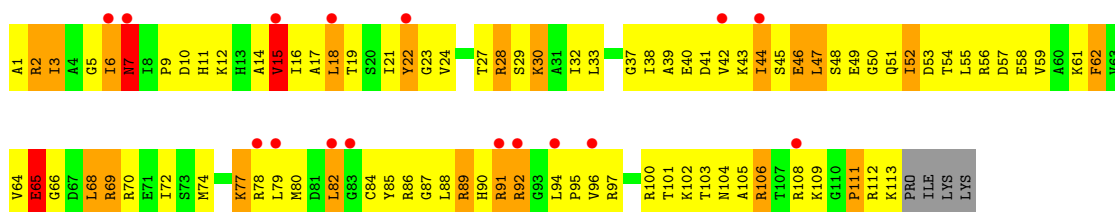
• Molecule 11: 30S ribosomal protein S12



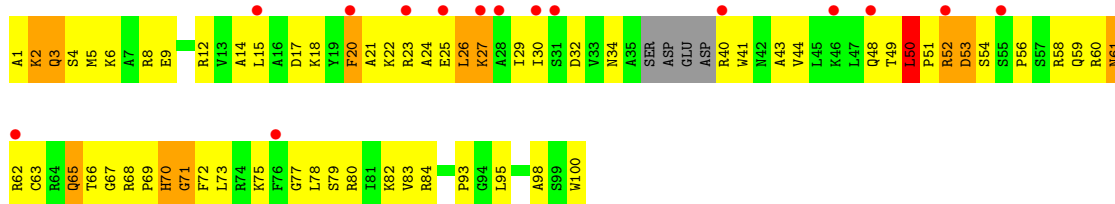
• Molecule 12: 30S ribosomal protein S13



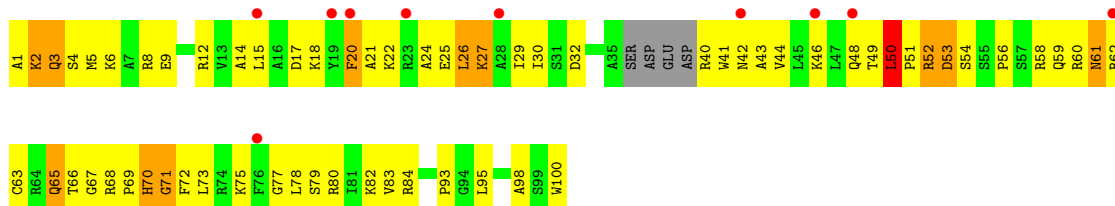
- Molecule 12: 30S ribosomal protein S13



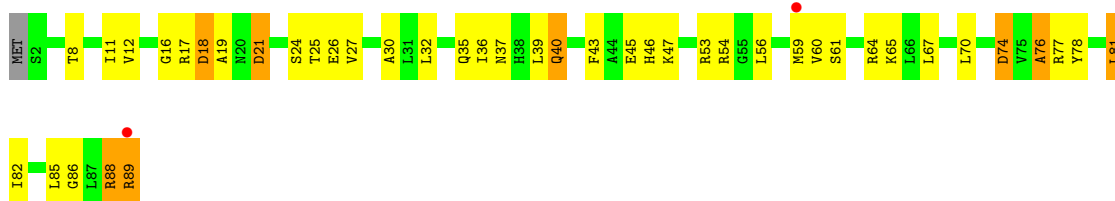
- Molecule 13: 30S ribosomal protein S14



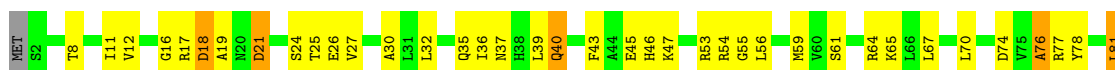
- Molecule 13: 30S ribosomal protein S14

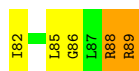


- Molecule 14: 30S ribosomal protein S15




- Molecule 14: 30S ribosomal protein S15







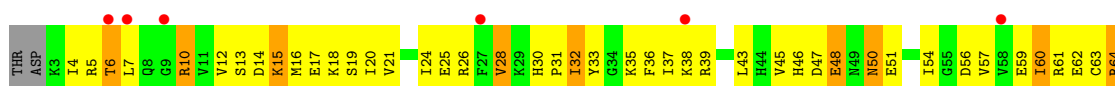
- Molecule 15: 30S ribosomal protein S16



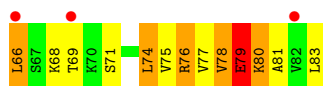
- Molecule 15: 30S ribosomal protein S16



- Molecule 16: 30S ribosomal protein S17

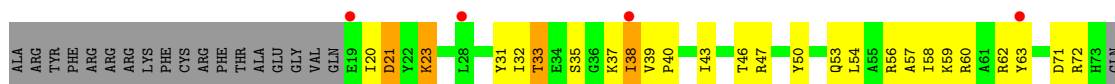


- Molecule 16: 30S ribosomal protein S17

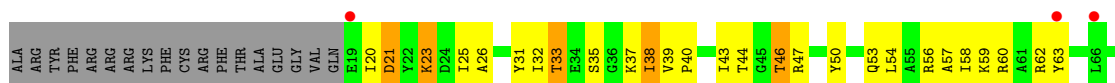


- Molecule 17: 30S ribosomal protein S18

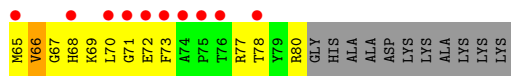
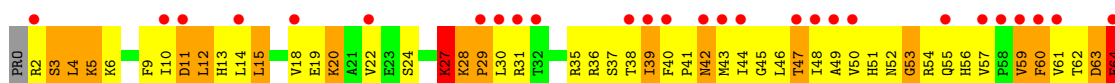
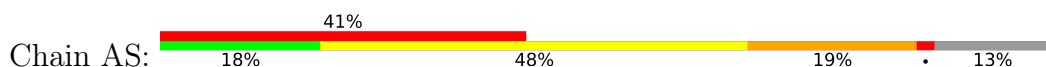




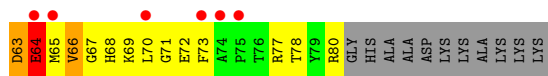
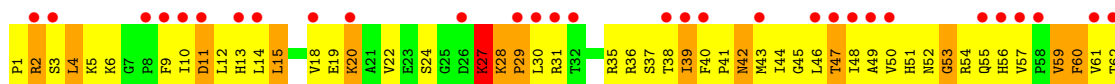
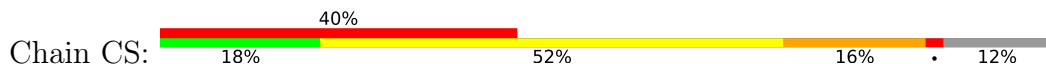
- Molecule 17: 30S ribosomal protein S18



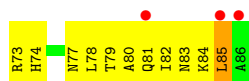
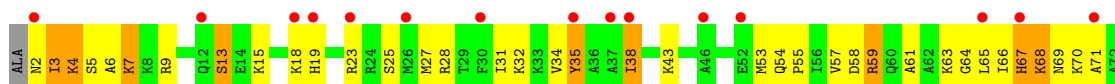
- Molecule 18: 30S ribosomal protein S19



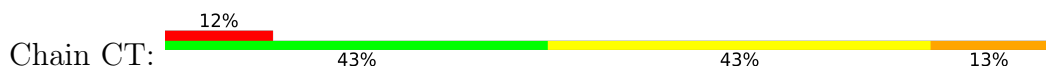
- Molecule 18: 30S ribosomal protein S19

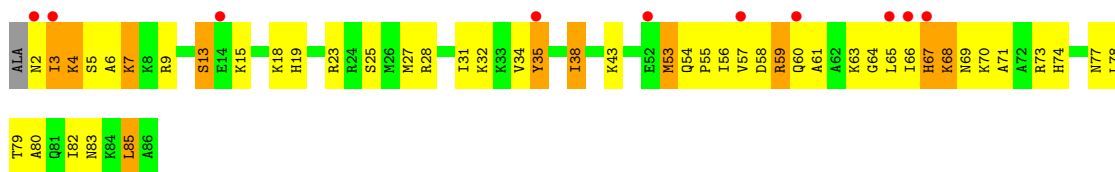


- Molecule 19: 30S ribosomal protein S20

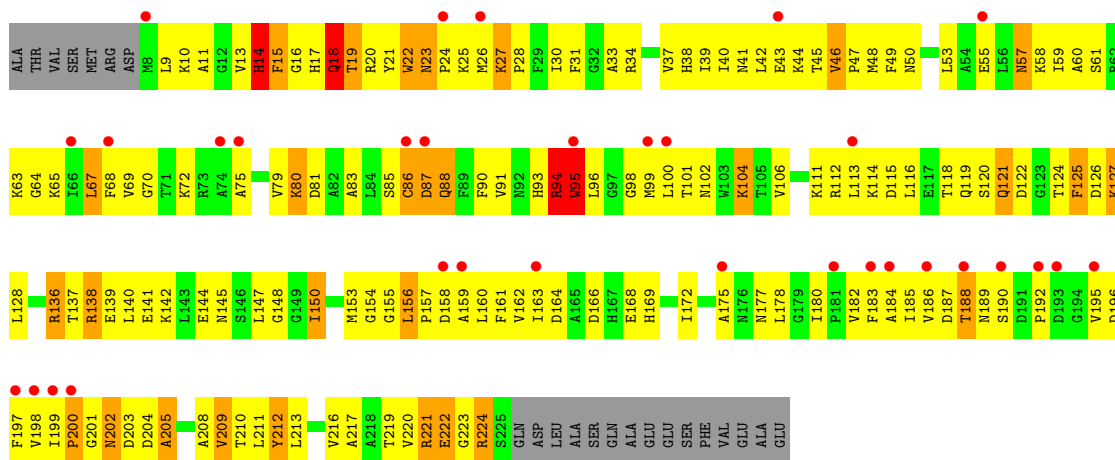


- Molecule 19: 30S ribosomal protein S20

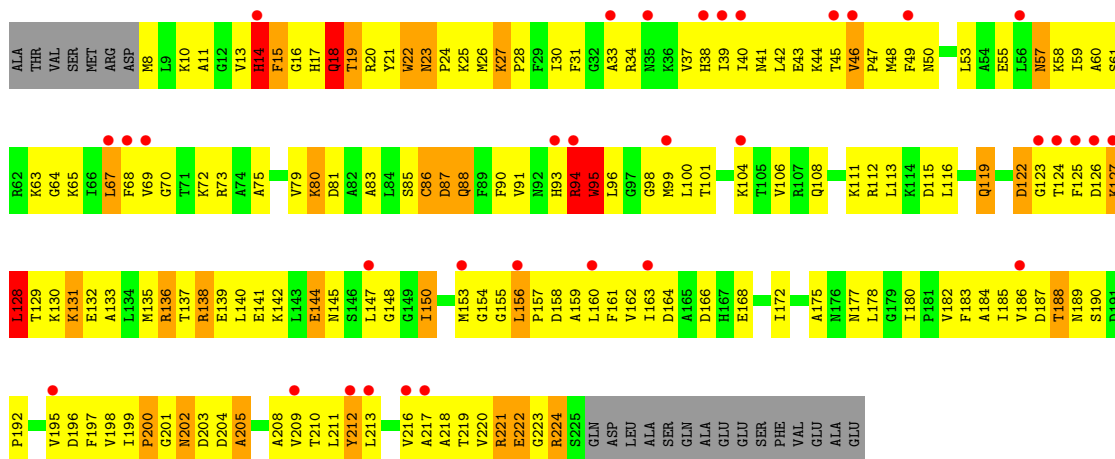




• Molecule 20: 30S ribosomal protein S2



• Molecule 20: 30S ribosomal protein S2

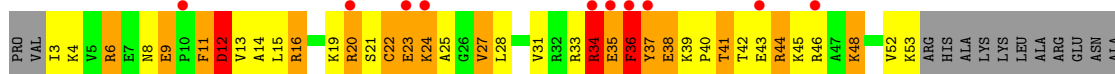


• Molecule 21: 30S ribosomal protein S21




ALA
ARG
THR
ARG
LEU
TYR

• Molecule 21: 30S ribosomal protein S21



ARG
THR
ARG
TYR

• Molecule 22: 5S rRNA




• Molecule 22: 5S rRNA



• Molecule 23: 23S rRNA

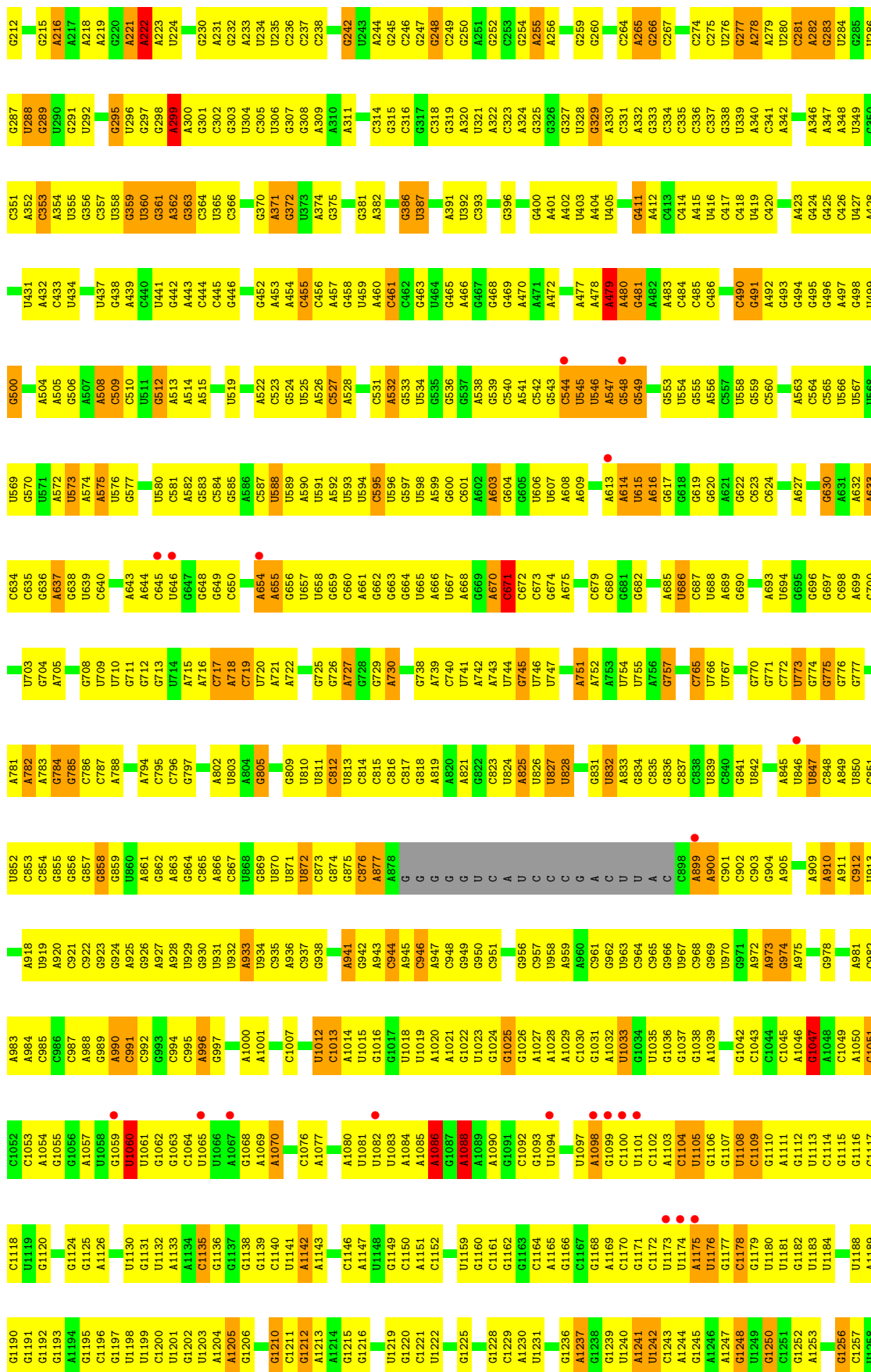


C	U1273	G1337	U1402	U1467	G1538	C1685	A1603	U1825	C1905	A1970	A2052	G	U2195
A	A1274	U1340	U1405	U1468	U1539	C1686	A1603	G1826	G1906	U1971	G2053	G	A2183
C	A1275	G1341	U1406	A1469	G1540	U1688	C1607	U1827	G1907	G1972	A2054	A	A2184
C	A1276	G1342	U1407	G1471	A1545	U1689	A1608	G1828	C1908	U1973	C2055	U	G2185
A	G1277	G1343	G1408	G1472	A1546	A1690	A1610	A1829	G1909	U1974	G2056	G	G2186
G	G1278	U1344	U1409	G1473	C1547	A1691	A1611	G1830	C1910	G1980	G2057	A	U2187
U	G1279	U1345	U1410	U1474	A1548	C1547	C1612	G1831	U1911	G1981	U2060	U	U2188
U	G1280	G1346	G1411	U1475	A1549	C1548	C1613	G1832	A1912	G1982	A2061	G	U2189
G	G1281	A1347	U1412	U1476	A1550	U1693	G1613	C1838	A1913	C1983	G2062	G	G2190
G	U1282	C1348	U1413	U1477	A1551	U1694	G1614	G1842	C1914	C1984	A2063	G	A2191
G	G1283	C1349	U1414	G1478	A1552	C1612	A1616	G1843	U1915	G1985	U2064	G	U2192
U	A1284	C1350	C1415	G1479	A1553	G1702	C1617	U1700	U1916	G1986	U2065	A	U2193
U	A1285	C1351	G1416	U1481	U1554	G1703	G1622	A1701	U1917	G1987	U2066	U	G2133
U	A1286	U1352	G1417	G1482	U1555	G1704	G1623	G1771	A1918	U1988	C2067	U	A2134
U	A1287	U1353	C1418	U1483	U1556	C1705	G1624	A1772	A1919	A1989	C2068	U	G2135
U	G1288	A1354	C1419	U1484	U1557	A1706	U1624	A1773	A1920	U1990	U2069	U	G2136
U	C1289	G1355	A1420	U1485	C1557	C1707	U1625	A1774	U1921	G1991	U2070	U	G2137
U	C1291	G1356	G1430	U1486	U1558	A1708	A1634	U1775	U1922	G1992	U2071	U	G2138
U	G1292	C1357	U1431	U1487	U1559	G1709	A1635	U1776	U1923	C1993	U2072	U	U2139
U	G1293	C1358	G1425	C1488	G1560	C1708	A1636	A1853	U1924	C1994	C2008	U	G2140
U	G1296	A1359	G1426	C1489	U1561	U1709	U1636	U1854	U1925	A1998	A2009	U	G2141
U	C1297	G1360	C1427	A1490	U1562	G1710	A1637	A1783	U1926	U1999	G2010	U	A2142
U	C1297	G1361	C1428	A1491	U1563	A1711	A1638	A1784	U1927	C2000	G2011	U	C2143
U	C1298	G1362	G1430	C1493	U1564	U1712	C1638	A1785	A1928	C2001	U2085	U	C2144
U	G1299	C1362	U1431	U1494	C1564	U1713	A1640	A1786	U1929	G2002	U2086	U	C2145
U	G1300	A1365	A1431	A1495	U1565	U1714	A1641	A1787	G1929	U2002	U2087	U	C2146
U	A1301	G1366	A1432	A1496	U1566	U1715	A1642	C1788	U1930	C2008	U2088	U	U2147
U	A1302	G1367	A1433	A1497	U1567	U1716	G1643	A1789	U1931	A2009	A2088	U	U2148
U	C1306	G1370	G1434	U1501	U1568	U1717	G1644	G1790	U1932	G2010	U2089	U	U2149
U	C1307	G1371	G1435	A1502	A1569	A1718	U1647	A1791	G1933	A2013	A2090	U	C2150
U	A1308	C1372	G1436	G1503	U1570	G1719	U1648	G1792	C1934	A2014	A2091	U	U2151
U	G1309	G1373	C1437	A1504	A1571	U1720	G1649	U1793	G1935	A2015	U2086	U	U2152
U	G1310	U1374	U1438	A1505	A1572	G1721	U1652	A1794	U1936	U2016	U2087	U	G2153
U	G1311	C1375	A1439	U1506	C1574	G1722	G1653	U1796	U1937	U2017	U2088	U	C2154
U	U1312	C1376	U1441	U1507	U1575	G1723	A1654	G1797	U1938	A2020	A2089	U	U2155
U	U1313	G1377	U1442	U1508	C1576	G1724	A1655	A1798	U1939	C2021	C2089	U	G2216
U	C1314	U1378	U1443	A1509	U1577	U1725	C1656	G1799	U1940	C2022	U2090	U	G2217
U	C1315	A1378	G1444	U1510	U1578	C1726	C1657	C1800	C1941	C2023	U2092	U	G2218
U	U1316	U1379	G1445	G1511	A1579	C1727	U1658	A1801	C1942	G2024	G2093	U	G2219
U	U1317	G1380	G1446	G1512	A1580	C1728	C1658	A1802	U1943	C2025	A2094	U	U2210
U	U1318	G1381	C1447	U1513	A1581	U1729	G1659	A1803	U1946	U2026	A2095	U	U2211
U	U1319	G1382	G1448	U1514	C1582	U1730	G1660	A1804	C1947	G2027	C2096	U	U2212
U	C1320	A1383	G1449	A1515	U1583	G1731	G1661	A1805	G1948	U2028	A2097	U	U2213
U	C1323	A1384	G1450	G1516	U1584	C1732	U1662	A1806	G1949	G2029	U2098	U	U2214
U	C1324	A1385	G1451	G1517	C1585	G1733	U1663	A1807	A1952	A2030	U2099	U	G2221
U	U1325	C1386	G1452	A1522	A1586	G1734	A1665	A1808	U1953	A2031	G2100	U	C2222
U	U1326	A1387	G1453	U1523	U1587	A1735	G1666	A1809	U1954	G2032	A2101	U	G2223
U	G1327	G1388	C1454	G1524	U1588	U1736	A1667	A1810	U1955	A2033	G2102	U	G2224
U	A1327	A1389	G1455	A1525	U1589	G1737	A1668	U1812	U1956	U2037	C2103	U	A2225
U	U1329	U1390	G1456	C1526	A1590	U1738	A1669	G1813	C1957	A2037	C2104	U	C2226
U	U1330	U1391	U1458	U1527	A1591	G1739	G1674	C1816	C1958	G2038	U2105	U	A2227
U	U1331	A1395	U1460	A1528	A1592	U1740	G1675	G1817	U1959	U2039	U2106	U	G2228
U	U1332	U1397	C1461	G1529	A1593	C1741	A1678	U1818	U1960	G2040	G2107	U	U2229
U	G1335	C1398	C1462	U1530	A1594	U1742	A1679	U1819	U1961	U2041	A2108	U	G2230
U	G1336	C1399	C1463	U1531	A1595	G1743	U1680	A1820	U1962	A2042	U2109	U	U2231
U	C1337	C1398	C1463	U1532	A1596	A1744	U1681	U1821	C1965	C2043	G2110	U	C2232
U	C1338	C1399	C1464	U1533	A1597	A1745	G1682	A1822	A1966	G2044	U	U	U2233
U	U1400	U1400	G1465	U1534	A1598	U1746	U1683	G1823	C1967	C2045	G	U	G2234
U	U1401	U1401	G1466	U1535	A1599	U1747	U1684	G1824	C1968	U2050	U	U	G2235
U	U1402	U1402	G1467	U1536	C1600	C1748	U1685	U1684	A1969	A2051	A	U	U2236

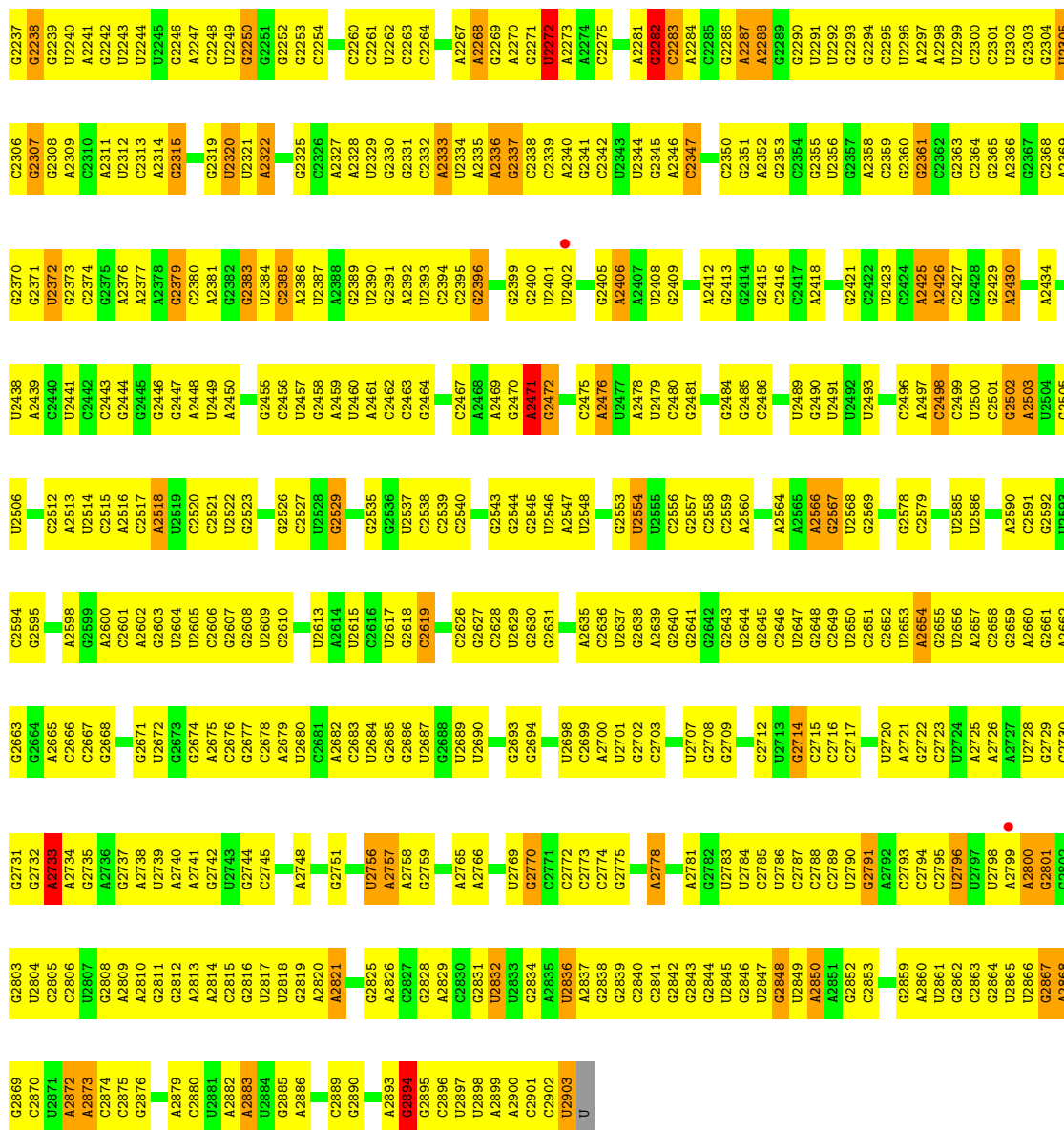


• Molecule 23: 23S rRNA

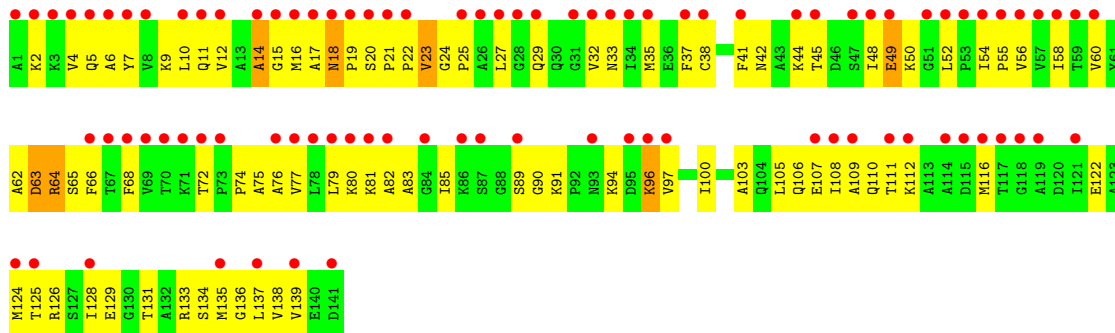




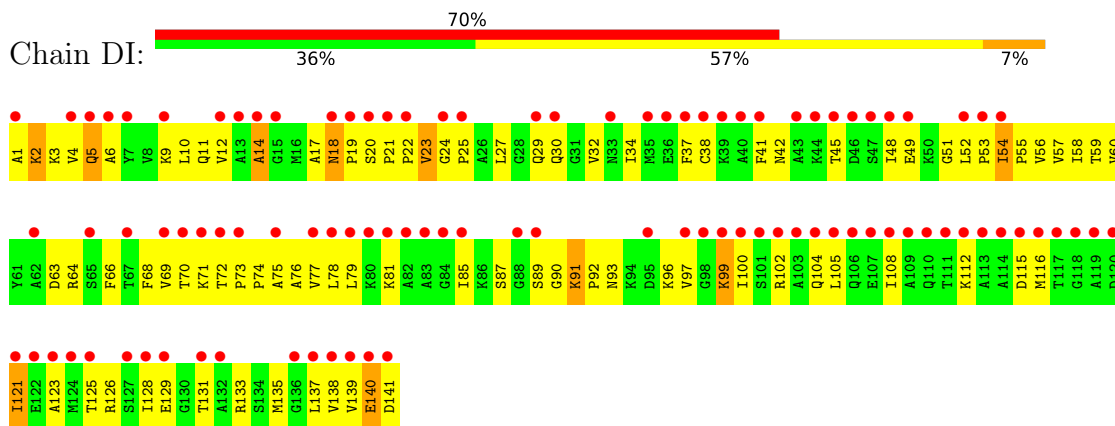
C	U2179	G2049	A1969	U1747	G1529	C1461	U1391	U1325	G1259
A	U2180	C2050	A1970	C1748	A1596	U1682	A1597	U1326	A1260
C	A2051	A2052	U1971	A1755	A1598	G1683	A1599	U1327	U1263
A	C2055	G2056	U1972	G1757	U1599	G1684	U1599	A1328	U1264
U	U2181	U2182	U1973	A1756	C1600	G1685	C1600	U1329	A1265
U	U2183	G2060	U1974	G1758	G1601	G1686	G1601	C1330	G1266
G	A2184	A2061	U1975	U1758	U1602	G1687	U1602	G1331	U1267
G	U2185	G2062	U1976	A1759	A1603	G1688	U1603	G1332	U1268
A	G2186	A2063	U1977	C1760	C1607	A1689	G1607	U1400	A1269
G	U2187	C2064	U1978	U1760	A1608	A1690	U1401	U1401	A1270
C	U2188	C2065	U1979	A1761	A1609	A1691	U1402	G1333	U1271
U	U2189	C2066	U1980	C1762	A1610	A1692	U1402	U1470	A1272
C	G2190	U2067	U1981	G1763	G1611	U1693	G1476	A1477	U1273
U	A2191	U2068	U1982	U1764	C1612	U1694	A1478	A1479	A1274
U	G2192	C2069	U1983	C1765	A1616	U1695	U1479	G1479	A1275
A	U2194	A2070	U1984	U1765	U1617	C1694	A1545	G1478	U1276
G	U2195	C2071	U1985	A1766	G1623	A1701	A1546	A1548	A1277
A	U2196	A2072	U1986	C1767	U1624	A1702	C1547	A1549	A1278
C	C2197	C2073	U1987	A1768	U1625	U1703	A1548	G1479	G1279
U	U2198	U2074	U1988	U1769	U1626	U1704	A1549	A1480	U1281
U	A2198	C2001	U1989	A1770	A1634	C1704	C1550	U1481	U1282
A	A2199	G2002	U1990	U1771	U1635	U1705	A1551	U1482	G1283
C	C2200	A2077	U1991	U1772	U1636	C1706	A1552	G1482	A1284
U	U2203	C2078	U1992	C1771	U1637	U1707	A1553	G1483	A1285
A	G2204	U2079	U1993	A1772	C1638	G1708	G1560	U1484	A1286
C	U2205	A2080	U1994	A1773	U1640	U1709	A1555	U1485	U1287
U	C2206	U2081	U1995	C1774	A1641	U1710	A1556	U1486	G1288
C	C2207	U2082	U1996	U1775	U1642	U1711	C1557	U1487	C1289
A	U2211	U2083	U1997	U1776	U1643	U1712	U1558	C1488	A1290
C	A2212	C2084	U1998	U1777	U1644	U1713	A1559	C1489	C1291
U	G2213	U2085	U1999	A1778	U1645	U1714	G1560	A1490	G1292
C	U2214	U2086	U1999	U1779	U1646	U1715	A1561	A1491	C1293
A	C2215	C2087	U1999	U1780	U1647	U1716	A1562	G1492	C1296
C	G2216	A2088	U1999	A1781	U1648	U1717	U1563	U1493	C1297
U	U2217	C2089	U1999	U1782	U1649	U1718	A1564	A1494	G1298
C	A2218	U2090	U1999	U1783	U1650	U1719	C1565	U1495	C1299
A	U2219	A2091	U1999	U1784	U1651	U1720	A1566	A1496	U1300
C	C2220	C2092	U1999	U1785	U1652	U1721	G1567	G1501	A1301
G	A2221	U2093	U1999	U1786	U1653	U1722	A1568	A1502	C1298
C	U2222	A2094	U1999	U1787	U1654	U1723	A1569	A1503	G1299
C	G2223	C2095	U1999	U1788	U1655	U1724	A1570	A1504	G1300
A	A2224	U2096	U1999	U1789	U1656	U1725	A1571	A1505	A1302
C	C2225	C2097	U1999	U1790	U1657	U1726	A1572	A1506	C1306
U	U2226	U2098	U1999	U1791	U1658	U1727	U1573	U1507	A1307
C	G2227	C2099	U1999	U1792	U1659	U1728	U1574	A1508	G1308
C	A2228	U2099	U1999	U1793	U1660	U1729	U1575	A1509	U1309
U	U2229	U2100	U1999	U1794	U1661	U1730	U1576	G1510	C1306
G	G2230	C2101	U1999	U1795	U1662	U1731	U1577	G1511	A1307
A	C2231	U2102	U1999	U1796	U1663	U1732	U1578	G1512	A1308
C	U2232	C2103	U1999	U1797	U1664	U1733	U1579	G1513	G1311
U	G2233	A2031	U1999	U1798	U1665	U1734	U1580	G1514	C1315
C	A2234	C2032	U1999	U1799	U1666	U1735	U1581	G1515	U1316
U	U2235	U2033	U1999	U1800	U1667	U1736	U1582	G1516	G1317
G	G2236	A2034	U1999	U1801	U1668	U1737	U1583	G1517	A1382
A	C2237	C2035	U1999	U1802	U1669	U1738	U1584	G1518	A1383
C	U2238	U2036	U1999	U1803	U1670	U1739	U1585	G1519	A1384
U	U2239	C2037	U1999	U1804	U1671	U1740	U1586	G1520	A1385
G	G2240	A2037	U1999	U1805	U1672	U1741	U1587	G1521	A1386
A	C2241	C2038	U1999	U1806	U1673	U1742	U1588	G1522	A1387
C	U2242	U2039	U1999	U1807	U1674	U1743	U1589	G1523	A1388
A	C2243	G2040	U1999	U1808	U1675	U1744	U1590	G1524	A1389
U	U2244	A2041	U1999	U1809	U1676	U1745	U1591	G1525	A1390
C	G2245	U2042	U1999	U1810	U1677	U1746	U1592	G1526	A1391
A	A2246	C2043	U1999	U1811	U1678	U1747	U1593	G1527	A1392
U	U2247	U2044	U1999	U1812	U1679	U1748	U1594	G1528	A1393
C	G2248	A2045	U1999	U1813	U1680	U1749	U1595	G1529	A1394
U	U2249	C2046	U1999	U1814	U1681	U1750	U1596	G1530	A1395
G	G2250	U2047	U1999	U1815	U1682	U1751	U1597	G1531	A1396
A	C2251	U2048	U1999	U1816	U1683	U1752	U1598	G1532	A1397
C	U2252	C2049	U1999	U1817	U1684	U1753	U1599	G1533	A1398
C	A2253	U2049	U1999	U1818	U1685	U1754	U1600	G1534	A1399
U	G2254	A2050	U1999	U1819	U1686	U1755	U1601	G1535	A1400
A	C2255	C2050	U1999	U1820	U1687	U1756	U1602	G1536	A1401
C	U2256	U2051	U1999	U1821	U1688	U1757	U1603	G1537	A1402
C	G2257	A2052	U1999	U1822	U1689	U1758	U1604	G1538	A1403
U	U2258	C2053	U1999	U1823	U1690	U1759	U1605	G1539	A1404
C	A2259	U2054	U1999	U1824	U1691	U1760	U1606	G1540	A1405
C	U2260	C2055	U1999	U1825	U1692	U1761	U1607	G1541	A1406
C	G2261	G2056	U1999	U1826	U1693	U1762	U1608	G1542	A1407
C	A2262	C2057	U1999	U1827	U1694	U1763	U1609	G1543	A1408
C	U2263	U2058	U1999	U1828	U1695	U1764	U1610	G1544	A1409
C	G2264	A2059	U1999	U1829	U1696	U1765	U1611	G1545	A1410
C	A2265	C2059	U1999	U1830	U1697	U1766	U1612	G1546	A1411
C	U2266	U2060	U1999	U1831	U1698	U1767	U1613	G1547	A1412
C	G2267	A2060	U1999	U1832	U1699	U1768	U1614	G1548	A1413
C	A2268	C2061	U1999	U1833	U1700	U1769	U1615	G1549	A1414
C	U2269	U2062	U1999	U1834	U1701	U1770	U1616	G1550	A1415
C	G2270	A2063	U1999	U1835	U1702	U1771	U1617	G1551	A1416
C	A2271	C2064	U1999	U1836	U1703	U1772	U1618	G1552	A1417
C	U2272	U2065	U1999	U1837	U1704	U1773	U1619	G1553	A1418
C	G2273	A2066	U1999	U1838	U1705	U1774	U1620	G1554	A1419
C	A2274	C2067	U1999	U1839	U1706	U1775	U1621	G1555	A1420
C	U2275	U2068	U1999	U1840	U1707	U1776	U1622	G1556	A1421
C	G2276	A2069	U1999	U1841	U1708	U1777	U1623	G1557	A1422
C	A2277	C2069	U1999	U1842	U1709	U1778	U1624	G1558	A1423
C	U2278	U2070	U1999	U1843	U1710	U1779	U1625	G1559	A1424
C	G2279	A2071	U1999	U1844	U1711	U1780	U1626	G1560	A1425
C	A2280	C2071	U1999	U1845	U1712	U1781	U1627	G1561	A1426
C	U2281	U2072	U1999	U1846	U1713	U1782	U1628	G1562	A1427
C	G2282	A2072	U1999	U1847	U1714	U1783	U1629	G1563	A1428
C	A2283	C2072	U1999	U1848	U1715	U1784	U1630	G1564	A1429
C	U2284	U2073	U1999	U1849	U1716	U1785	U1631	G1565	A1430
C	G2285	A2073	U1999	U1850	U1717	U1786	U1632	G1566	A1431
C	A2286	C2073	U1999	U1851	U1718	U1787	U1633	G1567	A1432
C	U2287	U2074	U1999	U1852	U1719	U1788	U1634	G1568	A1433
C	G2288	A2074	U1999	U1853	U1720	U1789	U1635	G1569	A1434
C	A2289	C2074	U1999	U1854	U1721	U1790	U1636	G1570	A1435
C	U2290	U2075	U1999	U1855	U1722	U1791	U1637	G1571	A1436
C	G2291	A2075	U1999	U1856	U1723	U1792	U1638	G1572	A1437
C	A2292	C2075	U1999	U1857	U1724	U1793	U1639	G1573	A1438
C	U2293	U2076	U1999	U1858	U1725	U1794	U1640	G1574	A1439
C	G2294	A2076	U1999	U1859	U1726	U1795	U1641	G1575	A1440
C	A2295	C2076	U1999	U1860	U1727	U1796	U1642	G1576	



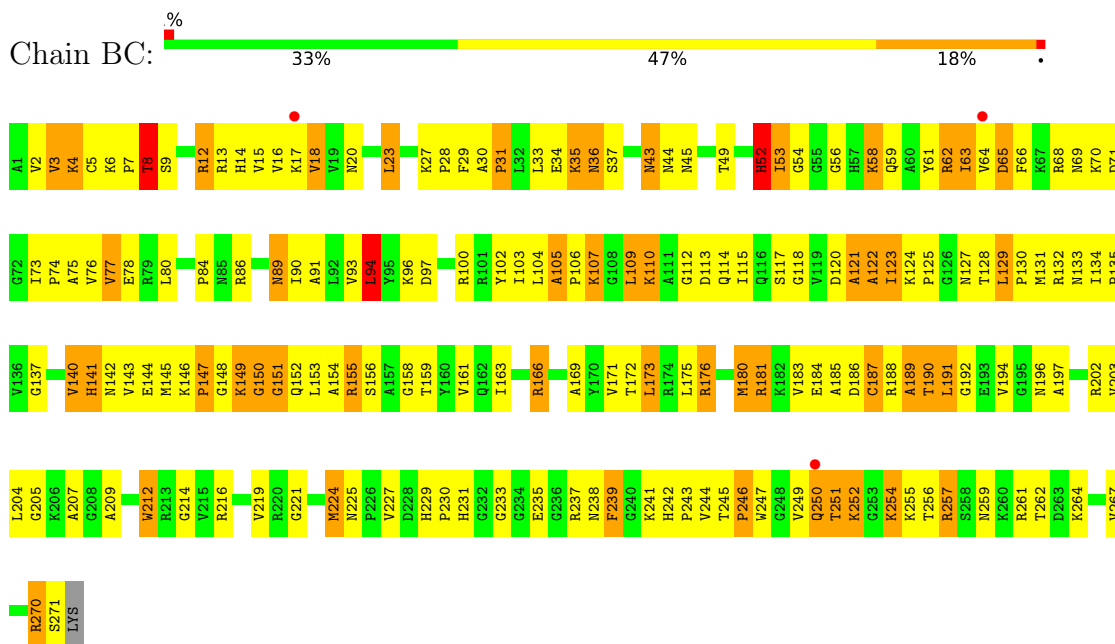
• Molecule 24: 50S ribosomal protein L11



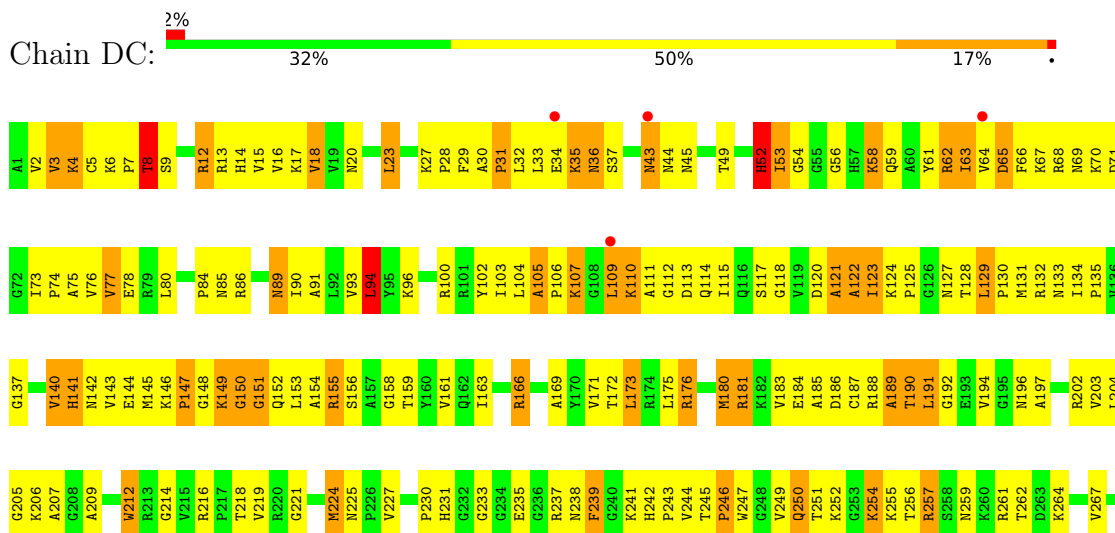
• Molecule 24: 50S ribosomal protein L11



• Molecule 25: 50S ribosomal protein L2

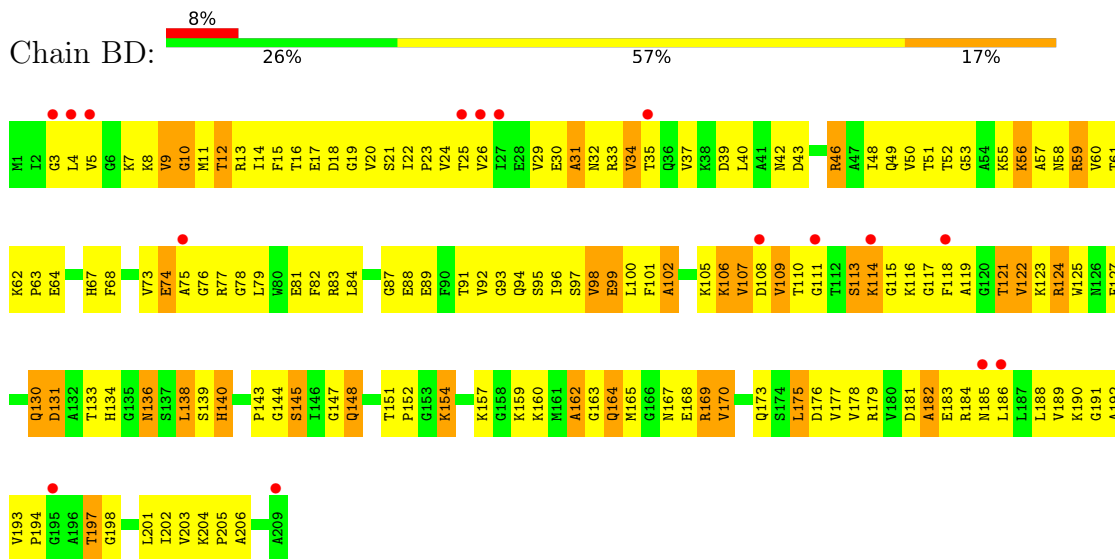


• Molecule 25: 50S ribosomal protein L2

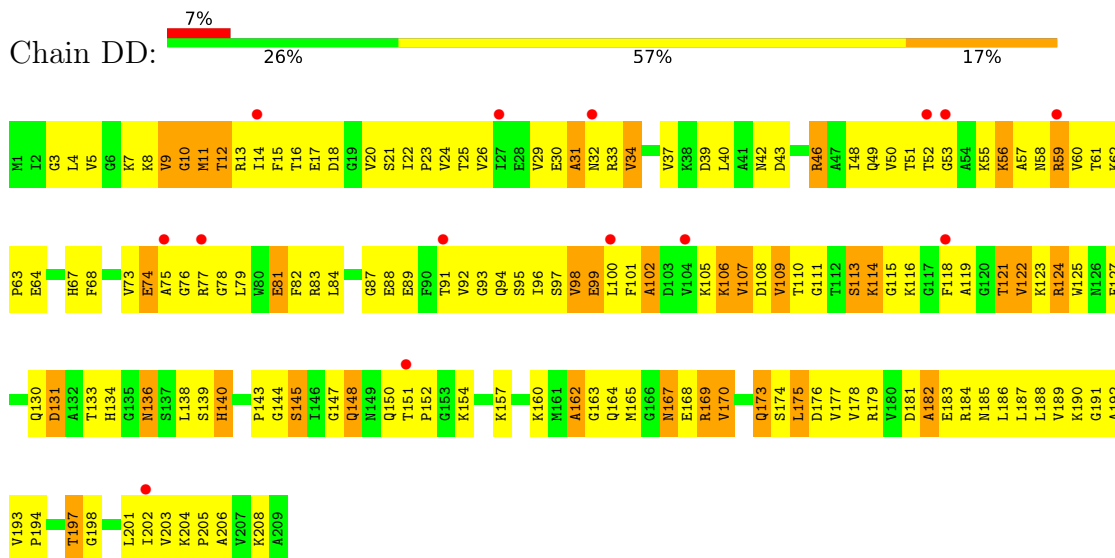




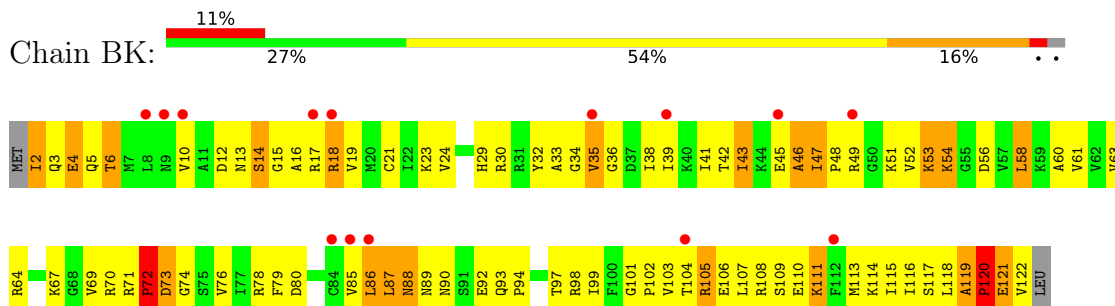
- Molecule 26: 50S ribosomal protein L3



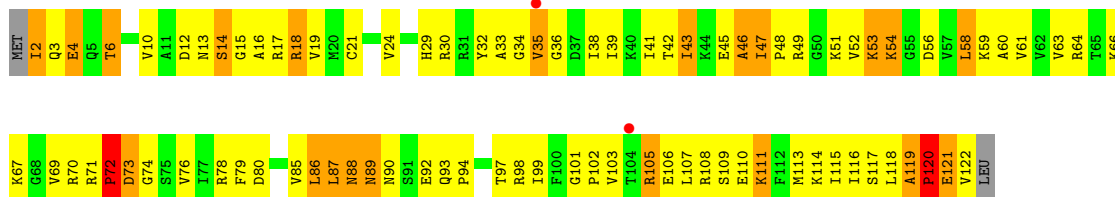

- Molecule 26: 50S ribosomal protein L3



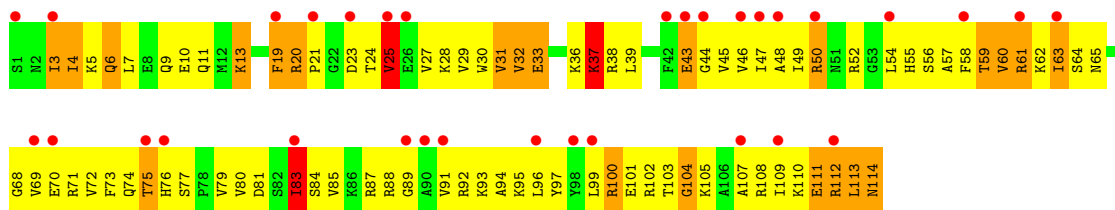
- Molecule 27: 50S ribosomal protein L14



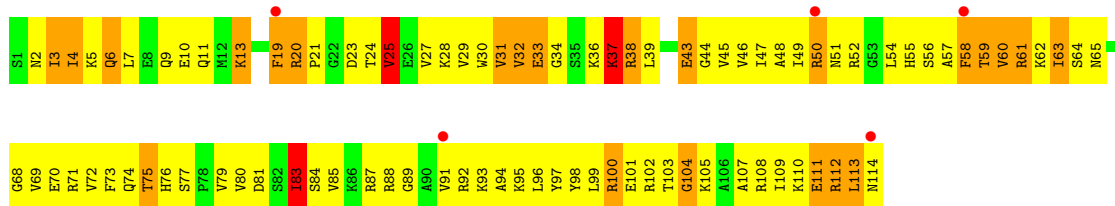
• Molecule 27: 50S ribosomal protein L14



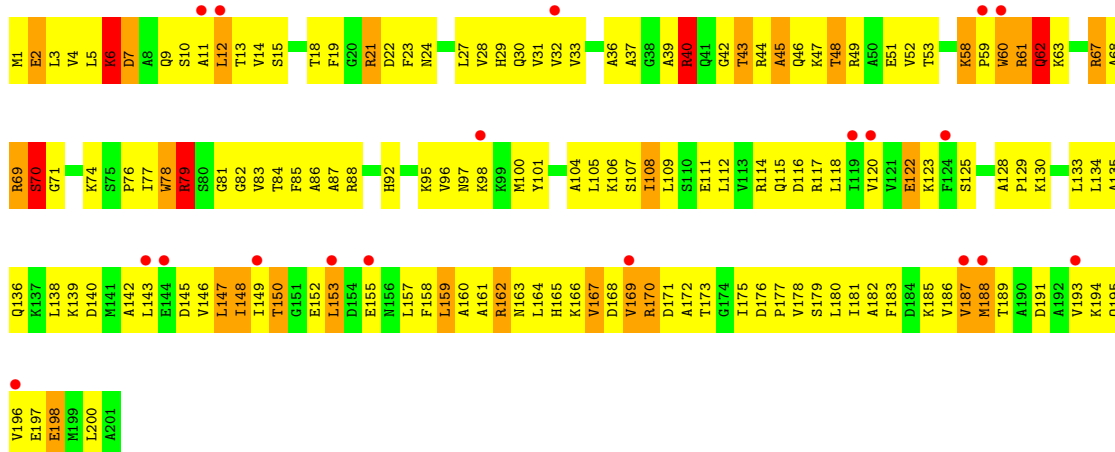
• Molecule 28: 50S ribosomal protein L19



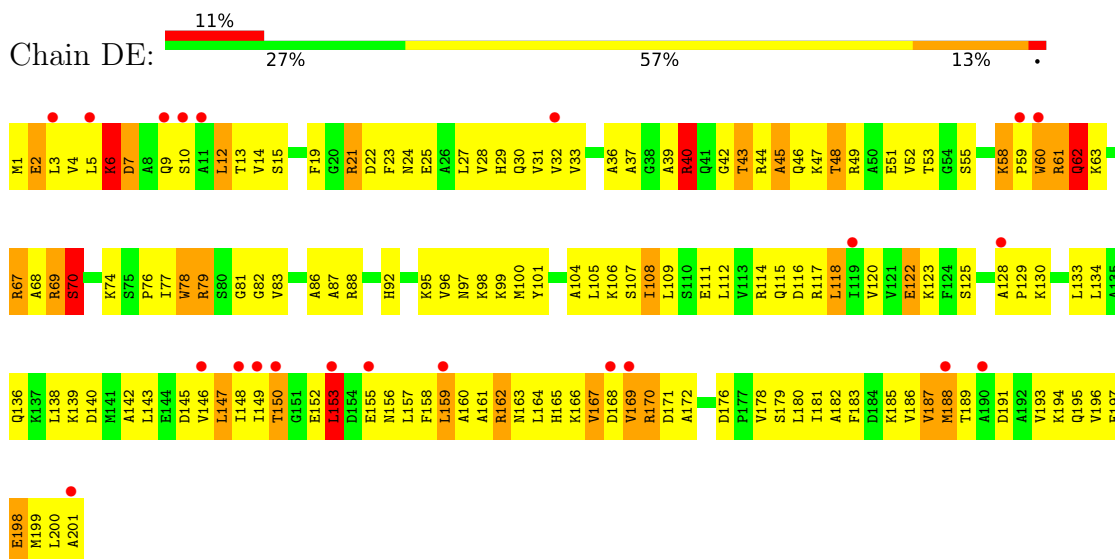
• Molecule 28: 50S ribosomal protein L19



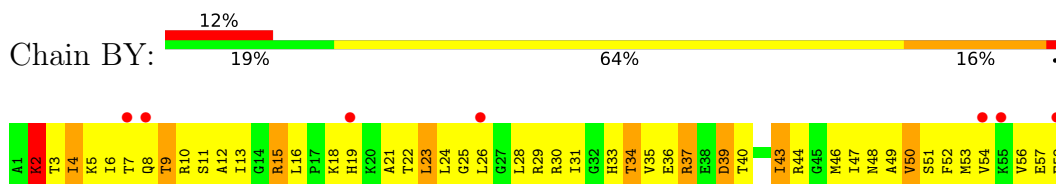
• Molecule 29: 50S ribosomal protein L4



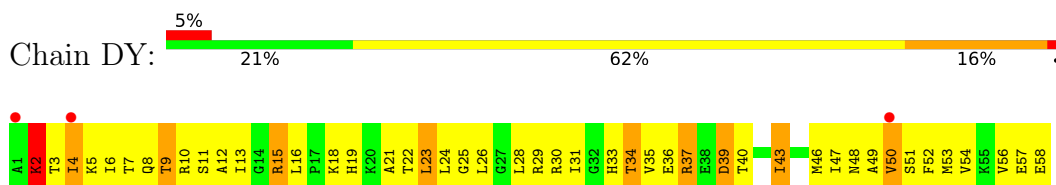
- Molecule 29: 50S ribosomal protein L4



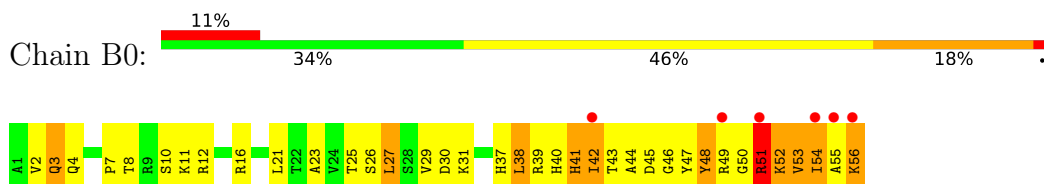
- Molecule 30: 50S ribosomal protein L30



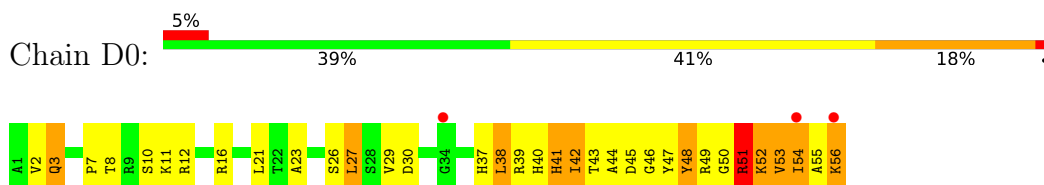
- Molecule 30: 50S ribosomal protein L30



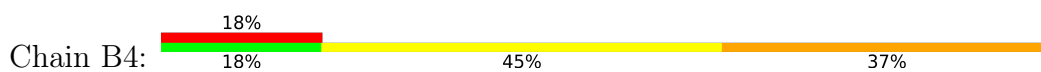
- Molecule 31: 50S ribosomal protein L32



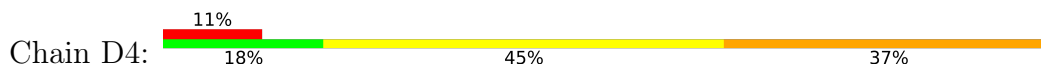
- Molecule 31: 50S ribosomal protein L32



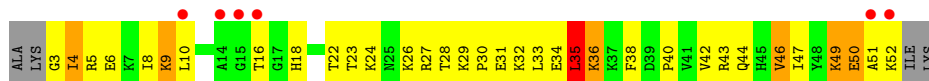
- Molecule 32: 50S ribosomal protein L36



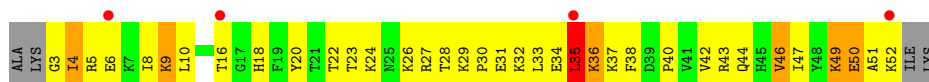
- Molecule 32: 50S ribosomal protein L36




- Molecule 33: 50S ribosomal protein L33



- Molecule 33: 50S ribosomal protein L33



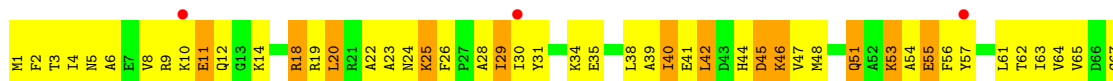
- Molecule 34: 50S ribosomal protein L35

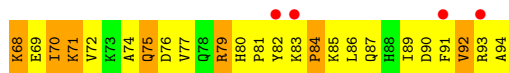


- Molecule 34: 50S ribosomal protein L35


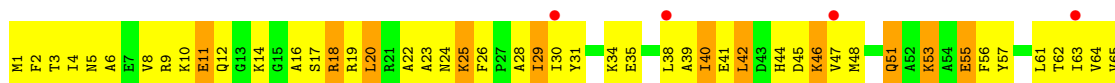


- Molecule 35: 50S ribosomal protein L25

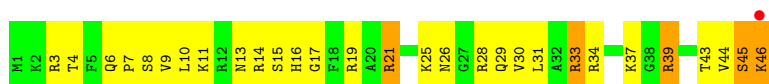




• Molecule 35: 50S ribosomal protein L25




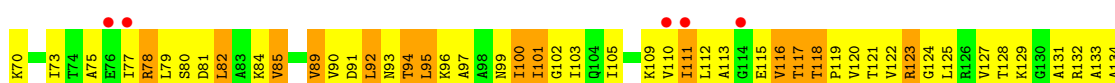
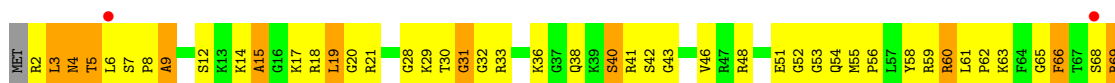
• Molecule 36: 50S ribosomal protein L34



• Molecule 36: 50S ribosomal protein L34

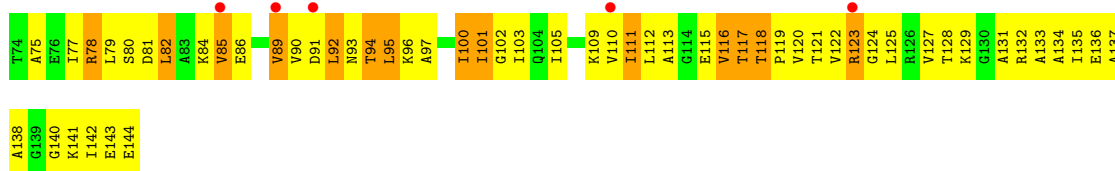


• Molecule 37: 50S ribosomal protein L15

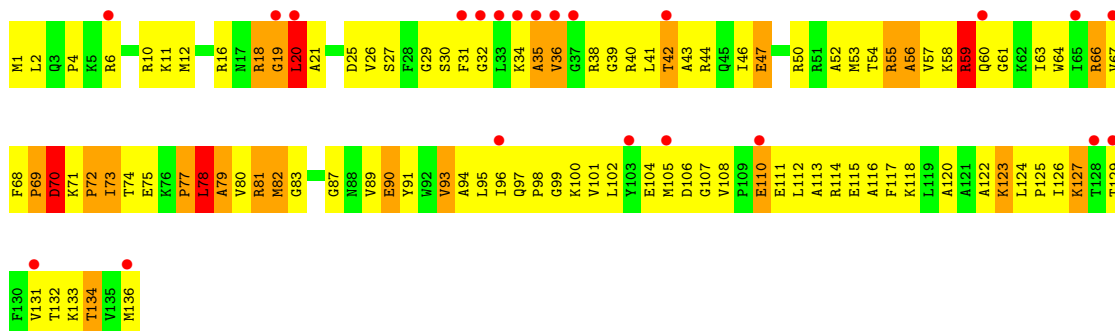


• Molecule 37: 50S ribosomal protein L15

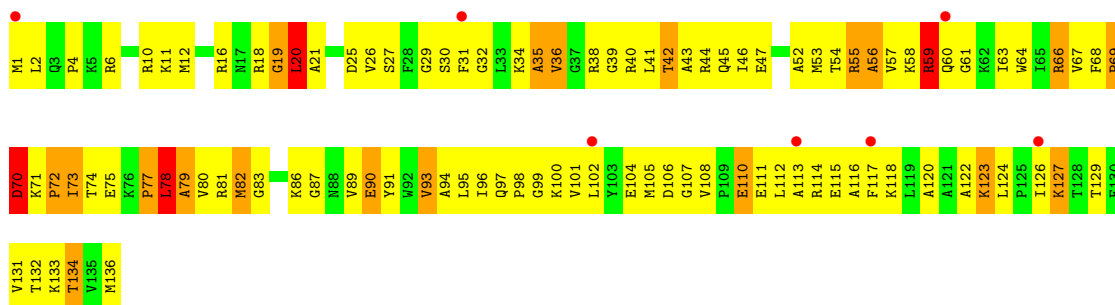




- Molecule 38: 50S ribosomal protein L16



- Molecule 38: 50S ribosomal protein L16



- Molecule 39: 50S ribosomal protein L29

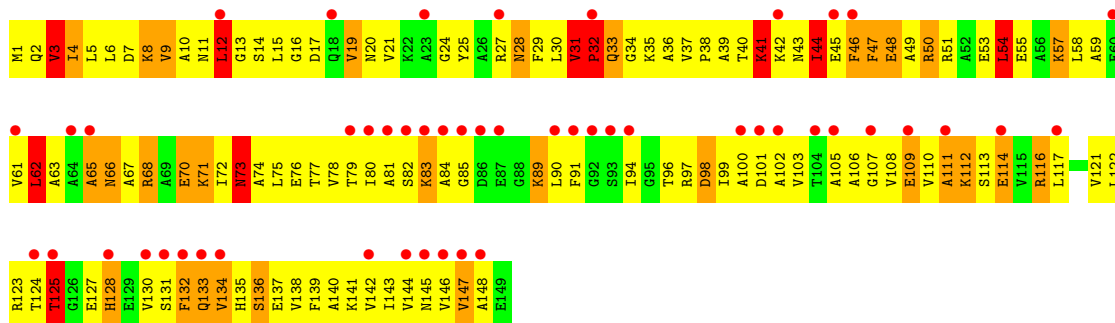
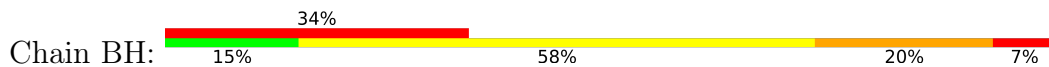


- Molecule 39: 50S ribosomal protein L29

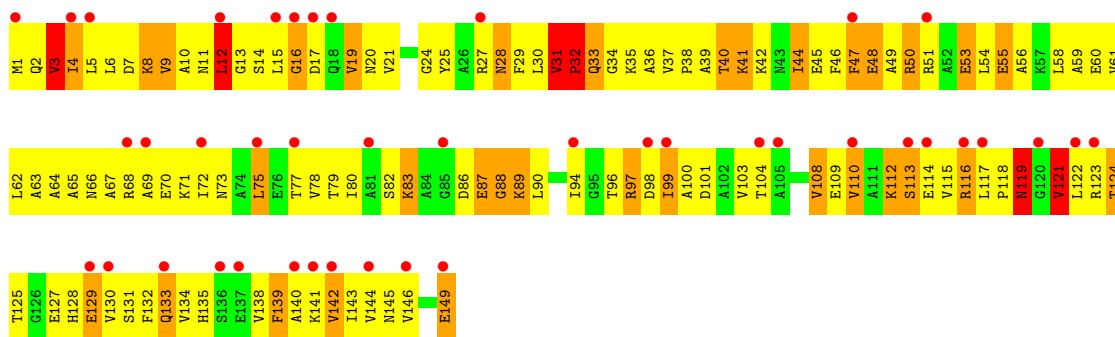




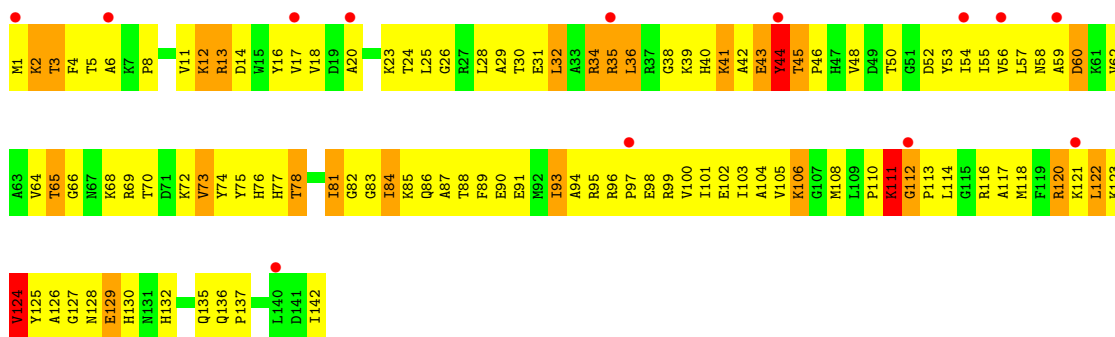
• Molecule 40: 50S ribosomal protein L9



• Molecule 40: 50S ribosomal protein L9

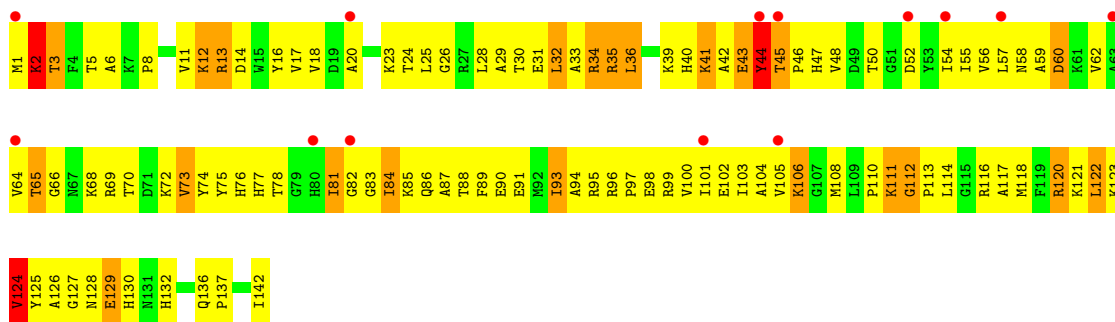


• Molecule 41: 50S ribosomal protein L13

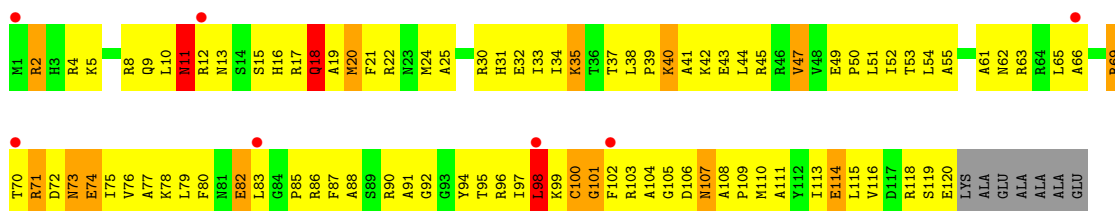


• Molecule 41: 50S ribosomal protein L13

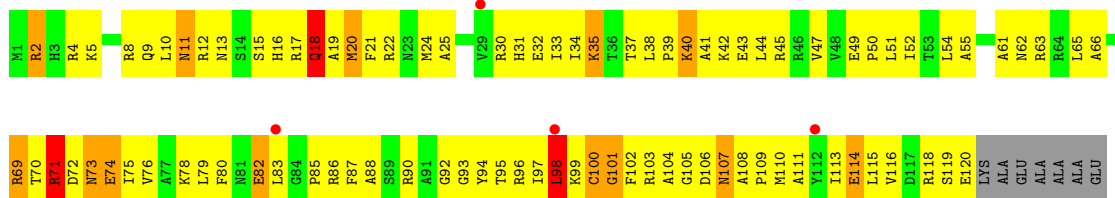





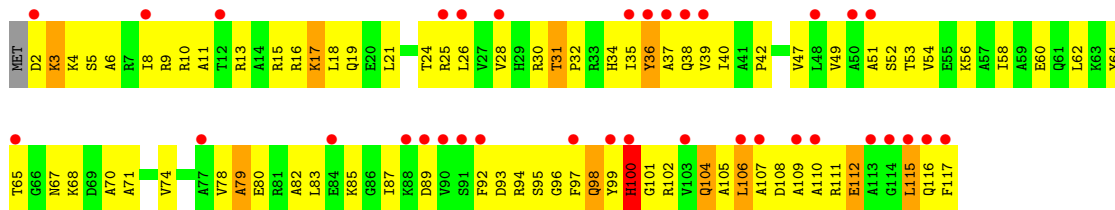
• Molecule 42: 50S ribosomal protein L17




• Molecule 42: 50S ribosomal protein L17




• Molecule 43: 50S ribosomal protein L18




• Molecule 43: 50S ribosomal protein L18

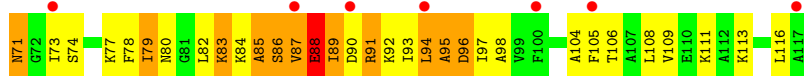




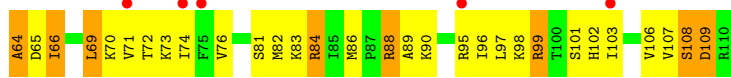
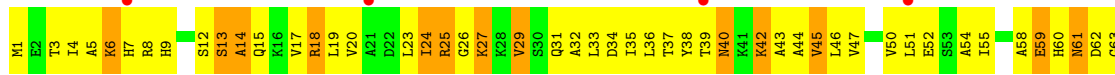
• Molecule 44: 50S ribosomal protein L20




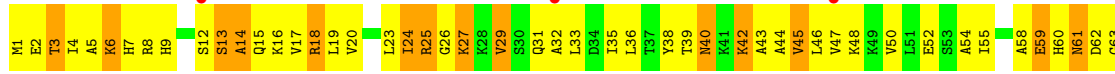
• Molecule 44: 50S ribosomal protein L20



• Molecule 45: 50S ribosomal protein L22

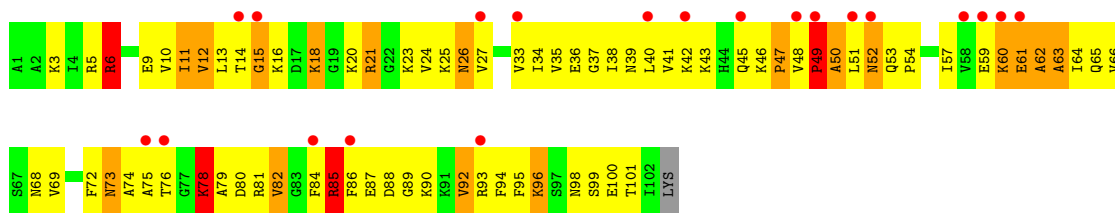


• Molecule 45: 50S ribosomal protein L22

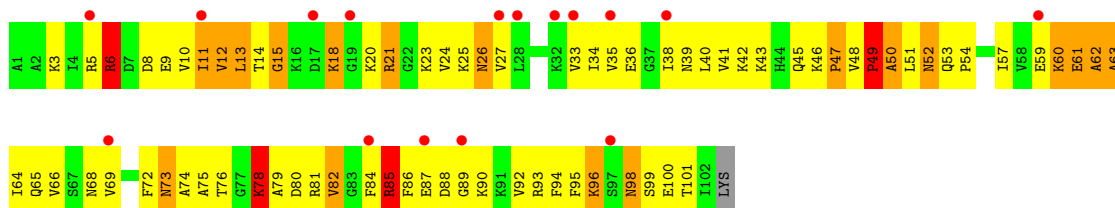


• Molecule 46: 50S ribosomal protein L24

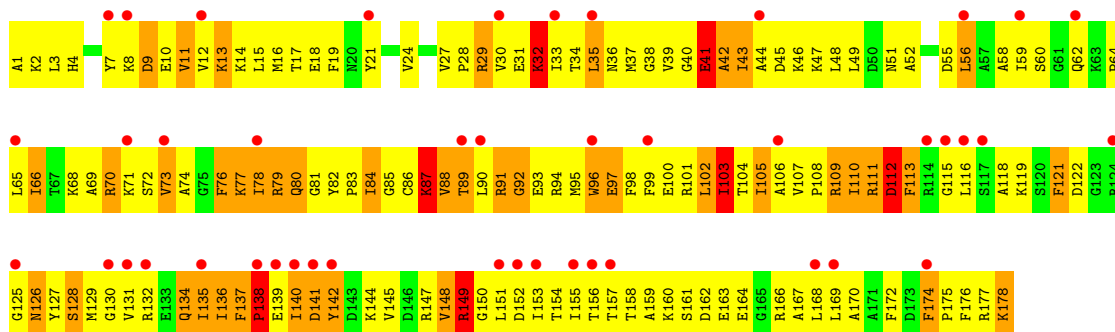
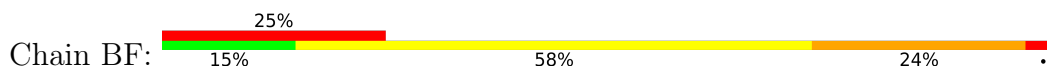




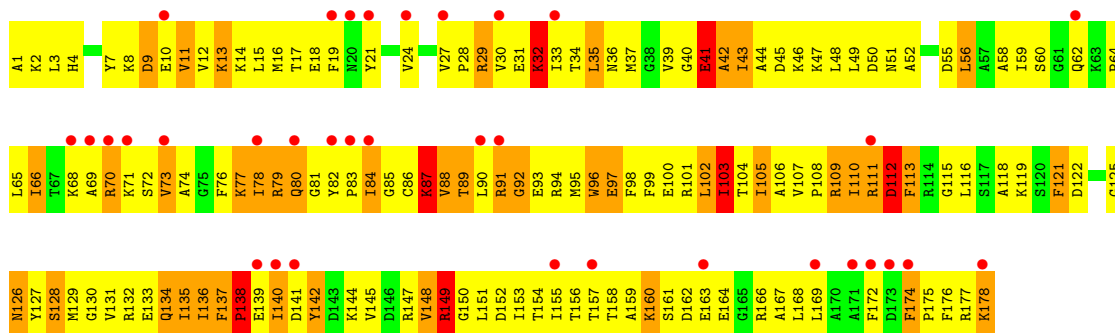
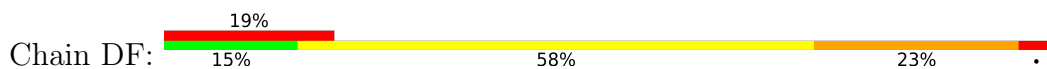
• Molecule 46: 50S ribosomal protein L24




• Molecule 47: 50S ribosomal protein L5

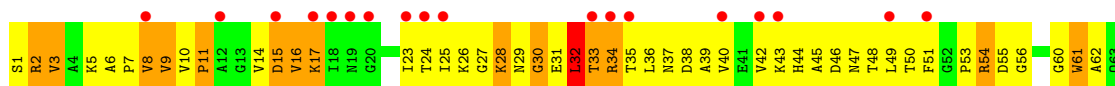


• Molecule 47: 50S ribosomal protein L5

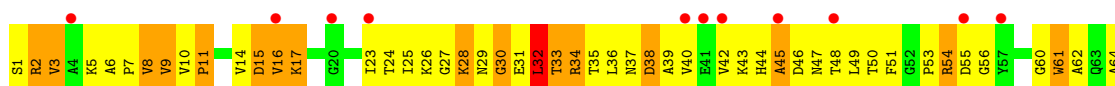


• Molecule 48: 50S ribosomal protein L6

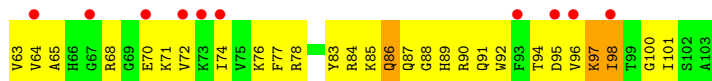
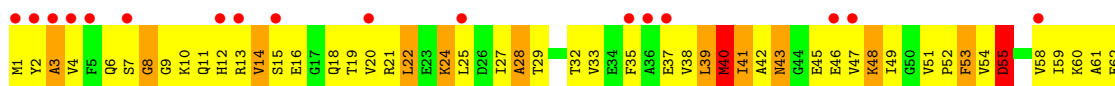




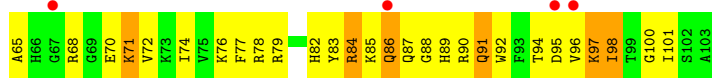
• Molecule 48: 50S ribosomal protein L6



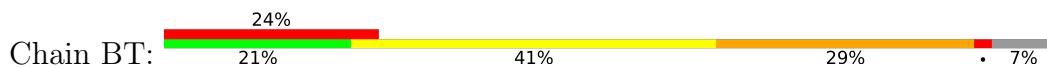
• Molecule 49: 50S ribosomal protein L21

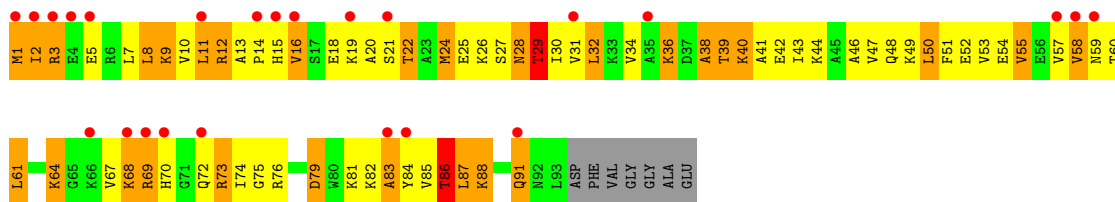


• Molecule 49: 50S ribosomal protein L21

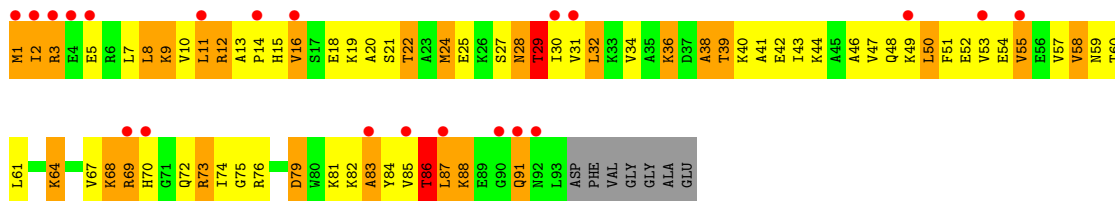
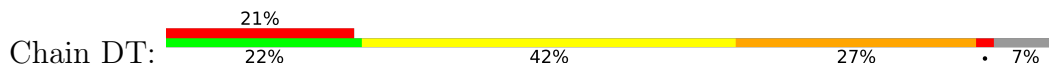


• Molecule 50: 50S ribosomal protein L23

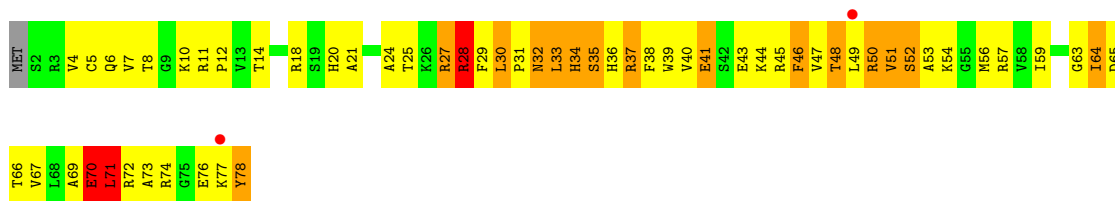




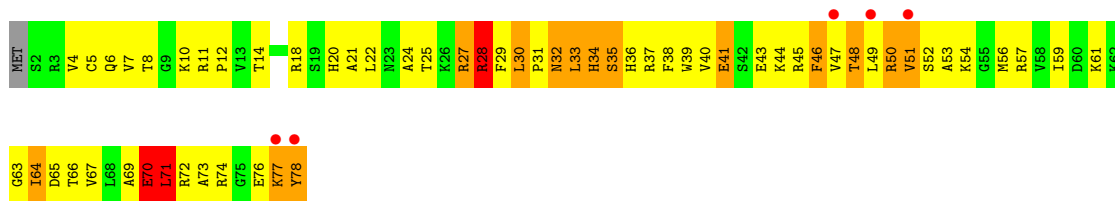
• Molecule 50: 50S ribosomal protein L23



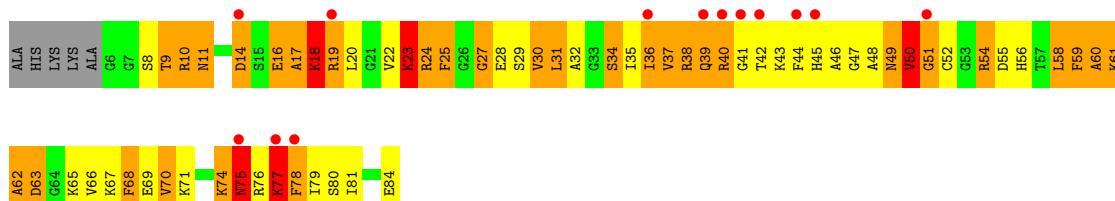
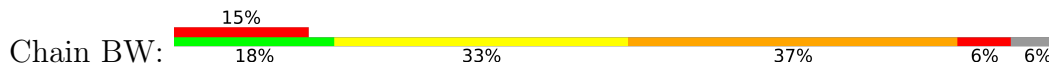
• Molecule 51: 50S ribosomal protein L28



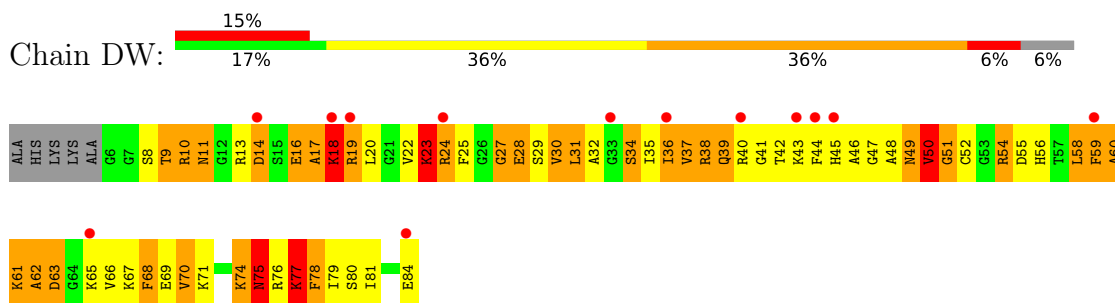
• Molecule 51: 50S ribosomal protein L28



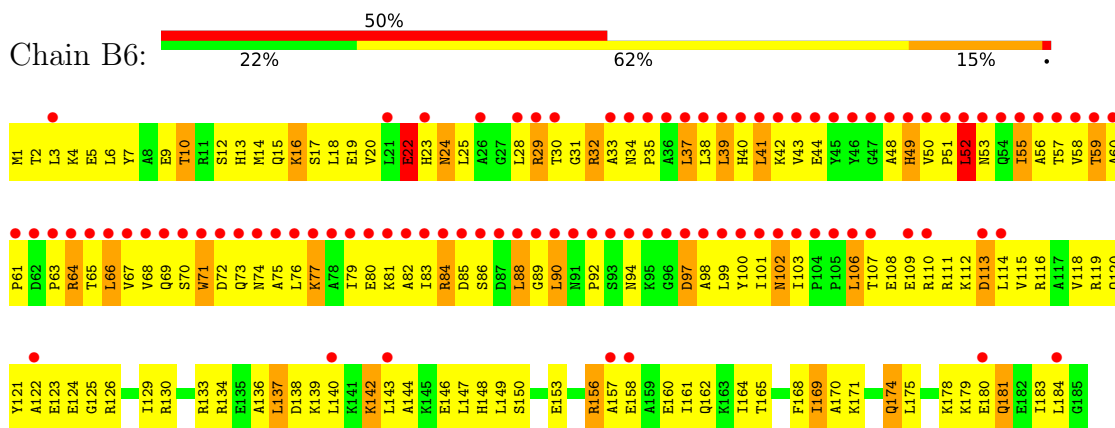
• Molecule 52: 50S ribosomal protein L27



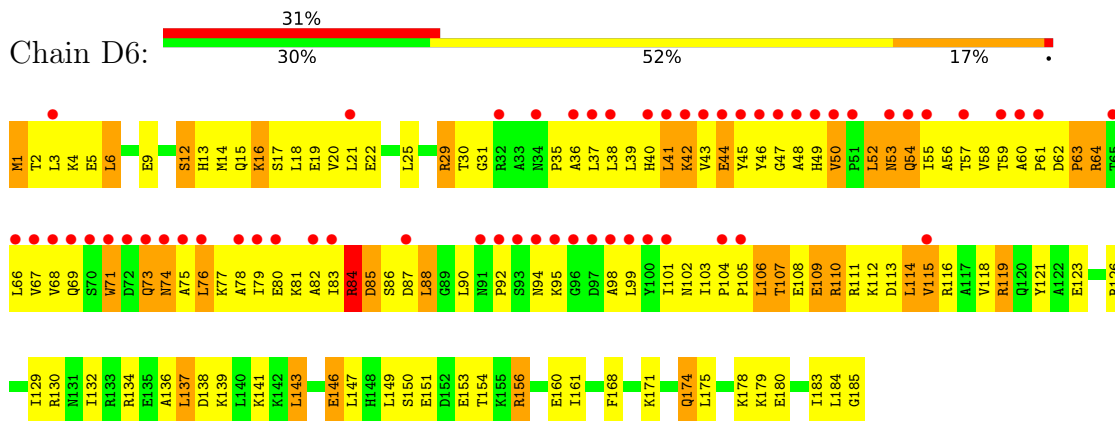
- Molecule 52: 50S ribosomal protein L27



- Molecule 53: ribosome recycling factor



- Molecule 53: ribosome recycling factor



4 Data and refinement statistics

Property	Value	Source
Space group	P 21 21 21	Depositor
Cell constants a, b, c, α , β , γ	207.90Å 378.20Å 736.30Å 90.00° 90.00° 90.00°	Depositor
Resolution (Å)	40.00 – 3.30 82.86 – 3.32	Depositor EDS
% Data completeness (in resolution range)	85.8 (40.00-3.30) 87.2 (82.86-3.32)	Depositor EDS
R_{merge}	0.10	Depositor
R_{sym}	(Not available)	Depositor
$\langle I/\sigma(I) \rangle$ ¹	2.17 (at 3.33Å)	Xtrriage
Refinement program	CNS	Depositor
R, R_{free}	0.275 , 0.304 0.248 , 0.273	Depositor DCC
R_{free} test set	35399 reflections (4.79%)	wwPDB-VP
Wilson B-factor (Å ²)	83.9	Xtrriage
Anisotropy	0.393	Xtrriage
Bulk solvent k_{sol} (e/Å ³), B_{sol} (Å ²)	0.25 , 57.6	EDS
L-test for twinning ²	$\langle L \rangle = 0.49$, $\langle L^2 \rangle = 0.32$	Xtrriage
Estimated twinning fraction	No twinning to report.	Xtrriage
F_o, F_c correlation	0.91	EDS
Total number of atoms	286960	wwPDB-VP
Average B, all atoms (Å ²)	67.0	wwPDB-VP

Xtrriage's analysis on translational NCS is as follows: *The largest off-origin peak in the Patterson function is 1.37% of the height of the origin peak. No significant pseudotranslation is detected.*

¹Intensities estimated from amplitudes.

²Theoretical values of $\langle |L| \rangle$, $\langle L^2 \rangle$ for acentric reflections are 0.5, 0.333 respectively for untwinned datasets, and 0.375, 0.2 for perfectly twinned datasets.

5 Model quality i

5.1 Standard geometry i

Bond lengths and bond angles in the following residue types are not validated in this section: MG, ZN

The Z score for a bond length (or angle) is the number of standard deviations the observed value is removed from the expected value. A bond length (or angle) with $|Z| > 5$ is considered an outlier worth inspection. RMSZ is the root-mean-square of all Z scores of the bond lengths (or angles).

Mol	Chain	Bond lengths		Bond angles	
		RMSZ	# Z >5	RMSZ	# Z >5
1	AA	0.26	0/36762	0.75	11/57350 (0.0%)
1	CA	0.26	0/36762	0.75	18/57350 (0.0%)
2	AC	0.23	0/1651	0.44	0/2225
2	CC	0.23	0/1651	0.45	0/2225
3	AD	0.23	0/1665	0.44	0/2227
3	CD	0.23	0/1665	0.43	0/2227
4	AE	0.23	0/1118	0.46	0/1504
4	CE	0.23	0/1118	0.46	0/1504
5	AF	0.24	0/835	0.45	0/1128
5	CF	0.24	0/835	0.45	0/1128
6	AG	0.23	0/1187	0.45	0/1591
6	CG	0.23	0/1211	0.45	0/1624
7	AH	0.23	0/989	0.44	0/1326
7	CH	0.23	0/989	0.44	0/1326
8	AI	0.24	0/1034	0.46	0/1375
8	CI	0.24	0/1034	0.46	0/1375
9	AJ	0.22	0/796	0.49	0/1077
9	CJ	0.22	0/796	0.49	0/1077
10	AK	0.24	0/893	0.46	0/1205
10	CK	0.24	0/893	0.46	0/1205
11	AL	0.22	0/969	0.48	0/1300
11	CL	0.22	0/969	0.49	0/1300
12	AM	0.21	0/892	0.46	0/1193
12	CM	0.21	0/884	0.45	0/1181
13	AN	0.24	0/785	0.44	0/1043
13	CN	0.24	0/785	0.44	0/1043
14	AO	0.23	0/722	0.47	0/964
14	CO	0.23	0/722	0.47	0/964
15	AP	0.25	0/659	0.45	0/884
15	CP	0.25	0/648	0.45	0/870
16	AQ	0.23	0/657	0.47	0/881
16	CQ	0.24	0/666	0.48	0/892

Mol	Chain	Bond lengths		Bond angles	
		RMSZ	# Z >5	RMSZ	# Z >5
17	AR	0.23	0/462	0.45	0/621
17	CR	0.23	0/462	0.45	0/621
18	AS	0.25	0/652	0.46	0/877
18	CS	0.25	0/660	0.48	0/888
19	AT	0.23	0/671	0.40	0/888
19	CT	0.23	0/671	0.40	0/888
20	AB	0.25	0/1735	0.45	0/2338
20	CB	0.25	0/1735	0.45	0/2338
21	AU	0.26	0/430	0.48	0/570
21	CU	0.26	0/430	0.48	0/570
22	BA	0.25	0/2803	0.74	1/4371 (0.0%)
22	DA	0.25	0/2803	0.74	1/4371 (0.0%)
23	BB	0.28	6/68314 (0.0%)	0.77	55/106569 (0.1%)
23	DB	0.28	8/68314 (0.0%)	0.78	51/106569 (0.0%)
24	BI	0.24	0/1046	0.47	0/1410
24	DI	0.25	0/1046	0.48	0/1410
25	BC	0.22	0/2121	0.48	0/2852
25	DC	0.22	0/2121	0.48	0/2852
26	BD	0.24	0/1586	0.49	0/2134
26	DD	0.24	0/1586	0.49	0/2134
27	BK	0.24	0/939	0.55	0/1258
27	DK	0.24	0/939	0.55	0/1258
28	BP	0.25	0/929	0.50	0/1242
28	DP	0.24	0/929	0.50	0/1242
29	BE	0.24	0/1571	0.51	0/2113
29	DE	0.24	0/1571	0.51	0/2113
30	BY	0.23	0/453	0.50	0/605
30	DY	0.23	0/453	0.50	0/605
31	B0	0.22	0/450	0.56	0/599
31	D0	0.22	0/450	0.56	0/599
32	B4	0.23	0/303	0.47	0/397
32	D4	0.23	0/303	0.47	0/397
33	B1	0.27	0/416	0.49	0/554
33	D1	0.27	0/416	0.49	0/554
34	B3	0.24	0/513	0.47	0/676
34	D3	0.24	0/513	0.47	0/676
35	BV	0.25	0/766	0.43	0/1025
35	DV	0.25	0/766	0.43	0/1025
36	B2	0.26	0/380	0.48	0/498
36	D2	0.26	0/380	0.48	0/498
37	BL	0.23	0/1054	0.49	0/1403
37	DL	0.23	0/1054	0.49	0/1403
38	BM	0.25	0/1093	0.49	0/1460

Mol	Chain	Bond lengths		Bond angles	
		RMSZ	# Z >5	RMSZ	# Z >5
38	DM	0.25	0/1093	0.49	0/1460
39	BX	0.24	0/510	0.52	0/677
39	DX	0.24	0/510	0.52	0/677
40	BH	0.25	0/1122	0.48	0/1515
40	DH	0.25	0/1122	0.49	0/1515
41	BJ	0.23	0/1152	0.48	0/1551
41	DJ	0.23	0/1152	0.48	0/1551
42	BN	0.24	0/973	0.51	0/1301
42	DN	0.24	0/973	0.51	0/1301
43	BO	0.23	0/902	0.49	0/1209
43	DO	0.23	0/902	0.49	0/1209
44	BQ	0.25	0/960	0.49	0/1278
44	DQ	0.25	0/960	0.49	0/1278
45	BS	0.22	0/864	0.52	0/1156
45	DS	0.22	0/864	0.52	0/1156
46	BU	0.25	0/787	0.47	0/1051
46	DU	0.25	0/787	0.47	0/1051
47	BF	0.26	0/1444	0.52	0/1937
47	DF	0.26	0/1444	0.52	0/1937
48	BG	0.23	0/1343	0.48	0/1816
48	DG	0.23	0/1343	0.47	0/1816
49	BR	0.25	0/829	0.49	0/1107
49	DR	0.25	0/829	0.49	0/1107
50	BT	0.23	0/744	0.55	0/994
50	DT	0.23	0/744	0.55	0/994
51	BZ	0.25	0/635	0.52	0/848
51	DZ	0.25	0/635	0.52	0/848
52	BW	0.28	0/603	0.52	0/797
52	DW	0.28	0/603	0.52	0/797
53	B6	0.24	0/1497	0.48	0/2017
53	D6	0.23	0/1497	0.48	0/2017
All	All	0.26	14/309354 (0.0%)	0.70	137/462003 (0.0%)

Chiral center outliers are detected by calculating the chiral volume of a chiral center and verifying if the center is modelled as a planar moiety or with the opposite hand. A planarity outlier is detected by checking planarity of atoms in a peptide group, atoms in a mainchain group or atoms of a sidechain that are expected to be planar.

Mol	Chain	#Chirality outliers	#Planarity outliers
1	AA	0	14
1	CA	0	13
23	BB	0	29

Continued on next page...

Continued from previous page...

Mol	Chain	#Chirality outliers	#Planarity outliers
23	DB	0	29
All	All	0	85

All (14) bond length outliers are listed below:

Mol	Chain	Res	Type	Atoms	Z	Observed(Å)	Ideal(Å)
23	BB	1086	A	C5-C6	-16.41	1.26	1.41
23	DB	1086	A	C5-C6	-16.29	1.26	1.41
23	DB	1088	A	C6-N1	-10.64	1.28	1.35
23	BB	1088	A	C6-N1	-10.54	1.28	1.35
23	DB	1060	U	C2-N3	7.91	1.43	1.37
23	BB	1060	U	C2-N3	7.86	1.43	1.37
23	BB	2181	U	C4'-C3'	-7.35	1.45	1.53
23	DB	1086	A	N7-C5	-6.64	1.35	1.39
23	BB	1086	A	N3-C4	-6.62	1.30	1.34
23	DB	1086	A	N3-C4	-6.55	1.30	1.34
23	BB	1086	A	N7-C5	-6.43	1.35	1.39
23	DB	125	A	C4'-C3'	6.39	1.60	1.53
23	DB	1992	G	C4'-C3'	-5.75	1.46	1.52
23	DB	1509	A	C4'-C3'	-5.05	1.47	1.52

All (137) bond angle outliers are listed below:

Mol	Chain	Res	Type	Atoms	Z	Observed(°)	Ideal(°)
23	DB	2204	G	O5'-P-OP1	-29.30	75.55	110.70
23	BB	2204	G	O5'-P-OP2	-27.99	77.11	110.70
23	BB	2791	G	O5'-P-OP1	-27.68	77.49	110.70
23	DB	2791	G	O5'-P-OP2	-27.63	77.54	110.70
23	DB	2791	G	O5'-P-OP1	18.08	132.40	110.70
23	DB	2204	G	O5'-P-OP2	17.98	132.27	110.70
23	BB	2204	G	O5'-P-OP1	17.95	132.24	110.70
23	BB	2791	G	O5'-P-OP2	17.88	132.16	110.70
23	DB	2790	U	OP2-P-O3'	14.47	137.03	105.20
23	BB	2790	U	OP1-P-O3'	14.44	136.96	105.20
23	DB	2203	U	OP1-P-O3'	14.41	136.90	105.20
23	BB	2203	U	OP2-P-O3'	14.16	136.36	105.20
23	BB	2272	U	C5-C4-O4	-11.66	118.91	125.90
23	DB	2272	U	C5-C4-O4	-11.59	118.95	125.90
1	CA	232	G	C5'-C4'-C3'	-10.01	99.99	116.00
23	DB	745	G	C5'-C4'-C3'	-9.12	101.41	116.00
1	AA	232	G	C5'-C4'-C3'	-8.97	101.65	116.00
23	DB	560	C	C5'-C4'-C3'	-8.70	102.09	116.00

Continued on next page...

Continued from previous page...

Mol	Chain	Res	Type	Atoms	Z	Observed(°)	Ideal(°)
23	DB	1088	A	N1-C6-N6	-8.31	113.62	118.60
23	DB	1350	C	C5'-C4'-C3'	-8.29	102.73	116.00
23	BB	745	G	C5'-C4'-C3'	-8.21	102.87	116.00
23	BB	1088	A	N1-C6-N6	-8.19	113.69	118.60
23	BB	1397	U	C5'-C4'-C3'	-8.15	102.96	116.00
23	DB	773	U	C5'-C4'-C3'	-8.14	102.97	116.00
23	DB	2272	U	N3-C4-O4	-8.14	113.70	119.40
23	BB	1907	G	C4'-C3'-O3'	8.06	129.12	113.00
23	BB	2272	U	N3-C4-O4	-8.04	113.77	119.40
23	DB	1397	U	C5'-C4'-C3'	-7.95	103.27	116.00
23	BB	1350	C	C5'-C4'-C3'	-7.93	103.32	116.00
1	CA	40	C	C5'-C4'-C3'	-7.89	103.38	116.00
23	DB	671	C	C5'-C4'-C3'	-7.70	103.68	116.00
23	BB	560	C	C5'-C4'-C3'	-7.53	103.96	116.00
23	DB	1060	U	C5-C4-O4	-7.32	121.51	125.90
23	BB	1600	C	C5'-C4'-C3'	-7.30	104.32	116.00
1	AA	40	C	C5'-C4'-C3'	-7.27	104.37	116.00
23	BB	1060	U	C5-C4-O4	-7.26	121.54	125.90
23	DB	1600	C	C5'-C4'-C3'	-7.22	104.45	116.00
23	BB	1086	A	C4-C5-C6	7.18	120.59	117.00
23	BB	671	C	C5'-C4'-C3'	-7.17	104.53	116.00
23	DB	1552	A	N9-C1'-C2'	-6.99	104.31	112.00
23	DB	1086	A	C4-C5-C6	6.98	120.49	117.00
23	BB	1552	A	N9-C1'-C2'	-6.95	104.35	112.00
23	BB	773	U	C5'-C4'-C3'	-6.95	104.88	116.00
1	AA	765	G	N9-C1'-C2'	-6.92	104.39	112.00
23	DB	825	A	C5'-C4'-C3'	-6.91	104.94	116.00
1	CA	765	G	N9-C1'-C2'	-6.91	104.40	112.00
23	DB	2619	C	C5'-C4'-C3'	-6.84	105.05	116.00
1	CA	1424	U	C5'-C4'-C3'	-6.81	105.11	116.00
23	BB	2272	U	O4'-C1'-N1	6.79	113.63	108.20
23	DB	2272	U	O4'-C1'-N1	6.78	113.62	108.20
1	CA	765	G	C4'-C3'-O3'	6.78	126.55	113.00
1	AA	438	U	N1-C1'-C2'	-6.68	104.66	112.00
1	CA	438	U	N1-C1'-C2'	-6.64	104.70	112.00
23	DB	690	G	C5'-C4'-C3'	-6.53	105.56	116.00
1	AA	765	G	C4'-C3'-O3'	6.47	125.94	113.00
23	BB	1088	A	C5-C6-N6	6.41	128.82	123.70
23	DB	2733	A	N9-C1'-C2'	-6.40	104.96	112.00
23	DB	1088	A	C5-C6-N6	6.39	128.81	123.70
23	BB	2733	A	N9-C1'-C2'	-6.37	104.99	112.00
23	BB	508	A	C4'-C3'-O3'	-6.36	96.05	109.40

Continued on next page...

Continued from previous page...

Mol	Chain	Res	Type	Atoms	Z	Observed(°)	Ideal(°)
23	DB	2282	G	C5'-C4'-C3'	-6.34	105.85	116.00
23	BB	2282	G	C5'-C4'-C3'	-6.31	105.90	116.00
23	BB	1086	A	C6-C5-N7	-6.29	127.90	132.30
23	DB	508	A	C4'-C3'-O3'	-6.25	96.27	109.40
23	DB	1439	A	N9-C1'-C2'	-6.24	105.14	112.00
23	BB	1439	A	N9-C1'-C2'	-6.22	105.15	112.00
23	DB	1337	G	C5'-C4'-C3'	-6.22	106.05	116.00
1	CA	576	C	O5'-P-OP1	-6.19	100.13	105.70
23	DB	1086	A	C6-C5-N7	-6.18	127.97	132.30
23	BB	1337	G	C5'-C4'-C3'	-6.13	106.19	116.00
23	BB	2619	C	C5'-C4'-C3'	-6.12	106.22	116.00
23	DB	832	U	C5'-C4'-C3'	-6.11	106.23	116.00
1	CA	814	A	C5'-C4'-C3'	6.09	125.75	116.00
23	DB	2108	A	N9-C1'-C2'	-6.08	105.31	112.00
23	BB	1911	U	C4'-C3'-O3'	6.07	125.15	113.00
23	BB	2191	A	C5'-C4'-C3'	-6.05	106.33	116.00
23	BB	690	G	C5'-C4'-C3'	-5.96	106.46	116.00
23	BB	825	A	C5'-C4'-C3'	-5.89	106.58	116.00
23	BB	944	C	C5'-C4'-C3'	-5.88	106.60	116.00
23	BB	104	A	C5'-C4'-C3'	-5.86	106.62	116.00
23	BB	2283	C	O5'-P-OP2	-5.86	100.43	105.70
23	DB	2790	U	O3'-P-O5'	-5.83	92.92	104.00
23	DB	479	A	C4'-C3'-O3'	-5.83	97.16	109.40
23	DB	2203	U	O3'-P-O5'	-5.80	92.97	104.00
23	BB	832	U	C5'-C4'-C3'	-5.76	106.78	116.00
23	DB	944	C	C5'-C4'-C3'	-5.75	106.80	116.00
1	CA	31	G	C5'-C4'-C3'	-5.72	106.84	116.00
23	BB	479	A	C4'-C3'-O3'	-5.69	97.44	109.40
23	BB	1060	U	N1-C2-O2	-5.65	118.84	122.80
23	DB	1060	U	N1-C2-O2	-5.61	118.88	122.80
23	DB	2282	G	C2'-C3'-O3'	5.58	122.63	113.70
23	BB	2790	U	O3'-P-O5'	-5.57	93.41	104.00
22	DA	96	G	C5'-C4'-C3'	-5.57	107.08	116.00
1	CA	408	A	C5'-C4'-C3'	-5.53	107.16	116.00
23	DB	2471	A	C5'-C4'-C3'	-5.52	107.16	116.00
23	DB	1086	A	C2-N3-C4	-5.51	107.84	110.60
1	CA	95	C	C5'-C4'-C3'	-5.51	107.19	116.00
1	CA	1250	A	C5'-C4'-C3'	5.50	124.80	116.00
1	CA	1534	A	C2'-C3'-O3'	-5.50	97.40	109.50
23	BB	1086	A	C2-N3-C4	-5.47	107.86	110.60
23	DB	1344	U	C5'-C4'-C3'	-5.46	107.26	116.00
1	AA	814	A	C5'-C4'-C3'	5.45	124.73	116.00

Continued on next page...

Continued from previous page...

Mol	Chain	Res	Type	Atoms	Z	Observed(°)	Ideal(°)
22	BA	96	G	C5'-C4'-C3'	-5.44	107.30	116.00
1	AA	101	A	C5'-C4'-C3'	-5.43	107.31	116.00
1	CA	1432	G	C5'-C4'-C3'	-5.43	107.31	116.00
23	BB	461	C	C5'-C4'-C3'	-5.41	107.34	116.00
23	BB	242	G	C4'-C3'-O3'	-5.40	98.05	109.40
23	BB	2471	A	C5'-C4'-C3'	-5.40	107.36	116.00
23	DB	1060	U	N3-C2-O2	5.37	125.96	122.20
1	AA	1250	A	C5'-C4'-C3'	5.36	124.58	116.00
23	BB	2282	G	C2'-C3'-O3'	5.36	122.28	113.70
23	BB	1060	U	N3-C2-O2	5.32	125.93	122.20
23	BB	2203	U	O3'-P-O5'	-5.32	93.89	104.00
1	CA	101	A	C5'-C4'-C3'	-5.32	107.49	116.00
23	BB	1344	U	C5'-C4'-C3'	-5.31	107.51	116.00
23	DB	2894	G	N9-C1'-C2'	-5.29	106.18	112.00
1	CA	407	U	C5'-C4'-C3'	-5.28	107.55	116.00
1	AA	408	A	C5'-C4'-C3'	-5.27	107.57	116.00
1	AA	86	G	N9-C1'-C2'	5.25	120.82	114.00
23	BB	2894	G	N9-C1'-C2'	-5.24	106.24	112.00
23	DB	751	A	C5'-C4'-C3'	-5.23	107.63	116.00
23	DB	242	G	C4'-C3'-O3'	-5.20	98.48	109.40
1	CA	819	A	C5'-C4'-C3'	5.19	124.31	116.00
23	DB	375	G	C5'-C4'-C3'	-5.17	107.74	116.00
23	BB	595	C	C5'-C4'-C3'	-5.16	107.74	116.00
1	CA	366	A	C4'-C3'-C2'	5.15	107.75	102.60
23	DB	1453	A	C5'-C4'-C3'	-5.14	107.77	116.00
23	BB	1907	G	C4'-C3'-C2'	5.13	107.73	102.60
23	DB	1926	U	C5'-C4'-C3'	-5.12	107.80	116.00
23	DB	2156	G	C4'-C3'-O3'	5.12	123.24	113.00
23	DB	595	C	C5'-C4'-C3'	-5.09	107.86	116.00
23	DB	461	C	C5'-C4'-C3'	-5.07	107.89	116.00
1	AA	1409	C	C5'-C4'-C3'	-5.05	107.91	116.00
23	BB	2199	A	C5'-C4'-C3'	-5.05	107.92	116.00
23	BB	1660	G	C5'-C4'-C3'	-5.04	107.94	116.00
23	BB	2103	C	N1-C1'-C2'	5.03	120.54	114.00
23	BB	1280	G	C5'-C4'-C3'	-5.00	108.00	116.00

There are no chirality outliers.

All (85) planarity outliers are listed below:

Mol	Chain	Res	Type	Group
1	AA	1331	G	Sidechain
1	AA	1432	G	Sidechain

Continued on next page...

Continued from previous page...

Mol	Chain	Res	Type	Group
1	AA	1441	A	Sidechain
1	AA	187	G	Sidechain
1	AA	281	G	Sidechain
1	AA	324	G	Sidechain
1	AA	437	U	Sidechain
1	AA	438	U	Sidechain
1	AA	450	G	Sidechain
1	AA	496	A	Sidechain
1	AA	521	G	Sidechain
1	AA	575	G	Sidechain
1	AA	703	G	Sidechain
1	AA	81	A	Sidechain
23	BB	1060	U	Sidechain
23	BB	1086	A	Sidechain
23	BB	1088	A	Sidechain
23	BB	1419	A	Sidechain
23	BB	1439	A	Sidechain
23	BB	1546	G	Sidechain
23	BB	1572	A	Sidechain
23	BB	1828	G	Sidechain
23	BB	1964	G	Sidechain
23	BB	2062	A	Sidechain
23	BB	221	A	Sidechain
23	BB	222	A	Sidechain
23	BB	2272	U	Sidechain
23	BB	2471	A	Sidechain
23	BB	2503	A	Sidechain
23	BB	2638	G	Sidechain
23	BB	2733	A	Sidechain
23	BB	2770	G	Sidechain
23	BB	2848	G	Sidechain
23	BB	2868	A	Sidechain
23	BB	299	A	Sidechain
23	BB	3	U	Sidechain
23	BB	361	G	Sidechain
23	BB	500	G	Sidechain
23	BB	51	G	Sidechain
23	BB	630	G	Sidechain
23	BB	633	A	Sidechain
23	BB	727	A	Sidechain
23	BB	757	G	Sidechain
1	CA	1331	G	Sidechain

Continued on next page...

Continued from previous page...

Mol	Chain	Res	Type	Group
1	CA	1432	G	Sidechain
1	CA	1441	A	Sidechain
1	CA	187	G	Sidechain
1	CA	281	G	Sidechain
1	CA	324	G	Sidechain
1	CA	437	U	Sidechain
1	CA	438	U	Sidechain
1	CA	450	G	Sidechain
1	CA	496	A	Sidechain
1	CA	521	G	Sidechain
1	CA	575	G	Sidechain
1	CA	703	G	Sidechain
23	DB	1047	G	Sidechain
23	DB	1060	U	Sidechain
23	DB	1086	A	Sidechain
23	DB	1088	A	Sidechain
23	DB	1419	A	Sidechain
23	DB	1439	A	Sidechain
23	DB	1546	G	Sidechain
23	DB	1572	A	Sidechain
23	DB	1828	G	Sidechain
23	DB	1964	G	Sidechain
23	DB	2062	A	Sidechain
23	DB	2108	A	Sidechain
23	DB	221	A	Sidechain
23	DB	222	A	Sidechain
23	DB	2272	U	Sidechain
23	DB	2471	A	Sidechain
23	DB	2503	A	Sidechain
23	DB	2638	G	Sidechain
23	DB	2733	A	Sidechain
23	DB	2770	G	Sidechain
23	DB	2848	G	Sidechain
23	DB	2868	A	Sidechain
23	DB	299	A	Sidechain
23	DB	500	G	Sidechain
23	DB	51	G	Sidechain
23	DB	630	G	Sidechain
23	DB	633	A	Sidechain
23	DB	727	A	Sidechain
23	DB	757	G	Sidechain

5.2 Too-close contacts [i](#)

In the following table, the Non-H and H(model) columns list the number of non-hydrogen atoms and hydrogen atoms in the chain respectively. The H(added) column lists the number of hydrogen atoms added and optimized by MolProbity. The Clashes column lists the number of clashes within the asymmetric unit, whereas Symm-Clashes lists symmetry-related clashes.

Mol	Chain	Non-H	H(model)	H(added)	Clashes	Symm-Clashes
1	AA	32831	0	16521	1174	0
1	CA	32831	0	16521	1151	0
2	AC	1624	0	1699	141	0
2	CC	1624	0	1699	138	0
3	AD	1643	0	1710	151	0
3	CD	1643	0	1710	155	0
4	AE	1105	0	1148	107	0
4	CE	1105	0	1148	102	0
5	AF	817	0	808	85	0
5	CF	817	0	808	82	0
6	AG	1174	0	1230	102	0
6	CG	1196	0	1246	91	0
7	AH	979	0	1034	62	0
7	CH	979	0	1034	62	0
8	AI	1022	0	1070	123	0
8	CI	1022	0	1070	126	0
9	AJ	786	0	828	76	0
9	CJ	786	0	828	76	0
10	AK	877	0	887	84	0
10	CK	877	0	887	73	0
11	AL	955	0	1019	85	0
11	CL	955	0	1019	92	0
12	AM	883	0	944	104	0
12	CM	876	0	937	109	0
13	AN	774	0	827	96	0
13	CN	774	0	827	95	0
14	AO	714	0	734	46	0
14	CO	714	0	734	51	0
15	AP	649	0	666	60	0
15	CP	638	0	656	60	0
16	AQ	648	0	691	64	0
16	CQ	657	0	702	65	0
17	AR	455	0	478	36	0
17	CR	455	0	478	37	0
18	AS	637	0	665	89	0
18	CS	644	0	675	91	0
19	AT	665	0	714	45	0

Continued on next page...

Continued from previous page...

Mol	Chain	Non-H	H(model)	H(added)	Clashes	Symm-Clashes
19	CT	665	0	714	44	0
20	AB	1704	0	1732	195	0
20	CB	1704	0	1732	198	0
21	AU	425	0	449	69	0
21	CU	425	0	449	68	0
22	BA	2507	0	1270	89	0
22	DA	2507	0	1270	83	0
23	BB	60995	0	30679	2163	0
23	DB	60995	0	30677	2184	0
24	BI	1032	0	1088	112	0
24	DI	1032	0	1088	183	0
25	BC	2082	0	2157	232	0
25	DC	2082	0	2157	232	0
26	BD	1565	0	1616	186	0
26	DD	1565	0	1616	184	0
27	BK	930	0	1000	110	0
27	DK	930	0	1000	113	0
28	BP	917	0	965	136	0
28	DP	917	0	965	145	0
29	BE	1552	0	1619	188	0
29	DE	1552	0	1619	191	0
30	BY	449	0	491	52	0
30	DY	449	0	491	52	0
31	B0	444	0	461	39	0
31	D0	444	0	461	31	0
32	B4	302	0	340	50	0
32	D4	302	0	340	53	0
33	B1	409	0	440	51	0
33	D1	409	0	440	43	0
34	B3	504	0	574	54	0
34	D3	504	0	574	57	0
35	BV	753	0	780	86	0
35	DV	753	0	780	84	0
36	B2	377	0	418	34	0
36	D2	377	0	418	32	0
37	BL	1045	0	1117	138	0
37	DL	1045	0	1117	144	0
38	BM	1074	0	1157	120	0
38	DM	1074	0	1157	118	0
39	BX	509	0	543	56	0
39	DX	509	0	543	58	0
40	BH	1111	0	1148	220	0

Continued on next page...

Continued from previous page...

Mol	Chain	Non-H	H(model)	H(added)	Clashes	Symm-Clashes
40	DH	1111	0	1148	161	0
41	BJ	1129	0	1162	156	0
41	DJ	1129	0	1162	161	0
42	BN	960	0	1000	111	0
42	DN	960	0	1000	108	0
43	BO	892	0	923	76	0
43	DO	892	0	923	81	0
44	BQ	947	0	1022	125	0
44	DQ	947	0	1022	136	0
45	BS	857	0	922	94	0
45	DS	857	0	922	93	0
46	BU	779	0	834	111	0
46	DU	779	0	834	111	0
47	BF	1420	0	1460	242	0
47	DF	1420	0	1460	233	0
48	BG	1323	0	1374	158	0
48	DG	1323	0	1374	159	0
49	BR	816	0	839	85	0
49	DR	816	0	839	96	0
50	BT	738	0	807	120	0
50	DT	738	0	807	115	0
51	BZ	625	0	652	63	0
51	DZ	625	0	652	61	0
52	BW	596	0	610	138	0
52	DW	596	0	610	152	0
53	B6	1478	0	1526	204	0
53	D6	1478	0	1526	177	0
54	AA	60	0	0	0	0
54	BB	110	0	0	0	0
54	CA	61	0	0	0	0
54	CE	1	0	0	0	0
54	DB	111	0	0	0	0
55	B4	1	0	0	0	0
55	D4	1	0	0	0	0
56	AA	289	0	0	1	0
56	AE	4	0	0	0	0
56	AK	1	0	0	0	0
56	AL	1	0	0	0	0
56	AN	3	0	0	0	0
56	AP	1	0	0	0	0
56	AT	1	0	0	0	0
56	B2	1	0	0	0	0

Continued on next page...

Continued from previous page...

Mol	Chain	Non-H	H(model)	H(added)	Clashes	Symm-Clashes
56	BB	495	0	0	5	0
56	BC	4	0	0	0	0
56	BD	1	0	0	0	0
56	BE	3	0	0	0	0
56	BL	1	0	0	0	0
56	BT	1	0	0	0	0
56	CA	300	0	0	0	0
56	CE	2	0	0	0	0
56	CK	1	0	0	0	0
56	CL	1	0	0	0	0
56	CN	4	0	0	0	0
56	CT	1	0	0	0	0
56	DB	505	0	0	7	0
56	DC	4	0	0	1	0
56	DD	1	0	0	0	0
56	DE	2	0	0	0	0
All	All	286960	0	193714	16198	0

The all-atom clashscore is defined as the number of clashes found per 1000 atoms (including hydrogen atoms). The all-atom clashscore for this structure is 34.

All (16198) close contacts within the same asymmetric unit are listed below, sorted by their clash magnitude.

Atom-1	Atom-2	Interatomic distance (Å)	Clash overlap (Å)
23:DB:1099:G:H8	24:DI:3:LYS:N	1.39	1.17
13:CN:63:CYS:HB3	13:CN:67:GLY:H	1.09	1.16
13:AN:63:CYS:HB3	13:AN:67:GLY:H	1.05	1.15
10:AK:124:LYS:HA	21:AU:34:ARG:HB3	1.27	1.14
29:DE:21:ARG:HD2	29:DE:107:SER:HB3	1.30	1.13
10:CK:124:LYS:HA	21:CU:34:ARG:HB3	1.26	1.12
23:BB:855:G:H21	52:BW:23:LYS:HG2	1.08	1.11
37:BL:143:GLU:HG2	37:BL:144:GLU:H	1.13	1.11
29:BE:21:ARG:HD2	29:BE:107:SER:HB3	1.29	1.11
2:AC:78:LYS:HG3	2:AC:81:GLU:HG2	1.35	1.08
26:DD:148:GLN:HG3	26:DD:152:PRO:HG2	1.33	1.08
40:BH:83:LYS:HA	40:BH:148:ALA:HA	1.33	1.08
26:BD:148:GLN:HG3	26:BD:152:PRO:HG2	1.33	1.08
1:AA:82:G:H3'	1:AA:83:C:H4'	1.19	1.07
23:DB:1099:G:C8	24:DI:3:LYS:N	2.23	1.07
37:DL:143:GLU:HG2	37:DL:144:GLU:H	1.10	1.06
26:DD:106:LYS:HB3	26:DD:206:ALA:H	1.18	1.05

Continued on next page...

Continued from previous page...

Atom-1	Atom-2	Interatomic distance (Å)	Clash overlap (Å)
2:CC:78:LYS:HG3	2:CC:81:GLU:HG2	1.37	1.05
47:BF:115:GLY:HA3	47:BF:177:ARG:HD2	1.38	1.05
9:AJ:53:ILE:HG22	9:AJ:61:ALA:HB1	1.37	1.05
5:AF:3:HIS:HB2	5:AF:92:THR:HA	1.38	1.04
25:DC:144:GLU:HA	25:DC:151:GLY:HA2	1.37	1.04
8:AI:25:GLY:HA3	8:AI:57:VAL:HA	1.38	1.04
48:BG:102:ILE:HG13	48:BG:116:LEU:HD11	1.37	1.04
5:AF:92:THR:HG22	5:AF:94:HIS:H	1.22	1.04
26:BD:106:LYS:HB3	26:BD:206:ALA:H	1.19	1.04
23:DB:855:G:H21	52:DW:23:LYS:HG2	1.18	1.04
47:DF:45:ASP:HB3	47:DF:48:LEU:HD22	1.40	1.04
48:DG:102:ILE:HG13	48:DG:116:LEU:HD11	1.38	1.04
23:DB:1098:A:H3'	24:DI:3:LYS:HA	1.40	1.03
47:DF:115:GLY:HA3	47:DF:177:ARG:HD2	1.39	1.03
4:CE:158:LYS:HZ1	7:CH:63:LYS:HD3	1.21	1.03
47:BF:62:GLN:HG3	47:BF:91:ARG:HH11	1.24	1.02
25:BC:144:GLU:HA	25:BC:151:GLY:HA2	1.40	1.02
8:CI:25:GLY:HA3	8:CI:57:VAL:HA	1.39	1.02
5:CF:3:HIS:HB2	5:CF:92:THR:HA	1.39	1.01
40:DH:125:THR:HA	40:DH:146:VAL:HB	1.41	1.01
40:DH:31:VAL:HB	40:DH:32:PRO:HD2	1.42	1.01
40:BH:31:VAL:HB	40:BH:32:PRO:HD2	1.41	1.01
47:DF:62:GLN:HG3	47:DF:91:ARG:HH11	1.23	1.01
47:BF:45:ASP:HB3	47:BF:48:LEU:HD22	1.42	1.00
40:DH:77:THR:HG22	40:DH:143:ILE:HB	1.43	1.00
4:AE:158:LYS:HZ1	7:AH:63:LYS:HD3	1.25	1.00
23:DB:126:A:H5'	36:D2:19:ARG:HG3	1.40	1.00
42:BN:101:GLY:HA2	42:BN:110:MET:H	1.25	1.00
23:BB:2787:C:H1'	26:BD:63:PRO:HG3	1.42	1.00
23:DB:138:U:H4'	23:DB:139:U:H2'	1.43	1.00
23:DB:1099:G:O5'	24:DI:4:VAL:N	1.94	1.00
42:DN:101:GLY:HA2	42:DN:110:MET:H	1.25	0.99
20:AB:202:ASN:HD22	20:AB:204:ASP:H	1.04	0.99
43:DO:49:VAL:HG21	43:DO:82:ALA:HB2	1.44	0.99
23:DB:1283:G:H22	23:DB:1286:A:H5'	1.27	0.99
30:BY:8:GLN:HG2	30:BY:31:ILE:HA	1.44	0.99
8:CI:51:LEU:HB3	8:CI:56:MET:HG2	1.43	0.99
23:DB:27:G:H22	23:DB:512:G:H2'	1.28	0.99
53:B6:44:GLU:HA	53:B6:49:HIS:HA	1.42	0.99
53:B6:42:LYS:HA	53:B6:51:PRO:HA	1.42	0.99
23:DB:1098:A:H3'	24:DI:3:LYS:CA	1.91	0.99

Continued on next page...

Continued from previous page...

Atom-1	Atom-2	Interatomic distance (Å)	Clash overlap (Å)
30:DY:8:GLN:HG2	30:DY:31:ILE:HA	1.41	0.99
53:D6:35:PRO:HD3	53:D6:60:ALA:HB2	1.43	0.99
40:BH:83:LYS:HB2	40:BH:91:PHE:HB2	1.44	0.98
40:BH:90:LEU:HG	40:BH:146:VAL:HG11	1.45	0.98
26:BD:10:GLY:HA3	26:BD:26:VAL:H	1.28	0.98
23:BB:460:A:H4'	50:BT:72:GLN:HB2	1.44	0.98
43:BO:49:VAL:HG21	43:BO:82:ALA:HB2	1.45	0.98
1:AA:981:U:H4'	13:AN:60:ARG:HD2	1.45	0.98
23:BB:27:G:H22	23:BB:512:G:H2'	1.29	0.98
23:BB:1283:G:H22	23:BB:1286:A:H5'	1.27	0.98
23:BB:2269:G:H4'	52:BW:19:ARG:HH12	1.24	0.98
26:DD:10:GLY:HA3	26:DD:26:VAL:H	1.29	0.98
53:B6:84:ARG:HA	53:B6:89:GLY:HA2	1.44	0.98
21:CU:24:LYS:HD2	21:CU:25:ALA:H	1.29	0.98
9:CJ:53:ILE:HG22	9:CJ:61:ALA:HB1	1.40	0.97
5:CF:92:THR:HG22	5:CF:94:HIS:H	1.24	0.97
21:AU:40:PRO:HA	21:AU:44:ARG:HD2	1.45	0.97
20:CB:202:ASN:HD22	20:CB:204:ASP:H	1.06	0.97
48:DG:10:VAL:HG13	48:DG:14:VAL:HB	1.46	0.97
1:AA:203:G:H1'	1:AA:465:A:H62	1.28	0.97
18:AS:30:LEU:HD12	18:AS:48:ILE:HG12	1.46	0.97
13:CN:60:ARG:HD2	1:CA:981:U:H4'	1.45	0.97
23:DB:1080:A:H4'	24:DI:126:ARG:HD3	1.47	0.97
39:BX:29:ARG:HH12	50:BT:12:ARG:HA	1.29	0.97
51:DZ:54:LYS:HA	51:DZ:57:ARG:HD3	1.46	0.97
8:AI:94:ARG:HH11	8:AI:94:ARG:HB3	1.30	0.96
40:DH:46:PHE:HA	40:DH:50:ARG:HH21	1.29	0.96
52:BW:9:THR:HG23	52:BW:10:ARG:HD3	1.47	0.96
21:CU:36:PHE:HB3	21:CU:40:PRO:HD3	1.47	0.96
7:AH:58:LEU:HD21	7:AH:60:LEU:HD13	1.47	0.96
21:CU:16:ARG:HH22	21:CU:19:LYS:HZ2	1.10	0.96
35:DV:42:LEU:HD23	35:DV:42:LEU:H	1.29	0.96
53:D6:106:LEU:HG	53:D6:111:ARG:HE	1.29	0.96
26:BD:5:VAL:H	26:BD:32:ASN:HD21	1.00	0.96
23:BB:1203:U:H1'	37:BL:4:ASN:HD21	1.30	0.96
40:BH:125:THR:HA	40:BH:146:VAL:HB	1.46	0.96
25:DC:144:GLU:HG3	25:DC:151:GLY:H	1.31	0.96
8:AI:51:LEU:HB3	8:AI:56:MET:HG2	1.44	0.96
41:DJ:81:ILE:HG23	41:DJ:82:GLY:H	1.31	0.95
28:DP:4:ILE:HG22	28:DP:5:LYS:H	1.29	0.95
23:DB:1024:G:H3'	23:DB:1025:G:H5''	1.48	0.95

Continued on next page...

Continued from previous page...

Atom-1	Atom-2	Interatomic distance (Å)	Clash overlap (Å)
21:AU:36:PHE:HB3	21:AU:40:PRO:HD3	1.47	0.95
23:BB:1141:U:H4'	23:BB:1142:A:O4'	1.67	0.95
3:AD:25:ARG:HH11	3:AD:26:ALA:H	1.15	0.95
28:BP:4:ILE:HG22	28:BP:5:LYS:H	1.29	0.95
40:BH:134:VAL:HG13	40:BH:135:HIS:H	1.31	0.95
7:CH:58:LEU:HD21	7:CH:60:LEU:HD13	1.48	0.95
26:DD:29:VAL:HB	26:DD:98:VAL:HG22	1.49	0.95
53:B6:38:LEU:HD12	53:B6:66:LEU:HD22	1.46	0.95
42:DN:37:THR:HG22	42:DN:39:PRO:HD2	1.49	0.95
18:CS:30:LEU:HD12	18:CS:48:ILE:HG12	1.45	0.94
23:DB:1141:U:H4'	23:DB:1142:A:O4'	1.66	0.94
32:B4:2:LYS:HD2	32:B4:4:ARG:HE	1.31	0.94
23:BB:1024:G:H3'	23:BB:1025:G:H5''	1.49	0.94
21:CU:40:PRO:HA	21:CU:44:ARG:HD2	1.45	0.94
26:DD:5:VAL:H	26:DD:32:ASN:HD21	1.04	0.94
20:AB:46:VAL:HG13	20:AB:47:PRO:HD3	1.49	0.94
26:BD:151:THR:HB	26:BD:152:PRO:HD3	1.47	0.94
28:BP:91:VAL:HG11	28:BP:96:LEU:HD11	1.50	0.94
44:BQ:91:ARG:HH12	49:BR:10:LYS:HB3	1.31	0.94
1:AA:203:G:H1'	1:AA:465:A:N6	1.82	0.94
20:AB:202:ASN:ND2	20:AB:204:ASP:H	1.66	0.94
26:BD:9:VAL:HA	26:BD:197:THR:HG23	1.47	0.94
37:BL:124:GLY:N	37:BL:143:GLU:HG3	1.83	0.94
48:BG:10:VAL:HG13	48:BG:14:VAL:HB	1.45	0.94
15:CP:4:ILE:HG12	15:CP:21:VAL:HG22	1.48	0.93
1:CA:699:C:H2'	1:CA:700:G:H5''	1.50	0.93
51:BZ:54:LYS:HA	51:BZ:57:ARG:HD3	1.47	0.93
26:DD:9:VAL:HA	26:DD:197:THR:HG23	1.51	0.93
42:DN:101:GLY:HA2	42:DN:110:MET:N	1.83	0.93
1:AA:600:A:H5''	7:AH:88:LYS:HD2	1.50	0.93
44:DQ:91:ARG:HH12	49:DR:10:LYS:HB3	1.31	0.93
23:BB:1309:G:H4'	36:B2:7:PRO:HB2	1.50	0.93
28:DP:91:VAL:HG11	28:DP:96:LEU:HD11	1.49	0.93
47:BF:36:ASN:HA	47:BF:87:LYS:HA	1.49	0.93
7:CH:88:LYS:HD2	1:CA:600:A:H5''	1.49	0.93
26:DD:151:THR:HB	26:DD:152:PRO:HD3	1.48	0.93
20:CB:46:VAL:HG13	20:CB:47:PRO:HD3	1.49	0.93
45:DS:24:ILE:HG22	45:DS:71:VAL:HG11	1.51	0.93
46:DU:73:ASN:HD21	46:DU:76:THR:H	1.15	0.93
47:DF:36:ASN:HA	47:DF:87:LYS:HA	1.51	0.93
48:DG:30:GLY:HA3	48:DG:78:VAL:HA	1.50	0.93

Continued on next page...

Continued from previous page...

Atom-1	Atom-2	Interatomic distance (Å)	Clash overlap (Å)
37:DL:124:GLY:N	37:DL:143:GLU:HG3	1.83	0.93
1:AA:699:C:H2'	1:AA:700:G:H5''	1.49	0.93
41:BJ:81:ILE:HG23	41:BJ:82:GLY:H	1.31	0.93
15:CP:28:ARG:HD3	15:CP:29:ASN:H	1.34	0.93
53:D6:74:ASN:H	53:D6:74:ASN:HD22	1.16	0.93
23:DB:2471:A:HO2'	23:DB:2472:G:H8	0.94	0.92
3:AD:173:ASP:HB3	3:AD:178:GLU:HB2	1.50	0.92
29:BE:108:ILE:HD11	29:BE:181:ILE:HG13	1.52	0.92
50:BT:11:LEU:HD21	50:BT:46:ALA:HB1	1.47	0.92
1:CA:203:G:H1'	1:CA:465:A:H62	1.30	0.92
42:BN:101:GLY:HA2	42:BN:110:MET:N	1.84	0.92
48:BG:30:GLY:HA3	48:BG:78:VAL:HA	1.49	0.92
20:CB:202:ASN:ND2	20:CB:204:ASP:H	1.67	0.92
52:DW:9:THR:HG23	52:DW:10:ARG:HD3	1.47	0.92
1:AA:72:A:H61	1:AA:98:A:H2	1.16	0.92
23:BB:958:U:H3	38:BM:16:ARG:HB3	1.32	0.92
23:BB:2471:A:HO2'	23:BB:2472:G:H8	0.95	0.92
45:BS:24:ILE:HG22	45:BS:71:VAL:HG11	1.51	0.92
23:BB:2306:C:H2'	23:BB:2307:G:H21	1.35	0.92
21:AU:24:LYS:HD2	21:AU:25:ALA:H	1.33	0.92
13:CN:51:PRO:HB2	13:CN:54:SER:HB2	1.52	0.92
23:DB:2787:C:H1'	26:DD:63:PRO:HG3	1.50	0.91
35:BV:42:LEU:HD23	35:BV:42:LEU:H	1.34	0.91
46:DU:48:VAL:H	46:DU:53:GLN:HB2	1.35	0.91
23:BB:1064:C:H4'	24:BI:90:GLY:HA2	1.50	0.91
23:BB:2305:U:H5''	47:BF:130:GLY:HA3	1.52	0.91
1:CA:203:G:H1'	1:CA:465:A:N6	1.84	0.91
46:BU:73:ASN:HD21	46:BU:76:THR:H	1.14	0.91
2:AC:137:VAL:HA	2:AC:148:ILE:HD13	1.53	0.91
15:AP:28:ARG:HD3	15:AP:29:ASN:H	1.35	0.91
23:BB:126:A:H5''	36:B2:46:LYS:HE2	1.52	0.91
23:BB:1060:U:H5	24:BI:131:THR:HG22	1.34	0.91
8:CI:94:ARG:HH11	8:CI:94:ARG:HB3	1.33	0.91
10:CK:22:ILE:HG21	10:CK:95:THR:HG21	1.51	0.91
25:DC:183:VAL:HG13	25:DC:185:ALA:H	1.34	0.91
10:AK:22:ILE:HG21	10:AK:95:THR:HG21	1.51	0.91
23:DB:1729:U:H3'	23:DB:1730:C:H4'	1.53	0.91
35:DV:42:LEU:HD12	35:DV:47:VAL:HG21	1.53	0.91
50:DT:11:LEU:HD21	50:DT:46:ALA:HB1	1.49	0.91
53:B6:66:LEU:HD12	53:B6:103:ILE:HD11	1.53	0.90
8:AI:5:TYR:HB2	8:AI:20:ILE:HB	1.53	0.90

Continued on next page...

Continued from previous page...

Atom-1	Atom-2	Interatomic distance (Å)	Clash overlap (Å)
43:DO:51:ALA:HB3	43:DO:78:VAL:HG22	1.51	0.90
35:BV:42:LEU:HD12	35:BV:47:VAL:HG21	1.52	0.90
4:CE:37:VAL:HG11	4:CE:113:VAL:HG12	1.52	0.90
52:DW:24:ARG:HA	52:DW:66:VAL:H	1.33	0.90
38:BM:34:LYS:HB3	38:BM:129:THR:HG22	1.53	0.90
40:BH:14:SER:HB2	40:BH:17:ASP:HB2	1.51	0.90
43:BO:51:ALA:HB3	43:BO:78:VAL:HG22	1.51	0.90
48:BG:34:ARG:H	48:BG:34:ARG:HH11	1.18	0.90
48:DG:34:ARG:HH11	48:DG:34:ARG:H	1.20	0.90
38:DM:34:LYS:HB3	38:DM:129:THR:HG22	1.52	0.90
1:AA:243:A:H4'	1:AA:244:U:H5'	1.53	0.90
27:BK:47:ILE:HG12	27:BK:48:PRO:HD2	1.54	0.90
48:BG:15:ASP:HB3	48:BG:26:LYS:H	1.35	0.90
29:BE:5:LEU:HD12	29:BE:10:SER:HB2	1.53	0.90
1:CA:120:A:H2'	1:CA:121:U:H5''	1.53	0.90
23:BB:855:G:N2	52:BW:23:LYS:HG2	1.86	0.90
26:BD:29:VAL:HB	26:BD:98:VAL:HG22	1.54	0.89
27:BK:35:VAL:HG23	27:BK:36:GLY:H	1.35	0.89
50:BT:11:LEU:H	50:BT:11:LEU:HD22	1.36	0.89
8:CI:51:LEU:HD22	8:CI:56:MET:HE3	1.54	0.89
53:D6:44:GLU:HA	53:D6:49:HIS:HA	1.53	0.89
23:DB:958:U:H3	38:DM:16:ARG:HB3	1.34	0.89
13:AN:51:PRO:HB2	13:AN:54:SER:HB2	1.52	0.89
52:BW:24:ARG:HA	52:BW:66:VAL:H	1.34	0.89
23:DB:1060:U:N3	23:DB:1088:A:N7	2.21	0.89
23:DB:1309:G:H4'	36:D2:7:PRO:HB2	1.53	0.89
27:DK:105:ARG:HD3	27:DK:105:ARG:H	1.35	0.89
48:DG:15:ASP:HB3	48:DG:26:LYS:H	1.35	0.89
40:BH:90:LEU:HD22	40:BH:123:ARG:HG2	1.52	0.89
23:DB:1099:G:H8	24:DI:3:LYS:CA	1.85	0.89
23:BB:1060:U:N3	23:BB:1088:A:N7	2.20	0.89
25:BC:144:GLU:HG3	25:BC:151:GLY:H	1.35	0.89
2:CC:137:VAL:HA	2:CC:148:ILE:HD13	1.52	0.89
3:CD:173:ASP:HB3	3:CD:178:GLU:HB2	1.55	0.89
8:CI:5:TYR:HB2	8:CI:20:ILE:HB	1.51	0.89
23:BB:2749:A:H3'	23:BB:2750:A:H5''	1.53	0.89
27:BK:105:ARG:HD3	27:BK:105:ARG:H	1.35	0.89
40:BH:54:LEU:HD12	40:BH:55:GLU:H	1.38	0.89
1:CA:1086:U:H3	1:CA:1099:G:H22	1.19	0.89
32:D4:2:LYS:HD2	32:D4:4:ARG:HE	1.35	0.89
25:BC:183:VAL:HG13	25:BC:185:ALA:H	1.35	0.88

Continued on next page...

Continued from previous page...

Atom-1	Atom-2	Interatomic distance (Å)	Clash overlap (Å)
6:CG:134:VAL:HB	6:CG:137:ARG:HH21	1.38	0.88
23:DB:2306:C:H2'	23:DB:2307:G:H21	1.37	0.88
50:DT:11:LEU:HD22	50:DT:11:LEU:H	1.37	0.88
28:BP:96:LEU:HB3	28:BP:99:LEU:HD23	1.55	0.88
37:BL:143:GLU:HG2	37:BL:144:GLU:N	1.88	0.88
40:BH:128:HIS:HB2	40:BH:144:VAL:HB	1.54	0.88
15:AP:4:ILE:HG12	15:AP:21:VAL:HG22	1.55	0.88
23:BB:1105:U:H2'	23:BB:1106:G:H8	1.39	0.88
52:BW:17:ALA:HA	52:BW:35:ILE:HG23	1.54	0.88
12:CM:21:ILE:HB	12:CM:24:VAL:HG22	1.56	0.88
23:DB:858:G:N3	23:DB:2268:A:H2'	1.89	0.88
28:DP:96:LEU:HB3	28:DP:99:LEU:HD23	1.55	0.88
52:DW:37:VAL:HG12	52:DW:38:ARG:H	1.38	0.88
35:BV:72:VAL:HG12	35:BV:94:ALA:H	1.36	0.88
18:CS:1:PRO:HG3	1:CA:1311:A:N6	1.88	0.88
27:BK:61:VAL:HG13	27:BK:87:LEU:HD11	1.56	0.88
23:DB:2269:G:H4'	52:DW:19:ARG:HH12	1.39	0.88
27:DK:61:VAL:HG13	27:DK:87:LEU:HD11	1.55	0.88
40:DH:14:SER:HB2	40:DH:17:ASP:HB2	1.53	0.88
8:AI:51:LEU:HD22	8:AI:56:MET:HE3	1.55	0.88
42:BN:37:THR:HG22	42:BN:39:PRO:HD2	1.56	0.88
26:DD:106:LYS:HB3	26:DD:206:ALA:N	1.88	0.88
27:DK:35:VAL:HG23	27:DK:36:GLY:H	1.37	0.88
51:DZ:38:PHE:HE2	51:DZ:51:VAL:HG21	1.39	0.88
52:DW:17:ALA:HA	52:DW:35:ILE:HG23	1.55	0.88
6:AG:134:VAL:HB	6:AG:137:ARG:HH21	1.37	0.87
9:AJ:36:VAL:HA	9:AJ:76:ILE:HG22	1.56	0.87
4:AE:37:VAL:HG11	4:AE:113:VAL:HG12	1.54	0.87
41:BJ:17:VAL:HG23	41:BJ:137:PRO:HB2	1.55	0.87
23:BB:858:G:N3	23:BB:2268:A:H2'	1.88	0.87
26:BD:46:ARG:HH22	26:BD:87:GLY:H	1.19	0.87
26:BD:106:LYS:HB3	26:BD:206:ALA:N	1.89	0.87
40:DH:129:GLU:HA	40:DH:143:ILE:HA	1.56	0.87
53:D6:109:GLU:HA	53:D6:112:LYS:HE3	1.54	0.87
1:AA:120:A:H2'	1:AA:121:U:H5''	1.55	0.87
3:CD:25:ARG:HH11	3:CD:26:ALA:H	1.16	0.87
21:CU:42:THR:HB	21:CU:46:ARG:HE	1.39	0.87
29:DE:5:LEU:HD12	29:DE:10:SER:HB2	1.54	0.87
24:BI:27:LEU:HD23	24:BI:27:LEU:H	1.39	0.87
46:BU:48:VAL:H	46:BU:53:GLN:HB2	1.36	0.87
5:AF:29:ILE:HG21	5:AF:64:VAL:HG11	1.55	0.87

Continued on next page...

Continued from previous page...

Atom-1	Atom-2	Interatomic distance (Å)	Clash overlap (Å)
1:CA:243:A:H4'	1:CA:244:U:H5'	1.56	0.87
27:DK:47:ILE:HG12	27:DK:48:PRO:HD2	1.54	0.87
1:AA:1086:U:H3	1:AA:1099:G:H22	1.18	0.87
13:AN:63:CYS:HB3	13:AN:67:GLY:N	1.90	0.87
23:DB:1099:G:H8	24:DI:3:LYS:H	1.07	0.87
37:DL:143:GLU:HG2	37:DL:144:GLU:N	1.86	0.87
29:BE:111:GLU:HG2	29:BE:114:ARG:HH21	1.39	0.87
23:DB:972:A:H3'	23:DB:973:A:H5''	1.56	0.87
29:DE:108:ILE:HD11	29:DE:181:ILE:HG13	1.54	0.87
47:DF:109:ARG:HB3	47:DF:135:ILE:HD12	1.57	0.87
47:DF:126:ASN:HD22	47:DF:156:THR:HA	1.37	0.87
23:BB:856:G:H1'	52:BW:23:LYS:HB3	1.56	0.86
23:BB:1032:A:H1'	32:B4:23:ILE:HD13	1.55	0.86
48:BG:24:THR:HG22	48:BG:34:ARG:HB3	1.56	0.86
23:BB:972:A:H3'	23:BB:973:A:H5''	1.55	0.86
52:DW:39:GLN:HG3	52:DW:42:THR:HB	1.57	0.86
23:BB:1798:U:H5''	25:BC:257:ARG:HB2	1.55	0.86
5:CF:29:ILE:HG21	5:CF:64:VAL:HG11	1.56	0.86
35:DV:72:VAL:HG12	35:DV:94:ALA:H	1.39	0.86
44:DQ:77:LYS:HB3	44:DQ:116:LEU:HD21	1.56	0.86
52:BW:37:VAL:HG12	52:BW:38:ARG:H	1.40	0.86
53:B6:43:VAL:HB	53:B6:55:ILE:HG21	1.56	0.86
52:DW:18:LYS:HA	52:DW:36:ILE:HG12	1.57	0.86
21:AU:42:THR:HB	21:AU:46:ARG:HE	1.40	0.86
51:BZ:38:PHE:HE2	51:BZ:51:VAL:HG21	1.39	0.86
16:CQ:18:LYS:HD3	16:CQ:48:GLU:HA	1.57	0.86
23:DB:2502:G:H5'	23:DB:2503:A:H5''	1.58	0.86
26:BD:113:SER:HB2	26:BD:168:GLU:H	1.41	0.86
53:B6:33:ALA:HA	53:B6:103:ILE:HG21	1.56	0.86
23:DB:1080:A:H4'	24:DI:126:ARG:CD	2.05	0.86
23:DB:1198:U:H4'	44:DQ:8:ILE:HD11	1.56	0.86
52:BW:39:GLN:HG3	52:BW:42:THR:HB	1.58	0.86
23:BB:470:A:H61	50:BT:72:GLN:HE22	1.24	0.85
4:CE:52:ALA:HB2	4:CE:61:LYS:HE2	1.56	0.85
39:DX:29:ARG:HH12	50:DT:12:ARG:HA	1.38	0.85
40:DH:104:THR:HG23	40:DH:109:GLU:HA	1.56	0.85
47:DF:62:GLN:HG3	47:DF:91:ARG:NH1	1.91	0.85
48:DG:24:THR:HG22	48:DG:34:ARG:HB3	1.57	0.85
23:BB:1283:G:N2	23:BB:1286:A:H5'	1.92	0.85
52:BW:18:LYS:HA	52:BW:36:ILE:HG12	1.57	0.85
52:DW:49:ASN:HB2	52:DW:60:ALA:HA	1.57	0.85

Continued on next page...

Continued from previous page...

Atom-1	Atom-2	Interatomic distance (Å)	Clash overlap (Å)
3:AD:84:ASN:ND2	4:AE:101:GLY:HA3	1.91	0.85
12:AM:21:ILE:HB	12:AM:24:VAL:HG22	1.58	0.85
23:DB:1798:U:H5''	25:DC:257:ARG:HB2	1.58	0.85
11:AL:35:ARG:HH21	11:AL:36:VAL:HG22	1.42	0.85
52:BW:19:ARG:HD3	52:BW:36:ILE:HD11	1.57	0.85
39:DX:3:ALA:HA	39:DX:6:LEU:HD23	1.58	0.85
41:DJ:17:VAL:HG23	41:DJ:137:PRO:HB2	1.56	0.85
23:BB:1729:U:H3'	23:BB:1730:C:H4'	1.56	0.85
40:DH:72:ILE:HG12	40:DH:108:VAL:HG11	1.57	0.85
52:DW:19:ARG:HD3	52:DW:36:ILE:HD11	1.56	0.85
12:AM:85:TYR:HA	12:AM:88:LEU:HD12	1.58	0.85
39:BX:3:ALA:HA	39:BX:6:LEU:HD23	1.59	0.85
25:DC:103:ILE:HG22	25:DC:105:ALA:H	1.42	0.85
40:DH:94:ILE:HG23	40:DH:98:ASP:HB2	1.59	0.85
48:DG:120:ILE:HD11	48:DG:132:LEU:HB2	1.57	0.85
47:BF:109:ARG:HB3	47:BF:135:ILE:HD12	1.57	0.84
26:DD:46:ARG:HH22	26:DD:87:GLY:H	1.22	0.84
23:DB:1283:G:N2	23:DB:1286:A:H5'	1.91	0.84
40:BH:5:LEU:HD11	40:BH:12:LEU:HB2	1.58	0.84
6:CG:74:VAL:HA	6:CG:87:PRO:HA	1.59	0.84
52:BW:49:ASN:HB2	52:BW:60:ALA:HA	1.57	0.84
10:CK:111:ASP:HB2	21:CU:19:LYS:HE3	1.57	0.84
24:DI:27:LEU:H	24:DI:27:LEU:HD23	1.42	0.84
9:AJ:51:VAL:HG23	13:AN:80:ARG:HB2	1.60	0.84
26:DD:113:SER:HB2	26:DD:168:GLU:H	1.42	0.84
30:DY:12:ALA:HA	30:DY:15:ARG:HD3	1.57	0.84
25:BC:103:ILE:HG22	25:BC:105:ALA:H	1.41	0.84
25:DC:105:ALA:HB1	25:DC:109:LEU:HD12	1.60	0.84
16:AQ:18:LYS:HD3	16:AQ:48:GLU:HA	1.57	0.84
53:B6:20:VAL:O	53:B6:24:ASN:HB2	1.77	0.84
23:BB:2502:G:H5'	23:BB:2503:A:H5''	1.59	0.84
30:BY:12:ALA:HA	30:BY:15:ARG:HD3	1.56	0.84
40:BH:82:SER:HB3	40:BH:146:VAL:HG13	1.60	0.84
40:DH:5:LEU:HD11	40:DH:12:LEU:HB2	1.58	0.84
8:AI:56:MET:HG3	8:AI:57:VAL:HG23	1.59	0.84
10:AK:111:ASP:HB2	21:AU:19:LYS:HE3	1.60	0.84
51:BZ:59:ILE:HD13	51:BZ:67:VAL:HG21	1.60	0.84
44:DQ:91:ARG:NH1	49:DR:11:GLN:H	1.76	0.84
51:DZ:7:VAL:HG13	51:DZ:8:THR:HG23	1.60	0.84
52:DW:51:GLY:HA3	52:DW:59:PHE:HB2	1.60	0.84
48:BG:120:ILE:HD11	48:BG:132:LEU:HB2	1.58	0.83

Continued on next page...

Continued from previous page...

Atom-1	Atom-2	Interatomic distance (Å)	Clash overlap (Å)
51:DZ:59:ILE:HD13	51:DZ:67:VAL:HG21	1.60	0.83
1:AA:79:G:H2'	1:AA:80:A:C8	2.12	0.83
6:AG:74:VAL:HA	6:AG:87:PRO:HA	1.58	0.83
40:DH:86:ASP:HB2	40:DH:89:LYS:HB2	1.59	0.83
16:AQ:46:HIS:HE2	16:AQ:48:GLU:HG2	1.43	0.83
25:BC:180:MET:HB3	25:BC:267:VAL:HB	1.60	0.83
53:B6:55:ILE:HG23	53:B6:56:ALA:H	1.44	0.83
10:AK:34:THR:HB	10:AK:40:ALA:HA	1.60	0.83
40:BH:48:GLU:N	40:BH:50:ARG:HH21	1.76	0.83
44:BQ:77:LYS:HB3	44:BQ:116:LEU:HD21	1.58	0.83
45:BS:26:GLY:H	45:BS:71:VAL:HG13	1.43	0.83
8:CI:56:MET:HG3	8:CI:57:VAL:HG23	1.58	0.83
46:BU:42:LYS:HG3	46:BU:57:ILE:HG21	1.60	0.83
1:CA:18:C:H4'	1:CA:1078:U:O2	1.78	0.83
23:DB:666:A:H4'	37:DL:48:ARG:HD2	1.59	0.83
23:BB:79:C:O2'	23:BB:346:A:H1'	1.78	0.83
23:DB:161:A:H3'	23:DB:162:U:H5''	1.61	0.83
49:DR:24:LYS:HA	49:DR:94:THR:HG23	1.61	0.83
53:D6:52:LEU:HG	53:D6:56:ALA:HB3	1.60	0.83
47:BF:126:ASN:HD22	47:BF:156:THR:HA	1.40	0.83
3:CD:84:ASN:ND2	4:CE:101:GLY:HA3	1.94	0.83
5:AF:6:ILE:HG23	5:AF:62:MET:HB3	1.58	0.83
53:B6:60:ALA:HA	53:B6:66:LEU:HA	1.60	0.83
26:BD:11:MET:HE1	26:BD:192:ALA:H	1.43	0.83
40:BH:49:ALA:H	40:BH:50:ARG:NH2	1.77	0.83
23:DB:1098:A:H2'	24:DI:4:VAL:N	1.93	0.83
21:AU:16:ARG:HH22	21:AU:19:LYS:HZ2	1.26	0.82
9:CJ:36:VAL:HA	9:CJ:76:ILE:HG22	1.58	0.82
9:CJ:51:VAL:HG23	13:CN:80:ARG:HB2	1.61	0.82
44:DQ:63:ARG:HH12	44:DQ:96:ASP:HA	1.41	0.82
1:AA:1004:A:H5'	1:AA:1025:U:O2	1.79	0.82
41:BJ:58:ASN:HA	41:BJ:127:GLY:HA2	1.60	0.82
25:DC:180:MET:HB3	25:DC:267:VAL:HB	1.60	0.82
53:D6:25:LEU:HD21	53:D6:118:VAL:HG13	1.60	0.82
23:BB:1060:U:C2	23:BB:1088:A:N7	2.47	0.82
23:BB:2269:G:H4'	52:BW:19:ARG:NH1	1.93	0.82
44:BQ:63:ARG:HH12	44:BQ:96:ASP:HA	1.44	0.82
32:B4:7:VAL:HG13	32:B4:8:LYS:H	1.44	0.82
14:CO:64:ARG:HH12	14:CO:88:ARG:NH2	1.78	0.82
16:CQ:81:ALA:HB1	16:CQ:83:LEU:HD13	1.61	0.82
24:BI:129:GLU:HB3	24:BI:133:ARG:HH12	1.41	0.82

Continued on next page...

Continued from previous page...

Atom-1	Atom-2	Interatomic distance (Å)	Clash overlap (Å)
50:BT:47:VAL:HB	50:BT:55:VAL:HG21	1.62	0.82
23:DB:1172:C:H2'	23:DB:1173:U:O4'	1.78	0.82
23:BB:1105:U:H2'	23:BB:1106:G:C8	2.15	0.82
47:BF:62:GLN:HG3	47:BF:91:ARG:NH1	1.94	0.82
41:DJ:6:ALA:HB3	41:DJ:45:THR:HG21	1.61	0.82
45:DS:66:ILE:HD13	45:DS:66:ILE:H	1.45	0.82
3:AD:84:ASN:HD21	4:AE:101:GLY:HA3	1.44	0.82
10:AK:55:ARG:HH12	10:AK:60:PHE:HD1	1.26	0.82
23:BB:1437:C:H2'	23:BB:1438:U:C6	2.15	0.82
23:BB:1812:U:H2'	23:BB:1813:G:H8	1.45	0.82
23:DB:1060:U:C2	23:DB:1088:A:N7	2.48	0.82
23:DB:1099:G:H5''	24:DI:3:LYS:N	1.95	0.82
29:DE:155:GLU:HA	29:DE:158:PHE:HB3	1.61	0.82
46:DU:42:LYS:HG3	46:DU:57:ILE:HG21	1.62	0.82
20:AB:221:ARG:HH11	20:AB:221:ARG:HB3	1.44	0.82
9:CJ:9:ARG:HB2	9:CJ:99:GLN:HB3	1.62	0.82
34:D3:41:ARG:HG3	34:D3:44:ARG:HH22	1.45	0.82
42:BN:83:LEU:HA	42:BN:86:ARG:HB2	1.60	0.82
23:DB:558:U:OP1	41:DJ:113:PRO:HG2	1.78	0.82
24:DI:121:ILE:HD13	24:DI:121:ILE:H	1.44	0.82
1:AA:1060:U:H4'	9:AJ:54:SER:HB2	1.61	0.81
1:AA:1328:C:H5''	12:AM:27:THR:HG21	1.61	0.81
16:AQ:60:ILE:HG22	16:AQ:74:LEU:HA	1.62	0.81
14:CO:67:LEU:HD13	14:CO:88:ARG:HH22	1.45	0.81
32:D4:10:LEU:HD12	32:D4:33:HIS:HA	1.61	0.81
40:DH:48:GLU:HA	40:DH:51:ARG:HE	1.45	0.81
14:AO:36:ILE:HD11	14:AO:59:MET:HB2	1.62	0.81
2:CC:76:ILE:HG22	2:CC:80:GLY:HA2	1.62	0.81
12:CM:85:TYR:HA	12:CM:88:LEU:HD12	1.60	0.81
1:CA:1004:A:H5'	1:CA:1025:U:O2	1.81	0.81
23:DB:1081:U:H5'	24:DI:126:ARG:NH1	1.96	0.81
23:DB:1098:A:H2'	24:DI:4:VAL:CA	2.10	0.81
29:DE:111:GLU:HG2	29:DE:114:ARG:HH21	1.43	0.81
1:AA:978:A:H5'	1:AA:1362:A:N6	1.95	0.81
4:AE:52:ALA:HB2	4:AE:61:LYS:HE2	1.60	0.81
23:BB:666:A:H4'	37:BL:48:ARG:HD2	1.62	0.81
1:AA:1021:A:H2'	1:AA:1022:A:O4'	1.80	0.81
14:CO:36:ILE:HD11	14:CO:59:MET:HB2	1.61	0.81
40:DH:69:ALA:HA	40:DH:140:ALA:HB2	1.60	0.81
44:DQ:94:LEU:HD12	49:DR:13:ARG:HB2	1.59	0.81
53:D6:156:ARG:HH21	53:D6:160:GLU:HB2	1.46	0.81

Continued on next page...

Continued from previous page...

Atom-1	Atom-2	Interatomic distance (Å)	Clash overlap (Å)
23:BB:1178:C:H2'	23:BB:1179:G:C8	2.15	0.81
48:BG:84:LYS:HG2	48:BG:85:LYS:H	1.45	0.81
1:AA:73:C:H2'	1:AA:74:A:O4'	1.80	0.81
25:BC:129:LEU:HD23	25:BC:130:PRO:HD2	1.62	0.81
26:BD:148:GLN:HG3	26:BD:152:PRO:CG	2.11	0.81
9:CJ:54:SER:HB2	1:CA:1060:U:H4'	1.61	0.81
20:CB:221:ARG:HH11	20:CB:221:ARG:HB3	1.46	0.81
50:DT:73:ARG:HB3	50:DT:73:ARG:HH21	1.43	0.81
51:DZ:40:VAL:HG21	51:DZ:43:GLU:HB3	1.61	0.81
2:AC:63:ILE:HD11	2:AC:94:ALA:HB3	1.62	0.81
23:DB:1080:A:O2'	24:DI:126:ARG:HD2	1.81	0.81
23:DB:1099:G:P	24:DI:4:VAL:H	2.03	0.81
23:BB:1812:U:H1'	25:BC:43:ASN:HD21	1.45	0.81
1:CA:1021:A:H2'	1:CA:1022:A:O4'	1.80	0.81
23:DB:1437:C:H2'	23:DB:1438:U:C6	2.15	0.81
45:DS:26:GLY:H	45:DS:71:VAL:HG13	1.43	0.81
14:AO:70:LEU:HD11	14:AO:77:ARG:HB2	1.63	0.81
23:BB:558:U:OP1	41:BJ:113:PRO:HG2	1.80	0.81
24:BI:55:PRO:HD3	24:BI:74:PRO:HD3	1.62	0.81
23:DB:479:A:O2'	23:DB:481:G:H5'	1.81	0.81
23:BB:1060:U:C5	24:BI:131:THR:HG22	2.14	0.80
32:B4:10:LEU:HD12	32:B4:33:HIS:HA	1.61	0.80
44:BQ:91:ARG:NH1	49:BR:11:GLN:H	1.79	0.80
2:AC:70:ALA:HA	2:AC:105:VAL:HG21	1.61	0.80
3:AD:25:ARG:HH11	3:AD:26:ALA:N	1.78	0.80
14:AO:67:LEU:HD13	14:AO:88:ARG:HH22	1.46	0.80
43:BO:53:THR:HB	43:BO:65:THR:HG22	1.61	0.80
49:BR:24:LYS:HA	49:BR:94:THR:HG23	1.61	0.80
53:B6:77:LYS:HE2	53:B6:94:ASN:HD21	1.45	0.80
1:CA:978:A:H5'	1:CA:1362:A:N6	1.96	0.80
40:DH:29:PHE:O	40:DH:33:GLN:HB3	1.80	0.80
40:BH:29:PHE:O	40:BH:33:GLN:HB3	1.81	0.80
40:BH:134:VAL:HG13	40:BH:135:HIS:N	1.97	0.80
45:BS:4:ILE:HG22	45:BS:106:VAL:HG13	1.63	0.80
11:CL:49:ARG:HG2	11:CL:89:LEU:HD21	1.63	0.80
13:CN:63:CYS:HB3	13:CN:67:GLY:N	1.93	0.80
23:DB:1812:U:H2'	23:DB:1813:G:H8	1.46	0.80
47:DF:72:SER:HA	47:DF:78:ILE:HG22	1.63	0.80
50:DT:47:VAL:HB	50:DT:55:VAL:HG21	1.62	0.80
51:BZ:40:VAL:HG21	51:BZ:43:GLU:HB3	1.62	0.80
2:CC:63:ILE:HD11	2:CC:94:ALA:HB3	1.64	0.80

Continued on next page...

Continued from previous page...

Atom-1	Atom-2	Interatomic distance (Å)	Clash overlap (Å)
23:DB:1406:U:H2'	23:DB:1407:G:H8	1.46	0.80
24:DI:21:PRO:HB2	24:DI:22:PRO:HD3	1.63	0.80
48:DG:84:LYS:HG2	48:DG:85:LYS:H	1.44	0.80
13:AN:30:ILE:HG21	13:AN:44:VAL:HG21	1.64	0.80
25:BC:105:ALA:HB1	25:BC:109:LEU:HD12	1.62	0.80
27:BK:119:ALA:HB3	27:BK:120:PRO:HD3	1.63	0.80
41:BJ:29:ALA:HA	41:BJ:32:LEU:HD12	1.63	0.80
51:BZ:31:PRO:HB2	51:BZ:33:LEU:HD11	1.63	0.80
10:CK:34:THR:HB	10:CK:40:ALA:HA	1.62	0.80
12:CM:27:THR:HG21	1:CA:1328:C:H5''	1.62	0.80
27:DK:119:ALA:HB3	27:DK:120:PRO:HD3	1.62	0.80
1:AA:1323:G:H2'	1:AA:1324:A:C8	2.17	0.80
9:AJ:9:ARG:HB2	9:AJ:99:GLN:HB3	1.63	0.80
18:AS:39:ILE:HB	18:AS:66:VAL:HA	1.63	0.80
23:BB:1082:U:C4	23:BB:1086:A:C2	2.69	0.80
29:BE:155:GLU:HA	29:BE:158:PHE:HB3	1.61	0.80
50:BT:73:ARG:HB3	50:BT:73:ARG:HH21	1.45	0.80
3:CD:160:LEU:HD13	3:CD:160:LEU:H	1.46	0.80
14:CO:70:LEU:HD11	14:CO:77:ARG:HB2	1.64	0.80
16:CQ:46:HIS:HE2	16:CQ:48:GLU:HG2	1.46	0.80
6:AG:6:ILE:HG13	6:AG:7:GLY:H	1.47	0.80
28:BP:50:ARG:HB3	28:BP:57:ALA:N	1.97	0.80
53:B6:32:ARG:HE	53:B6:37:LEU:HD23	1.47	0.80
28:DP:50:ARG:HB3	28:DP:57:ALA:N	1.97	0.80
49:BR:2:TYR:HB2	49:BR:42:ALA:HB2	1.63	0.80
2:CC:70:ALA:HA	2:CC:105:VAL:HG21	1.64	0.80
5:CF:6:ILE:HG23	5:CF:62:MET:HB3	1.63	0.80
23:DB:856:G:H1'	52:DW:23:LYS:HB3	1.64	0.80
23:DB:992:C:H4'	49:DR:74:ILE:HD13	1.64	0.80
23:DB:1082:U:C4	23:DB:1086:A:C2	2.70	0.80
23:DB:1108:U:O2'	23:DB:1109:C:H5'	1.81	0.80
41:DJ:25:LEU:HD22	41:DJ:26:GLY:H	1.44	0.80
41:DJ:58:ASN:HA	41:DJ:127:GLY:HA2	1.62	0.80
53:B6:67:VAL:HB	53:B6:98:ALA:HB1	1.64	0.80
18:CS:39:ILE:HB	18:CS:66:VAL:HA	1.64	0.80
24:DI:11:GLN:HG2	24:DI:55:PRO:HB3	1.64	0.80
1:AA:87:C:H2'	1:AA:88:U:H4'	1.65	0.79
3:AD:11:SER:HA	3:AD:18:LEU:HD22	1.62	0.79
18:AS:51:HIS:HA	18:AS:56:HIS:HA	1.64	0.79
23:BB:1092:C:OP1	23:BB:2475:C:H4'	1.82	0.79
33:B1:46:VAL:HG22	33:B1:47:ILE:H	1.47	0.79

Continued on next page...

Continued from previous page...

Atom-1	Atom-2	Interatomic distance (Å)	Clash overlap (Å)
45:BS:66:ILE:H	45:BS:66:ILE:HD13	1.45	0.79
11:CL:35:ARG:HH21	11:CL:36:VAL:HG22	1.45	0.79
23:DB:784:G:N1	25:DC:227:VAL:HG11	1.96	0.79
23:DB:2185:U:H2'	23:DB:2186:G:O4'	1.82	0.79
28:DP:99:LEU:HD13	28:DP:102:ARG:HG3	1.64	0.79
49:DR:2:TYR:HB2	49:DR:42:ALA:HB2	1.64	0.79
23:BB:137:U:H2'	23:BB:138:U:O4'	1.82	0.79
46:BU:85:ARG:HD3	46:BU:86:PHE:H	1.46	0.79
9:CJ:36:VAL:HG12	9:CJ:38:GLY:H	1.46	0.79
23:DB:704:G:H1'	23:DB:727:A:N6	1.97	0.79
2:AC:122:GLN:HB3	2:AC:127:VAL:HG21	1.65	0.79
5:AF:29:ILE:HG22	5:AF:34:GLY:HA3	1.63	0.79
8:AI:47:VAL:HG23	8:AI:48:ARG:HG3	1.65	0.79
23:BB:275:C:H2'	23:BB:276:U:O4'	1.82	0.79
28:BP:7:LEU:HD12	28:BP:7:LEU:H	1.47	0.79
37:BL:90:VAL:HB	37:BL:122:VAL:HA	1.64	0.79
47:BF:43:ILE:HG23	47:BF:44:ALA:H	1.47	0.79
53:B6:42:LYS:HB3	53:B6:49:HIS:O	1.82	0.79
20:CB:122:ASP:OD2	20:CB:124:THR:HG22	1.82	0.79
1:CA:1323:G:H2'	1:CA:1324:A:C8	2.17	0.79
32:D4:7:VAL:HG13	32:D4:8:LYS:H	1.45	0.79
2:AC:76:ILE:HG22	2:AC:80:GLY:HA2	1.62	0.79
23:BB:2133:G:H22	23:BB:2156:G:H1	1.28	0.79
49:DR:39:LEU:HB2	49:DR:49:ILE:HG12	1.63	0.79
1:AA:86:G:H1'	1:AA:88:U:C5	2.18	0.79
6:AG:149:ALA:HB2	10:AK:55:ARG:NH1	1.97	0.79
18:AS:48:ILE:HB	18:AS:59:VAL:HG23	1.64	0.79
34:B3:41:ARG:HG3	34:B3:44:ARG:HH22	1.46	0.79
35:DV:9:ARG:NH2	35:DV:12:GLN:HA	1.98	0.79
42:DN:83:LEU:HA	42:DN:86:ARG:HB2	1.61	0.79
23:BB:222:A:N6	23:BB:232:G:H1'	1.97	0.79
28:BP:110:LYS:H	28:BP:110:LYS:HD2	1.47	0.79
47:BF:72:SER:HA	47:BF:78:ILE:HG22	1.65	0.79
3:CD:11:SER:HA	3:CD:18:LEU:HD22	1.63	0.79
33:D1:46:VAL:HG22	33:D1:47:ILE:H	1.48	0.79
42:DN:72:ASP:HB3	42:DN:75:ILE:HG12	1.62	0.79
47:DF:64:PRO:HA	47:DF:88:VAL:HG22	1.63	0.79
23:BB:161:A:H3'	23:BB:162:U:H5''	1.63	0.79
23:BB:345:A:H1'	23:BB:346:A:H2	1.47	0.79
28:BP:61:ARG:NH1	28:BP:100:ARG:HA	1.97	0.79
51:BZ:7:VAL:HG13	51:BZ:8:THR:HG23	1.61	0.79

Continued on next page...

Continued from previous page...

Atom-1	Atom-2	Interatomic distance (Å)	Clash overlap (Å)
23:DB:222:A:N6	23:DB:232:G:H1'	1.98	0.79
40:DH:131:SER:HB2	40:DH:141:LYS:HA	1.65	0.79
50:DT:50:LEU:H	50:DT:50:LEU:HD22	1.46	0.79
23:BB:142:A:H2'	23:BB:143:C:O4'	1.83	0.79
47:BF:110:ILE:HA	47:BF:111:ARG:CZ	2.13	0.79
13:CN:30:ILE:H	13:CN:30:ILE:HD12	1.48	0.79
18:CS:48:ILE:HB	18:CS:59:VAL:HG23	1.64	0.79
11:AL:107:LYS:H	11:AL:107:LYS:HZ3	1.28	0.79
27:BK:99:ILE:HD13	27:BK:118:LEU:HD22	1.63	0.79
43:BO:3:LYS:H	43:BO:3:LYS:HZ3	1.29	0.79
10:CK:86:LYS:HB3	10:CK:112:VAL:HG23	1.64	0.79
16:CQ:60:ILE:HG22	16:CQ:74:LEU:HA	1.65	0.79
47:DF:35:LEU:HD23	47:DF:153:ILE:HG12	1.65	0.79
47:DF:43:ILE:HG23	47:DF:44:ALA:H	1.48	0.79
42:BN:72:ASP:HB3	42:BN:75:ILE:HG12	1.63	0.79
14:AO:64:ARG:HH12	14:AO:88:ARG:NH2	1.81	0.78
25:BC:140:VAL:HG12	25:BC:141:HIS:H	1.47	0.78
47:BF:64:PRO:HA	47:BF:88:VAL:HG22	1.65	0.78
1:CA:747:A:H2'	1:CA:748:G:O4'	1.82	0.78
23:DB:355:U:H2'	23:DB:356:G:H8	1.46	0.78
25:DC:129:LEU:HD23	25:DC:130:PRO:HD2	1.63	0.78
1:AA:376:G:H5''	15:AP:5:ARG:HD3	1.63	0.78
48:BG:84:LYS:HG3	48:BG:132:LEU:N	1.96	0.78
15:CP:5:ARG:HD3	1:CA:376:G:H5''	1.63	0.78
23:DB:919:U:H2'	23:DB:920:A:C8	2.18	0.78
23:BB:2264:C:H41	52:BW:11:ASN:ND2	1.81	0.78
46:BU:34:ILE:HG12	46:BU:63:ALA:HB2	1.66	0.78
2:CC:122:GLN:HB3	2:CC:127:VAL:HG21	1.64	0.78
5:CF:29:ILE:HG22	5:CF:34:GLY:HA3	1.65	0.78
23:DB:1655:A:H5'	26:DD:118:PHE:HB2	1.64	0.78
28:DP:110:LYS:HD2	28:DP:110:LYS:H	1.47	0.78
46:DU:85:ARG:HD3	46:DU:86:PHE:H	1.49	0.78
47:DF:163:GLU:HA	47:DF:166:ARG:HH11	1.47	0.78
12:CM:106:ARG:HH12	12:CM:109:LYS:HD2	1.49	0.78
47:DF:110:ILE:HA	47:DF:111:ARG:CZ	2.13	0.78
25:BC:231:HIS:HA	25:BC:241:LYS:HE3	1.65	0.78
3:CD:25:ARG:HH11	3:CD:26:ALA:N	1.80	0.78
40:DH:115:VAL:HG22	40:DH:117:LEU:H	1.47	0.78
42:DN:107:ASN:HD21	45:DS:40:ASN:HD22	1.30	0.78
1:AA:412:A:H1'	1:AA:413:G:H5''	1.66	0.78
23:BB:2769:U:H2'	23:BB:2770:G:H8	1.48	0.78

Continued on next page...

Continued from previous page...

Atom-1	Atom-2	Interatomic distance (Å)	Clash overlap (Å)
28:BP:99:LEU:HD13	28:BP:102:ARG:HG3	1.65	0.78
18:CS:51:HIS:HA	18:CS:56:HIS:HA	1.65	0.78
20:CB:19:THR:HG23	20:CB:20:ARG:H	1.49	0.78
28:DP:50:ARG:HB3	28:DP:57:ALA:H	1.48	0.78
23:BB:674:G:H1'	29:BE:69:ARG:HD2	1.65	0.78
23:BB:2180:U:H2'	23:BB:2181:U:H5	1.47	0.78
42:BN:107:ASN:HD21	45:BS:40:ASN:HD22	1.31	0.78
1:CA:1338:G:H2'	1:CA:1339:A:C8	2.19	0.78
27:DK:76:VAL:H	28:DP:72:VAL:HG23	1.48	0.78
28:DP:7:LEU:H	28:DP:7:LEU:HD12	1.49	0.78
40:DH:117:LEU:HD12	40:DH:118:PRO:HD2	1.65	0.78
3:AD:160:LEU:H	3:AD:160:LEU:HD13	1.47	0.78
23:BB:276:U:O2'	23:BB:277:G:H5'	1.83	0.78
47:BF:163:GLU:HA	47:BF:166:ARG:HH11	1.48	0.78
23:DB:1099:G:P	24:DI:3:LYS:HA	2.23	0.78
27:DK:99:ILE:HD13	27:DK:118:LEU:HD22	1.66	0.78
43:DO:24:THR:HG22	43:DO:42:PRO:HD3	1.66	0.78
45:DS:4:ILE:HG22	45:DS:106:VAL:HG13	1.64	0.78
1:AA:1035:A:H2'	1:AA:1036:A:H8	1.49	0.78
10:AK:86:LYS:HB3	10:AK:112:VAL:HG23	1.66	0.78
24:BI:21:PRO:HB2	24:BI:22:PRO:HD3	1.63	0.78
35:BV:9:ARG:NH2	35:BV:12:GLN:HA	1.99	0.78
13:CN:30:ILE:HG21	13:CN:44:VAL:HG21	1.63	0.78
37:DL:103:ILE:H	37:DL:103:ILE:HD12	1.49	0.78
40:DH:5:LEU:HD21	40:DH:12:LEU:HD12	1.65	0.78
40:DH:127:GLU:HA	40:DH:145:ASN:HA	1.66	0.78
1:AA:1338:G:H2'	1:AA:1339:A:C8	2.19	0.78
50:BT:50:LEU:HD22	50:BT:50:LEU:H	1.47	0.78
53:B6:113:ASP:HA	53:B6:116:ARG:NE	1.99	0.78
10:CK:55:ARG:HH12	10:CK:60:PHE:HD1	1.32	0.78
21:CU:34:ARG:HE	21:CU:35:GLU:C	1.87	0.78
48:DG:148:ARG:HA	48:DG:161:VAL:HB	1.66	0.78
23:BB:2356:U:H5''	52:BW:16:GLU:HG3	1.65	0.77
26:BD:10:GLY:HA3	26:BD:26:VAL:N	1.99	0.77
28:BP:50:ARG:HB3	28:BP:57:ALA:H	1.48	0.77
40:BH:57:LYS:HG3	40:BH:58:LEU:H	1.48	0.77
24:DI:45:THR:HA	24:DI:48:ILE:HG22	1.66	0.77
25:DC:140:VAL:HG12	25:DC:141:HIS:H	1.48	0.77
52:DW:24:ARG:HD3	52:DW:65:LYS:HG2	1.64	0.77
11:AL:49:ARG:HG2	11:AL:89:LEU:HD21	1.66	0.77
35:BV:62:THR:HG22	35:BV:71:LYS:HG2	1.67	0.77

Continued on next page...

Continued from previous page...

Atom-1	Atom-2	Interatomic distance (Å)	Clash overlap (Å)
47:BF:35:LEU:HD23	47:BF:153:ILE:HG12	1.66	0.77
50:BT:67:VAL:HB	50:BT:76:ARG:HG2	1.66	0.77
26:DD:148:GLN:HG3	26:DD:152:PRO:CG	2.11	0.77
29:DE:44:ARG:HH21	29:DE:44:ARG:HG3	1.48	0.77
50:DT:15:HIS:HB3	50:DT:31:VAL:HG23	1.66	0.77
19:AT:61:ALA:HA	19:AT:67:HIS:H	1.49	0.77
21:AU:16:ARG:HH12	21:AU:19:LYS:HZ3	1.33	0.77
43:BO:24:THR:HG22	43:BO:42:PRO:HD3	1.66	0.77
47:BF:11:VAL:HG12	47:BF:12:VAL:H	1.48	0.77
51:DZ:31:PRO:HB2	51:DZ:33:LEU:HD11	1.65	0.77
23:BB:479:A:O2'	23:BB:481:G:H5'	1.85	0.77
23:BB:704:G:H1'	23:BB:727:A:N6	1.98	0.77
27:BK:76:VAL:H	28:BP:72:VAL:HG23	1.48	0.77
37:BL:92:LEU:HD23	37:BL:92:LEU:H	1.49	0.77
48:BG:96:ALA:HB3	48:BG:103:ASN:HB3	1.66	0.77
49:BR:39:LEU:HB2	49:BR:49:ILE:HG12	1.65	0.77
1:CA:978:A:H5'	1:CA:1362:A:H62	1.48	0.77
28:DP:61:ARG:NH1	28:DP:100:ARG:HA	1.99	0.77
47:DF:11:VAL:HG12	47:DF:12:VAL:H	1.49	0.77
23:BB:321:U:OP2	29:BE:130:LYS:HA	1.84	0.77
23:BB:1993:U:H4'	26:BD:133:THR:HG21	1.66	0.77
23:BB:2498:C:O2'	23:BB:2499:C:H5'	1.85	0.77
37:BL:79:LEU:HB3	37:BL:115:GLU:O	1.85	0.77
47:BF:66:ILE:HD11	47:BF:83:PRO:HB3	1.67	0.77
3:CD:84:ASN:HD21	4:CE:101:GLY:HA3	1.46	0.77
12:CM:22:TYR:HB3	12:CM:69:ARG:HH21	1.49	0.77
1:CA:1035:A:H2'	1:CA:1036:A:H8	1.48	0.77
21:CU:16:ARG:HH22	21:CU:19:LYS:NZ	1.83	0.77
24:DI:72:THR:HG21	24:DI:112:LYS:HA	1.67	0.77
27:DK:14:SER:HB2	27:DK:51:LYS:H	1.49	0.77
50:DT:39:THR:HG23	50:DT:41:ALA:H	1.49	0.77
9:AJ:36:VAL:HG12	9:AJ:38:GLY:H	1.49	0.77
1:CA:1035:A:H2'	1:CA:1036:A:C8	2.20	0.77
23:DB:277:G:H1'	23:DB:361:G:H1	1.48	0.77
23:DB:2498:C:O2'	23:DB:2499:C:H5'	1.84	0.77
25:DC:144:GLU:HG3	25:DC:151:GLY:N	1.98	0.77
48:DG:84:LYS:HG3	48:DG:132:LEU:N	1.99	0.77
1:AA:93:U:H5''	1:AA:94:G:OP2	1.84	0.77
40:BH:5:LEU:HD21	40:BH:12:LEU:HD12	1.65	0.77
41:BJ:25:LEU:HD22	41:BJ:26:GLY:H	1.49	0.77
50:BT:57:VAL:HG22	50:BT:58:VAL:H	1.49	0.77

Continued on next page...

Continued from previous page...

Atom-1	Atom-2	Interatomic distance (Å)	Clash overlap (Å)
27:DK:70:ARG:HB3	27:DK:76:VAL:HG22	1.67	0.77
41:DJ:35:ARG:HG3	41:DJ:40:HIS:HE2	1.48	0.77
47:DF:66:ILE:HD11	47:DF:83:PRO:HB3	1.67	0.77
1:AA:80:A:H2'	1:AA:81:A:O4'	1.85	0.77
1:AA:522:C:H41	11:AL:49:ARG:HH22	1.31	0.77
24:BI:106:GLN:O	24:BI:110:GLN:HG3	1.85	0.77
26:BD:24:VAL:HG21	26:BD:188:LEU:HB3	1.66	0.77
50:BT:15:HIS:HB3	50:BT:31:VAL:HG23	1.66	0.77
23:DB:1099:G:OP2	24:DI:3:LYS:HA	1.84	0.77
48:DG:96:ALA:HB3	48:DG:103:ASN:HB3	1.66	0.77
53:D6:25:LEU:HD22	53:D6:179:LYS:HG2	1.65	0.77
16:AQ:68:LYS:HG2	16:AQ:69:THR:HG23	1.67	0.77
23:BB:1019:U:H2'	23:BB:1020:A:C8	2.20	0.77
23:BB:1812:U:H2'	23:BB:1813:G:C8	2.20	0.77
26:BD:53:GLY:HA3	26:BD:77:ARG:HG3	1.66	0.77
27:BK:14:SER:HB2	27:BK:51:LYS:H	1.50	0.77
23:DB:1812:U:H1'	25:DC:43:ASN:HD21	1.48	0.77
37:DL:90:VAL:HB	37:DL:122:VAL:HA	1.66	0.77
1:AA:1032:G:H2'	1:AA:1033:G:O4'	1.85	0.77
21:AU:16:ARG:HH22	21:AU:19:LYS:NZ	1.82	0.77
25:BC:166:ARG:HB3	25:BC:171:VAL:HG22	1.66	0.77
49:BR:4:VAL:HG23	49:BR:39:LEU:HG	1.67	0.77
23:DB:1406:U:H2'	23:DB:1407:G:C8	2.20	0.77
27:DK:43:ILE:HG22	27:DK:54:LYS:HA	1.67	0.77
37:DL:79:LEU:HB3	37:DL:115:GLU:O	1.85	0.77
48:DG:87:GLN:HE21	48:DG:87:GLN:N	1.82	0.77
1:AA:978:A:H5'	1:AA:1362:A:H62	1.49	0.76
21:AU:34:ARG:HE	21:AU:35:GLU:C	1.88	0.76
40:BH:4:ILE:HD11	40:BH:43:ASN:HB3	1.67	0.76
16:CQ:68:LYS:HG2	16:CQ:69:THR:HG23	1.67	0.76
41:DJ:29:ALA:HA	41:DJ:32:LEU:HD12	1.66	0.76
23:BB:28:A:H61	23:BB:512:G:H1'	1.51	0.76
39:BX:29:ARG:HH11	50:BT:12:ARG:NE	1.84	0.76
46:BU:73:ASN:ND2	46:BU:76:THR:H	1.84	0.76
8:CI:47:VAL:HG23	8:CI:48:ARG:HG3	1.65	0.76
23:DB:2598:A:H5''	25:DC:233:GLY:HA2	1.66	0.76
26:DD:10:GLY:HA3	26:DD:26:VAL:N	2.00	0.76
38:DM:19:GLY:HA2	38:DM:98:PRO:HD2	1.66	0.76
44:DQ:91:ARG:NH1	49:DR:10:LYS:HB3	1.99	0.76
1:AA:1035:A:H2'	1:AA:1036:A:C8	2.20	0.76
5:AF:36:ILE:HG21	5:AF:39:LEU:HD23	1.67	0.76

Continued on next page...

Continued from previous page...

Atom-1	Atom-2	Interatomic distance (Å)	Clash overlap (Å)
20:AB:156:LEU:H	20:AB:156:LEU:HD12	1.51	0.76
46:BU:26:ASN:HD21	46:BU:34:ILE:HD12	1.50	0.76
24:DI:105:LEU:HD13	24:DI:129:GLU:HG2	1.66	0.76
43:DO:53:THR:HB	43:DO:65:THR:HG22	1.65	0.76
24:BI:27:LEU:HD12	24:BI:32:VAL:HG11	1.66	0.76
27:BK:43:ILE:HG22	27:BK:54:LYS:HA	1.67	0.76
48:BG:148:ARG:HA	48:BG:161:VAL:HB	1.66	0.76
11:CL:49:ARG:HH22	1:CA:522:C:H41	1.32	0.76
1:AA:747:A:H2'	1:AA:748:G:O4'	1.85	0.76
1:AA:1003:G:N2	1:AA:1005:A:H5'	2.00	0.76
23:BB:1178:C:H2'	23:BB:1179:G:H8	1.49	0.76
41:BJ:35:ARG:HG3	41:BJ:40:HIS:HE2	1.50	0.76
23:DB:460:A:H4'	50:DT:72:GLN:HB2	1.66	0.76
37:DL:92:LEU:HD23	37:DL:92:LEU:H	1.49	0.76
50:DT:67:VAL:HB	50:DT:76:ARG:HG2	1.66	0.76
48:BG:87:GLN:N	48:BG:87:GLN:HE21	1.83	0.76
18:CS:1:PRO:HG3	1:CA:1311:A:H62	1.49	0.76
23:DB:1812:U:H2'	23:DB:1813:G:C8	2.19	0.76
34:D3:18:LYS:HD2	34:D3:19:GLY:N	2.00	0.76
53:D6:74:ASN:HD22	53:D6:74:ASN:N	1.82	0.76
12:AM:22:TYR:HB3	12:AM:69:ARG:HH21	1.50	0.76
23:BB:1311:G:H21	23:BB:1603:A:H62	1.30	0.76
2:CC:2:GLN:H	2:CC:2:GLN:HE21	1.31	0.76
6:CG:23:ALA:O	6:CG:26:VAL:HG22	1.85	0.76
1:CA:89:U:H2'	1:CA:90:C:C6	2.20	0.76
23:DB:1099:G:H5''	24:DI:2:LYS:C	2.05	0.76
23:DB:2366:A:H4'	52:DW:61:LYS:HE2	1.68	0.76
1:AA:82:G:H2'	1:AA:84:U:OP1	1.86	0.76
23:BB:717:C:H3'	23:BB:718:A:H5''	1.68	0.76
23:BB:924:G:H4'	52:BW:24:ARG:NH2	2.00	0.76
23:BB:2472:G:H2'	23:BB:2475:C:H42	1.51	0.76
23:BB:2743:U:H2'	23:BB:2744:G:O4'	1.85	0.76
20:CB:83:ALA:O	20:CB:88:GLN:HB2	1.86	0.76
23:DB:351:C:H2'	23:DB:352:A:H8	1.49	0.76
26:DD:53:GLY:HA3	26:DD:77:ARG:HG3	1.68	0.76
40:DH:58:LEU:HD23	40:DH:61:VAL:HG11	1.67	0.76
12:AM:106:ARG:HH12	12:AM:109:LYS:HD2	1.50	0.76
23:BB:770:G:H5''	36:B2:10:LEU:HD12	1.65	0.76
40:BH:89:LYS:HE3	40:BH:123:ARG:HB3	1.66	0.76
52:BW:51:GLY:HA3	52:BW:59:PHE:HB2	1.66	0.76
23:DB:2769:U:H2'	23:DB:2770:G:H8	1.49	0.76

Continued on next page...

Continued from previous page...

Atom-1	Atom-2	Interatomic distance (Å)	Clash overlap (Å)
25:DC:80:LEU:HD23	25:DC:91:ALA:HB2	1.68	0.76
25:DC:231:HIS:HA	25:DC:241:LYS:HE3	1.68	0.76
51:DZ:64:ILE:H	51:DZ:64:ILE:HD12	1.51	0.76
53:D6:73:GLN:HA	53:D6:76:LEU:HD12	1.68	0.76
1:AA:999:C:H2'	1:AA:1000:A:C8	2.21	0.76
4:AE:33:THR:HG22	4:AE:51:LYS:HB3	1.67	0.76
4:AE:156:ARG:HA	4:AE:158:LYS:NZ	2.01	0.76
6:AG:49:LEU:HD22	6:AG:60:ALA:HB1	1.66	0.76
37:BL:103:ILE:HD12	37:BL:103:ILE:H	1.50	0.76
6:AG:23:ALA:O	6:AG:26:VAL:HG22	1.86	0.75
12:AM:10:ASP:HB3	12:AM:45:SER:HB3	1.68	0.75
21:CU:14:ALA:HB1	21:CU:16:ARG:HD2	1.67	0.75
1:AA:22:G:H2'	1:AA:23:C:C6	2.21	0.75
11:AL:79:ILE:HG22	11:AL:103:CYS:HB2	1.67	0.75
24:BI:33:ASN:HD21	24:BI:64:ARG:HH11	1.34	0.75
29:BE:44:ARG:HH21	29:BE:44:ARG:HG3	1.52	0.75
23:DB:1558:C:H4'	23:DB:1559:U:C5'	2.16	0.75
46:DU:34:ILE:HG12	46:DU:63:ALA:HB2	1.66	0.75
1:AA:946:A:H2'	1:AA:947:G:C8	2.21	0.75
1:AA:1206:G:H4'	2:AC:192:TYR:HA	1.68	0.75
23:BB:654:A:H2'	23:BB:655:A:H5''	1.69	0.75
23:BB:1064:C:C4'	24:BI:90:GLY:HA2	2.16	0.75
38:BM:19:GLY:HA2	38:BM:98:PRO:HD2	1.67	0.75
43:BO:15:ARG:HH21	43:BO:95:SER:HB3	1.51	0.75
9:CJ:42:LEU:HD11	9:CJ:73:LEU:HB2	1.68	0.75
1:CA:1167:A:H2'	1:CA:1169:A:N7	2.00	0.75
25:DC:144:GLU:HB3	25:DC:187:CYS:HB3	1.67	0.75
1:AA:82:G:N7	1:AA:83:C:H1'	2.01	0.75
14:AO:32:LEU:HD12	14:AO:59:MET:HB3	1.67	0.75
23:BB:1406:U:H2'	23:BB:1407:G:H8	1.50	0.75
23:BB:1597:A:H5''	23:BB:1598:A:H5'	1.69	0.75
14:CO:32:LEU:HD12	14:CO:59:MET:HB3	1.68	0.75
21:CU:24:LYS:CD	21:CU:25:ALA:H	1.98	0.75
23:DB:1019:U:H2'	23:DB:1020:A:C8	2.21	0.75
23:DB:1311:G:H21	23:DB:1603:A:H62	1.32	0.75
1:AA:239:U:OP1	1:AA:239:U:H4'	1.85	0.75
3:AD:146:GLU:HA	3:AD:149:LYS:HG2	1.69	0.75
1:CA:946:A:H2'	1:CA:947:G:C8	2.22	0.75
1:CA:1241:G:H2'	1:CA:1242:G:H8	1.52	0.75
23:DB:27:G:N2	23:DB:512:G:H2'	2.00	0.75
15:AP:61:VAL:HA	15:AP:65:ALA:HB3	1.67	0.75

Continued on next page...

Continued from previous page...

Atom-1	Atom-2	Interatomic distance (Å)	Clash overlap (Å)
23:BB:90:U:H3'	23:BB:91:A:H5''	1.68	0.75
23:BB:670:A:H4'	23:BB:671:C:H5'	1.69	0.75
23:BB:1171:G:C3'	23:BB:1172:C:H4'	2.16	0.75
27:BK:70:ARG:HB3	27:BK:76:VAL:HG22	1.67	0.75
4:CE:156:ARG:HA	4:CE:158:LYS:NZ	2.02	0.75
20:CB:34:ARG:O	20:CB:37:VAL:HG12	1.87	0.75
1:CA:1003:G:N2	1:CA:1005:A:H5'	2.01	0.75
23:DB:138:U:O3'	23:DB:139:U:H3'	1.87	0.75
23:DB:2264:C:H41	52:DW:11:ASN:ND2	1.84	0.75
23:BB:1447:C:H2'	23:BB:1448:G:H8	1.51	0.75
40:BH:53:GLU:HG2	40:BH:57:LYS:HE2	1.68	0.75
41:BJ:6:ALA:HB3	41:BJ:45:THR:HG21	1.67	0.75
3:CD:138:PRO:HA	3:CD:181:PHE:HD2	1.50	0.75
8:CI:69:GLY:H	1:CA:1250:A:H4'	1.51	0.75
1:CA:239:U:H4'	1:CA:239:U:OP1	1.84	0.75
37:DL:78:ARG:HD3	37:DL:80:SER:OG	1.87	0.75
23:BB:1171:G:H3'	23:BB:1172:C:H4'	1.67	0.75
23:BB:1406:U:H2'	23:BB:1407:G:C8	2.22	0.75
23:BB:2039:U:H2'	23:BB:2040:G:H8	1.52	0.75
26:BD:5:VAL:H	26:BD:32:ASN:ND2	1.82	0.75
37:BL:78:ARG:HD3	37:BL:80:SER:OG	1.87	0.75
37:BL:116:VAL:HG13	37:BL:117:THR:H	1.52	0.75
44:BQ:94:LEU:HD12	49:BR:13:ARG:HB2	1.68	0.75
48:BG:104:LEU:HD11	48:BG:147:LEU:HD23	1.68	0.75
6:CG:49:LEU:HD22	6:CG:60:ALA:HB1	1.68	0.75
8:CI:51:LEU:HB3	8:CI:56:MET:CG	2.17	0.75
11:CL:75:GLU:OE2	53:D6:105:PRO:HD2	1.87	0.75
19:CT:61:ALA:HA	19:CT:67:HIS:H	1.50	0.75
23:DB:404:A:H4'	23:DB:405:U:H5'	1.69	0.75
23:DB:704:G:H2'	23:DB:726:G:H22	1.51	0.75
23:DB:1099:G:O4'	24:DI:3:LYS:C	2.25	0.75
24:DI:55:PRO:HD3	24:DI:74:PRO:HD3	1.67	0.75
7:AH:28:SER:HB2	7:AH:58:LEU:HB2	1.68	0.75
8:AI:21:LYS:O	8:AI:60:LEU:HB2	1.87	0.75
23:BB:919:U:H2'	23:BB:920:A:C8	2.21	0.75
39:BX:17:GLU:HB3	39:BX:53:VAL:HG11	1.69	0.75
44:BQ:91:ARG:NH1	49:BR:10:LYS:HB3	2.02	0.75
50:BT:39:THR:HG23	50:BT:41:ALA:H	1.51	0.75
4:CE:33:THR:HG22	4:CE:51:LYS:HB3	1.68	0.75
5:CF:36:ILE:HG21	5:CF:39:LEU:HD23	1.67	0.75
23:DB:717:C:H3'	23:DB:718:A:H5''	1.67	0.75

Continued on next page...

Continued from previous page...

Atom-1	Atom-2	Interatomic distance (Å)	Clash overlap (Å)
23:DB:1032:A:H1'	32:D4:23:ILE:HD13	1.68	0.75
40:DH:90:LEU:HD22	40:DH:122:LEU:O	1.86	0.75
9:AJ:42:LEU:HD11	9:AJ:73:LEU:HB2	1.69	0.74
20:AB:83:ALA:O	20:AB:88:GLN:HB2	1.87	0.74
26:BD:186:LEU:HD21	28:BP:3:ILE:HD11	1.69	0.74
3:CD:146:GLU:HA	3:CD:149:LYS:HG2	1.69	0.74
1:AA:524:G:H2'	1:AA:525:C:C6	2.22	0.74
26:BD:148:GLN:CG	26:BD:152:PRO:HG2	2.15	0.74
1:CA:524:G:H2'	1:CA:525:C:C6	2.22	0.74
23:DB:28:A:H61	23:DB:512:G:H1'	1.50	0.74
37:DL:116:VAL:HG13	37:DL:117:THR:H	1.51	0.74
40:DH:14:SER:CB	40:DH:17:ASP:HB2	2.17	0.74
53:D6:80:GLU:HA	53:D6:83:ILE:HG12	1.68	0.74
23:BB:1064:C:H4'	24:BI:90:GLY:CA	2.18	0.74
29:BE:29:HIS:NE2	37:BL:8:PRO:HG3	2.02	0.74
50:BT:87:LEU:HD12	50:BT:91:GLN:HG2	1.69	0.74
51:BZ:64:ILE:HD12	51:BZ:64:ILE:H	1.52	0.74
6:CG:112:ASP:HB2	6:CG:118:ARG:HG2	1.69	0.74
3:AD:29:THR:HB	3:AD:30:LYS:NZ	2.01	0.74
23:BB:222:A:H61	23:BB:232:G:H1'	1.52	0.74
23:BB:2306:C:H2'	23:BB:2307:G:N2	2.02	0.74
25:BC:102:TYR:O	25:BC:103:ILE:HG13	1.86	0.74
25:BC:144:GLU:HG3	25:BC:151:GLY:N	2.01	0.74
26:DD:34:VAL:HB	26:DD:48:ILE:HD11	1.68	0.74
51:DZ:71:LEU:HD13	51:DZ:76:GLU:HB3	1.68	0.74
23:BB:27:G:N2	23:BB:512:G:H2'	2.01	0.74
23:BB:404:A:H4'	23:BB:405:U:H5'	1.68	0.74
25:BC:80:LEU:HD23	25:BC:91:ALA:HB2	1.69	0.74
52:BW:24:ARG:HD3	52:BW:65:LYS:HG2	1.69	0.74
4:CE:107:GLY:HA3	1:CA:9:G:H5'	1.69	0.74
13:CN:15:LEU:HD12	13:CN:53:ASP:HB3	1.69	0.74
15:CP:52:LEU:HD21	15:CP:75:ILE:HG12	1.70	0.74
23:DB:90:U:H3'	23:DB:91:A:H5''	1.69	0.74
23:DB:1203:U:H1'	37:DL:4:ASN:HD21	1.52	0.74
23:BB:2800:A:H2'	23:BB:2801:G:O4'	1.87	0.74
11:CL:79:ILE:HG22	11:CL:103:CYS:HB2	1.68	0.74
15:CP:61:VAL:HA	15:CP:65:ALA:HB3	1.70	0.74
20:CB:42:LEU:HA	20:CB:45:THR:HB	1.70	0.74
23:DB:1287:A:OP1	42:DN:104:ALA:HB3	1.87	0.74
26:DD:24:VAL:HG21	26:DD:188:LEU:HB3	1.68	0.74
1:AA:1250:A:H4'	8:AI:69:GLY:H	1.51	0.74

Continued on next page...

Continued from previous page...

Atom-1	Atom-2	Interatomic distance (Å)	Clash overlap (Å)
23:BB:1727:C:H2'	23:BB:1728:C:C6	2.23	0.74
40:BH:14:SER:CB	40:BH:17:ASP:HB2	2.17	0.74
7:CH:28:SER:HB2	7:CH:58:LEU:HB2	1.67	0.74
20:CB:156:LEU:H	20:CB:156:LEU:HD12	1.52	0.74
50:DT:57:VAL:HG22	50:DT:58:VAL:H	1.52	0.74
1:AA:764:C:H2'	1:AA:765:G:H5'	1.69	0.74
4:AE:143:LEU:O	4:AE:146:MET:HG2	1.88	0.74
23:BB:1173:U:C4	23:BB:1174:U:H1'	2.23	0.74
23:BB:2143:C:H2'	23:BB:2144:G:C4'	2.18	0.74
23:BB:2653:U:O2'	48:BG:109:SER:HB2	1.86	0.74
40:BH:82:SER:HB2	40:BH:94:ILE:HD11	1.70	0.74
1:AA:9:G:H5'	4:AE:107:GLY:HA3	1.70	0.74
20:AB:163:ILE:HG23	20:AB:164:ASP:H	1.51	0.74
21:AU:14:ALA:HB1	21:AU:16:ARG:HD2	1.70	0.74
23:DB:1097:U:H2'	23:DB:1098:A:O4'	1.87	0.74
23:DB:2306:C:H3'	23:DB:2307:G:C5'	2.17	0.74
25:DC:166:ARG:HB3	25:DC:171:VAL:HG22	1.70	0.74
49:DR:4:VAL:HG23	49:DR:39:LEU:HG	1.68	0.74
6:AG:107:ALA:HA	6:AG:110:ARG:HD2	1.69	0.74
20:AB:19:THR:HG23	20:AB:20:ARG:H	1.53	0.74
20:AB:95:TRP:HH2	20:AB:100:LEU:HB2	1.53	0.74
23:BB:1558:C:H4'	23:BB:1559:U:C5'	2.18	0.74
53:B6:30:THR:H	53:B6:37:LEU:HD21	1.53	0.74
13:CN:50:LEU:H	13:CN:51:PRO:HD2	1.53	0.74
20:CB:41:ASN:HD21	20:CB:43:GLU:HB2	1.50	0.74
23:DB:784:G:O2'	23:DB:785:G:H5''	1.87	0.74
25:DC:80:LEU:HD11	25:DC:109:LEU:HG	1.68	0.74
32:D4:7:VAL:HG23	32:D4:35:GLN:HB2	1.70	0.74
40:DH:114:GLU:HB3	40:DH:133:GLN:HE21	1.52	0.74
1:AA:1040:U:H2'	1:AA:1041:G:C8	2.23	0.73
3:AD:138:PRO:HA	3:AD:181:PHE:HD2	1.51	0.73
6:AG:112:ASP:HB2	6:AG:118:ARG:HG2	1.70	0.73
23:BB:643:A:N3	33:B1:43:ARG:HD2	2.03	0.73
3:CD:29:THR:HB	3:CD:30:LYS:NZ	2.02	0.73
23:DB:365:U:H2'	23:DB:366:C:C6	2.22	0.73
23:DB:2379:G:H5'	43:DO:21:LEU:HD13	1.70	0.73
39:DX:1:MET:HB3	39:DX:4:LYS:HB3	1.70	0.73
42:DN:45:ARG:HG3	42:DN:95:THR:HG21	1.69	0.73
46:DU:73:ASN:ND2	46:DU:76:THR:H	1.83	0.73
12:AM:106:ARG:HD3	12:AM:111:PRO:HA	1.70	0.73
1:CA:22:G:H2'	1:CA:23:C:C6	2.22	0.73

Continued on next page...

Continued from previous page...

Atom-1	Atom-2	Interatomic distance (Å)	Clash overlap (Å)
1:CA:814:A:H5'	1:CA:1511:G:H4'	1.70	0.73
1:CA:1032:G:H2'	1:CA:1033:G:O4'	1.86	0.73
25:DC:102:TYR:O	25:DC:103:ILE:HG13	1.88	0.73
34:D3:5:THR:HG22	34:D3:62:PRO:HD2	1.71	0.73
50:DT:15:HIS:H	50:DT:32:LEU:HA	1.53	0.73
28:BP:56:SER:HB2	28:BP:75:THR:HG21	1.70	0.73
7:CH:76:ARG:HD2	7:CH:125:ILE:O	1.88	0.73
8:CI:21:LYS:O	8:CI:60:LEU:HB2	1.87	0.73
20:CB:119:GLN:NE2	20:CB:124:THR:HG23	2.04	0.73
26:DD:148:GLN:CG	26:DD:152:PRO:HG2	2.15	0.73
28:DP:4:ILE:HG22	28:DP:5:LYS:N	2.04	0.73
1:AA:429:U:H3'	3:AD:8:LEU:HD23	1.68	0.73
23:BB:784:G:N1	25:BC:227:VAL:HG11	2.02	0.73
23:BB:2306:C:H3'	23:BB:2307:G:C5'	2.17	0.73
45:BS:82:MET:HB2	45:BS:98:LYS:HB2	1.70	0.73
47:DF:87:LYS:HG3	47:DF:88:VAL:H	1.53	0.73
23:BB:988:A:P	30:BY:11:SER:HB3	2.29	0.73
34:B3:18:LYS:HD2	34:B3:19:GLY:N	2.03	0.73
20:CB:163:ILE:HG23	20:CB:164:ASP:H	1.54	0.73
1:CA:412:A:H1'	1:CA:413:G:H5''	1.68	0.73
1:CA:973:G:H3'	1:CA:974:A:H5''	1.71	0.73
1:CA:1040:U:H2'	1:CA:1041:G:C8	2.24	0.73
23:DB:2039:U:H2'	23:DB:2040:G:H8	1.53	0.73
53:D6:53:ASN:N	53:D6:53:ASN:HD22	1.85	0.73
8:AI:25:GLY:HA2	8:AI:60:LEU:O	1.88	0.73
31:B0:41:HIS:HB3	42:BN:99:LYS:HB2	1.70	0.73
23:DB:222:A:H61	23:DB:232:G:H1'	1.54	0.73
38:DM:40:ARG:HD3	38:DM:93:VAL:HG21	1.69	0.73
43:DO:15:ARG:HH21	43:DO:95:SER:HB3	1.54	0.73
47:DF:32:LYS:HA	47:DF:95:MET:HG3	1.70	0.73
1:AA:1241:G:H2'	1:AA:1242:G:H8	1.53	0.73
21:AU:24:LYS:CD	21:AU:25:ALA:H	2.01	0.73
23:BB:144:A:H2'	23:BB:145:C:C6	2.23	0.73
49:BR:49:ILE:HD13	49:BR:53:PHE:N	2.03	0.73
5:CF:86:ARG:NH1	17:CR:63:TYR:HB3	2.03	0.73
23:DB:137:U:H3'	23:DB:138:U:C6	2.24	0.73
24:DI:20:SER:HB3	24:DI:21:PRO:HD3	1.69	0.73
7:AH:76:ARG:HD2	7:AH:125:ILE:O	1.89	0.73
23:BB:704:G:H1'	23:BB:727:A:H61	1.54	0.73
24:BI:122:GLU:O	24:BI:126:ARG:HG3	1.88	0.73
32:B4:7:VAL:HG23	32:B4:35:GLN:HB2	1.70	0.73

Continued on next page...

Continued from previous page...

Atom-1	Atom-2	Interatomic distance (Å)	Clash overlap (Å)
19:CT:19:HIS:O	19:CT:23:ARG:HG2	1.89	0.73
1:CA:999:C:H2'	1:CA:1000:A:C8	2.23	0.73
23:DB:704:G:H1'	23:DB:727:A:H61	1.53	0.73
52:DW:39:GLN:HG2	52:DW:40:ARG:N	2.02	0.73
12:AM:79:LEU:HD22	12:AM:86:ARG:HE	1.52	0.73
23:BB:673:C:H5''	29:BE:76:PRO:HD2	1.70	0.73
38:BM:2:LEU:HD23	38:BM:46:ILE:HD11	1.70	0.73
47:BF:32:LYS:HA	47:BF:95:MET:HG3	1.70	0.73
52:BW:77:LYS:O	52:BW:78:PHE:HB2	1.89	0.73
1:CA:977:A:H2'	1:CA:978:A:H5''	1.71	0.73
23:DB:1447:C:H2'	23:DB:1448:G:H8	1.53	0.73
23:DB:1727:C:H2'	23:DB:1728:C:C6	2.24	0.73
38:DM:71:LYS:HE3	38:DM:73:ILE:HD11	1.69	0.73
42:DN:85:PRO:HA	42:DN:88:ALA:HB2	1.71	0.73
53:D6:174:GLN:C	53:D6:174:GLN:HE21	1.92	0.73
1:AA:269:C:H2'	1:AA:270:A:C8	2.24	0.73
1:AA:532:A:H62	2:AC:191:THR:HB	1.54	0.73
2:AC:2:GLN:HE21	2:AC:2:GLN:H	1.34	0.73
15:AP:52:LEU:HD21	15:AP:75:ILE:HG12	1.69	0.73
42:BN:45:ARG:HG3	42:BN:95:THR:HG21	1.71	0.73
45:BS:70:LYS:HE2	45:BS:72:THR:HG22	1.71	0.73
51:BZ:40:VAL:HG22	51:BZ:45:ARG:O	1.88	0.73
53:B6:64:ARG:HA	53:B6:103:ILE:HB	1.71	0.73
2:CC:26:LYS:HG3	2:CC:27:GLU:HG3	1.70	0.73
22:DA:2:G:H2'	22:DA:3:C:C6	2.24	0.73
23:DB:470:A:H61	50:DT:72:GLN:HE22	1.37	0.73
23:DB:544:C:H4'	23:DB:545:U:OP1	1.88	0.73
23:DB:1244:A:H5''	37:DL:8:PRO:HD3	1.70	0.73
48:DG:104:LEU:HD11	48:DG:147:LEU:HD23	1.70	0.73
1:AA:927:G:H4'	1:AA:1503:A:N7	2.04	0.72
23:BB:345:A:H1'	23:BB:346:A:C2	2.23	0.72
23:BB:1655:A:H5'	26:BD:118:PHE:HB2	1.71	0.72
23:BB:2284:A:OP2	33:B1:5:ARG:HG3	1.88	0.72
23:BB:2478:A:H5'	32:B4:32:LYS:HE2	1.71	0.72
41:BJ:57:LEU:HG	41:BJ:128:ASN:H	1.54	0.72
14:CO:8:THR:O	14:CO:12:VAL:HG23	1.89	0.72
23:DB:654:A:H2'	23:DB:655:A:H5''	1.69	0.72
23:DB:670:A:H4'	23:DB:671:C:H5'	1.70	0.72
47:DF:64:PRO:HA	47:DF:88:VAL:CG2	2.19	0.72
1:AA:731:G:H5'	1:AA:766:A:H4'	1.72	0.72
13:AN:50:LEU:H	13:AN:51:PRO:HD2	1.53	0.72

Continued on next page...

Continued from previous page...

Atom-1	Atom-2	Interatomic distance (Å)	Clash overlap (Å)
14:AO:8:THR:O	14:AO:12:VAL:HG23	1.89	0.72
24:BI:20:SER:HB3	24:BI:21:PRO:HD3	1.69	0.72
40:BH:85:GLY:HA3	40:BH:91:PHE:HE1	1.53	0.72
50:BT:15:HIS:H	50:BT:32:LEU:HA	1.55	0.72
11:CL:35:ARG:NH1	53:D6:104:PRO:HB3	2.03	0.72
23:DB:1197:G:H2'	23:DB:1198:U:H6	1.52	0.72
23:DB:1729:U:H3'	23:DB:1730:C:C4'	2.19	0.72
1:AA:814:A:H5'	1:AA:1511:G:H4'	1.71	0.72
1:AA:973:G:H3'	1:AA:974:A:H5''	1.70	0.72
23:BB:903:C:H2'	23:BB:904:G:C8	2.23	0.72
23:BB:2758:A:H2'	23:BB:2759:G:O4'	1.89	0.72
53:B6:76:LEU:HD23	53:B6:77:LYS:HZ1	1.55	0.72
2:CC:192:TYR:HA	1:CA:1206:G:H4'	1.71	0.72
3:CD:8:LEU:HD23	1:CA:429:U:H3'	1.71	0.72
11:CL:107:LYS:H	11:CL:107:LYS:HZ3	1.35	0.72
20:CB:85:SER:HB3	20:CB:221:ARG:HH12	1.54	0.72
23:DB:1993:U:H4'	26:DD:133:THR:HG21	1.72	0.72
32:D4:9:LYS:HB3	32:D4:16:ILE:HD11	1.70	0.72
5:AF:98:GLU:HG2	5:AF:99:ALA:N	2.04	0.72
23:DB:903:C:H2'	23:DB:904:G:C8	2.24	0.72
35:DV:40:ILE:H	35:DV:40:ILE:HD13	1.53	0.72
52:DW:37:VAL:HG12	52:DW:38:ARG:N	2.05	0.72
1:AA:87:C:C2	1:AA:88:U:H1'	2.23	0.72
13:AN:15:LEU:HD12	13:AN:53:ASP:HB3	1.69	0.72
20:AB:42:LEU:HA	20:AB:45:THR:HB	1.71	0.72
29:BE:146:VAL:HG11	29:BE:187:VAL:HG23	1.71	0.72
41:BJ:73:VAL:HG23	41:BJ:74:TYR:H	1.54	0.72
44:BQ:7:VAL:HG23	44:BQ:8:ILE:HD12	1.70	0.72
49:BR:19:THR:HG22	49:BR:97:LYS:HA	1.70	0.72
50:BT:44:LYS:O	50:BT:48:GLN:HG2	1.90	0.72
6:CG:145:GLU:HA	6:CG:148:LYS:HB2	1.71	0.72
23:DB:2145:C:H3'	23:DB:2146:C:H5'	1.72	0.72
41:DJ:73:VAL:HG23	41:DJ:74:TYR:H	1.53	0.72
49:DR:19:THR:HG22	49:DR:97:LYS:HA	1.71	0.72
4:AE:28:ARG:HH21	4:AE:30:PHE:HA	1.54	0.72
17:AR:40:PRO:HD2	17:AR:43:ILE:HD12	1.71	0.72
24:BI:77:VAL:HA	24:BI:80:LYS:HE2	1.72	0.72
25:BC:156:SER:O	25:BC:194:VAL:HG11	1.89	0.72
27:BK:102:PRO:HA	27:BK:120:PRO:HB3	1.70	0.72
40:BH:63:ALA:HA	40:BH:66:ASN:HD21	1.55	0.72
53:B6:178:LYS:O	53:B6:181:GLN:HG3	1.90	0.72

Continued on next page...

Continued from previous page...

Atom-1	Atom-2	Interatomic distance (Å)	Clash overlap (Å)
1:CA:1526:G:OP2	21:CU:38:GLU:HB3	1.90	0.72
23:DB:2336:A:H61	52:DW:40:ARG:HD2	1.52	0.72
23:DB:2472:G:H2'	23:DB:2475:C:H42	1.55	0.72
25:DC:156:SER:O	25:DC:194:VAL:HG11	1.90	0.72
28:DP:20:ARG:HG3	28:DP:21:PRO:HD2	1.70	0.72
40:DH:27:ARG:HG2	40:DH:27:ARG:HH21	1.53	0.72
2:AC:149:LYS:HB3	2:AC:200:TRP:HB2	1.72	0.72
13:AN:30:ILE:H	13:AN:30:ILE:HD12	1.55	0.72
26:BD:55:LYS:HZ2	26:BD:55:LYS:HB3	1.54	0.72
38:BM:71:LYS:HE3	38:BM:73:ILE:HD11	1.71	0.72
39:BX:1:MET:HB3	39:BX:4:LYS:HB3	1.71	0.72
40:BH:31:VAL:CB	40:BH:32:PRO:HD2	2.18	0.72
46:BU:3:LYS:HB3	46:BU:82:VAL:HG21	1.72	0.72
20:CB:95:TRP:HH2	20:CB:100:LEU:HB2	1.55	0.72
29:DE:23:PHE:HA	29:DE:107:SER:HB2	1.72	0.72
40:DH:78:VAL:HB	40:DH:144:VAL:HG13	1.71	0.72
1:AA:1167:A:H2'	1:AA:1169:A:N7	2.05	0.72
13:AN:26:LEU:HD11	13:AN:44:VAL:HG13	1.70	0.72
28:BP:56:SER:HB2	28:BP:75:THR:CG2	2.20	0.72
35:BV:40:ILE:HD13	35:BV:40:ILE:H	1.54	0.72
3:CD:39:GLN:HA	1:CA:426:U:H4'	1.71	0.72
1:CA:817:C:H1'	1:CA:819:A:H5'	1.70	0.72
23:DB:1168:G:H2'	23:DB:1169:A:C8	2.25	0.72
24:DI:105:LEU:HD11	24:DI:139:VAL:HG21	1.69	0.72
41:DJ:45:THR:H	41:DJ:46:PRO:HD3	1.55	0.72
23:BB:1082:U:N3	23:BB:1086:A:C2	2.58	0.72
28:BP:4:ILE:HG22	28:BP:5:LYS:N	2.04	0.72
40:BH:116:ARG:HB3	40:BH:131:SER:H	1.52	0.72
42:BN:2:ARG:HA	42:BN:5:LYS:HD3	1.72	0.72
3:CD:29:THR:HG22	3:CD:30:LYS:H	1.54	0.72
20:CB:41:ASN:ND2	20:CB:43:GLU:HB2	2.04	0.72
1:CA:1409:C:H2'	1:CA:1410:A:C8	2.25	0.72
23:DB:277:G:H4'	23:DB:278:A:N7	2.04	0.72
23:DB:1080:A:H2'	23:DB:1081:U:H6	1.52	0.72
40:DH:133:GLN:HA	40:DH:139:PHE:HB3	1.71	0.72
52:DW:77:LYS:O	52:DW:78:PHE:HB2	1.88	0.72
1:AA:977:A:H2'	1:AA:978:A:H5''	1.72	0.72
5:AF:80:PHE:CE1	25:BC:123:ILE:HD13	2.25	0.72
23:BB:1872:A:H2'	23:BB:1873:G:O4'	1.89	0.72
40:BH:27:ARG:HG2	40:BH:27:ARG:HH21	1.54	0.72
40:BH:63:ALA:HA	40:BH:66:ASN:ND2	2.05	0.72

Continued on next page...

Continued from previous page...

Atom-1	Atom-2	Interatomic distance (Å)	Clash overlap (Å)
41:BJ:45:THR:H	41:BJ:46:PRO:HD3	1.55	0.72
49:BR:4:VAL:HA	49:BR:12:HIS:O	1.90	0.72
3:CD:25:ARG:HD3	3:CD:26:ALA:N	2.05	0.72
3:CD:84:ASN:ND2	3:CD:86:GLY:H	1.88	0.72
6:CG:2:ARG:NH1	6:CG:2:ARG:HB3	2.05	0.72
20:CB:87:ASP:HB2	20:CB:224:ARG:HH12	1.55	0.72
23:DB:142:A:H2'	23:DB:143:C:C6	2.25	0.72
23:DB:1060:U:C4	23:DB:1088:A:N6	2.58	0.72
23:DB:2269:G:H4'	52:DW:19:ARG:NH1	2.04	0.72
40:DH:27:ARG:H	40:DH:31:VAL:CG2	2.01	0.72
1:AA:817:C:H1'	1:AA:819:A:H5'	1.71	0.71
1:AA:865:A:H5'	1:AA:1078:U:O4	1.90	0.71
1:AA:1236:A:H4'	1:AA:1304:G:H4'	1.72	0.71
38:BM:10:ARG:HH11	38:BM:89:VAL:HG22	1.53	0.71
53:B6:180:GLU:HA	53:B6:183:ILE:HG22	1.72	0.71
6:CG:104:VAL:O	6:CG:108:ARG:HG3	1.89	0.71
12:CM:10:ASP:HB3	12:CM:45:SER:HB3	1.70	0.71
1:CA:764:C:H2'	1:CA:765:G:H5'	1.71	0.71
23:DB:2141:G:H2'	23:DB:2142:A:H8	1.55	0.71
1:AA:408:A:OP1	3:AD:111:ALA:HB3	1.89	0.71
9:AJ:8:ILE:HG12	9:AJ:100:ILE:HG22	1.72	0.71
23:BB:616:A:H3'	23:BB:617:G:H8	1.55	0.71
23:BB:704:G:H2'	23:BB:726:G:H22	1.53	0.71
45:BS:29:VAL:HA	45:BS:32:ALA:HB3	1.71	0.71
1:CA:83:C:O2'	1:CA:84:U:H2'	1.91	0.71
23:DB:2306:C:H2'	23:DB:2307:G:N2	2.03	0.71
27:DK:102:PRO:HA	27:DK:120:PRO:HB3	1.70	0.71
11:AL:78:VAL:HG12	11:AL:101:LEU:HD13	1.72	0.71
23:BB:470:A:H61	50:BT:72:GLN:NE2	1.87	0.71
23:BB:1060:U:C4	23:BB:1088:A:N6	2.58	0.71
23:BB:1244:A:H5''	37:BL:8:PRO:HD3	1.72	0.71
43:BO:3:LYS:H	43:BO:3:LYS:NZ	1.87	0.71
46:BU:40:LEU:HB3	46:BU:59:GLU:HG2	1.73	0.71
13:CN:56:PRO:HD2	1:CA:1317:C:OP1	1.91	0.71
23:DB:1597:A:H5''	23:DB:1598:A:H5'	1.69	0.71
23:DB:1872:A:H2'	23:DB:1873:G:O4'	1.89	0.71
23:DB:2346:A:H3'	23:DB:2347:C:H5''	1.71	0.71
45:DS:17:VAL:C	45:DS:19:LEU:H	1.92	0.71
23:BB:1309:G:OP1	36:B2:9:VAL:HG12	1.90	0.71
23:BB:1859:U:H2'	23:BB:1860:G:C8	2.25	0.71
46:BU:85:ARG:HD3	46:BU:86:PHE:N	2.04	0.71

Continued on next page...

Continued from previous page...

Atom-1	Atom-2	Interatomic distance (Å)	Clash overlap (Å)
20:CB:216:VAL:O	20:CB:220:VAL:HG23	1.90	0.71
23:DB:1387:A:H2'	23:DB:1388:G:H8	1.55	0.71
23:DB:2800:A:H2'	23:DB:2801:G:O4'	1.89	0.71
4:AE:156:ARG:HA	4:AE:158:LYS:HZ2	1.54	0.71
6:AG:142:ARG:HH11	6:AG:142:ARG:HB2	1.54	0.71
12:AM:10:ASP:HA	12:AM:44:ILE:HD13	1.73	0.71
17:AR:21:ASP:OD1	17:AR:23:LYS:HG3	1.91	0.71
28:BP:20:ARG:HG3	28:BP:21:PRO:HD2	1.70	0.71
48:BG:10:VAL:HG21	48:BG:16:VAL:HG21	1.73	0.71
28:DP:50:ARG:HB2	28:DP:56:SER:HB3	1.73	0.71
49:DR:49:ILE:HD13	49:DR:53:PHE:N	2.06	0.71
49:DR:91:GLN:HG3	49:DR:92:TRP:H	1.55	0.71
52:DW:46:ALA:HB2	52:DW:78:PHE:HD1	1.56	0.71
1:AA:473:U:H2'	1:AA:474:G:H8	1.54	0.71
26:BD:34:VAL:HB	26:BD:48:ILE:HD11	1.70	0.71
40:BH:73:ASN:N	40:BH:73:ASN:HD22	1.88	0.71
4:CE:143:LEU:O	4:CE:146:MET:HG2	1.90	0.71
10:CK:31:VAL:HG21	10:CK:66:ALA:HA	1.72	0.71
18:CS:10:ILE:HG22	18:CS:37:SER:HB3	1.73	0.71
23:DB:996:A:O3'	44:DQ:91:ARG:HG2	1.89	0.71
46:DU:49:PRO:HA	46:DU:53:GLN:HG3	1.73	0.71
23:BB:1019:U:H2'	23:BB:1020:A:H8	1.56	0.71
23:BB:1197:G:H2'	23:BB:1198:U:H6	1.56	0.71
28:BP:50:ARG:HB2	28:BP:56:SER:HB3	1.72	0.71
47:BF:87:LYS:HG3	47:BF:88:VAL:H	1.56	0.71
49:BR:91:GLN:HG3	49:BR:92:TRP:H	1.56	0.71
5:CF:98:GLU:HG2	5:CF:99:ALA:N	2.04	0.71
9:CJ:8:ILE:HG12	9:CJ:100:ILE:HG22	1.70	0.71
12:CM:106:ARG:HD3	12:CM:111:PRO:HA	1.72	0.71
50:DT:69:ARG:CZ	50:DT:69:ARG:HA	2.21	0.71
1:AA:135:C:O2	15:AP:1:MET:HB2	1.90	0.71
2:AC:126:ARG:NH2	2:AC:191:THR:HG23	2.06	0.71
6:AG:104:VAL:O	6:AG:108:ARG:HG3	1.91	0.71
10:AK:31:VAL:HG21	10:AK:66:ALA:HA	1.71	0.71
40:BH:103:VAL:HG21	40:BH:110:VAL:H	1.56	0.71
5:CF:47:LEU:HD13	5:CF:51:ILE:HG22	1.71	0.71
20:CB:44:LYS:C	20:CB:47:PRO:HD2	2.10	0.71
23:DB:742:A:H2'	23:DB:743:A:C8	2.26	0.71
30:DY:2:LYS:HG2	30:DY:3:THR:H	1.56	0.71
38:DM:71:LYS:HD3	38:DM:95:LEU:HD13	1.72	0.71
1:AA:1391:U:H2'	1:AA:1392:G:C8	2.26	0.71

Continued on next page...

Continued from previous page...

Atom-1	Atom-2	Interatomic distance (Å)	Clash overlap (Å)
5:AF:86:ARG:NH1	17:AR:63:TYR:HB3	2.05	0.71
1:CA:76:G:H2'	1:CA:77:A:C8	2.26	0.71
1:CA:473:U:H2'	1:CA:474:G:H8	1.55	0.71
23:DB:1082:U:N3	23:DB:1086:A:C2	2.59	0.71
23:DB:2182:U:H2'	23:DB:2183:A:C8	2.25	0.71
23:DB:2484:G:OP1	38:DM:44:ARG:HD3	1.90	0.71
23:DB:2804:U:H2'	23:DB:2805:C:C6	2.26	0.71
24:DI:85:ILE:HD13	24:DI:137:LEU:HD21	1.73	0.71
41:DJ:35:ARG:HG3	41:DJ:40:HIS:NE2	2.05	0.71
51:DZ:40:VAL:HG22	51:DZ:45:ARG:O	1.90	0.71
1:AA:501:C:H2'	1:AA:502:A:H8	1.55	0.71
20:AB:216:VAL:O	20:AB:220:VAL:HG23	1.90	0.71
23:BB:742:A:H2'	23:BB:743:A:C8	2.25	0.71
23:BB:1729:U:H3'	23:BB:1730:C:C4'	2.21	0.71
25:BC:80:LEU:HD11	25:BC:109:LEU:HG	1.71	0.71
26:BD:105:LYS:HD2	26:BD:177:VAL:HG22	1.72	0.71
48:BG:120:ILE:HG13	48:BG:140:ILE:HG22	1.71	0.71
6:CG:12:LEU:HD22	6:CG:13:PRO:HD2	1.72	0.71
20:CB:96:LEU:HB2	20:CB:99:MET:HE3	1.72	0.71
23:DB:1440:U:H2'	23:DB:1441:G:H8	1.56	0.71
32:D4:12:ARG:HG3	32:D4:13:ASN:HD22	1.56	0.71
41:DJ:57:LEU:HG	41:DJ:128:ASN:H	1.55	0.71
1:AA:1237:C:H3'	1:AA:1336:C:H41	1.56	0.70
23:BB:1993:U:H4'	26:BD:133:THR:CG2	2.21	0.70
23:BB:2267:A:H5''	23:BB:2268:A:H5'	1.73	0.70
28:BP:54:LEU:HA	28:BP:76:HIS:HD2	1.57	0.70
29:BE:23:PHE:HA	29:BE:107:SER:HB2	1.72	0.70
50:BT:69:ARG:CZ	50:BT:69:ARG:HA	2.20	0.70
52:BW:37:VAL:HG13	52:BW:55:ASP:O	1.90	0.70
52:BW:46:ALA:HB2	52:BW:78:PHE:HD1	1.55	0.70
15:CP:43:ALA:HA	15:CP:46:LYS:HD2	1.72	0.70
1:CA:266:G:O2'	1:CA:267:C:H3'	1.90	0.70
42:DN:33:ILE:HG22	42:DN:114:GLU:HB2	1.73	0.70
46:DU:81:ARG:HD2	46:DU:96:LYS:HG3	1.73	0.70
50:DT:44:LYS:O	50:DT:48:GLN:HG2	1.90	0.70
50:DT:87:LEU:HD12	50:DT:91:GLN:HG2	1.73	0.70
1:AA:664:G:H22	1:AA:741:G:H1	1.39	0.70
18:AS:10:ILE:HG22	18:AS:37:SER:HB3	1.73	0.70
20:AB:34:ARG:O	20:AB:37:VAL:HG12	1.89	0.70
23:BB:282:A:H2'	23:BB:283:G:C8	2.27	0.70
25:BC:144:GLU:HB3	25:BC:187:CYS:HB3	1.73	0.70

Continued on next page...

Continued from previous page...

Atom-1	Atom-2	Interatomic distance (Å)	Clash overlap (Å)
39:BX:14:LEU:O	39:BX:18:LEU:HB2	1.91	0.70
14:CO:89:ARG:HH22	23:DB:715:A:H5''	1.55	0.70
1:CA:664:G:H22	1:CA:741:G:H1	1.38	0.70
23:BB:1902:C:H4'	25:BC:241:LYS:O	1.91	0.70
23:BB:1920:C:H3'	23:BB:1921:G:H8	1.55	0.70
6:CG:107:ALA:HA	6:CG:110:ARG:HD2	1.73	0.70
23:DB:643:A:H61	23:DB:2370:G:H1'	1.57	0.70
23:DB:2902:C:O2'	23:DB:2903:U:H5'	1.92	0.70
28:DP:54:LEU:HA	28:DP:76:HIS:HD2	1.56	0.70
45:DS:82:MET:HB2	45:DS:98:LYS:HB2	1.73	0.70
1:AA:33:A:H2'	1:AA:34:C:C6	2.26	0.70
1:AA:1412:C:H2'	1:AA:1413:A:C8	2.27	0.70
5:AF:81:ASN:HB3	5:AF:84:VAL:HG12	1.73	0.70
19:AT:19:HIS:O	19:AT:23:ARG:HG2	1.90	0.70
20:AB:85:SER:HB3	20:AB:221:ARG:HH12	1.56	0.70
23:BB:181:A:H2'	23:BB:182:A:C8	2.27	0.70
41:BJ:3:THR:HB	41:BJ:44:TYR:OH	1.92	0.70
51:BZ:71:LEU:HD13	51:BZ:76:GLU:HB3	1.73	0.70
23:DB:106:C:H2'	23:DB:107:G:H8	1.54	0.70
29:DE:5:LEU:HD22	29:DE:122:GLU:HG3	1.72	0.70
46:DU:3:LYS:HB3	46:DU:82:VAL:HG21	1.73	0.70
46:DU:26:ASN:HD21	46:DU:34:ILE:HD12	1.56	0.70
46:DU:85:ARG:HD3	46:DU:86:PHE:N	2.06	0.70
48:DG:115:GLN:CD	48:DG:115:GLN:H	1.94	0.70
23:BB:718:A:H3'	23:BB:719:C:H6	1.56	0.70
23:BB:784:G:O2'	23:BB:785:G:H5''	1.91	0.70
23:BB:1172:C:H3'	23:BB:1173:U:C6	2.26	0.70
52:BW:37:VAL:HG12	52:BW:38:ARG:N	2.06	0.70
52:BW:39:GLN:HG2	52:BW:40:ARG:N	2.05	0.70
23:DB:545:U:H2'	23:DB:548:G:OP2	1.91	0.70
47:DF:126:ASN:HB3	47:DF:156:THR:HA	1.73	0.70
1:AA:1526:G:OP2	21:AU:38:GLU:HB3	1.91	0.70
6:AG:12:LEU:HD22	6:AG:13:PRO:HD2	1.72	0.70
23:BB:246:C:H2'	23:BB:247:G:H5'	1.73	0.70
23:BB:2598:A:H5''	25:BC:233:GLY:HA2	1.72	0.70
37:BL:123:ARG:HA	37:BL:143:GLU:HB3	1.74	0.70
39:BX:1:MET:O	39:BX:5:GLU:HG2	1.92	0.70
40:BH:27:ARG:H	40:BH:31:VAL:CG2	2.05	0.70
42:BN:85:PRO:HA	42:BN:88:ALA:HB2	1.73	0.70
53:B6:81:LYS:O	53:B6:84:ARG:HG2	1.91	0.70
11:CL:78:VAL:HG12	11:CL:101:LEU:HD13	1.74	0.70

Continued on next page...

Continued from previous page...

Atom-1	Atom-2	Interatomic distance (Å)	Clash overlap (Å)
15:CP:1:MET:HB2	1:CA:135:C:O2	1.90	0.70
23:DB:246:C:H2'	23:DB:247:G:H5'	1.73	0.70
23:DB:265:A:O2'	23:DB:266:G:H4'	1.91	0.70
23:DB:1639:C:H2'	23:DB:1640:A:H5'	1.72	0.70
43:DO:3:LYS:H	43:DO:3:LYS:NZ	1.89	0.70
46:DU:12:VAL:HG22	46:DU:69:VAL:HG12	1.73	0.70
1:AA:108:G:C6	19:AT:9:ARG:HG2	2.26	0.70
15:AP:43:ALA:HA	15:AP:46:LYS:HD2	1.74	0.70
28:BP:4:ILE:C	28:BP:6:GLN:H	1.95	0.70
10:CK:51:PHE:HB2	10:CK:55:ARG:HB3	1.74	0.70
12:CM:79:LEU:HD22	12:CM:86:ARG:HE	1.56	0.70
21:CU:16:ARG:HH12	21:CU:19:LYS:HZ3	1.39	0.70
23:DB:172:A:H2'	23:DB:173:A:C8	2.26	0.70
23:DB:1381:G:H2'	23:DB:1382:G:H5'	1.74	0.70
46:DU:40:LEU:HB3	46:DU:59:GLU:HG2	1.73	0.70
23:BB:172:A:H2'	23:BB:173:A:C8	2.27	0.70
23:BB:2039:U:H2'	23:BB:2040:G:C8	2.26	0.70
32:B4:9:LYS:HB3	32:B4:16:ILE:HD11	1.71	0.70
8:CI:25:GLY:HA2	8:CI:60:LEU:O	1.92	0.70
23:DB:322:A:OP1	29:DE:162:ARG:HD2	1.91	0.70
23:DB:470:A:H61	50:DT:72:GLN:NE2	1.89	0.70
29:DE:146:VAL:HG11	29:DE:187:VAL:HG23	1.74	0.70
35:DV:62:THR:HG22	35:DV:71:LYS:HG2	1.72	0.70
38:DM:66:ARG:HH11	38:DM:66:ARG:HB3	1.55	0.70
44:DQ:30:VAL:HG22	44:DQ:31:TYR:H	1.57	0.70
48:DG:11:PRO:HD2	48:DG:14:VAL:HG21	1.74	0.70
48:DG:120:ILE:HG13	48:DG:140:ILE:HG22	1.73	0.70
1:AA:452:A:H2'	1:AA:453:G:O4'	1.92	0.70
6:AG:145:GLU:HA	6:AG:148:LYS:HB2	1.73	0.70
23:BB:1063:G:H1'	24:BI:134:SER:O	1.90	0.70
23:BB:2443:C:H2'	23:BB:2444:G:H8	1.57	0.70
28:BP:89:GLY:HA2	28:BP:112:ARG:N	2.07	0.70
38:BM:40:ARG:HD3	38:BM:93:VAL:HG21	1.72	0.70
45:BS:17:VAL:C	45:BS:19:LEU:H	1.94	0.70
46:BU:85:ARG:NH1	46:BU:86:PHE:H	1.89	0.70
3:CD:197:HIS:O	3:CD:200:VAL:HG22	1.91	0.70
1:CA:269:C:H2'	1:CA:270:A:C8	2.26	0.70
1:CA:452:A:H2'	1:CA:453:G:O4'	1.92	0.70
1:CA:1237:C:H3'	1:CA:1336:C:H41	1.55	0.70
23:DB:855:G:N2	52:DW:23:LYS:HG2	2.01	0.70
23:DB:1108:U:H2'	23:DB:1109:C:H6	1.56	0.70

Continued on next page...

Continued from previous page...

Atom-1	Atom-2	Interatomic distance (Å)	Clash overlap (Å)
5:AF:53:LYS:HA	5:AF:53:LYS:NZ	2.05	0.70
8:AI:51:LEU:HB3	8:AI:56:MET:CG	2.18	0.70
46:BU:81:ARG:HD2	46:BU:96:LYS:HG3	1.73	0.70
47:BF:126:ASN:HB3	47:BF:156:THR:HA	1.73	0.70
2:CC:126:ARG:NH2	2:CC:191:THR:HG23	2.06	0.70
2:CC:149:LYS:HB3	2:CC:200:TRP:HB2	1.74	0.70
23:DB:351:C:H2'	23:DB:352:A:C8	2.27	0.70
23:DB:1859:U:H2'	23:DB:1860:G:C8	2.27	0.70
26:DD:186:LEU:HD21	28:DP:3:ILE:HD11	1.74	0.70
37:DL:82:LEU:HD23	37:DL:90:VAL:HG21	1.74	0.70
52:DW:37:VAL:HG13	52:DW:55:ASP:O	1.91	0.70
1:AA:993:G:H2'	1:AA:995:C:H41	1.57	0.69
1:AA:1001:C:H2'	1:AA:1002:G:C8	2.27	0.69
3:AD:94:GLU:HG2	3:AD:185:PRO:HG3	1.74	0.69
23:BB:1429:G:H2'	23:BB:1430:G:H8	1.57	0.69
26:BD:34:VAL:CG1	26:BD:94:GLN:H	2.05	0.69
26:BD:116:LYS:HB3	26:BD:118:PHE:CE2	2.27	0.69
20:CB:184:ALA:HB3	20:CB:195:VAL:HG21	1.73	0.69
23:DB:2394:C:OP1	37:DL:63:LYS:HG2	1.92	0.69
27:DK:102:PRO:HB3	27:DK:121:GLU:HG3	1.72	0.69
23:BB:1594:U:H2'	23:BB:1595:C:C6	2.26	0.69
35:BV:80:HIS:HB3	35:BV:83:LYS:O	1.92	0.69
38:BM:66:ARG:HH11	38:BM:66:ARG:HB3	1.56	0.69
46:BU:49:PRO:HA	46:BU:53:GLN:HG3	1.74	0.69
8:CI:20:ILE:HD13	8:CI:85:ALA:HB3	1.73	0.69
17:CR:21:ASP:OD1	17:CR:23:LYS:HG3	1.91	0.69
31:D0:41:HIS:HB3	42:DN:99:LYS:HB2	1.74	0.69
37:DL:123:ARG:HA	37:DL:143:GLU:HB3	1.73	0.69
1:AA:72:A:H2'	1:AA:73:C:C6	2.26	0.69
1:AA:337:G:H2'	1:AA:338:A:C8	2.27	0.69
1:AA:1089:G:H1'	1:AA:1167:A:H61	1.56	0.69
23:BB:62:U:H3'	23:BB:63:A:C8	2.27	0.69
40:BH:6:LEU:HD13	40:BH:36:ALA:HA	1.73	0.69
40:BH:51:ARG:N	40:BH:51:ARG:HD2	2.07	0.69
53:B6:29:ARG:HE	53:B6:32:ARG:HD2	1.57	0.69
3:CD:1:ALA:HA	1:CA:405:U:O4	1.92	0.69
3:CD:111:ALA:HB3	1:CA:408:A:OP1	1.92	0.69
3:CD:199:ILE:HG13	3:CD:200:VAL:N	2.06	0.69
6:CG:142:ARG:HB2	6:CG:142:ARG:HH11	1.57	0.69
11:CL:86:VAL:HB	11:CL:89:LEU:HB2	1.73	0.69
19:CT:9:ARG:HG2	1:CA:108:G:C6	2.27	0.69

Continued on next page...

Continued from previous page...

Atom-1	Atom-2	Interatomic distance (Å)	Clash overlap (Å)
1:CA:1391:U:H2'	1:CA:1392:G:C8	2.27	0.69
28:DP:89:GLY:HA2	28:DP:112:ARG:N	2.07	0.69
45:DS:29:VAL:HA	45:DS:32:ALA:HB3	1.73	0.69
46:DU:39:ASN:HB3	46:DU:62:ALA:HB3	1.74	0.69
1:AA:1317:C:OP1	13:AN:56:PRO:HD2	1.92	0.69
2:AC:19:SER:HB3	2:AC:21:TRP:HE1	1.57	0.69
2:AC:26:LYS:HG3	2:AC:27:GLU:HG3	1.73	0.69
10:AK:14:GLN:HA	10:AK:76:TYR:O	1.92	0.69
20:AB:184:ALA:HB3	20:AB:195:VAL:HG21	1.73	0.69
21:AU:24:LYS:HB3	21:AU:24:LYS:NZ	2.06	0.69
27:BK:102:PRO:HB3	27:BK:121:GLU:HG3	1.72	0.69
41:BJ:35:ARG:HG3	41:BJ:40:HIS:NE2	2.07	0.69
44:BQ:94:LEU:HD21	49:BR:11:GLN:HB2	1.73	0.69
18:CS:5:LYS:HG2	1:CA:1314:C:OP2	1.93	0.69
23:DB:138:U:H2'	23:DB:140:C:O4'	1.92	0.69
23:DB:2243:U:H2'	23:DB:2244:U:C6	2.27	0.69
38:DM:96:ILE:HD11	38:DM:126:ILE:HG12	1.74	0.69
48:DG:10:VAL:HG21	48:DG:16:VAL:HG21	1.73	0.69
1:AA:91:U:H2'	1:AA:92:U:C6	2.27	0.69
2:AC:70:ALA:HA	2:AC:105:VAL:CG2	2.23	0.69
3:AD:25:ARG:HD3	3:AD:26:ALA:N	2.08	0.69
20:AB:127:LYS:O	20:AB:128:LEU:HB2	1.92	0.69
38:BM:19:GLY:HA2	38:BM:97:GLN:HB2	1.72	0.69
1:CA:90:C:H2'	1:CA:91:U:H6	1.56	0.69
23:DB:275:C:H2'	23:DB:276:U:C6	2.26	0.69
23:DB:1902:C:H4'	25:DC:241:LYS:O	1.93	0.69
48:DG:23:ILE:HD11	48:DG:42:VAL:HG11	1.74	0.69
12:AM:7:ASN:ND2	12:AM:7:ASN:H	1.91	0.69
20:AB:41:ASN:HD21	20:AB:43:GLU:HB2	1.55	0.69
23:BB:992:C:H4'	49:BR:74:ILE:HD13	1.75	0.69
23:BB:2304:G:H22	23:BB:2312:U:H3	1.40	0.69
23:BB:2346:A:H3'	23:BB:2347:C:H5''	1.73	0.69
40:BH:78:VAL:O	40:BH:143:ILE:HG13	1.92	0.69
46:BU:84:PHE:O	46:BU:85:ARG:HB2	1.92	0.69
47:BF:58:ALA:HB3	47:BF:139:GLU:HG2	1.74	0.69
47:BF:64:PRO:HA	47:BF:88:VAL:CG2	2.23	0.69
47:BF:101:ARG:NH1	47:BF:138:PRO:HB2	2.08	0.69
3:CD:94:GLU:HG2	3:CD:185:PRO:HG3	1.75	0.69
1:CA:1356:G:H2'	1:CA:1357:A:C8	2.28	0.69
23:DB:812:C:H5'	37:DL:21:ARG:O	1.92	0.69
23:DB:2267:A:H5''	23:DB:2268:A:H5'	1.74	0.69

Continued on next page...

Continued from previous page...

Atom-1	Atom-2	Interatomic distance (Å)	Clash overlap (Å)
28:DP:63:ILE:HG12	28:DP:68:GLY:HA2	1.74	0.69
35:DV:80:HIS:HB3	35:DV:83:LYS:O	1.92	0.69
41:DJ:23:LYS:HE3	41:DJ:142:ILE:HG23	1.75	0.69
42:DN:12:ARG:HG3	42:DN:13:ASN:H	1.57	0.69
1:AA:87:C:N3	1:AA:88:U:H1'	2.07	0.69
1:AA:266:G:O2'	1:AA:267:C:H3'	1.92	0.69
5:AF:47:LEU:HD13	5:AF:51:ILE:HG22	1.73	0.69
23:BB:1437:C:H2'	23:BB:1438:U:H6	1.57	0.69
23:BB:1565:C:H5''	25:BC:17:LYS:NZ	2.08	0.69
38:BM:96:ILE:HD11	38:BM:126:ILE:HG12	1.74	0.69
48:BG:23:ILE:HD11	48:BG:42:VAL:HG11	1.74	0.69
48:BG:155:PRO:HA	48:BG:170:THR:HG22	1.75	0.69
3:CD:90:LEU:HD11	3:CD:194:ILE:HD13	1.74	0.69
12:CM:106:ARG:HA	12:CM:106:ARG:HH11	1.55	0.69
15:CP:28:ARG:HH21	1:CA:390:U:H5''	1.58	0.69
23:DB:1019:U:H2'	23:DB:1020:A:H8	1.58	0.69
23:DB:2461:A:H2'	23:DB:2462:C:C6	2.27	0.69
1:AA:93:U:H3'	1:AA:94:G:H5''	1.73	0.69
1:AA:238:A:H2'	1:AA:239:U:H5''	1.74	0.69
1:AA:812:G:N3	1:AA:812:G:H2'	2.07	0.69
2:AC:126:ARG:HH22	2:AC:190:THR:HB	1.57	0.69
20:AB:41:ASN:ND2	20:AB:43:GLU:HB2	2.07	0.69
23:BB:1681:G:N3	23:BB:1762:A:H2'	2.08	0.69
23:BB:1813:G:N3	25:BC:49:THR:HG21	2.07	0.69
23:BB:2328:A:H2'	23:BB:2329:U:C6	2.28	0.69
25:BC:20:ASN:HD22	25:BC:23:LEU:HD13	1.57	0.69
29:BE:148:ILE:HA	29:BE:187:VAL:HB	1.75	0.69
47:BF:137:PHE:HB2	47:BF:138:PRO:HD2	1.75	0.69
48:BG:3:VAL:O	48:BG:68:ARG:HG3	1.93	0.69
49:BR:49:ILE:HD13	49:BR:53:PHE:H	1.56	0.69
12:CM:7:ASN:ND2	12:CM:7:ASN:H	1.88	0.69
15:CP:48:GLU:HG3	15:CP:49:GLY:H	1.57	0.69
1:CA:33:A:H2'	1:CA:34:C:C6	2.28	0.69
1:CA:920:U:H2'	1:CA:921:U:C6	2.28	0.69
23:DB:28:A:N6	23:DB:512:G:H1'	2.08	0.69
23:DB:181:A:H2'	23:DB:182:A:C8	2.27	0.69
23:DB:1241:A:H2'	23:DB:1242:U:H5'	1.74	0.69
23:DB:1594:U:H2'	23:DB:1595:C:C6	2.28	0.69
23:DB:2645:G:H4'	23:DB:2732:G:H2'	1.75	0.69
26:DD:116:LYS:HB3	26:DD:118:PHE:CE2	2.27	0.69
28:DP:4:ILE:C	28:DP:6:GLN:H	1.95	0.69

Continued on next page...

Continued from previous page...

Atom-1	Atom-2	Interatomic distance (Å)	Clash overlap (Å)
38:DM:10:ARG:HH11	38:DM:89:VAL:HG22	1.58	0.69
40:DH:2:GLN:O	40:DH:3:VAL:HG22	1.92	0.69
40:DH:9:VAL:HB	40:DH:12:LEU:O	1.92	0.69
44:DQ:7:VAL:HG23	44:DQ:8:ILE:HD12	1.73	0.69
51:DZ:5:CYS:HB2	51:DZ:10:LYS:HB2	1.75	0.69
4:AE:37:VAL:HA	4:AE:47:PHE:HA	1.75	0.69
6:AG:125:ASP:HB3	6:AG:130:LYS:HB3	1.74	0.69
20:AB:87:ASP:HB2	20:AB:224:ARG:HH12	1.58	0.69
23:BB:1241:A:H2'	23:BB:1242:U:H5'	1.73	0.69
23:BB:2749:A:C3'	23:BB:2750:A:H5''	2.21	0.69
24:BI:105:LEU:HD11	24:BI:139:VAL:HG11	1.74	0.69
26:BD:17:GLU:CD	26:BD:17:GLU:H	1.95	0.69
46:BU:73:ASN:HD21	46:BU:76:THR:N	1.91	0.69
2:CC:81:GLU:HG3	2:CC:82:ASP:N	2.06	0.69
6:CG:2:ARG:HB2	1:CA:1380:U:O4	1.92	0.69
24:DI:9:LYS:HG2	24:DI:57:VAL:HG13	1.75	0.69
46:DU:85:ARG:NH1	46:DU:86:PHE:H	1.90	0.69
2:AC:81:GLU:HG3	2:AC:82:ASP:N	2.07	0.69
12:AM:106:ARG:HA	12:AM:106:ARG:HH11	1.58	0.69
16:AQ:74:LEU:HD22	16:AQ:75:VAL:N	2.08	0.69
23:BB:570:G:H2'	23:BB:2030:A:N7	2.08	0.69
34:B3:5:THR:HG22	34:B3:62:PRO:HD2	1.75	0.69
40:BH:21:VAL:HG21	40:BH:25:TYR:HD2	1.58	0.69
40:BH:48:GLU:H	40:BH:50:ARG:HH21	1.41	0.69
12:CM:10:ASP:HA	12:CM:44:ILE:HD13	1.73	0.69
17:CR:40:PRO:HD2	17:CR:43:ILE:HD12	1.75	0.69
1:CA:1278:G:H4'	1:CA:1279:G:H5'	1.74	0.69
23:DB:570:G:H2'	23:DB:2030:A:N7	2.08	0.69
23:DB:871:U:H2'	23:DB:872:U:C6	2.28	0.69
23:DB:1918:A:H1'	23:DB:1919:A:N7	2.08	0.69
23:DB:1993:U:H4'	26:DD:133:THR:CG2	2.23	0.69
23:DB:2502:G:H5'	23:DB:2503:A:C5'	2.23	0.69
30:DY:5:LYS:HB2	30:DY:57:GLU:HB2	1.75	0.69
38:DM:66:ARG:CZ	38:DM:101:VAL:HG11	2.23	0.69
39:DX:1:MET:O	39:DX:5:GLU:HG2	1.93	0.69
44:DQ:63:ARG:NH1	44:DQ:96:ASP:HA	2.08	0.69
47:DF:101:ARG:NH1	47:DF:138:PRO:HB2	2.08	0.69
51:DZ:6:GLN:NE2	51:DZ:50:ARG:H	1.91	0.69
1:AA:215:C:H2'	1:AA:216:U:C6	2.28	0.68
1:AA:764:C:C2'	1:AA:765:G:H5'	2.23	0.68
3:AD:29:THR:HG22	3:AD:30:LYS:H	1.59	0.68

Continued on next page...

Continued from previous page...

Atom-1	Atom-2	Interatomic distance (Å)	Clash overlap (Å)
11:AL:86:VAL:HB	11:AL:89:LEU:HB2	1.74	0.68
23:BB:265:A:O2'	23:BB:266:G:H4'	1.94	0.68
23:BB:307:G:N2	23:BB:309:A:H3'	2.08	0.68
23:BB:1387:A:H2'	23:BB:1388:G:H8	1.57	0.68
42:BN:33:ILE:HG22	42:BN:114:GLU:HB2	1.73	0.68
5:CF:66:ALA:HB1	5:CF:67:PRO:HD2	1.75	0.68
23:DB:2470:G:P	38:DM:55:ARG:HH11	2.16	0.68
41:DJ:3:THR:HB	41:DJ:44:TYR:OH	1.93	0.68
48:DG:17:LYS:HZ2	48:DG:17:LYS:HA	1.57	0.68
5:AF:3:HIS:HB2	5:AF:92:THR:CA	2.17	0.68
23:BB:1174:U:H4'	23:BB:1176:U:O4	1.93	0.68
23:BB:1916:A:H5''	23:BB:1917:U:OP2	1.94	0.68
23:BB:2064:C:H2'	23:BB:2065:C:C6	2.28	0.68
23:BB:2680:U:OP2	26:BD:114:LYS:HB3	1.92	0.68
29:BE:158:PHE:HA	29:BE:169:VAL:HG21	1.75	0.68
48:BG:115:GLN:CD	48:BG:115:GLN:H	1.96	0.68
50:BT:12:ARG:HB3	50:BT:12:ARG:NH1	2.07	0.68
4:CE:37:VAL:HA	4:CE:47:PHE:HA	1.75	0.68
5:CF:53:LYS:HA	5:CF:53:LYS:NZ	2.08	0.68
7:CH:10:LEU:HD22	7:CH:74:ILE:HD11	1.74	0.68
1:CA:764:C:C2'	1:CA:765:G:H5'	2.23	0.68
1:CA:1236:A:H4'	1:CA:1304:G:H4'	1.73	0.68
23:DB:616:A:H3'	23:DB:617:G:H8	1.56	0.68
40:DH:31:VAL:CB	40:DH:32:PRO:HD2	2.18	0.68
43:DO:74:VAL:O	43:DO:78:VAL:HG23	1.93	0.68
46:DU:11:ILE:HA	46:DU:21:ARG:HG2	1.75	0.68
49:DR:4:VAL:HA	49:DR:12:HIS:O	1.92	0.68
1:AA:390:U:H5''	15:AP:28:ARG:HH21	1.59	0.68
1:AA:1348:U:H4'	8:AI:121:ARG:HG3	1.75	0.68
3:AD:84:ASN:ND2	3:AD:86:GLY:H	1.91	0.68
23:BB:141:G:C6	50:BT:2:ILE:HG23	2.28	0.68
23:BB:721:A:H2'	23:BB:722:A:C8	2.28	0.68
23:BB:1469:A:H2'	23:BB:1470:A:C8	2.28	0.68
23:BB:1485:U:H2'	23:BB:1486:U:C6	2.28	0.68
23:BB:1639:C:H2'	23:BB:1640:A:H5'	1.74	0.68
26:BD:106:LYS:O	26:BD:107:VAL:HB	1.93	0.68
1:CA:337:G:H2'	1:CA:338:A:C8	2.28	0.68
23:DB:307:G:N2	23:DB:309:A:H3'	2.08	0.68
40:DH:49:ALA:HB3	40:DH:50:ARG:NH2	2.09	0.68
40:DH:117:LEU:HD13	40:DH:130:VAL:HG22	1.76	0.68
45:DS:70:LYS:HE2	45:DS:72:THR:HG22	1.75	0.68

Continued on next page...

Continued from previous page...

Atom-1	Atom-2	Interatomic distance (Å)	Clash overlap (Å)
46:DU:84:PHE:O	46:DU:85:ARG:HB2	1.93	0.68
47:DF:137:PHE:HB2	47:DF:138:PRO:HD2	1.75	0.68
8:AI:20:ILE:HD13	8:AI:85:ALA:HB3	1.74	0.68
18:AS:18:VAL:O	18:AS:22:VAL:HG23	1.92	0.68
23:BB:2502:G:H5'	23:BB:2503:A:C5'	2.23	0.68
4:CE:85:LYS:HE3	4:CE:94:PHE:HB2	1.75	0.68
8:CI:121:ARG:HG3	1:CA:1348:U:H4'	1.75	0.68
20:CB:19:THR:O	20:CB:37:VAL:HA	1.94	0.68
1:CA:1086:U:H3	1:CA:1099:G:N2	1.92	0.68
23:DB:286:U:H2'	23:DB:287:G:H8	1.57	0.68
29:DE:148:ILE:HA	29:DE:187:VAL:HB	1.75	0.68
49:DR:49:ILE:HD13	49:DR:53:PHE:H	1.59	0.68
50:DT:2:ILE:HB	50:DT:3:ARG:HD3	1.74	0.68
23:BB:643:A:H61	23:BB:2370:G:H1'	1.57	0.68
23:BB:871:U:H2'	23:BB:872:U:C6	2.28	0.68
23:BB:1171:G:C5	23:BB:1172:C:H1'	2.29	0.68
25:BC:175:LEU:HD11	25:BC:181:ARG:HG3	1.75	0.68
8:CI:117:LEU:HD23	8:CI:123:ARG:HB3	1.75	0.68
11:CL:98:ARG:HB2	11:CL:116:TYR:HA	1.75	0.68
20:CB:172:ILE:HG23	20:CB:182:VAL:HG11	1.76	0.68
1:CA:207:C:H2'	1:CA:208:U:O4'	1.93	0.68
23:DB:1469:A:H2'	23:DB:1470:A:C8	2.27	0.68
23:DB:2039:U:H2'	23:DB:2040:G:C8	2.27	0.68
23:DB:2591:C:H2'	23:DB:2592:G:C8	2.29	0.68
26:DD:5:VAL:H	26:DD:32:ASN:ND2	1.86	0.68
1:AA:390:U:H2'	1:AA:391:G:C8	2.28	0.68
1:AA:1314:C:OP2	18:AS:5:LYS:HG2	1.93	0.68
8:AI:117:LEU:HD23	8:AI:123:ARG:HB3	1.76	0.68
10:AK:51:PHE:HB2	10:AK:55:ARG:HB3	1.74	0.68
12:AM:19:THR:HA	12:AM:24:VAL:HG23	1.76	0.68
23:BB:1060:U:O2	23:BB:1088:A:N7	2.27	0.68
23:BB:1447:C:H2'	23:BB:1448:G:C8	2.28	0.68
23:BB:2804:U:H2'	23:BB:2805:C:C6	2.28	0.68
25:BC:243:PRO:O	25:BC:250:GLN:HA	1.93	0.68
36:B2:30:VAL:HA	36:B2:33:ARG:NH2	2.09	0.68
12:CM:19:THR:HA	12:CM:24:VAL:HG23	1.76	0.68
26:DD:55:LYS:HZ1	26:DD:60:VAL:HG13	1.58	0.68
39:DX:14:LEU:O	39:DX:18:LEU:HB2	1.93	0.68
41:DJ:40:HIS:CE1	41:DJ:41:LYS:HG3	2.28	0.68
48:DG:3:VAL:O	48:DG:68:ARG:HG3	1.94	0.68
50:DT:12:ARG:HB3	50:DT:12:ARG:NH1	2.08	0.68

Continued on next page...

Continued from previous page...

Atom-1	Atom-2	Interatomic distance (Å)	Clash overlap (Å)
50:DT:20:ALA:O	50:DT:24:MET:HB2	1.94	0.68
1:AA:60:A:H4'	1:AA:61:G:O5'	1.94	0.68
13:AN:17:ASP:HA	13:AN:21:ALA:HB2	1.75	0.68
18:AS:69:LYS:O	18:AS:72:GLU:HG2	1.94	0.68
38:BM:43:ALA:O	38:BM:46:ILE:HG12	1.94	0.68
40:BH:2:GLN:O	40:BH:3:VAL:HG22	1.93	0.68
40:BH:116:ARG:HB2	40:BH:131:SER:O	1.93	0.68
50:BT:2:ILE:HB	50:BT:3:ARG:HD3	1.76	0.68
50:BT:39:THR:HG22	50:BT:42:GLU:HG2	1.74	0.68
3:CD:115:GLN:HE22	1:CA:406:G:H21	1.41	0.68
13:CN:26:LEU:HD11	13:CN:44:VAL:HG13	1.75	0.68
1:CA:384:G:H2'	1:CA:385:C:C6	2.29	0.68
23:DB:1412:U:H2'	23:DB:1413:A:C8	2.28	0.68
28:DP:56:SER:HB2	28:DP:75:THR:HG21	1.74	0.68
40:DH:21:VAL:HG21	40:DH:25:TYR:HD2	1.58	0.68
48:DG:83:THR:HA	48:DG:84:LYS:NZ	2.07	0.68
1:AA:1513:A:H2'	1:AA:1514:G:C8	2.29	0.68
5:AF:53:LYS:HA	5:AF:53:LYS:HZ3	1.56	0.68
9:AJ:77:VAL:HB	9:AJ:78:GLU:OE2	1.94	0.68
20:AB:19:THR:O	20:AB:37:VAL:HA	1.94	0.68
23:BB:38:A:O2'	29:BE:43:THR:HA	1.94	0.68
41:BJ:45:THR:OG1	41:BJ:48:VAL:HB	1.93	0.68
42:BN:12:ARG:HG3	42:BN:13:ASN:H	1.58	0.68
42:BN:12:ARG:HG2	42:BN:16:HIS:ND1	2.08	0.68
46:BU:39:ASN:HB3	46:BU:62:ALA:HB3	1.74	0.68
53:B6:38:LEU:HA	53:B6:41:LEU:HD13	1.75	0.68
2:CC:126:ARG:HH22	2:CC:190:THR:HB	1.58	0.68
5:CF:3:HIS:HB2	5:CF:92:THR:CA	2.19	0.68
20:CB:67:LEU:HD21	20:CB:91:VAL:HG23	1.76	0.68
1:CA:731:G:H5'	1:CA:766:A:H4'	1.76	0.68
23:DB:1169:A:H2'	23:DB:1170:C:C6	2.28	0.68
23:DB:1579:A:H2'	23:DB:1580:A:C8	2.29	0.68
23:DB:1853:A:N1	23:DB:2087:G:H1'	2.08	0.68
23:DB:2080:A:OP1	51:DZ:20:HIS:HB3	1.94	0.68
23:DB:2271:G:O2'	23:DB:2272:U:H5'	1.94	0.68
23:DB:2859:G:H2'	23:DB:2860:A:C8	2.28	0.68
28:DP:56:SER:HB2	28:DP:75:THR:CG2	2.24	0.68
41:DJ:62:VAL:HG11	41:DJ:101:ILE:HD11	1.76	0.68
1:AA:1238:A:H5'	1:AA:1336:C:H41	1.59	0.68
11:AL:72:ASN:HD21	11:AL:104:SER:HB3	1.59	0.68
23:BB:675:A:H4'	29:BE:62:GLN:HE22	1.58	0.68

Continued on next page...

Continued from previous page...

Atom-1	Atom-2	Interatomic distance (Å)	Clash overlap (Å)
23:BB:1125:G:H4'	32:B4:37:GLN:NE2	2.09	0.68
53:B6:156:ARG:NH2	53:B6:160:GLU:HB2	2.09	0.68
2:CC:140:ALA:HB3	2:CC:148:ILE:HD12	1.76	0.68
3:CD:29:THR:HB	3:CD:30:LYS:HZ3	1.58	0.68
1:CA:1004:A:H2'	1:CA:1005:A:O4'	1.94	0.68
22:DA:2:G:H2'	22:DA:3:C:H6	1.57	0.68
26:DD:17:GLU:CD	26:DD:17:GLU:H	1.95	0.68
26:DD:118:PHE:HZ	26:DD:123:LYS:HZ3	1.40	0.68
26:DD:169:ARG:O	26:DD:170:VAL:HG22	1.93	0.68
49:DR:28:ALA:O	49:DR:63:VAL:HG21	1.94	0.68
1:AA:51:A:H5''	1:AA:52:C:H5''	1.75	0.68
1:AA:80:A:N3	1:AA:81:A:H1'	2.09	0.68
20:AB:57:ASN:HD22	20:AB:223:GLY:HA2	1.58	0.68
23:BB:1198:U:H4'	44:BQ:8:ILE:HD11	1.75	0.68
23:BB:1874:C:H2'	23:BB:1875:G:O4'	1.94	0.68
23:BB:2461:A:H2'	23:BB:2462:C:C6	2.29	0.68
23:BB:2769:U:H2'	23:BB:2770:G:C8	2.29	0.68
40:BH:9:VAL:HB	40:BH:12:LEU:O	1.93	0.68
43:BO:74:VAL:O	43:BO:78:VAL:HG23	1.94	0.68
44:BQ:57:ARG:NH1	44:BQ:61:ILE:HD11	2.08	0.68
2:CC:2:GLN:HE21	2:CC:2:GLN:N	1.92	0.68
15:CP:28:ARG:HD3	15:CP:29:ASN:N	2.09	0.68
1:CA:252:U:H2'	1:CA:253:A:H8	1.59	0.68
23:DB:1874:C:H2'	23:DB:1875:G:O4'	1.94	0.68
29:DE:145:ASP:HB2	29:DE:166:LYS:HE2	1.76	0.68
29:DE:158:PHE:HA	29:DE:169:VAL:HG21	1.74	0.68
39:DX:17:GLU:HB3	39:DX:53:VAL:HG11	1.74	0.68
53:D6:80:GLU:OE2	53:D6:92:PRO:HB3	1.93	0.68
1:AA:252:U:H2'	1:AA:253:A:H8	1.57	0.67
1:AA:920:U:H2'	1:AA:921:U:C6	2.29	0.67
26:BD:49:GLN:HE22	26:BD:67:HIS:CE1	2.12	0.67
28:BP:45:VAL:N	28:BP:60:VAL:HG12	2.08	0.67
30:BY:5:LYS:HB2	30:BY:57:GLU:HB2	1.75	0.67
31:B0:8:THR:HG23	31:B0:11:LYS:H	1.59	0.67
39:BX:33:ALA:HB1	50:BT:14:PRO:HD2	1.76	0.67
2:CC:19:SER:HB3	2:CC:21:TRP:HE1	1.59	0.67
4:CE:28:ARG:HH21	4:CE:30:PHE:HA	1.57	0.67
20:CB:57:ASN:HD22	20:CB:223:GLY:HA2	1.60	0.67
1:CA:17:U:H2'	1:CA:18:C:C6	2.28	0.67
1:CA:993:G:H2'	1:CA:995:C:H41	1.58	0.67
1:CA:1001:C:H2'	1:CA:1002:G:C8	2.29	0.67

Continued on next page...

Continued from previous page...

Atom-1	Atom-2	Interatomic distance (Å)	Clash overlap (Å)
1:CA:1513:A:H2'	1:CA:1514:G:C8	2.29	0.67
23:DB:136:G:H2'	23:DB:137:U:C6	2.29	0.67
23:DB:224:U:O4	23:DB:420:C:H5'	1.93	0.67
23:DB:2142:A:H2'	23:DB:2143:C:C6	2.28	0.67
23:DB:2328:A:H2'	23:DB:2329:U:C6	2.29	0.67
26:DD:49:GLN:HE22	26:DD:67:HIS:CE1	2.11	0.67
28:DP:45:VAL:N	28:DP:60:VAL:HG12	2.08	0.67
40:DH:6:LEU:HD13	40:DH:36:ALA:HA	1.76	0.67
48:DG:132:LEU:HD23	48:DG:132:LEU:H	1.59	0.67
49:DR:60:LYS:H	49:DR:100:GLY:HA3	1.59	0.67
11:AL:85:ARG:HA	11:AL:93:ARG:HA	1.75	0.67
23:BB:720:U:H2'	23:BB:721:A:C8	2.29	0.67
25:BC:94:LEU:HB2	25:BC:100:ARG:HG2	1.75	0.67
38:BM:21:ALA:HB2	38:BM:100:LYS:HG2	1.76	0.67
41:BJ:40:HIS:CE1	41:BJ:41:LYS:HG3	2.29	0.67
46:BU:11:ILE:HA	46:BU:21:ARG:HG2	1.76	0.67
49:BR:60:LYS:H	49:BR:100:GLY:HA3	1.59	0.67
16:CQ:66:LEU:H	16:CQ:66:LEU:HD12	1.59	0.67
1:CA:812:G:H2'	1:CA:812:G:N3	2.08	0.67
23:DB:62:U:H3'	23:DB:63:A:C8	2.29	0.67
23:DB:718:A:H3'	23:DB:719:C:H6	1.58	0.67
23:DB:1060:U:O2	23:DB:1088:A:N7	2.27	0.67
23:DB:1515:A:H2'	23:DB:1516:G:O4'	1.94	0.67
23:DB:1681:G:N3	23:DB:1762:A:H2'	2.10	0.67
23:DB:2425:A:H5'	23:DB:2427:C:O4'	1.94	0.67
25:DC:94:LEU:HB2	25:DC:100:ARG:HG2	1.76	0.67
40:DH:27:ARG:H	40:DH:31:VAL:HG23	1.59	0.67
47:DF:101:ARG:HH12	47:DF:138:PRO:HB2	1.59	0.67
48:DG:143:VAL:O	48:DG:147:LEU:HD12	1.94	0.67
1:AA:384:G:H2'	1:AA:385:C:C6	2.28	0.67
3:AD:90:LEU:HD11	3:AD:194:ILE:HD13	1.76	0.67
23:BB:324:A:H2'	23:BB:325:G:O4'	1.94	0.67
23:BB:1346:G:O2'	23:BB:1347:A:H5'	1.94	0.67
23:BB:1870:C:H2'	23:BB:1871:A:N3	2.09	0.67
24:BI:25:PRO:O	24:BI:29:GLN:HG2	1.94	0.67
26:BD:16:THR:HB	26:BD:18:ASP:OD1	1.94	0.67
50:BT:29:THR:HA	50:BT:86:THR:HA	1.76	0.67
20:CB:80:LYS:HG3	20:CB:81:ASP:N	2.10	0.67
1:CA:215:C:H2'	1:CA:216:U:C6	2.29	0.67
1:CA:1238:A:H5'	1:CA:1336:C:H41	1.58	0.67
1:CA:1486:G:H2'	1:CA:1487:G:O4'	1.93	0.67

Continued on next page...

Continued from previous page...

Atom-1	Atom-2	Interatomic distance (Å)	Clash overlap (Å)
21:CU:36:PHE:HB3	21:CU:40:PRO:CD	2.24	0.67
23:DB:2194:U:H2'	23:DB:2195:U:C6	2.30	0.67
23:DB:2294:G:P	43:DO:94:ARG:HH11	2.17	0.67
26:DD:16:THR:HB	26:DD:18:ASP:OD1	1.94	0.67
42:DN:38:LEU:HB3	42:DN:39:PRO:HD3	1.77	0.67
44:DQ:30:VAL:HG11	44:DQ:33:VAL:HG13	1.76	0.67
44:DQ:73:ILE:HD11	44:DQ:77:LYS:HD3	1.75	0.67
1:AA:1062:U:H2'	1:AA:1063:C:C6	2.30	0.67
12:AM:43:LYS:HB2	12:AM:46:GLU:HG3	1.76	0.67
20:AB:67:LEU:HD21	20:AB:91:VAL:HG23	1.75	0.67
23:BB:28:A:N6	23:BB:512:G:H1'	2.09	0.67
35:BV:53:LYS:HD3	35:BV:55:GLU:H	1.59	0.67
53:B6:32:ARG:NE	53:B6:37:LEU:HD23	2.09	0.67
5:CF:81:ASN:HB3	5:CF:84:VAL:HG12	1.76	0.67
1:CA:501:C:H2'	1:CA:502:A:H8	1.58	0.67
1:CA:674:G:H2'	1:CA:675:A:H8	1.59	0.67
1:CA:806:C:H2'	1:CA:807:A:H8	1.59	0.67
1:CA:1171:A:H2'	1:CA:1172:C:C6	2.29	0.67
1:CA:1347:G:N2	1:CA:1373:G:H2'	2.08	0.67
23:DB:1168:G:H2'	23:DB:1169:A:H8	1.57	0.67
23:DB:1181:U:H2'	23:DB:1182:G:C8	2.30	0.67
23:DB:1447:C:H2'	23:DB:1448:G:C8	2.30	0.67
27:DK:41:ILE:HG13	27:DK:42:THR:H	1.60	0.67
42:DN:2:ARG:HA	42:DN:5:LYS:HD3	1.77	0.67
23:BB:1412:U:H2'	23:BB:1413:A:C8	2.29	0.67
25:BC:43:ASN:ND2	25:BC:44:ASN:H	1.92	0.67
29:BE:44:ARG:HG3	29:BE:44:ARG:NH2	2.08	0.67
42:BN:38:LEU:HB3	42:BN:39:PRO:HD3	1.76	0.67
47:BF:107:VAL:HG11	47:BF:175:PRO:HG3	1.75	0.67
3:CD:12:ARG:HD2	3:CD:37:PRO:HA	1.76	0.67
9:CJ:42:LEU:HB2	9:CJ:71:LEU:HD21	1.77	0.67
23:DB:1106:G:H2'	23:DB:1107:G:C8	2.30	0.67
23:DB:2108:A:H2'	23:DB:2108:A:N3	2.08	0.67
38:DM:43:ALA:O	38:DM:46:ILE:HG12	1.95	0.67
51:DZ:14:THR:HA	51:DZ:28:ARG:HA	1.76	0.67
1:AA:1278:G:H4'	1:AA:1279:G:H5'	1.76	0.67
1:AA:1307:U:H2'	1:AA:1308:U:C6	2.30	0.67
20:AB:127:LYS:HG2	20:AB:128:LEU:HD23	1.77	0.67
23:BB:142:A:H1'	50:BT:2:ILE:HG22	1.75	0.67
23:BB:2859:G:H2'	23:BB:2860:A:C8	2.29	0.67
28:BP:88:ARG:HB2	28:BP:112:ARG:NH1	2.09	0.67

Continued on next page...

Continued from previous page...

Atom-1	Atom-2	Interatomic distance (Å)	Clash overlap (Å)
40:BH:57:LYS:HE3	40:BH:58:LEU:HB2	1.77	0.67
4:CE:76:ASN:HB2	4:CE:81:GLN:NE2	2.10	0.67
1:CA:1412:C:H2'	1:CA:1413:A:C8	2.29	0.67
23:DB:45:G:H5''	23:DB:46:G:H5'	1.75	0.67
23:DB:1813:G:N3	25:DC:49:THR:HG21	2.09	0.67
23:DB:2654:A:N1	23:DB:2665:A:H5''	2.09	0.67
23:DB:2769:U:H2'	23:DB:2770:G:C8	2.29	0.67
41:DJ:77:HIS:CD2	41:DJ:84:ILE:H	2.12	0.67
1:AA:17:U:H2'	1:AA:18:C:C6	2.30	0.67
8:AI:71:ILE:H	8:AI:71:ILE:HD12	1.60	0.67
23:BB:972:A:C3'	23:BB:973:A:H5''	2.25	0.67
23:BB:2152:G:H2'	23:BB:2152:G:N3	2.09	0.67
44:BQ:63:ARG:NH1	44:BQ:96:ASP:HA	2.10	0.67
15:CP:40:ASN:HD21	15:CP:43:ALA:H	1.43	0.67
21:CU:16:ARG:HH12	21:CU:19:LYS:NZ	1.93	0.67
23:DB:144:A:H2'	23:DB:145:C:C6	2.30	0.67
23:DB:693:A:H2'	23:DB:694:U:C6	2.29	0.67
23:DB:1099:G:C8	24:DI:3:LYS:CA	2.75	0.67
23:DB:1437:C:H2'	23:DB:1438:U:H6	1.56	0.67
23:DB:1552:A:H2'	23:DB:1553:A:H5'	1.77	0.67
33:D1:36:LYS:HG2	33:D1:47:ILE:HG13	1.77	0.67
35:DV:63:ILE:HB	35:DV:70:ILE:HD11	1.76	0.67
35:DV:70:ILE:H	35:DV:70:ILE:HD13	1.58	0.67
47:DF:30:VAL:HG22	47:DF:168:LEU:HD11	1.76	0.67
47:DF:31:GLU:O	47:DF:32:LYS:HD3	1.95	0.67
11:AL:107:LYS:H	11:AL:107:LYS:NZ	1.93	0.67
20:AB:44:LYS:C	20:AB:47:PRO:HD2	2.15	0.67
23:BB:135:U:H2'	23:BB:136:G:C8	2.29	0.67
23:BB:364:C:H2'	23:BB:365:U:C6	2.30	0.67
23:BB:693:A:H2'	23:BB:694:U:C6	2.29	0.67
23:BB:2243:U:H2'	23:BB:2244:U:C6	2.30	0.67
24:BI:10:LEU:HD13	24:BI:12:VAL:HG13	1.75	0.67
37:BL:82:LEU:HD23	37:BL:90:VAL:HG21	1.75	0.67
41:BJ:20:ALA:HA	41:BJ:23:LYS:HG3	1.75	0.67
41:BJ:77:HIS:CD2	41:BJ:84:ILE:H	2.13	0.67
46:BU:98:ASN:OD1	46:BU:100:GLU:HB2	1.95	0.67
51:BZ:14:THR:HA	51:BZ:28:ARG:HA	1.76	0.67
11:CL:51:VAL:HG12	11:CL:52:CYS:H	1.58	0.67
20:CB:23:ASN:HD22	20:CB:24:PRO:N	1.93	0.67
1:CA:812:G:H4'	1:CA:812:G:OP1	1.95	0.67
1:CA:1386:G:H2'	1:CA:1387:G:H8	1.60	0.67

Continued on next page...

Continued from previous page...

Atom-1	Atom-2	Interatomic distance (Å)	Clash overlap (Å)
23:DB:324:A:H2'	23:DB:325:G:O4'	1.94	0.67
23:DB:479:A:N3	23:DB:481:G:H5''	2.10	0.67
23:DB:773:U:H5'	23:DB:774:G:OP2	1.94	0.67
23:DB:2336:A:H61	52:DW:40:ARG:CD	2.08	0.67
23:DB:2636:C:H2'	23:DB:2637:U:C6	2.30	0.67
47:DF:58:ALA:HB3	47:DF:139:GLU:HG2	1.76	0.67
47:DF:104:THR:C	47:DF:108:PRO:HG2	2.16	0.67
47:DF:107:VAL:HG11	47:DF:175:PRO:HG3	1.75	0.67
1:AA:1004:A:H2'	1:AA:1005:A:O4'	1.95	0.67
7:AH:10:LEU:HD22	7:AH:74:ILE:HD11	1.76	0.67
23:BB:1219:U:H2'	23:BB:1220:G:C8	2.29	0.67
23:BB:1440:U:H2'	23:BB:1441:G:H8	1.60	0.67
23:BB:1515:A:H2'	23:BB:1516:G:O4'	1.94	0.67
29:BE:5:LEU:HD22	29:BE:122:GLU:HG3	1.75	0.67
29:BE:181:ILE:HG12	37:BL:2:ARG:HH21	1.58	0.67
30:BY:2:LYS:HG2	30:BY:3:THR:H	1.58	0.67
35:BV:70:ILE:HD13	35:BV:70:ILE:H	1.58	0.67
40:BH:80:ILE:O	40:BH:146:VAL:HA	1.95	0.67
16:CQ:80:LYS:H	16:CQ:80:LYS:HD2	1.59	0.67
1:CA:51:A:H5''	1:CA:52:C:H5''	1.77	0.67
21:CU:24:LYS:NZ	21:CU:24:LYS:HB3	2.10	0.67
23:DB:1469:A:H2'	23:DB:1470:A:H8	1.60	0.67
23:DB:2267:A:N6	23:DB:2272:U:C4	2.62	0.67
23:DB:2458:G:H1'	23:DB:2460:U:O4	1.94	0.67
25:DC:250:GLN:HG2	25:DC:254:LYS:HG3	1.77	0.67
34:D3:6:VAL:HB	34:D3:60:CYS:HB3	1.77	0.67
37:DL:55:MET:HE3	37:DL:56:PRO:HD2	1.76	0.67
38:DM:19:GLY:HA2	38:DM:97:GLN:HB2	1.76	0.67
39:DX:29:ARG:HH11	50:DT:12:ARG:NE	1.93	0.67
50:DT:5:GLU:HA	50:DT:8:LEU:HD12	1.77	0.67
1:AA:699:C:C2'	1:AA:700:G:H5''	2.24	0.67
1:AA:1075:U:H5'	20:AB:101:THR:HG21	1.77	0.67
2:AC:120:THR:HG22	2:AC:188:ALA:HB2	1.77	0.67
5:AF:66:ALA:HB1	5:AF:67:PRO:HD2	1.76	0.67
11:AL:98:ARG:HB2	11:AL:116:TYR:HA	1.77	0.67
23:BB:1107:G:H2'	23:BB:1108:U:C6	2.30	0.67
23:BB:2557:G:H2'	23:BB:2558:C:C6	2.30	0.67
2:CC:120:THR:HG22	2:CC:188:ALA:HB2	1.75	0.67
3:CD:22:SER:HB2	3:CD:109:THR:HG22	1.77	0.67
1:CA:238:A:H2'	1:CA:239:U:H5''	1.75	0.67
1:CA:1477:U:H2'	1:CA:1478:U:C6	2.30	0.67

Continued on next page...

Continued from previous page...

Atom-1	Atom-2	Interatomic distance (Å)	Clash overlap (Å)
23:DB:1106:G:H2'	23:DB:1107:G:H8	1.59	0.67
23:DB:1346:G:O2'	23:DB:1347:A:H5'	1.95	0.67
23:DB:1722:A:H2'	23:DB:1723:G:C8	2.30	0.67
43:DO:3:LYS:H	43:DO:3:LYS:HZ3	1.41	0.67
50:DT:15:HIS:O	50:DT:16:VAL:C	2.33	0.67
1:AA:190:A:H2'	1:AA:191:G:O4'	1.95	0.66
1:AA:270:A:H2'	1:AA:271:C:C6	2.30	0.66
4:AE:113:VAL:HG11	4:AE:136:VAL:HG23	1.77	0.66
16:AQ:13:SER:HB3	16:AQ:21:VAL:HB	1.77	0.66
16:AQ:66:LEU:HD12	16:AQ:66:LEU:H	1.59	0.66
20:AB:46:VAL:HA	20:AB:49:PHE:CD2	2.29	0.66
21:AU:39:LYS:N	21:AU:40:PRO:HD2	2.11	0.66
26:BD:107:VAL:HG13	26:BD:203:VAL:HG23	1.76	0.66
40:BH:134:VAL:HG22	40:BH:135:HIS:N	2.10	0.66
48:BG:106:LEU:HD12	48:BG:151:ARG:HD3	1.76	0.66
48:BG:122:ALA:HA	48:BG:132:LEU:HA	1.78	0.66
50:BT:15:HIS:O	50:BT:16:VAL:C	2.33	0.66
3:CD:154:VAL:HG23	3:CD:155:LYS:H	1.60	0.66
8:CI:38:PHE:HB3	8:CI:43:ALA:HB3	1.75	0.66
10:CK:28:ASN:ND2	10:CK:46:ALA:HB3	2.10	0.66
11:CL:85:ARG:HA	11:CL:93:ARG:HA	1.76	0.66
23:DB:643:A:N6	23:DB:2370:G:H1'	2.10	0.66
23:DB:770:G:H5''	36:D2:10:LEU:HD12	1.77	0.66
41:DJ:45:THR:OG1	41:DJ:48:VAL:HB	1.95	0.66
47:DF:91:ARG:HD3	47:DF:91:ARG:N	2.11	0.66
1:AA:1347:G:N2	1:AA:1373:G:H2'	2.10	0.66
1:AA:1496:C:H2'	1:AA:1497:G:O4'	1.96	0.66
16:AQ:59:GLU:O	16:AQ:75:VAL:HG22	1.94	0.66
23:BB:136:G:H2'	23:BB:137:U:C6	2.30	0.66
23:BB:1722:A:H2'	23:BB:1723:G:C8	2.29	0.66
40:BH:31:VAL:HB	40:BH:32:PRO:CD	2.23	0.66
49:BR:28:ALA:O	49:BR:63:VAL:HG21	1.96	0.66
53:B6:118:VAL:HG11	53:B6:180:GLU:HB2	1.77	0.66
1:CA:1361:G:H2'	1:CA:1362:A:H5''	1.77	0.66
30:DY:18:LYS:O	30:DY:22:THR:HG23	1.95	0.66
31:D0:8:THR:HG23	31:D0:11:LYS:H	1.59	0.66
38:DM:36:VAL:HB	38:DM:127:LYS:O	1.95	0.66
50:DT:57:VAL:HG12	50:DT:86:THR:OG1	1.95	0.66
53:D6:61:PRO:HD2	53:D6:66:LEU:HD12	1.76	0.66
1:AA:1213:A:O2'	1:AA:1214:C:H5''	1.96	0.66
3:AD:197:HIS:O	3:AD:200:VAL:HG22	1.96	0.66

Continued on next page...

Continued from previous page...

Atom-1	Atom-2	Interatomic distance (Å)	Clash overlap (Å)
4:AE:131:ASN:HD21	4:AE:133:ILE:HB	1.60	0.66
23:BB:1908:C:C2	23:BB:1909:C:H1'	2.30	0.66
23:BB:2103:C:H2'	23:BB:2104:C:O4'	1.95	0.66
29:BE:69:ARG:O	29:BE:70:SER:HB3	1.94	0.66
34:B3:6:VAL:HB	34:B3:60:CYS:HB3	1.77	0.66
53:B6:44:GLU:CA	53:B6:49:HIS:HA	2.22	0.66
12:CM:68:LEU:HD22	12:CM:69:ARG:NH1	2.10	0.66
1:CA:98:A:H2'	1:CA:99:C:C6	2.29	0.66
1:CA:390:U:H2'	1:CA:391:G:C8	2.30	0.66
23:DB:1219:U:H2'	23:DB:1220:G:C8	2.29	0.66
23:DB:2141:G:H2'	23:DB:2142:A:C8	2.30	0.66
24:DI:73:PRO:HG2	24:DI:78:LEU:HD21	1.75	0.66
25:DC:20:ASN:HD22	25:DC:23:LEU:HD13	1.60	0.66
26:DD:37:VAL:HG23	26:DD:91:THR:HA	1.77	0.66
35:DV:53:LYS:HD3	35:DV:55:GLU:H	1.60	0.66
35:DV:70:ILE:HG12	35:DV:72:VAL:HG13	1.77	0.66
46:DU:86:PHE:CE1	46:DU:88:ASP:HB3	2.31	0.66
53:D6:68:VAL:O	53:D6:98:ALA:HA	1.94	0.66
3:AD:12:ARG:HD2	3:AD:37:PRO:HA	1.77	0.66
3:AD:199:ILE:HG13	3:AD:200:VAL:N	2.10	0.66
23:BB:145:C:H2'	23:BB:146:A:H8	1.59	0.66
23:BB:2134:A:H2'	23:BB:2135:A:H8	1.59	0.66
23:BB:2805:C:H2'	23:BB:2806:C:H6	1.60	0.66
26:BD:169:ARG:O	26:BD:170:VAL:HG22	1.94	0.66
27:BK:43:ILE:H	27:BK:43:ILE:HD12	1.60	0.66
29:BE:58:LYS:O	29:BE:60:TRP:N	2.28	0.66
32:B4:12:ARG:HG3	32:B4:13:ASN:HD22	1.59	0.66
48:BG:11:PRO:HD2	48:BG:14:VAL:HG21	1.75	0.66
7:CH:92:PRO:HG3	7:CH:124:ILE:HD13	1.78	0.66
16:CQ:76:ARG:HH21	16:CQ:78:VAL:HG13	1.60	0.66
1:CA:1003:G:H21	1:CA:1005:A:H5'	1.59	0.66
1:CA:1038:C:H2'	1:CA:1039:G:C8	2.30	0.66
21:CU:39:LYS:N	21:CU:40:PRO:HD2	2.10	0.66
23:DB:1060:U:C5	24:DI:131:THR:HG22	2.31	0.66
23:DB:1930:G:O2'	23:DB:1968:G:N1	2.27	0.66
23:DB:2867:G:H2'	23:DB:2867:G:N3	2.10	0.66
29:DE:58:LYS:O	29:DE:60:TRP:N	2.29	0.66
20:AB:80:LYS:HG3	20:AB:81:ASP:N	2.11	0.66
23:BB:162:U:H4'	23:BB:163:C:OP1	1.96	0.66
23:BB:322:A:OP1	29:BE:162:ARG:HD2	1.96	0.66
23:BB:1505:A:H2'	23:BB:1506:U:C6	2.31	0.66

Continued on next page...

Continued from previous page...

Atom-1	Atom-2	Interatomic distance (Å)	Clash overlap (Å)
23:BB:2645:G:H4'	23:BB:2732:G:H2'	1.78	0.66
25:BC:250:GLN:HG2	25:BC:254:LYS:HG3	1.76	0.66
27:BK:41:ILE:HG13	27:BK:42:THR:H	1.60	0.66
44:BQ:104:ALA:HA	49:BR:46:GLU:OE1	1.95	0.66
48:BG:34:ARG:HH11	48:BG:34:ARG:N	1.91	0.66
52:BW:37:VAL:HG11	52:BW:38:ARG:HH11	1.61	0.66
12:CM:43:LYS:HB2	12:CM:46:GLU:HG3	1.78	0.66
16:CQ:20:ILE:HG22	16:CQ:45:VAL:HB	1.78	0.66
18:CS:18:VAL:O	18:CS:22:VAL:HG23	1.95	0.66
23:DB:721:A:H2'	23:DB:722:A:C8	2.31	0.66
23:DB:1098:A:OP2	24:DI:3:LYS:HG2	1.96	0.66
23:DB:1287:A:N7	42:DN:105:GLY:HA3	2.11	0.66
23:DB:2336:A:H61	52:DW:40:ARG:CG	2.08	0.66
24:DI:25:PRO:O	24:DI:29:GLN:HG3	1.95	0.66
26:DD:51:THR:CG2	26:DD:76:GLY:HA3	2.25	0.66
41:DJ:20:ALA:HA	41:DJ:23:LYS:HG3	1.78	0.66
42:DN:24:MET:HG2	42:DN:44:LEU:HD13	1.78	0.66
45:DS:58:ALA:HB1	45:DS:69:LEU:HD21	1.76	0.66
52:DW:23:LYS:NZ	52:DW:24:ARG:HG3	2.11	0.66
23:BB:151:C:H2'	23:BB:152:A:H8	1.61	0.66
23:BB:287:G:H2'	23:BB:288:U:C6	2.30	0.66
23:BB:1012:U:O4	41:BJ:30:THR:HG21	1.94	0.66
23:BB:2591:C:H2'	23:BB:2592:G:C8	2.30	0.66
52:BW:43:LYS:HD2	52:BW:79:ILE:HD11	1.76	0.66
8:CI:71:ILE:H	8:CI:71:ILE:HD12	1.61	0.66
18:CS:69:LYS:O	18:CS:72:GLU:HG2	1.95	0.66
23:DB:1024:G:C3'	23:DB:1025:G:H5''	2.25	0.66
23:DB:2304:G:H22	23:DB:2312:U:H3	1.42	0.66
29:DE:44:ARG:HG3	29:DE:44:ARG:NH2	2.05	0.66
44:DQ:89:ILE:HB	49:DR:11:GLN:HE22	1.59	0.66
53:D6:36:ALA:HA	53:D6:39:LEU:HD23	1.77	0.66
1:AA:182:A:O2'	1:AA:183:C:H3'	1.95	0.66
1:AA:1356:G:H2'	1:AA:1357:A:C8	2.31	0.66
6:AG:129:ASN:HA	6:AG:134:VAL:HG11	1.78	0.66
16:AQ:20:ILE:HG22	16:AQ:45:VAL:HB	1.78	0.66
23:BB:1229:C:H2'	23:BB:1230:A:H8	1.60	0.66
25:BC:76:VAL:HG12	25:BC:114:GLN:HG2	1.77	0.66
47:BF:91:ARG:HD3	47:BF:91:ARG:N	2.11	0.66
1:CA:1307:U:H2'	1:CA:1308:U:C6	2.31	0.66
23:DB:151:C:H2'	23:DB:152:A:H8	1.60	0.66
23:DB:2649:C:H2'	23:DB:2650:U:H6	1.61	0.66

Continued on next page...

Continued from previous page...

Atom-1	Atom-2	Interatomic distance (Å)	Clash overlap (Å)
29:DE:29:HIS:NE2	37:DL:8:PRO:HG3	2.11	0.66
29:DE:176:ASP:O	29:DE:180:LEU:HG	1.95	0.66
44:DQ:57:ARG:NH1	44:DQ:61:ILE:HD11	2.11	0.66
44:DQ:94:LEU:HD21	49:DR:11:GLN:HB2	1.77	0.66
46:DU:20:LYS:HB3	46:DU:38:ILE:HD11	1.77	0.66
48:DG:34:ARG:HH11	48:DG:34:ARG:N	1.93	0.66
48:DG:155:PRO:HA	48:DG:170:THR:HG22	1.77	0.66
50:DT:25:GLU:HA	50:DT:28:ASN:O	1.96	0.66
1:AA:89:U:H2'	1:AA:90:C:C6	2.30	0.66
1:AA:405:U:O4	3:AD:1:ALA:HA	1.95	0.66
16:AQ:76:ARG:HH21	16:AQ:78:VAL:HG13	1.61	0.66
23:BB:687:C:H5'	36:B2:4:THR:O	1.96	0.66
23:BB:2180:U:H2'	23:BB:2181:U:C5	2.31	0.66
30:BY:7:THR:O	30:BY:54:VAL:HA	1.96	0.66
37:BL:55:MET:HE2	37:BL:56:PRO:HD2	1.77	0.66
41:BJ:1:MET:HG2	41:BJ:2:LYS:NZ	2.11	0.66
10:CK:14:GLN:HA	10:CK:76:TYR:O	1.94	0.66
23:DB:713:G:H21	23:DB:718:A:H2	1.44	0.66
23:DB:1104:C:H2'	23:DB:1105:U:C6	2.31	0.66
23:DB:1485:U:H2'	23:DB:1486:U:C6	2.31	0.66
23:DB:2371:G:H2'	23:DB:2372:U:H5''	1.77	0.66
25:DC:243:PRO:O	25:DC:250:GLN:HA	1.96	0.66
26:DD:34:VAL:CG1	26:DD:94:GLN:H	2.07	0.66
34:D3:49:VAL:HG21	34:D3:54:LEU:HD13	1.78	0.66
48:DG:93:TYR:O	48:DG:94:ARG:HG3	1.96	0.66
50:DT:29:THR:HA	50:DT:86:THR:HA	1.77	0.66
52:DW:51:GLY:HA3	52:DW:59:PHE:CB	2.26	0.66
23:BB:721:A:H2'	23:BB:722:A:H8	1.61	0.66
23:BB:1381:G:H2'	23:BB:1382:G:H5'	1.76	0.66
27:BK:18:ARG:HB2	27:BK:45:GLU:HG3	1.76	0.66
38:BM:21:ALA:CB	38:BM:100:LYS:HG2	2.26	0.66
43:BO:79:ALA:HB2	43:BO:110:ALA:HA	1.78	0.66
51:BZ:6:GLN:NE2	51:BZ:50:ARG:H	1.94	0.66
9:CJ:8:ILE:HB	9:CJ:74:VAL:HB	1.78	0.66
1:CA:182:A:O2'	1:CA:183:C:H3'	1.95	0.66
1:CA:1089:G:H1'	1:CA:1167:A:H61	1.61	0.66
23:DB:546:U:H5''	23:DB:547:A:OP1	1.96	0.66
23:DB:845:A:C2	23:DB:847:U:H1'	2.31	0.66
23:DB:1505:A:H2'	23:DB:1506:U:C6	2.31	0.66
25:DC:89:ASN:O	25:DC:105:ALA:HB3	1.95	0.66
37:DL:56:PRO:HD2	37:DL:59:ARG:HG3	1.78	0.66

Continued on next page...

Continued from previous page...

Atom-1	Atom-2	Interatomic distance (Å)	Clash overlap (Å)
46:DU:85:ARG:HA	46:DU:85:ARG:NE	2.10	0.66
1:AA:207:C:H2'	1:AA:208:U:O4'	1.96	0.66
18:AS:42:ASN:ND2	18:AS:43:MET:HG3	2.11	0.66
20:AB:162:VAL:HG21	20:AB:168:GLU:HB2	1.78	0.66
23:BB:2267:A:N6	23:BB:2272:U:C4	2.64	0.66
26:BD:34:VAL:HA	26:BD:50:VAL:HG12	1.78	0.66
38:BM:40:ARG:HB2	38:BM:93:VAL:CG2	2.26	0.66
46:BU:20:LYS:HB3	46:BU:38:ILE:HD11	1.77	0.66
47:BF:77:LYS:HG3	47:BF:79:ARG:CZ	2.26	0.66
48:BG:143:VAL:O	48:BG:147:LEU:HD12	1.95	0.66
50:BT:5:GLU:HA	50:BT:8:LEU:HD12	1.78	0.66
7:CH:38:VAL:O	7:CH:42:GLU:HG2	1.96	0.66
13:CN:17:ASP:HA	13:CN:21:ALA:HB2	1.76	0.66
20:CB:101:THR:HG21	1:CA:1101:A:H61	1.61	0.66
23:DB:264:C:H2'	23:DB:265:A:H5''	1.78	0.66
23:DB:2064:C:H2'	23:DB:2065:C:C6	2.31	0.66
46:DU:78:LYS:HD3	46:DU:79:ALA:H	1.61	0.66
38:BM:36:VAL:HB	38:BM:127:LYS:O	1.95	0.65
50:BT:55:VAL:HG22	50:BT:87:LEU:HD23	1.76	0.65
6:CG:125:ASP:HB3	6:CG:130:LYS:HB3	1.76	0.65
20:CB:23:ASN:HD22	20:CB:23:ASN:C	1.97	0.65
23:DB:2284:A:OP2	33:D1:5:ARG:HG3	1.95	0.65
23:DB:2353:G:N3	52:DW:30:VAL:HG13	2.12	0.65
24:DI:27:LEU:HD12	24:DI:32:VAL:HG11	1.76	0.65
30:DY:7:THR:O	30:DY:54:VAL:HA	1.95	0.65
50:DT:39:THR:HG22	50:DT:42:GLU:HG2	1.77	0.65
50:DT:55:VAL:HG22	50:DT:87:LEU:HD23	1.77	0.65
1:AA:950:U:H2'	1:AA:951:G:H8	1.61	0.65
16:AQ:45:VAL:HG12	16:AQ:46:HIS:H	1.62	0.65
21:AU:16:ARG:HA	21:AU:16:ARG:NE	2.11	0.65
23:BB:1287:A:OP1	42:BN:104:ALA:HB3	1.96	0.65
28:BP:88:ARG:HG3	28:BP:112:ARG:HB3	1.78	0.65
44:BQ:10:ARG:CZ	44:BQ:10:ARG:HB2	2.25	0.65
4:CE:131:ASN:HD21	4:CE:133:ILE:HB	1.61	0.65
8:CI:118:ARG:NH1	8:CI:122:ARG:HE	1.95	0.65
1:CA:1213:A:O2'	1:CA:1214:C:H5''	1.96	0.65
1:CA:1238:A:H5'	1:CA:1336:C:N4	2.11	0.65
23:DB:131:A:H2'	23:DB:132:G:H8	1.61	0.65
23:DB:720:U:H2'	23:DB:721:A:C8	2.31	0.65
42:DN:12:ARG:HG2	42:DN:16:HIS:ND1	2.10	0.65
1:AA:232:G:H1'	1:AA:262:A:N1	2.10	0.65

Continued on next page...

Continued from previous page...

Atom-1	Atom-2	Interatomic distance (Å)	Clash overlap (Å)
1:AA:478:A:H2'	1:AA:479:U:O4'	1.97	0.65
1:AA:649:A:H2'	1:AA:650:G:O4'	1.96	0.65
23:BB:1579:A:H2'	23:BB:1580:A:C8	2.30	0.65
23:BB:2636:C:H2'	23:BB:2637:U:C6	2.31	0.65
23:BB:2867:G:H2'	23:BB:2867:G:N3	2.11	0.65
35:BV:79:ARG:HH11	35:BV:79:ARG:HB3	1.60	0.65
2:CC:154:GLY:HA2	2:CC:163:ARG:O	1.96	0.65
20:CB:46:VAL:HA	20:CB:49:PHE:CD2	2.31	0.65
1:CA:950:U:H2'	1:CA:951:G:H8	1.60	0.65
1:CA:1513:A:H2'	1:CA:1514:G:H8	1.62	0.65
23:DB:1558:C:H4'	23:DB:1559:U:H5'	1.79	0.65
40:DH:31:VAL:O	40:DH:32:PRO:C	2.34	0.65
53:D6:53:ASN:HD22	53:D6:53:ASN:H	1.43	0.65
1:AA:1038:C:H2'	1:AA:1039:G:C8	2.30	0.65
1:AA:1171:A:H2'	1:AA:1172:C:C6	2.31	0.65
23:BB:62:U:H3'	23:BB:63:A:H8	1.62	0.65
23:BB:264:C:H2'	23:BB:265:A:H5''	1.78	0.65
23:BB:813:U:H2'	23:BB:814:C:H6	1.62	0.65
23:BB:1942:C:H1'	53:B6:133:ARG:HH22	1.61	0.65
46:BU:12:VAL:HG22	46:BU:69:VAL:HG12	1.79	0.65
47:BF:125:GLY:HA2	47:BF:162:ASP:HA	1.78	0.65
51:BZ:5:CYS:HB2	51:BZ:10:LYS:HB2	1.78	0.65
4:CE:9:GLU:CD	4:CE:10:LEU:H	2.00	0.65
11:CL:107:LYS:H	11:CL:107:LYS:NZ	1.94	0.65
1:CA:22:G:H2'	1:CA:23:C:H6	1.61	0.65
1:CA:176:C:H2'	1:CA:177:G:N3	2.12	0.65
1:CA:270:A:H2'	1:CA:271:C:C6	2.31	0.65
23:DB:2493:U:O2	38:DM:78:LEU:HD21	1.96	0.65
35:DV:80:HIS:CD2	35:DV:83:LYS:H	2.14	0.65
47:DF:77:LYS:HG3	47:DF:79:ARG:CZ	2.26	0.65
9:AJ:42:LEU:HB2	9:AJ:71:LEU:HD21	1.78	0.65
10:AK:126:ARG:HB2	21:AU:33:ARG:HD2	1.79	0.65
12:AM:29:SER:HA	12:AM:32:ILE:HG22	1.77	0.65
23:BB:981:A:H4'	23:BB:2037:A:H5'	1.77	0.65
23:BB:2066:C:O2'	23:BB:2067:G:H5'	1.96	0.65
35:BV:70:ILE:HG12	35:BV:72:VAL:HG13	1.77	0.65
40:BH:114:GLU:HB3	40:BH:134:VAL:HA	1.77	0.65
42:BN:24:MET:HG2	42:BN:44:LEU:HD13	1.78	0.65
53:B6:108:GLU:HA	53:B6:111:ARG:HB2	1.78	0.65
16:CQ:74:LEU:HD22	16:CQ:75:VAL:N	2.11	0.65
23:DB:30:G:H2'	23:DB:31:C:C6	2.31	0.65

Continued on next page...

Continued from previous page...

Atom-1	Atom-2	Interatomic distance (Å)	Clash overlap (Å)
23:DB:154:U:H2'	23:DB:155:A:H8	1.62	0.65
23:DB:620:G:O6	29:DE:98:LYS:HE2	1.96	0.65
23:DB:1429:G:H2'	23:DB:1430:G:H8	1.62	0.65
23:DB:1592:C:H2'	23:DB:1593:A:H8	1.62	0.65
23:DB:1786:A:H1'	23:DB:1938:A:N6	2.11	0.65
23:DB:2291:U:H2'	23:DB:2292:U:C6	2.31	0.65
23:DB:2645:G:H3'	23:DB:2646:C:H5'	1.78	0.65
52:DW:37:VAL:HG11	52:DW:38:ARG:HH11	1.62	0.65
53:D6:18:LEU:HG	53:D6:171:LYS:NZ	2.11	0.65
1:AA:22:G:H2'	1:AA:23:C:H6	1.59	0.65
1:AA:406:G:H21	3:AD:115:GLN:HE22	1.42	0.65
1:AA:674:G:H2'	1:AA:675:A:H8	1.59	0.65
10:AK:28:ASN:ND2	10:AK:46:ALA:HB3	2.11	0.65
14:AO:8:THR:O	14:AO:11:ILE:HG22	1.97	0.65
23:BB:1709:U:H2'	23:BB:1710:G:H8	1.62	0.65
26:BD:51:THR:CG2	26:BD:76:GLY:HA3	2.26	0.65
30:BY:8:GLN:CG	30:BY:31:ILE:HA	2.24	0.65
37:BL:56:PRO:HD2	37:BL:59:ARG:HG3	1.78	0.65
43:BO:79:ALA:HA	43:BO:115:LEU:HD23	1.79	0.65
46:BU:85:ARG:NE	46:BU:85:ARG:HA	2.10	0.65
48:BG:84:LYS:HG3	48:BG:131:VAL:C	2.17	0.65
4:CE:156:ARG:O	4:CE:158:LYS:HD3	1.97	0.65
12:CM:14:ALA:HB2	12:CM:42:VAL:HG23	1.78	0.65
23:DB:145:C:H2'	23:DB:146:A:H8	1.61	0.65
25:DC:175:LEU:HD11	25:DC:181:ARG:HG3	1.76	0.65
26:DD:105:LYS:HD2	26:DD:177:VAL:HG22	1.77	0.65
27:DK:71:ARG:HG3	27:DK:105:ARG:NH2	2.12	0.65
38:DM:21:ALA:CB	38:DM:100:LYS:HG2	2.27	0.65
38:DM:40:ARG:HB2	38:DM:93:VAL:CG2	2.25	0.65
44:DQ:91:ARG:HE	44:DQ:94:LEU:HD22	1.62	0.65
47:DF:116:LEU:HB3	47:DF:176:PHE:HA	1.78	0.65
52:DW:28:GLU:HG3	52:DW:29:SER:H	1.62	0.65
1:AA:269:C:H2'	1:AA:270:A:H8	1.61	0.65
20:AB:31:PHE:HB2	20:AB:41:ASN:HA	1.78	0.65
21:AU:16:ARG:HH12	21:AU:19:LYS:NZ	1.95	0.65
23:BB:17:G:H2'	23:BB:18:U:C6	2.31	0.65
23:BB:224:U:O4	23:BB:420:C:H5'	1.97	0.65
23:BB:1219:U:H2'	23:BB:1220:G:H8	1.62	0.65
23:BB:1853:A:N1	23:BB:2087:G:H1'	2.11	0.65
23:BB:2291:U:H2'	23:BB:2292:U:C6	2.31	0.65
24:BI:7:TYR:HB2	24:BI:58:ILE:O	1.96	0.65

Continued on next page...

Continued from previous page...

Atom-1	Atom-2	Interatomic distance (Å)	Clash overlap (Å)
35:BV:80:HIS:CD2	35:BV:83:LYS:H	2.14	0.65
52:BW:23:LYS:NZ	52:BW:24:ARG:HG3	2.12	0.65
53:B6:55:ILE:HG13	53:B6:56:ALA:N	2.10	0.65
8:CI:26:LYS:HE3	8:CI:27:ILE:H	1.61	0.65
11:CL:43:LYS:HE3	11:CL:44:PRO:HD3	1.79	0.65
16:CQ:13:SER:HB3	16:CQ:21:VAL:HB	1.77	0.65
1:CA:194:C:O2'	1:CA:195:A:H5'	1.97	0.65
23:DB:849:A:H2'	23:DB:850:U:C6	2.31	0.65
26:DD:106:LYS:O	26:DD:107:VAL:HB	1.94	0.65
30:DY:8:GLN:CG	30:DY:31:ILE:HA	2.22	0.65
48:DG:106:LEU:HD12	48:DG:151:ARG:HD3	1.78	0.65
1:AA:426:U:H4'	3:AD:39:GLN:HA	1.77	0.65
15:AP:48:GLU:HG3	15:AP:49:GLY:H	1.60	0.65
20:AB:120:SER:HA	20:AB:125:PHE:CD1	2.31	0.65
23:BB:773:U:H5'	23:BB:774:G:OP2	1.97	0.65
23:BB:2213:U:H2'	23:BB:2213:U:O2	1.96	0.65
47:BF:101:ARG:HH12	47:BF:138:PRO:HB2	1.62	0.65
50:BT:57:VAL:HG12	50:BT:86:THR:OG1	1.96	0.65
52:BW:23:LYS:O	52:BW:66:VAL:HB	1.97	0.65
2:CC:13:ILE:O	2:CC:14:VAL:HG22	1.97	0.65
2:CC:70:ALA:HA	2:CC:105:VAL:CG2	2.26	0.65
16:CQ:62:GLU:OE2	1:CA:235:C:H1'	1.97	0.65
20:CB:42:LEU:HA	20:CB:45:THR:CB	2.27	0.65
1:CA:478:A:H2'	1:CA:479:U:O4'	1.97	0.65
1:CA:1409:C:H4'	23:DB:1914:C:N3	2.11	0.65
23:DB:163:C:H2'	23:DB:164:C:O4'	1.97	0.65
23:DB:2213:U:O2	23:DB:2213:U:H2'	1.96	0.65
52:DW:23:LYS:O	52:DW:66:VAL:HB	1.97	0.65
53:D6:174:GLN:HE21	53:D6:175:LEU:N	1.95	0.65
1:AA:1086:U:H3	1:AA:1099:G:N2	1.91	0.65
1:AA:1361:G:H2'	1:AA:1362:A:H5''	1.79	0.65
8:AI:64:ILE:H	8:AI:64:ILE:HD12	1.62	0.65
13:AN:14:ALA:HB1	13:AN:18:LYS:HE3	1.77	0.65
20:AB:172:ILE:HG23	20:AB:182:VAL:HG11	1.79	0.65
23:BB:996:A:O3'	44:BQ:91:ARG:HG2	1.97	0.65
23:BB:2306:C:H3'	23:BB:2307:G:H5''	1.79	0.65
40:BH:116:ARG:NH1	40:BH:133:GLN:HB2	2.12	0.65
48:BG:1:SER:HA	48:BG:5:LYS:HE3	1.77	0.65
48:BG:93:TYR:O	48:BG:94:ARG:HG3	1.97	0.65
49:BR:96:VAL:HG23	49:BR:98:ILE:HD11	1.79	0.65
50:BT:20:ALA:O	50:BT:24:MET:HB2	1.97	0.65

Continued on next page...

Continued from previous page...

Atom-1	Atom-2	Interatomic distance (Å)	Clash overlap (Å)
53:B6:18:LEU:HD21	53:B6:171:LYS:HD2	1.78	0.65
4:CE:111:ARG:HG3	4:CE:112:ALA:N	2.12	0.65
1:CA:1006:G:H2'	1:CA:1007:U:H6	1.62	0.65
1:CA:1404:C:H2'	1:CA:1405:G:C8	2.31	0.65
23:DB:1028:A:H2'	23:DB:1029:A:C8	2.32	0.65
23:DB:1440:U:H2'	23:DB:1441:G:C8	2.31	0.65
35:DV:79:ARG:HH11	35:DV:79:ARG:HB3	1.61	0.65
1:AA:1238:A:H5'	1:AA:1336:C:N4	2.12	0.65
4:AE:156:ARG:O	4:AE:158:LYS:HD3	1.96	0.65
12:AM:14:ALA:HB2	12:AM:42:VAL:HG23	1.79	0.65
23:BB:246:C:C2'	23:BB:247:G:H5'	2.27	0.65
23:BB:643:A:N6	23:BB:2370:G:H1'	2.12	0.65
32:B4:15:LYS:O	32:B4:16:ILE:HB	1.97	0.65
41:BJ:62:VAL:HG11	41:BJ:101:ILE:HD11	1.79	0.65
44:BQ:97:ILE:HD11	44:BQ:108:LEU:HD11	1.77	0.65
47:BF:104:THR:C	47:BF:108:PRO:HG2	2.17	0.65
3:CD:26:ALA:HA	3:CD:30:LYS:HE3	1.78	0.65
1:CA:806:C:H2'	1:CA:807:A:C8	2.32	0.65
1:CA:1019:A:H2'	1:CA:1020:G:C8	2.32	0.65
1:CA:1062:U:H2'	1:CA:1063:C:C6	2.31	0.65
23:DB:972:A:C3'	23:DB:973:A:H5''	2.27	0.65
23:DB:1684:G:H2'	23:DB:1685:C:H6	1.62	0.65
24:DI:72:THR:HG22	24:DI:115:ASP:OD2	1.96	0.65
25:DC:43:ASN:ND2	25:DC:44:ASN:H	1.95	0.65
40:DH:31:VAL:HB	40:DH:32:PRO:CD	2.24	0.65
46:DU:25:LYS:HE3	46:DU:36:GLU:HG3	1.79	0.65
47:DF:106:ALA:HA	47:DF:135:ILE:HD11	1.79	0.65
53:D6:19:GLU:HA	53:D6:22:GLU:HG3	1.78	0.65
1:AA:56:U:H2'	1:AA:57:G:C8	2.32	0.64
1:AA:72:A:H2'	1:AA:73:C:H6	1.60	0.64
3:AD:97:LEU:HB2	3:AD:134:TYR:HB3	1.79	0.64
7:AH:38:VAL:O	7:AH:42:GLU:HG2	1.98	0.64
20:AB:42:LEU:HA	20:AB:45:THR:CB	2.27	0.64
23:BB:1552:A:H2'	23:BB:1553:A:H5'	1.79	0.64
23:BB:2188:U:H2'	23:BB:2189:U:C6	2.32	0.64
23:BB:2271:G:O2'	23:BB:2272:U:H5'	1.97	0.64
23:BB:2841:C:H2'	23:BB:2842:G:H8	1.62	0.64
24:BI:129:GLU:HB3	24:BI:133:ARG:NH1	2.10	0.64
25:BC:75:ALA:HB1	25:BC:93:VAL:HG22	1.79	0.64
25:BC:77:VAL:HA	25:BC:93:VAL:HA	1.80	0.64
26:BD:37:VAL:HG23	26:BD:91:THR:HA	1.77	0.64

Continued on next page...

Continued from previous page...

Atom-1	Atom-2	Interatomic distance (Å)	Clash overlap (Å)
41:BJ:23:LYS:HE3	41:BJ:142:ILE:HG23	1.78	0.64
47:BF:30:VAL:HG22	47:BF:168:LEU:HD11	1.78	0.64
3:CD:8:LEU:HB2	1:CA:430:A:OP1	1.95	0.64
12:CM:29:SER:HA	12:CM:32:ILE:HG22	1.78	0.64
18:CS:42:ASN:ND2	18:CS:43:MET:HG3	2.11	0.64
23:DB:1458:U:O2'	23:DB:1459:G:H5''	1.97	0.64
27:DK:43:ILE:H	27:DK:43:ILE:HD12	1.61	0.64
29:DE:46:GLN:HG3	29:DE:87:ALA:HB3	1.78	0.64
38:DM:2:LEU:HD23	38:DM:46:ILE:HD11	1.77	0.64
46:DU:73:ASN:HD21	46:DU:76:THR:N	1.91	0.64
48:DG:122:ALA:HA	48:DG:132:LEU:HA	1.79	0.64
2:AC:154:GLY:HA2	2:AC:163:ARG:O	1.97	0.64
23:BB:479:A:N3	23:BB:481:G:H5''	2.13	0.64
23:BB:845:A:C2	23:BB:847:U:H1'	2.32	0.64
23:BB:1470:A:H3'	23:BB:1471:G:H8	1.62	0.64
25:BC:58:LYS:O	25:BC:59:GLN:HB2	1.97	0.64
28:BP:63:ILE:HG12	28:BP:68:GLY:HA2	1.78	0.64
38:BM:66:ARG:CZ	38:BM:101:VAL:HG11	2.27	0.64
47:BF:127:TYR:HB2	47:BF:155:ILE:HD13	1.80	0.64
12:CM:7:ASN:H	12:CM:7:ASN:HD22	1.45	0.64
15:CP:40:ASN:ND2	15:CP:43:ALA:H	1.96	0.64
1:CA:1033:G:H2'	1:CA:1034:G:O4'	1.95	0.64
23:DB:2254:C:H1'	53:D6:151:GLU:HB2	1.79	0.64
43:DO:79:ALA:HB2	43:DO:110:ALA:HA	1.78	0.64
44:DQ:94:LEU:C	44:DQ:96:ASP:H	2.01	0.64
1:AA:86:G:H21	1:AA:87:C:N4	1.95	0.64
1:AA:1003:G:H21	1:AA:1005:A:H5'	1.60	0.64
1:AA:1019:A:H2'	1:AA:1020:G:C8	2.32	0.64
1:AA:1033:G:H2'	1:AA:1034:G:O4'	1.97	0.64
1:AA:1179:A:H2'	1:AA:1180:A:O4'	1.97	0.64
5:AF:3:HIS:CD2	5:AF:65:GLU:HG3	2.31	0.64
15:AP:28:ARG:HD3	15:AP:29:ASN:N	2.09	0.64
20:AB:23:ASN:HD22	20:AB:24:PRO:N	1.95	0.64
23:BB:154:U:H2'	23:BB:155:A:H8	1.62	0.64
23:BB:2615:U:C2	31:B0:3:GLN:HA	2.32	0.64
23:BB:2645:G:H3'	23:BB:2646:C:H5'	1.79	0.64
28:BP:50:ARG:CB	28:BP:56:SER:HB3	2.28	0.64
47:BF:116:LEU:HB3	47:BF:176:PHE:HA	1.78	0.64
53:B6:32:ARG:HH22	53:B6:88:LEU:HD23	1.62	0.64
1:CA:232:G:H1'	1:CA:262:A:N1	2.12	0.64
1:CA:922:G:N3	1:CA:1398:A:H2	1.96	0.64

Continued on next page...

Continued from previous page...

Atom-1	Atom-2	Interatomic distance (Å)	Clash overlap (Å)
1:CA:1218:C:H2'	1:CA:1219:A:C8	2.33	0.64
1:CA:1422:G:O2'	1:CA:1423:G:H5'	1.96	0.64
23:DB:1125:G:H4'	32:D4:37:GLN:NE2	2.12	0.64
23:DB:2841:C:H2'	23:DB:2842:G:H8	1.62	0.64
50:DT:32:LEU:H	50:DT:83:ALA:HB3	1.61	0.64
52:DW:10:ARG:O	52:DW:11:ASN:HB2	1.97	0.64
11:AL:51:VAL:HG12	11:AL:52:CYS:H	1.61	0.64
16:AQ:57:VAL:HB	16:AQ:79:GLU:HB3	1.79	0.64
20:AB:119:GLN:HA	20:AB:124:THR:HG23	1.78	0.64
23:BB:1915:U:H2'	23:BB:1916:A:O4'	1.96	0.64
23:BB:2109:U:H2'	23:BB:2109:U:O2	1.97	0.64
44:BQ:94:LEU:C	44:BQ:96:ASP:H	2.00	0.64
45:BS:58:ALA:HB1	45:BS:69:LEU:HD21	1.78	0.64
53:B6:58:VAL:HG12	53:B6:66:LEU:HD23	1.79	0.64
9:CJ:77:VAL:HB	9:CJ:78:GLU:OE2	1.97	0.64
13:CN:60:ARG:HG3	13:CN:62:ARG:HG3	1.80	0.64
23:DB:106:C:H2'	23:DB:107:G:C8	2.32	0.64
23:DB:947:A:H2'	23:DB:948:C:C6	2.32	0.64
23:DB:1099:G:C5'	24:DI:3:LYS:N	2.61	0.64
23:DB:1565:C:H5''	25:DC:17:LYS:NZ	2.12	0.64
24:DI:42:ASN:HA	24:DI:45:THR:OG1	1.96	0.64
28:DP:88:ARG:HB2	28:DP:112:ARG:NH1	2.12	0.64
43:DO:39:VAL:HB	43:DO:49:VAL:HG22	1.79	0.64
52:DW:19:ARG:H	52:DW:19:ARG:HE	1.46	0.64
4:AE:156:ARG:HD2	7:AH:42:GLU:O	1.96	0.64
8:AI:26:LYS:HE3	8:AI:27:ILE:H	1.62	0.64
9:AJ:8:ILE:HB	9:AJ:74:VAL:HB	1.80	0.64
19:AT:68:LYS:HA	19:AT:68:LYS:NZ	2.13	0.64
23:BB:215:G:H4'	23:BB:216:A:H4'	1.78	0.64
23:BB:849:A:H2'	23:BB:850:U:C6	2.33	0.64
23:BB:1858:A:N6	23:BB:1884:G:H1'	2.12	0.64
23:BB:2371:G:H2'	23:BB:2372:U:H5''	1.78	0.64
34:B3:49:VAL:HG21	34:B3:54:LEU:HD13	1.79	0.64
40:BH:41:LYS:O	40:BH:44:ILE:N	2.24	0.64
47:BF:31:GLU:O	47:BF:32:LYS:HD3	1.98	0.64
48:BG:132:LEU:HD23	48:BG:132:LEU:H	1.61	0.64
5:CF:86:ARG:HH12	17:CR:63:TYR:HB3	1.61	0.64
7:CH:44:PHE:HA	7:CH:70:VAL:HG11	1.79	0.64
8:CI:51:LEU:CB	8:CI:56:MET:HG2	2.23	0.64
14:CO:8:THR:O	14:CO:11:ILE:HG22	1.96	0.64
23:DB:543:G:N2	23:DB:545:U:H5'	2.13	0.64

Continued on next page...

Continued from previous page...

Atom-1	Atom-2	Interatomic distance (Å)	Clash overlap (Å)
23:DB:721:A:H2'	23:DB:722:A:H8	1.63	0.64
25:DC:173:LEU:H	25:DC:173:LEU:HD22	1.62	0.64
48:DG:26:LYS:HB2	48:DG:32:LEU:HG	1.80	0.64
51:DZ:40:VAL:CG2	51:DZ:43:GLU:HB3	2.27	0.64
1:AA:390:U:H2'	1:AA:391:G:H8	1.61	0.64
1:AA:812:G:OP1	1:AA:812:G:H4'	1.97	0.64
1:AA:1218:C:H2'	1:AA:1219:A:C8	2.33	0.64
3:AD:26:ALA:HA	3:AD:30:LYS:HE3	1.80	0.64
15:AP:40:ASN:HD21	15:AP:43:ALA:H	1.45	0.64
23:BB:138:U:H3'	23:BB:140:C:C2	2.33	0.64
23:BB:2145:C:H3'	23:BB:2146:C:C5'	2.28	0.64
35:BV:63:ILE:HB	35:BV:70:ILE:HD11	1.80	0.64
43:BO:49:VAL:HG11	43:BO:82:ALA:HA	1.79	0.64
52:BW:10:ARG:O	52:BW:11:ASN:HB2	1.96	0.64
18:CS:2:ARG:NE	18:CS:2:ARG:HA	2.12	0.64
19:CT:68:LYS:HA	19:CT:68:LYS:NZ	2.12	0.64
21:CU:16:ARG:HA	21:CU:16:ARG:NE	2.12	0.64
23:DB:1012:U:O4	41:DJ:30:THR:HG21	1.97	0.64
23:DB:1885:A:H2'	23:DB:1886:U:O4'	1.97	0.64
24:DI:41:PHE:O	24:DI:45:THR:HG23	1.98	0.64
41:DJ:1:MET:HG2	41:DJ:2:LYS:NZ	2.13	0.64
42:DN:8:ARG:HH21	42:DN:39:PRO:HB3	1.62	0.64
44:DQ:97:ILE:HD11	44:DQ:108:LEU:HD11	1.80	0.64
48:DG:43:LYS:HB2	48:DG:50:THR:OG1	1.98	0.64
50:DT:55:VAL:HA	50:DT:87:LEU:HA	1.80	0.64
53:D6:18:LEU:HD11	53:D6:171:LYS:HD2	1.80	0.64
3:AD:22:SER:HB2	3:AD:109:THR:HG22	1.78	0.64
4:AE:95:MET:HG3	4:AE:124:ALA:HB2	1.79	0.64
13:AN:60:ARG:HG3	13:AN:62:ARG:HG3	1.79	0.64
23:BB:558:U:O2'	23:BB:559:G:H5'	1.98	0.64
23:BB:1138:G:H2'	23:BB:1139:G:O4'	1.98	0.64
23:BB:2794:C:H2'	23:BB:2795:C:C6	2.32	0.64
25:BC:89:ASN:O	25:BC:105:ALA:HB3	1.97	0.64
25:BC:173:LEU:HD22	25:BC:173:LEU:H	1.62	0.64
26:BD:114:LYS:HB2	26:BD:116:LYS:HE3	1.80	0.64
3:CD:2:ARG:HD2	3:CD:114:ARG:CZ	2.28	0.64
10:CK:46:ALA:HB1	10:CK:61:ALA:HB1	1.80	0.64
1:CA:160:A:H2'	1:CA:161:A:O4'	1.98	0.64
1:CA:240:G:H8	1:CA:240:G:H5'	1.62	0.64
1:CA:1071:C:H2'	1:CA:1072:G:H8	1.63	0.64
23:DB:246:C:C2'	23:DB:247:G:H5'	2.27	0.64

Continued on next page...

Continued from previous page...

Atom-1	Atom-2	Interatomic distance (Å)	Clash overlap (Å)
23:DB:543:G:H2'	23:DB:545:U:OP1	1.98	0.64
23:DB:1179:G:H2'	23:DB:1180:U:O4'	1.97	0.64
23:DB:1794:A:H2'	23:DB:1795:C:C6	2.32	0.64
27:DK:118:LEU:O	27:DK:120:PRO:HD2	1.98	0.64
38:DM:21:ALA:HB2	38:DM:100:LYS:HG2	1.79	0.64
48:DG:15:ASP:HB2	48:DG:26:LYS:HB3	1.80	0.64
50:DT:32:LEU:HG	50:DT:83:ALA:HB2	1.80	0.64
51:DZ:18:ARG:NH1	51:DZ:24:ALA:HB2	2.12	0.64
23:BB:154:U:H2'	23:BB:155:A:C8	2.32	0.64
23:BB:581:C:H2'	23:BB:582:A:C8	2.33	0.64
23:BB:2143:C:H2'	23:BB:2144:G:H4'	1.80	0.64
26:BD:24:VAL:CG2	26:BD:188:LEU:HB3	2.28	0.64
27:BK:19:VAL:HG12	27:BK:43:ILE:HA	1.80	0.64
40:BH:82:SER:HB3	40:BH:146:VAL:CG1	2.26	0.64
41:BJ:13:ARG:O	41:BJ:52:ASP:HA	1.98	0.64
53:B6:70:SER:OG	53:B6:75:ALA:HB3	1.97	0.64
4:CE:156:ARG:HD2	7:CH:42:GLU:O	1.97	0.64
5:CF:3:HIS:CD2	5:CF:65:GLU:HG3	2.32	0.64
16:CQ:57:VAL:HB	16:CQ:79:GLU:HB3	1.78	0.64
20:CB:57:ASN:ND2	20:CB:223:GLY:HA2	2.13	0.64
1:CA:436:C:O2'	1:CA:437:U:H5'	1.98	0.64
23:DB:90:U:H3'	23:DB:91:A:C5'	2.28	0.64
23:DB:857:G:C2'	23:DB:858:G:H5'	2.27	0.64
23:DB:2443:C:H2'	23:DB:2444:G:H8	1.63	0.64
36:D2:30:VAL:HA	36:D2:33:ARG:NH2	2.12	0.64
50:DT:9:LYS:H	50:DT:9:LYS:HD2	1.63	0.64
1:AA:1288:A:H2'	1:AA:1289:A:O4'	1.98	0.64
7:AH:44:PHE:HA	7:AH:70:VAL:HG11	1.79	0.64
18:AS:5:LYS:C	18:AS:6:LYS:HD2	2.18	0.64
23:BB:163:C:H2'	23:BB:164:C:O4'	1.97	0.64
23:BB:545:U:C4	23:BB:547:A:H5'	2.32	0.64
23:BB:1469:A:H2'	23:BB:1470:A:H8	1.62	0.64
23:BB:1786:A:H1'	23:BB:1938:A:N6	2.13	0.64
26:BD:10:GLY:CA	26:BD:26:VAL:H	2.08	0.64
33:B1:36:LYS:HG2	33:B1:47:ILE:HG13	1.80	0.64
35:BV:4:ILE:HD12	35:BV:63:ILE:HG13	1.79	0.64
42:BN:8:ARG:HH21	42:BN:39:PRO:HB3	1.63	0.64
48:BG:166:GLU:HG2	48:BG:168:VAL:HG23	1.79	0.64
53:B6:15:GLN:O	53:B6:19:GLU:HG3	1.98	0.64
4:CE:95:MET:HG3	4:CE:124:ALA:HB2	1.79	0.64
9:CJ:80:THR:HB	9:CJ:83:THR:OG1	1.97	0.64

Continued on next page...

Continued from previous page...

Atom-1	Atom-2	Interatomic distance (Å)	Clash overlap (Å)
16:CQ:45:VAL:HG12	16:CQ:46:HIS:H	1.63	0.64
1:CA:76:G:H2'	1:CA:77:A:H8	1.62	0.64
1:CA:313:A:H2'	1:CA:314:C:C6	2.33	0.64
1:CA:837:U:H2'	1:CA:838:G:H8	1.63	0.64
23:DB:1050:A:H2'	23:DB:1051:G:O4'	1.98	0.64
23:DB:1138:G:H2'	23:DB:1139:G:O4'	1.98	0.64
23:DB:1700:A:H2'	23:DB:1701:A:H5'	1.79	0.64
23:DB:2662:A:H2'	23:DB:2663:G:O4'	1.98	0.64
25:DC:76:VAL:HG12	25:DC:114:GLN:HG2	1.80	0.64
43:DO:49:VAL:HG11	43:DO:82:ALA:HA	1.79	0.64
1:AA:72:A:O2'	1:AA:73:C:H5'	1.98	0.64
1:AA:922:G:N3	1:AA:1398:A:H2	1.95	0.64
2:AC:2:GLN:H	2:AC:2:GLN:NE2	1.96	0.64
6:AG:108:ARG:HG2	6:AG:115:MET:HE3	1.80	0.64
13:AN:51:PRO:HB2	13:AN:54:SER:CB	2.28	0.64
15:AP:78:VAL:O	15:AP:80:LYS:N	2.30	0.64
20:AB:57:ASN:ND2	20:AB:223:GLY:HA2	2.13	0.64
23:BB:1885:A:H2'	23:BB:1886:U:O4'	1.98	0.64
26:BD:5:VAL:N	26:BD:32:ASN:HD21	1.85	0.64
26:BD:32:ASN:HA	26:BD:51:THR:O	1.97	0.64
26:BD:168:GLU:O	26:BD:170:VAL:HG13	1.98	0.64
38:BM:40:ARG:HB2	38:BM:93:VAL:HG22	1.79	0.64
1:CA:1070:U:H2'	1:CA:1071:C:C6	2.33	0.64
1:CA:1288:A:H2'	1:CA:1289:A:O4'	1.98	0.64
23:DB:27:G:H1'	23:DB:513:A:N6	2.13	0.64
23:DB:575:A:O2'	23:DB:576:U:H5'	1.98	0.64
23:DB:1098:A:C2'	24:DI:4:VAL:N	2.59	0.64
23:DB:2653:U:H3'	23:DB:2654:A:H2'	1.78	0.64
25:DC:58:LYS:O	25:DC:59:GLN:HB2	1.97	0.64
38:DM:40:ARG:HB2	38:DM:93:VAL:HG22	1.79	0.64
50:DT:73:ARG:HB3	50:DT:73:ARG:NH2	2.12	0.64
1:AA:501:C:H2'	1:AA:502:A:C8	2.32	0.63
1:AA:1202:U:H1'	13:AN:68:ARG:HD2	1.80	0.63
1:AA:1225:A:O2'	18:AS:77:ARG:HD3	1.98	0.63
2:AC:2:GLN:HE21	2:AC:2:GLN:N	1.95	0.63
20:AB:38:HIS:HB2	20:AB:188:THR:HG21	1.79	0.63
23:BB:587:C:O2'	37:BL:19:LEU:HD13	1.98	0.63
23:BB:2841:C:H2'	23:BB:2842:G:C8	2.34	0.63
24:BI:89:SER:HA	24:BI:97:VAL:HG21	1.80	0.63
29:BE:112:LEU:HD13	29:BE:186:VAL:HG11	1.80	0.63
30:BY:18:LYS:O	30:BY:22:THR:HG23	1.97	0.63

Continued on next page...

Continued from previous page...

Atom-1	Atom-2	Interatomic distance (Å)	Clash overlap (Å)
44:BQ:17:LEU:HD13	44:BQ:30:VAL:O	1.98	0.63
44:BQ:30:VAL:HG22	44:BQ:31:TYR:H	1.61	0.63
50:BT:22:THR:HA	50:BT:25:GLU:HB3	1.80	0.63
18:CS:5:LYS:C	18:CS:6:LYS:HD2	2.19	0.63
1:CA:1007:U:H2'	1:CA:1008:U:C6	2.33	0.63
1:CA:1450:U:H2'	1:CA:1452:C:C5	2.33	0.63
23:DB:522:A:H2'	23:DB:523:C:C6	2.33	0.63
23:DB:743:A:O2'	23:DB:744:U:H5'	1.98	0.63
23:DB:1535:A:O2'	23:DB:1536:C:H5'	1.98	0.63
28:DP:50:ARG:CB	28:DP:56:SER:HB3	2.28	0.63
53:D6:12:SER:O	53:D6:16:LYS:HD2	1.98	0.63
53:D6:46:TYR:OH	53:D6:74:ASN:HB3	1.97	0.63
1:AA:56:U:H2'	1:AA:57:G:H8	1.62	0.63
1:AA:922:G:H2'	1:AA:923:A:C8	2.33	0.63
1:AA:1007:U:H2'	1:AA:1008:U:C6	2.33	0.63
1:AA:1343:G:H2'	1:AA:1344:C:C6	2.33	0.63
8:AI:74:GLN:N	8:AI:74:GLN:HE21	1.96	0.63
23:BB:45:G:H5''	23:BB:46:G:H5'	1.81	0.63
23:BB:947:A:HO2'	23:BB:984:A:H2	1.46	0.63
23:BB:1049:C:H2'	23:BB:1050:A:H8	1.63	0.63
23:BB:1060:U:O4	23:BB:1088:A:N6	2.31	0.63
23:BB:2653:U:H3'	23:BB:2654:A:H2'	1.78	0.63
29:BE:176:ASP:O	29:BE:180:LEU:HG	1.98	0.63
45:BS:36:LEU:HD22	45:BS:36:LEU:H	1.62	0.63
48:BG:43:LYS:HB2	48:BG:50:THR:OG1	1.98	0.63
8:CI:11:ARG:HA	8:CI:105:ARG:CZ	2.28	0.63
10:CK:80:ASN:HD22	10:CK:105:ARG:HG2	1.62	0.63
14:CO:26:GLU:HA	14:CO:81:LEU:HD11	1.81	0.63
1:CA:279:A:H5'	1:CA:281:G:O4'	1.98	0.63
1:CA:699:C:C2'	1:CA:700:G:H5''	2.25	0.63
1:CA:922:G:H2'	1:CA:923:A:C8	2.34	0.63
1:CA:1278:G:H4'	1:CA:1279:G:C5'	2.27	0.63
1:CA:1343:G:H2'	1:CA:1344:C:C6	2.33	0.63
23:DB:286:U:H2'	23:DB:287:G:C8	2.31	0.63
23:DB:1175:A:H2'	23:DB:1176:U:H5'	1.80	0.63
23:DB:2841:C:H2'	23:DB:2842:G:C8	2.34	0.63
27:DK:15:GLY:HA3	27:DK:52:VAL:HG23	1.80	0.63
29:DE:52:VAL:HG11	29:DE:81:GLY:HA3	1.80	0.63
37:DL:41:ARG:HG2	37:DL:41:ARG:HH21	1.61	0.63
44:DQ:10:ARG:CZ	44:DQ:10:ARG:HB2	2.28	0.63
44:DQ:17:LEU:HD13	44:DQ:30:VAL:O	1.98	0.63

Continued on next page...

Continued from previous page...

Atom-1	Atom-2	Interatomic distance (Å)	Clash overlap (Å)
1:AA:81:A:H3'	1:AA:83:C:C6	2.34	0.63
1:AA:1278:G:H4'	1:AA:1279:G:C5'	2.28	0.63
10:AK:58:THR:HB	10:AK:59:PRO:HD2	1.81	0.63
23:BB:2071:A:H2'	23:BB:2072:C:C6	2.33	0.63
23:BB:2091:C:H1'	51:BZ:34:HIS:CD2	2.34	0.63
38:BM:71:LYS:HD3	38:BM:95:LEU:HD13	1.80	0.63
48:BG:17:LYS:HA	48:BG:17:LYS:HZ2	1.63	0.63
48:BG:33:THR:HA	48:BG:34:ARG:NH1	2.12	0.63
53:B6:19:GLU:HA	53:B6:22:GLU:HB2	1.80	0.63
3:CD:90:LEU:HD21	3:CD:196:GLU:HB3	1.81	0.63
8:CI:74:GLN:HE21	8:CI:74:GLN:N	1.96	0.63
23:DB:131:A:H2'	23:DB:132:G:C8	2.33	0.63
23:DB:154:U:H2'	23:DB:155:A:C8	2.33	0.63
23:DB:899:A:H2'	23:DB:900:A:O4'	1.98	0.63
23:DB:899:A:C5	23:DB:900:A:H1'	2.33	0.63
23:DB:1486:U:H2'	23:DB:1487:U:H6	1.62	0.63
23:DB:2898:U:H2'	23:DB:2899:A:H8	1.63	0.63
24:DI:20:SER:O	24:DI:25:PRO:HD2	1.98	0.63
29:DE:112:LEU:HD13	29:DE:186:VAL:HG11	1.80	0.63
47:DF:76:PHE:O	47:DF:77:LYS:HB2	1.98	0.63
53:D6:14:MET:HB3	53:D6:168:PHE:CD2	2.34	0.63
53:D6:58:VAL:HG22	53:D6:68:VAL:HA	1.80	0.63
1:AA:41:G:H2'	1:AA:42:G:H8	1.63	0.63
1:AA:97:G:H2'	1:AA:98:A:O4'	1.98	0.63
1:AA:235:C:H1'	16:AQ:62:GLU:OE2	1.98	0.63
4:AE:85:LYS:HE3	4:AE:94:PHE:HB2	1.79	0.63
23:BB:670:A:H5''	37:BL:42:SER:HB2	1.80	0.63
23:BB:871:U:H2'	23:BB:872:U:H6	1.63	0.63
23:BB:1535:A:O2'	23:BB:1536:C:H5'	1.99	0.63
23:BB:1794:A:H2'	23:BB:1795:C:C6	2.33	0.63
40:BH:68:ARG:HH21	40:BH:71:LYS:HE2	1.63	0.63
40:BH:94:ILE:HA	40:BH:98:ASP:OD1	1.99	0.63
4:CE:113:VAL:HG11	4:CE:136:VAL:HG23	1.80	0.63
20:CB:38:HIS:HB2	20:CB:188:THR:HG21	1.78	0.63
1:CA:90:C:H2'	1:CA:91:U:C6	2.34	0.63
1:CA:190:A:H2'	1:CA:191:G:O4'	1.98	0.63
1:CA:502:A:H2'	1:CA:503:C:H6	1.64	0.63
23:DB:215:G:H4'	23:DB:216:A:H4'	1.80	0.63
23:DB:275:C:H2'	23:DB:276:U:H6	1.62	0.63
23:DB:996:A:H4'	44:DQ:91:ARG:CD	2.28	0.63
23:DB:1100:C:OP2	24:DI:2:LYS:HB3	1.98	0.63

Continued on next page...

Continued from previous page...

Atom-1	Atom-2	Interatomic distance (Å)	Clash overlap (Å)
23:DB:1107:G:C2'	23:DB:1108:U:H5'	2.27	0.63
24:DI:1:ALA:HB1	24:DI:2:LYS:HD2	1.80	0.63
37:DL:116:VAL:HG13	37:DL:117:THR:N	2.13	0.63
39:DX:33:ALA:HB1	50:DT:14:PRO:HD2	1.81	0.63
45:DS:13:SER:O	45:DS:101:SER:HB3	1.99	0.63
48:DG:84:LYS:HG3	48:DG:131:VAL:C	2.19	0.63
52:DW:43:LYS:HD2	52:DW:79:ILE:HD11	1.80	0.63
1:AA:57:G:H2'	1:AA:58:C:H6	1.63	0.63
1:AA:430:A:OP1	3:AD:8:LEU:HB2	1.97	0.63
8:AI:38:PHE:HB3	8:AI:43:ALA:HB3	1.80	0.63
8:AI:118:ARG:NH1	8:AI:122:ARG:HE	1.96	0.63
23:BB:903:C:H2'	23:BB:904:G:H8	1.62	0.63
23:BB:2662:A:H2'	23:BB:2663:G:O4'	1.98	0.63
42:BN:72:ASP:O	42:BN:76:VAL:HG13	1.99	0.63
48:BG:83:THR:HA	48:BG:84:LYS:NZ	2.13	0.63
11:CL:38:THR:OG1	53:D6:84:ARG:HG2	1.98	0.63
13:CN:14:ALA:HB1	13:CN:18:LYS:HE3	1.78	0.63
15:CP:67:ILE:HG13	15:CP:71:VAL:HG13	1.81	0.63
18:CS:43:MET:O	18:CS:46:LEU:HB2	1.98	0.63
1:CA:1179:A:H2'	1:CA:1180:A:O4'	1.98	0.63
22:DA:104:A:H2'	22:DA:105:G:O4'	1.99	0.63
23:DB:903:C:H2'	23:DB:904:G:H8	1.64	0.63
23:DB:981:A:H4'	23:DB:2037:A:H5'	1.80	0.63
37:DL:135:ILE:HG23	37:DL:136:GLU:N	2.13	0.63
46:DU:35:VAL:HB	46:DU:38:ILE:HB	1.81	0.63
1:AA:837:U:H2'	1:AA:838:G:H8	1.63	0.63
2:AC:13:ILE:O	2:AC:14:VAL:HG22	1.98	0.63
2:AC:140:ALA:HB3	2:AC:148:ILE:HD12	1.80	0.63
7:AH:124:ILE:HG22	7:AH:125:ILE:H	1.64	0.63
8:AI:56:MET:SD	8:AI:57:VAL:N	2.71	0.63
12:AM:68:LEU:HD22	12:AM:69:ARG:NH1	2.14	0.63
23:BB:1484:U:H2'	23:BB:1485:U:C6	2.33	0.63
23:BB:1486:U:H2'	23:BB:1487:U:H6	1.64	0.63
23:BB:1790:C:O2'	25:BC:207:ALA:HB2	1.99	0.63
23:BB:2425:A:H5'	23:BB:2427:C:O4'	1.99	0.63
24:BI:11:GLN:HA	24:BI:55:PRO:HA	1.80	0.63
40:BH:116:ARG:HG2	40:BH:131:SER:HB2	1.80	0.63
48:BG:72:ASN:O	48:BG:76:ILE:HG12	1.98	0.63
49:BR:76:LYS:HB2	49:BR:85:LYS:HB3	1.81	0.63
50:BT:55:VAL:HA	50:BT:87:LEU:HA	1.80	0.63
52:BW:24:ARG:NE	52:BW:65:LYS:HE3	2.13	0.63

Continued on next page...

Continued from previous page...

Atom-1	Atom-2	Interatomic distance (Å)	Clash overlap (Å)
52:BW:28:GLU:HG3	52:BW:29:SER:H	1.63	0.63
16:CQ:59:GLU:O	16:CQ:75:VAL:HG22	1.99	0.63
20:CB:162:VAL:HG21	20:CB:168:GLU:HB2	1.79	0.63
1:CA:157:U:O2'	1:CA:158:G:H5'	1.99	0.63
1:CA:1027:C:H2'	1:CA:1028:C:C6	2.33	0.63
23:DB:17:G:H2'	23:DB:18:U:C6	2.34	0.63
23:DB:90:U:H2'	23:DB:91:A:C2	2.34	0.63
23:DB:1219:U:H2'	23:DB:1220:G:H8	1.64	0.63
23:DB:1484:U:H2'	23:DB:1485:U:C6	2.33	0.63
23:DB:2415:G:H4'	37:DL:66:PHE:HB2	1.80	0.63
25:DC:75:ALA:HB1	25:DC:93:VAL:HG22	1.79	0.63
36:D2:10:LEU:O	36:D2:14:ARG:HG2	1.98	0.63
40:DH:119:ASN:OD1	40:DH:121:VAL:HG13	1.98	0.63
47:DF:108:PRO:O	47:DF:110:ILE:HG23	1.99	0.63
48:DG:72:ASN:O	48:DG:76:ILE:HG12	1.97	0.63
53:D6:18:LEU:HD22	53:D6:168:PHE:CD2	2.33	0.63
1:AA:176:C:H2'	1:AA:177:G:N3	2.14	0.63
1:AA:177:G:H5''	19:AT:59:ARG:HH21	1.64	0.63
1:AA:436:C:O2'	1:AA:437:U:H5'	1.99	0.63
4:AE:9:GLU:CD	4:AE:10:LEU:H	2.01	0.63
15:AP:40:ASN:ND2	15:AP:43:ALA:H	1.96	0.63
23:BB:528:A:N1	23:BB:2042:A:H2'	2.14	0.63
23:BB:968:C:H2'	23:BB:969:G:H8	1.63	0.63
23:BB:1063:G:C1'	24:BI:134:SER:O	2.47	0.63
23:BB:1652:A:OP1	42:BN:8:ARG:HD3	1.99	0.63
23:BB:2471:A:O2'	23:BB:2472:G:H8	1.74	0.63
23:BB:2787:C:C1'	26:BD:63:PRO:HG3	2.24	0.63
37:BL:116:VAL:HG13	37:BL:117:THR:N	2.13	0.63
40:BH:27:ARG:H	40:BH:31:VAL:HG23	1.63	0.63
40:BH:31:VAL:O	40:BH:32:PRO:C	2.34	0.63
41:BJ:82:GLY:O	41:BJ:84:ILE:HG22	1.99	0.63
47:BF:76:PHE:O	47:BF:77:LYS:HB2	1.97	0.63
19:CT:59:ARG:HH21	1:CA:177:G:H5''	1.64	0.63
1:CA:1023:U:H2'	1:CA:1024:G:C8	2.34	0.63
23:DB:1099:G:C8	24:DI:3:LYS:HB2	2.34	0.63
23:DB:2071:A:H2'	23:DB:2072:C:C6	2.33	0.63
23:DB:2784:U:H4'	26:DD:42:ASN:O	1.98	0.63
29:DE:48:THR:HG22	29:DE:86:ALA:HB3	1.80	0.63
29:DE:97:ASN:HB2	29:DE:100:MET:HG3	1.80	0.63
34:D3:41:ARG:HA	34:D3:44:ARG:NH1	2.14	0.63
40:DH:116:ARG:HB3	40:DH:116:ARG:NH1	2.14	0.63

Continued on next page...

Continued from previous page...

Atom-1	Atom-2	Interatomic distance (Å)	Clash overlap (Å)
45:DS:18:ARG:HB3	45:DS:76:VAL:HG22	1.81	0.63
47:DF:72:SER:HB2	47:DF:80:GLN:H	1.64	0.63
1:AA:313:A:H2'	1:AA:314:C:C6	2.34	0.63
23:BB:713:G:H21	23:BB:718:A:H2	1.43	0.63
23:BB:743:A:O2'	23:BB:744:U:H5'	1.99	0.63
23:BB:1440:U:H2'	23:BB:1441:G:C8	2.34	0.63
23:BB:1930:G:O2'	23:BB:1968:G:N1	2.31	0.63
23:BB:2302:U:H2'	23:BB:2303:G:C8	2.34	0.63
23:BB:2658:C:H5'	48:BG:159:LYS:HZ3	1.62	0.63
33:B1:32:LYS:HA	33:B1:51:ALA:O	1.98	0.63
37:BL:93:ASN:O	37:BL:95:LEU:N	2.32	0.63
40:BH:3:VAL:HA	40:BH:39:ALA:N	2.14	0.63
40:BH:40:THR:O	40:BH:42:LYS:N	2.31	0.63
45:BS:82:MET:HE1	45:BS:84:ARG:HH22	1.63	0.63
47:BF:74:ALA:HB3	47:BF:77:LYS:O	1.98	0.63
50:BT:32:LEU:H	50:BT:83:ALA:HB3	1.63	0.63
51:BZ:40:VAL:CG2	51:BZ:43:GLU:HB3	2.29	0.63
15:CP:6:LEU:HB3	15:CP:17:TYR:HB3	1.81	0.63
23:DB:1060:U:O4	23:DB:1088:A:N6	2.31	0.63
23:DB:2805:C:H2'	23:DB:2806:C:H6	1.62	0.63
26:DD:107:VAL:HG13	26:DD:203:VAL:HG23	1.80	0.63
48:DG:166:GLU:HG2	48:DG:168:VAL:HG23	1.79	0.63
15:AP:67:ILE:HG13	15:AP:71:VAL:HG13	1.79	0.63
21:AU:36:PHE:HB3	21:AU:40:PRO:CD	2.24	0.63
23:BB:90:U:H3'	23:BB:91:A:C5'	2.26	0.63
23:BB:528:A:C2	23:BB:2043:C:H4'	2.34	0.63
23:BB:1028:A:H2'	23:BB:1029:A:C8	2.34	0.63
23:BB:2364:C:H4'	52:BW:55:ASP:OD1	1.98	0.63
41:BJ:117:ALA:HA	41:BJ:120:ARG:HH21	1.62	0.63
44:BQ:91:ARG:HE	44:BQ:94:LEU:HD22	1.64	0.63
53:B6:79:ILE:HA	53:B6:82:ALA:HB3	1.81	0.63
11:CL:43:LYS:HB2	11:CL:44:PRO:CD	2.28	0.63
13:CN:68:ARG:HD2	1:CA:1202:U:H1'	1.80	0.63
18:CS:35:ARG:HD3	1:CA:1320:C:N3	2.14	0.63
1:CA:649:A:H2'	1:CA:650:G:O4'	1.98	0.63
23:DB:162:U:H4'	23:DB:163:C:OP1	1.97	0.63
23:DB:1176:U:H2'	23:DB:1177:G:O4'	1.98	0.63
23:DB:1229:C:H2'	23:DB:1230:A:H8	1.62	0.63
23:DB:2149:U:H2'	23:DB:2150:C:C6	2.34	0.63
28:DP:50:ARG:HB2	28:DP:56:SER:CB	2.29	0.63
29:DE:27:LEU:O	29:DE:31:VAL:HG23	1.98	0.63

Continued on next page...

Continued from previous page...

Atom-1	Atom-2	Interatomic distance (Å)	Clash overlap (Å)
48:DG:162:ARG:HG3	48:DG:166:GLU:HG3	1.81	0.63
50:DT:22:THR:HA	50:DT:25:GLU:HB3	1.80	0.63
51:DZ:35:SER:HA	51:DZ:49:LEU:O	1.99	0.63
1:AA:220:G:O2'	1:AA:221:C:H5'	1.98	0.62
3:AD:154:VAL:HG23	3:AD:155:LYS:H	1.63	0.62
9:AJ:55:PRO:HA	13:AN:80:ARG:NH2	2.14	0.62
9:AJ:56:HIS:O	9:AJ:57:VAL:HG12	1.99	0.62
11:AL:43:LYS:HB2	11:AL:44:PRO:CD	2.29	0.62
13:AN:24:ALA:O	13:AN:27:LYS:HG3	1.99	0.62
22:BA:104:A:H2'	22:BA:105:G:O4'	1.99	0.62
23:BB:136:G:H2'	23:BB:137:U:C5	2.34	0.62
23:BB:1205:A:C6	29:BE:165:HIS:HB2	2.34	0.62
23:BB:2229:U:H2'	23:BB:2230:G:H8	1.63	0.62
23:BB:2458:G:H1'	23:BB:2460:U:O4	1.98	0.62
23:BB:2898:U:H2'	23:BB:2899:A:H8	1.64	0.62
24:BI:20:SER:O	24:BI:25:PRO:HD2	1.99	0.62
46:BU:78:LYS:HD3	46:BU:79:ALA:H	1.64	0.62
53:B6:58:VAL:HG12	53:B6:59:THR:H	1.62	0.62
9:CJ:55:PRO:HA	13:CN:80:ARG:NH2	2.14	0.62
11:CL:72:ASN:HD21	11:CL:104:SER:HB3	1.64	0.62
1:CA:220:G:O2'	1:CA:221:C:H5'	1.99	0.62
1:CA:1273:C:H2'	1:CA:1274:A:O4'	1.99	0.62
23:DB:528:A:N1	23:DB:2042:A:H2'	2.14	0.62
23:DB:923:G:H1'	52:DW:23:LYS:HZ1	1.63	0.62
23:DB:1729:U:C3'	23:DB:1730:C:H4'	2.28	0.62
23:DB:2264:C:H41	52:DW:11:ASN:HD21	1.44	0.62
26:DD:32:ASN:HA	26:DD:51:THR:O	1.99	0.62
26:DD:34:VAL:HA	26:DD:50:VAL:HG12	1.80	0.62
45:DS:26:GLY:N	45:DS:71:VAL:HG13	2.13	0.62
48:DG:33:THR:HA	48:DG:34:ARG:NH1	2.14	0.62
6:AG:4:ARG:HE	6:AG:6:ILE:HG12	1.64	0.62
14:AO:39:LEU:HD23	14:AO:43:PHE:HE1	1.64	0.62
23:BB:833:A:H2'	23:BB:834:G:C8	2.34	0.62
23:BB:2443:C:H2'	23:BB:2444:G:C8	2.34	0.62
23:BB:2654:A:N1	23:BB:2665:A:H5''	2.15	0.62
23:BB:2805:C:H2'	23:BB:2806:C:C6	2.33	0.62
47:BF:41:GLU:O	47:BF:43:ILE:HG22	1.98	0.62
53:B6:157:ALA:O	53:B6:161:ILE:HG12	1.99	0.62
1:CA:673:A:H2'	1:CA:674:G:C8	2.34	0.62
1:CA:1151:A:HO2'	1:CA:1152:A:H8	1.46	0.62
23:DB:1180:U:H2'	23:DB:1181:U:C6	2.34	0.62

Continued on next page...

Continued from previous page...

Atom-1	Atom-2	Interatomic distance (Å)	Clash overlap (Å)
23:DB:1412:U:H2'	23:DB:1413:A:H8	1.64	0.62
23:DB:1799:G:N2	23:DB:1818:U:O2'	2.32	0.62
23:DB:2557:G:H2'	23:DB:2558:C:C6	2.34	0.62
27:DK:18:ARG:HB2	27:DK:45:GLU:HG3	1.81	0.62
32:D4:15:LYS:O	32:D4:16:ILE:HB	1.98	0.62
1:AA:602:A:O2'	1:AA:603:U:H5'	1.99	0.62
1:AA:1027:C:H2'	1:AA:1028:C:C6	2.34	0.62
3:AD:90:LEU:HD21	3:AD:196:GLU:HB3	1.81	0.62
10:AK:46:ALA:HB1	10:AK:61:ALA:HB1	1.79	0.62
18:AS:39:ILE:HD11	18:AS:68:HIS:HB2	1.81	0.62
23:BB:1082:U:N3	23:BB:1086:A:C6	2.68	0.62
23:BB:1873:G:O2'	23:BB:1874:C:H5'	1.99	0.62
23:BB:2021:C:OP1	31:B0:8:THR:HG21	2.00	0.62
29:BE:166:LYS:O	29:BE:167:VAL:HB	1.99	0.62
34:B3:41:ARG:HA	34:B3:44:ARG:NH1	2.13	0.62
34:B3:44:ARG:N	34:B3:45:PRO:HD2	2.14	0.62
40:BH:100:ALA:HB1	40:BH:112:LYS:HA	1.79	0.62
40:BH:116:ARG:HH11	40:BH:133:GLN:HB2	1.63	0.62
44:BQ:104:ALA:HA	49:BR:46:GLU:CD	2.19	0.62
46:BU:25:LYS:HE3	46:BU:36:GLU:HG3	1.81	0.62
51:BZ:38:PHE:CE2	51:BZ:51:VAL:HG21	2.29	0.62
20:CB:31:PHE:HB2	20:CB:41:ASN:HA	1.80	0.62
23:DB:581:C:H2'	23:DB:582:A:C8	2.34	0.62
23:DB:919:U:H2'	23:DB:920:A:H8	1.61	0.62
23:DB:1275:A:H2'	23:DB:1276:A:O4'	1.99	0.62
23:DB:1381:G:C2'	23:DB:1382:G:H5'	2.28	0.62
23:DB:1794:A:H2'	23:DB:1795:C:H6	1.64	0.62
23:DB:2365:G:O2'	52:DW:59:PHE:HE1	1.82	0.62
53:D6:115:VAL:O	53:D6:119:ARG:HD2	1.99	0.62
1:AA:89:U:H2'	1:AA:90:C:H6	1.63	0.62
1:AA:108:G:O6	19:AT:9:ARG:HG2	1.99	0.62
1:AA:168:G:O2'	1:AA:169:C:H5'	1.99	0.62
1:AA:806:C:H2'	1:AA:807:A:H8	1.63	0.62
1:AA:1513:A:H2'	1:AA:1514:G:H8	1.62	0.62
7:AH:38:VAL:HG13	7:AH:111:THR:HG22	1.81	0.62
8:AI:50:PRO:HD3	8:AI:79:ARG:HG3	1.80	0.62
10:AK:17:ASP:HA	10:AK:80:ASN:O	2.00	0.62
12:AM:106:ARG:HE	12:AM:112:ARG:CZ	2.13	0.62
15:AP:6:LEU:HB3	15:AP:17:TYR:HB3	1.80	0.62
23:BB:30:G:H2'	23:BB:31:C:C6	2.34	0.62
23:BB:1229:C:H2'	23:BB:1230:A:C8	2.34	0.62

Continued on next page...

Continued from previous page...

Atom-1	Atom-2	Interatomic distance (Å)	Clash overlap (Å)
23:BB:1412:U:H2'	23:BB:1413:A:H8	1.65	0.62
53:B6:39:LEU:HD12	53:B6:40:HIS:N	2.15	0.62
8:CI:64:ILE:HD12	8:CI:64:ILE:H	1.63	0.62
15:CP:3:THR:HB	15:CP:66:THR:O	1.99	0.62
17:CR:33:THR:HG23	17:CR:37:LYS:O	2.00	0.62
20:CB:116:LEU:HD11	20:CB:139:GLU:OE1	1.99	0.62
23:DB:620:G:H5'	23:DB:620:G:N3	2.14	0.62
23:DB:1080:A:H2'	23:DB:1081:U:C6	2.33	0.62
23:DB:1199:U:H2'	23:DB:1200:C:C6	2.33	0.62
23:DB:1309:G:OP1	36:D2:9:VAL:HG12	1.98	0.62
23:DB:1470:A:H3'	23:DB:1471:G:H8	1.63	0.62
25:DC:159:THR:O	25:DC:194:VAL:HG12	1.99	0.62
26:DD:10:GLY:CA	26:DD:26:VAL:H	2.08	0.62
29:DE:194:LYS:O	29:DE:197:GLU:HB3	2.00	0.62
47:DF:74:ALA:HB3	47:DF:77:LYS:O	2.00	0.62
1:AA:206:C:H2'	1:AA:207:C:O4'	2.00	0.62
1:AA:1432:G:H1'	1:AA:1468:A:N6	2.15	0.62
2:AC:69:THR:HG21	2:AC:75:VAL:HG21	1.82	0.62
5:AF:86:ARG:HH12	17:AR:63:TYR:HB3	1.63	0.62
21:AU:42:THR:O	21:AU:46:ARG:HG3	1.99	0.62
23:BB:27:G:HO2'	23:BB:28:A:H8	1.46	0.62
23:BB:189:G:H2'	23:BB:205:G:N2	2.15	0.62
23:BB:1458:U:O2'	23:BB:1459:G:H5''	2.00	0.62
25:BC:124:LYS:HZ3	25:BC:124:LYS:HB3	1.64	0.62
26:BD:97:SER:HB3	26:BD:99:GLU:CD	2.20	0.62
35:BV:80:HIS:HD2	35:BV:82:TYR:H	1.46	0.62
40:BH:108:VAL:C	40:BH:109:GLU:HG3	2.19	0.62
41:BJ:23:LYS:HE3	41:BJ:142:ILE:HA	1.80	0.62
46:BU:86:PHE:CE1	46:BU:88:ASP:HB3	2.33	0.62
52:BW:35:ILE:HG12	52:BW:35:ILE:O	1.99	0.62
4:CE:19:ARG:O	4:CE:20:VAL:HB	1.99	0.62
6:CG:129:ASN:HA	6:CG:134:VAL:HG11	1.81	0.62
7:CH:124:ILE:HG22	7:CH:125:ILE:H	1.65	0.62
9:CJ:59:LYS:HG3	9:CJ:60:ASP:N	2.14	0.62
15:CP:74:LEU:O	15:CP:78:VAL:HG12	1.99	0.62
20:CB:119:GLN:HB3	20:CB:125:PHE:HB2	1.80	0.62
1:CA:763:G:H2'	1:CA:764:C:H6	1.64	0.62
23:DB:639:U:H2'	23:DB:640:C:C6	2.33	0.62
23:DB:833:A:H2'	23:DB:834:G:C8	2.34	0.62
23:DB:1709:U:H2'	23:DB:1710:G:H8	1.64	0.62
25:DC:14:HIS:O	25:DC:203:VAL:HG11	1.99	0.62

Continued on next page...

Continued from previous page...

Atom-1	Atom-2	Interatomic distance (Å)	Clash overlap (Å)
29:DE:48:THR:N	29:DE:51:GLU:HG3	2.14	0.62
34:D3:60:CYS:C	34:D3:62:PRO:HD3	2.20	0.62
37:DL:51:GLU:OE1	37:DL:56:PRO:HA	2.00	0.62
38:DM:19:GLY:H	38:DM:38:ARG:HH12	1.47	0.62
41:DJ:25:LEU:HD22	41:DJ:26:GLY:N	2.14	0.62
43:DO:94:ARG:HD2	43:DO:97:PHE:O	2.00	0.62
50:DT:34:VAL:HG11	50:DT:43:ILE:HD11	1.82	0.62
1:AA:1007:U:H2'	1:AA:1008:U:H6	1.64	0.62
1:AA:1031:C:H4'	1:AA:1032:G:H5''	1.80	0.62
1:AA:1070:U:H2'	1:AA:1071:C:C6	2.34	0.62
7:AH:92:PRO:HG3	7:AH:124:ILE:HD13	1.81	0.62
20:AB:116:LEU:HD11	20:AB:139:GLU:OE1	2.00	0.62
23:BB:545:U:N3	23:BB:547:A:H5'	2.15	0.62
23:BB:580:U:H2'	23:BB:581:C:C6	2.35	0.62
23:BB:936:A:H2'	23:BB:937:C:C6	2.35	0.62
45:BS:26:GLY:N	45:BS:71:VAL:HG13	2.12	0.62
48:BG:9:VAL:HG22	48:BG:48:THR:HG22	1.81	0.62
4:CE:22:LYS:HB2	1:CA:1081:A:OP1	2.00	0.62
8:CI:50:PRO:HD3	8:CI:79:ARG:HG3	1.79	0.62
9:CJ:56:HIS:O	9:CJ:57:VAL:HG12	2.00	0.62
10:CK:126:ARG:HB2	21:CU:33:ARG:HD2	1.82	0.62
11:CL:2:THR:OG1	11:CL:5:GLN:HG3	2.00	0.62
13:CN:24:ALA:O	13:CN:27:LYS:HG3	1.99	0.62
14:CO:39:LEU:HD23	14:CO:43:PHE:HE1	1.65	0.62
20:CB:101:THR:HG21	1:CA:1101:A:N6	2.15	0.62
22:DA:111:U:H2'	22:DA:112:G:H8	1.64	0.62
23:DB:1082:U:N3	23:DB:1086:A:C6	2.67	0.62
23:DB:1279:G:OP1	42:DN:35:LYS:HG3	2.00	0.62
23:DB:2805:C:H2'	23:DB:2806:C:C6	2.35	0.62
24:DI:27:LEU:H	24:DI:27:LEU:CD2	2.12	0.62
25:DC:134:ILE:HD11	25:DC:163:ILE:HG13	1.80	0.62
26:DD:24:VAL:CG2	26:DD:188:LEU:HB3	2.28	0.62
27:DK:19:VAL:HB	27:DK:41:ILE:HD11	1.82	0.62
44:DQ:104:ALA:HA	49:DR:46:GLU:CD	2.20	0.62
49:DR:76:LYS:HB2	49:DR:85:LYS:HB3	1.80	0.62
50:DT:32:LEU:N	50:DT:83:ALA:HB3	2.13	0.62
53:D6:31:GLY:HA3	53:D6:106:LEU:HD13	1.81	0.62
1:AA:1071:C:H2'	1:AA:1072:G:H8	1.64	0.62
13:AN:26:LEU:HD23	13:AN:27:LYS:N	2.15	0.62
18:AS:44:ILE:HA	18:AS:61:VAL:HB	1.82	0.62
23:BB:988:A:C8	30:BY:13:ILE:HD12	2.34	0.62

Continued on next page...

Continued from previous page...

Atom-1	Atom-2	Interatomic distance (Å)	Clash overlap (Å)
23:BB:1810:A:H2'	23:BB:1811:G:O4'	1.99	0.62
29:BE:48:THR:HG22	29:BE:86:ALA:HB3	1.80	0.62
29:BE:145:ASP:HB2	29:BE:166:LYS:HE2	1.81	0.62
32:B4:16:ILE:HG13	32:B4:25:VAL:HG22	1.82	0.62
43:BO:94:ARG:HD2	43:BO:97:PHE:O	2.00	0.62
44:BQ:30:VAL:HG11	44:BQ:33:VAL:HG13	1.82	0.62
44:BQ:105:PHE:HA	44:BQ:108:LEU:HG	1.82	0.62
46:BU:40:LEU:HA	46:BU:60:LYS:O	2.00	0.62
48:BG:162:ARG:HG3	48:BG:166:GLU:HG3	1.80	0.62
10:CK:58:THR:HB	10:CK:59:PRO:HD2	1.81	0.62
1:CA:678:U:H2'	1:CA:679:C:C6	2.35	0.62
1:CA:1250:A:H2'	1:CA:1251:A:C8	2.34	0.62
23:DB:100:U:H4'	23:DB:101:A:OP2	1.99	0.62
23:DB:320:A:H4'	23:DB:322:A:N7	2.14	0.62
23:DB:794:A:H2'	23:DB:795:C:C6	2.35	0.62
23:DB:2893:A:H4'	23:DB:2894:G:H5'	1.80	0.62
26:DD:168:GLU:O	26:DD:170:VAL:HG13	1.99	0.62
38:DM:35:ALA:HB3	38:DM:99:GLY:N	2.15	0.62
38:DM:35:ALA:O	38:DM:36:VAL:HB	1.99	0.62
41:DJ:23:LYS:HE3	41:DJ:142:ILE:HA	1.81	0.62
47:DF:32:LYS:HE2	47:DF:34:THR:HG22	1.80	0.62
1:AA:160:A:H2'	1:AA:161:A:O4'	1.99	0.62
1:AA:211:G:C5	1:AA:212:G:H1'	2.35	0.62
1:AA:335:C:H2'	1:AA:336:A:H8	1.64	0.62
1:AA:555:U:H2'	1:AA:556:C:C6	2.35	0.62
1:AA:673:A:H2'	1:AA:674:G:C8	2.34	0.62
1:AA:876:C:H1'	7:AH:11:THR:HG21	1.82	0.62
1:AA:1018:G:H2'	1:AA:1019:A:H8	1.64	0.62
1:AA:1320:C:N3	18:AS:35:ARG:HD3	2.14	0.62
23:BB:27:G:H1'	23:BB:513:A:N6	2.14	0.62
23:BB:171:U:H2'	23:BB:172:A:C8	2.34	0.62
23:BB:751:A:H5'	45:BS:90:LYS:HA	1.80	0.62
23:BB:1779:U:H5	23:BB:1784:A:N7	1.98	0.62
23:BB:1921:G:N2	23:BB:1922:G:C6	2.68	0.62
23:BB:2819:G:H2'	23:BB:2821:A:N7	2.15	0.62
27:BK:119:ALA:HB3	27:BK:120:PRO:CD	2.28	0.62
40:BH:100:ALA:CB	40:BH:112:LYS:HA	2.30	0.62
47:BF:106:ALA:HA	47:BF:135:ILE:HD11	1.81	0.62
50:BT:39:THR:C	50:BT:41:ALA:H	2.03	0.62
53:B6:109:GLU:HA	53:B6:112:LYS:HE3	1.82	0.62
12:CM:70:ARG:HE	47:DF:109:ARG:CZ	2.13	0.62

Continued on next page...

Continued from previous page...

Atom-1	Atom-2	Interatomic distance (Å)	Clash overlap (Å)
12:CM:86:ARG:HA	12:CM:96:VAL:HG13	1.82	0.62
20:CB:61:SER:HA	20:CB:224:ARG:HA	1.82	0.62
1:CA:41:G:H2'	1:CA:42:G:H8	1.63	0.62
1:CA:56:U:H2'	1:CA:57:G:H8	1.65	0.62
23:DB:443:A:C8	29:DE:40:ARG:HD3	2.34	0.62
23:DB:813:U:H2'	23:DB:814:C:H6	1.64	0.62
23:DB:1084:A:H1'	23:DB:1106:G:H5'	1.82	0.62
23:DB:1593:A:H2'	23:DB:1594:U:C6	2.34	0.62
23:DB:1726:C:H2'	23:DB:1727:C:C6	2.35	0.62
24:DI:121:ILE:HD13	24:DI:121:ILE:N	2.13	0.62
25:DC:202:ARG:NH2	25:DC:202:ARG:HB2	2.14	0.62
39:DX:46:VAL:O	39:DX:50:VAL:HG23	1.98	0.62
40:DH:5:LEU:O	40:DH:6:LEU:HD12	1.99	0.62
47:DF:106:ALA:N	47:DF:108:PRO:HD2	2.14	0.62
47:DF:110:ILE:CG2	47:DF:113:PHE:HB3	2.30	0.62
53:D6:78:ALA:HA	53:D6:81:LYS:HG3	1.81	0.62
1:AA:531:U:H5'	1:AA:531:U:H6	1.65	0.62
1:AA:1053:G:N7	1:AA:1200:C:H5''	2.14	0.62
1:AA:1250:A:H2'	1:AA:1251:A:C8	2.35	0.62
4:AE:76:ASN:HB2	4:AE:81:GLN:NE2	2.15	0.62
9:AJ:37:ARG:HA	9:AJ:37:ARG:NE	2.15	0.62
10:AK:28:ASN:ND2	10:AK:29:THR:H	1.98	0.62
18:AS:35:ARG:HB2	18:AS:71:GLY:CA	2.30	0.62
23:BB:197:A:N6	23:BB:2430:A:H2'	2.15	0.62
23:BB:1149:G:H2'	23:BB:1150:C:C6	2.35	0.62
24:BI:85:ILE:HD13	24:BI:137:LEU:HD21	1.80	0.62
37:BL:135:ILE:HG23	37:BL:136:GLU:N	2.14	0.62
47:BF:106:ALA:N	47:BF:108:PRO:HD2	2.15	0.62
50:BT:32:LEU:HG	50:BT:83:ALA:HB2	1.82	0.62
5:CF:97:THR:O	5:CF:98:GLU:HB3	1.99	0.62
7:CH:11:THR:HG21	1:CA:876:C:H1'	1.82	0.62
7:CH:38:VAL:HG13	7:CH:111:THR:HG22	1.82	0.62
1:CA:56:U:H2'	1:CA:57:G:C8	2.34	0.62
1:CA:449:G:H2'	1:CA:450:G:C8	2.34	0.62
1:CA:1027:C:H2'	1:CA:1028:C:H6	1.65	0.62
23:DB:1197:G:H2'	23:DB:1198:U:C6	2.35	0.62
26:DD:114:LYS:HB2	26:DD:116:LYS:HE3	1.81	0.62
40:DH:88:GLY:O	40:DH:124:THR:HA	2.00	0.62
47:DF:127:TYR:HB2	47:DF:155:ILE:HD13	1.82	0.62
53:D6:16:LYS:O	53:D6:20:VAL:HG23	2.00	0.62
4:AE:111:ARG:HG3	4:AE:112:ALA:N	2.13	0.62

Continued on next page...

Continued from previous page...

Atom-1	Atom-2	Interatomic distance (Å)	Clash overlap (Å)
23:BB:79:C:HO2'	23:BB:346:A:H1'	1.65	0.62
23:BB:813:U:H2'	23:BB:814:C:C6	2.35	0.62
23:BB:1722:A:H2'	23:BB:1723:G:H8	1.64	0.62
23:BB:2297:A:N6	23:BB:2319:G:H1'	2.14	0.62
37:BL:65:GLY:O	37:BL:66:PHE:HB3	2.00	0.62
41:BJ:11:VAL:HA	41:BJ:12:LYS:HZ3	1.65	0.62
47:BF:110:ILE:CG2	47:BF:113:PHE:HB3	2.30	0.62
48:BG:137:LYS:O	48:BG:140:ILE:HG13	2.00	0.62
48:BG:167:VAL:HG23	48:BG:168:VAL:H	1.64	0.62
50:BT:32:LEU:N	50:BT:83:ALA:HB3	2.15	0.62
53:B6:3:LEU:HD12	53:B6:143:LEU:HD23	1.81	0.62
5:CF:81:ASN:OD1	5:CF:83:ALA:HB3	2.00	0.62
8:CI:56:MET:SD	8:CI:57:VAL:N	2.73	0.62
1:CA:501:C:H2'	1:CA:502:A:C8	2.34	0.62
1:CA:859:G:H2'	1:CA:860:A:C8	2.35	0.62
23:DB:968:C:H2'	23:DB:969:G:H8	1.65	0.62
23:DB:1203:U:H3'	23:DB:1204:A:H5''	1.81	0.62
23:DB:2872:A:O2'	23:DB:2873:A:H5''	2.00	0.62
28:DP:13:LYS:HD2	28:DP:76:HIS:HA	1.81	0.62
29:DE:161:ALA:C	29:DE:163:ASN:H	2.03	0.62
35:DV:4:ILE:HD12	35:DV:63:ILE:HG13	1.81	0.62
44:DQ:105:PHE:O	44:DQ:109:VAL:HG23	1.99	0.62
46:DU:35:VAL:HB	46:DU:38:ILE:CB	2.30	0.62
47:DF:125:GLY:HA2	47:DF:162:ASP:HA	1.80	0.62
47:DF:126:ASN:HD22	47:DF:156:THR:CA	2.10	0.62
48:DG:1:SER:HA	48:DG:5:LYS:HE3	1.79	0.62
49:DR:7:SER:HB2	49:DR:22:LEU:HD13	1.81	0.62
53:D6:63:PRO:HD2	53:D6:64:ARG:CZ	2.30	0.62
53:D6:80:GLU:OE2	53:D6:99:LEU:HD13	2.00	0.62
1:AA:157:U:O2'	1:AA:158:G:H5'	1.99	0.61
1:AA:240:G:H5'	1:AA:240:G:H8	1.63	0.61
1:AA:1369:C:H2'	1:AA:1370:G:C8	2.34	0.61
5:AF:81:ASN:OD1	5:AF:83:ALA:HB3	2.00	0.61
8:AI:115:VAL:HG21	9:AJ:62:ARG:HG3	1.82	0.61
11:AL:74:GLN:H	11:AL:77:SER:HB2	1.64	0.61
20:AB:61:SER:HA	20:AB:224:ARG:HA	1.81	0.61
22:BA:5:U:H2'	22:BA:6:G:H8	1.65	0.61
23:BB:2336:A:H1'	23:BB:2337:G:OP1	2.00	0.61
23:BB:2384:U:H5''	23:BB:2386:A:OP1	2.00	0.61
23:BB:2872:A:O2'	23:BB:2873:A:H5''	2.00	0.61
29:BE:52:VAL:HG11	29:BE:81:GLY:HA3	1.82	0.61

Continued on next page...

Continued from previous page...

Atom-1	Atom-2	Interatomic distance (Å)	Clash overlap (Å)
29:BE:194:LYS:O	29:BE:197:GLU:HB3	2.00	0.61
44:BQ:73:ILE:HD11	44:BQ:77:LYS:HD3	1.81	0.61
47:BF:148:VAL:O	47:BF:149:ARG:HG2	2.00	0.61
48:BG:26:LYS:HB2	48:BG:32:LEU:HG	1.82	0.61
49:BR:25:LEU:H	49:BR:94:THR:HG21	1.65	0.61
51:BZ:18:ARG:NH1	51:BZ:24:ALA:HB2	2.15	0.61
1:CA:269:C:H2'	1:CA:270:A:H8	1.64	0.61
1:CA:370:C:O2'	1:CA:371:A:H5'	2.00	0.61
23:DB:1301:A:O2'	23:DB:1302:A:H2'	2.00	0.61
23:DB:2306:C:H3'	23:DB:2307:G:H5''	1.79	0.61
23:DB:2336:A:N1	52:DW:40:ARG:HD2	2.15	0.61
23:DB:2469:A:H4'	38:DM:55:ARG:HE	1.64	0.61
23:DB:2819:G:H2'	23:DB:2821:A:N7	2.15	0.61
27:DK:119:ALA:HB3	27:DK:120:PRO:CD	2.28	0.61
48:DG:116:LEU:H	48:DG:116:LEU:HD12	1.64	0.61
49:DR:96:VAL:HG23	49:DR:98:ILE:HD11	1.81	0.61
1:AA:806:C:H2'	1:AA:807:A:C8	2.35	0.61
6:AG:149:ALA:H	10:AK:55:ARG:NH2	1.98	0.61
20:AB:163:ILE:HG23	20:AB:164:ASP:N	2.14	0.61
40:BH:41:LYS:O	40:BH:45:GLU:N	2.33	0.61
43:BO:39:VAL:HB	43:BO:49:VAL:HG22	1.80	0.61
10:CK:28:ASN:HB2	10:CK:56:LYS:HZ3	1.65	0.61
11:CL:74:GLN:H	11:CL:77:SER:HB2	1.65	0.61
13:CN:9:GLU:OE2	13:CN:60:ARG:HG2	2.01	0.61
23:DB:1117:C:H2'	23:DB:1118:C:H6	1.66	0.61
23:DB:1164:C:H2'	23:DB:1165:A:C8	2.35	0.61
23:DB:2680:U:OP2	26:DD:114:LYS:HB3	2.00	0.61
27:DK:19:VAL:HG12	27:DK:43:ILE:HA	1.80	0.61
29:DE:166:LYS:O	29:DE:167:VAL:HB	2.00	0.61
34:D3:44:ARG:N	34:D3:45:PRO:HD2	2.13	0.61
37:DL:93:ASN:O	37:DL:95:LEU:N	2.31	0.61
41:DJ:13:ARG:O	41:DJ:52:ASP:HA	2.00	0.61
44:DQ:104:ALA:HA	49:DR:46:GLU:OE1	1.99	0.61
1:AA:41:G:H2'	1:AA:42:G:C8	2.35	0.61
1:AA:859:G:H2'	1:AA:860:A:C8	2.34	0.61
11:AL:86:VAL:HG11	11:AL:89:LEU:HD23	1.81	0.61
20:AB:23:ASN:HD22	20:AB:23:ASN:C	2.00	0.61
22:BA:104:A:H5'	35:BV:75:GLN:HE21	1.64	0.61
22:BA:111:U:H2'	22:BA:112:G:H8	1.64	0.61
23:BB:1050:A:H2'	23:BB:1051:G:H8	1.65	0.61
23:BB:1171:G:C4	23:BB:1172:C:H1'	2.36	0.61

Continued on next page...

Continued from previous page...

Atom-1	Atom-2	Interatomic distance (Å)	Clash overlap (Å)
23:BB:2537:U:H2'	23:BB:2538:C:C6	2.35	0.61
37:BL:51:GLU:OE1	37:BL:56:PRO:HA	1.99	0.61
43:BO:83:LEU:HD12	43:BO:87:ILE:O	2.00	0.61
3:CD:97:LEU:HB2	3:CD:134:TYR:HB3	1.81	0.61
12:CM:106:ARG:HE	12:CM:112:ARG:CZ	2.12	0.61
17:CR:56:ARG:O	17:CR:60:ARG:HG2	2.00	0.61
1:CA:41:G:H2'	1:CA:42:G:C8	2.35	0.61
1:CA:1007:U:H2'	1:CA:1008:U:H6	1.65	0.61
22:DA:109:A:H2'	22:DA:110:C:C6	2.36	0.61
23:DB:936:A:H2'	23:DB:937:C:C6	2.35	0.61
23:DB:2384:U:H5''	23:DB:2386:A:OP1	2.01	0.61
28:DP:92:ARG:HH11	28:DP:92:ARG:HG3	1.63	0.61
35:DV:80:HIS:HD2	35:DV:82:TYR:H	1.46	0.61
41:DJ:18:VAL:HG12	41:DJ:54:ILE:HD11	1.83	0.61
41:DJ:117:ALA:HA	41:DJ:120:ARG:HH21	1.65	0.61
42:DN:51:LEU:HD21	42:DN:70:THR:HG21	1.82	0.61
42:DN:72:ASP:O	42:DN:76:VAL:HG13	2.01	0.61
42:DN:97:ILE:HD12	42:DN:98:LEU:N	2.14	0.61
46:DU:98:ASN:OD1	46:DU:100:GLU:HB2	2.00	0.61
48:DG:107:GLY:HA3	48:DG:151:ARG:NH2	2.15	0.61
1:AA:472:U:H2'	1:AA:473:U:C6	2.35	0.61
1:AA:501:C:H1'	1:AA:549:C:H1'	1.83	0.61
1:AA:736:C:H2'	1:AA:737:C:C6	2.36	0.61
1:AA:1170:A:H2'	1:AA:1171:A:O4'	2.00	0.61
3:AD:2:ARG:HD2	3:AD:114:ARG:CZ	2.30	0.61
7:AH:118:ALA:HB3	7:AH:120:LEU:HD22	1.82	0.61
13:AN:79:SER:O	13:AN:83:VAL:HG23	2.00	0.61
15:AP:74:LEU:O	15:AP:78:VAL:HG12	2.00	0.61
23:BB:1173:U:H2'	23:BB:1174:U:C4'	2.30	0.61
23:BB:1175:A:OP1	23:BB:1175:A:H8	1.83	0.61
23:BB:1306:C:H2'	23:BB:1307:A:H8	1.66	0.61
25:BC:14:HIS:O	25:BC:203:VAL:HG11	2.00	0.61
48:BG:107:GLY:HA3	48:BG:151:ARG:NH2	2.15	0.61
48:BG:116:LEU:H	48:BG:116:LEU:HD12	1.65	0.61
52:BW:18:LYS:HG3	52:BW:19:ARG:CZ	2.30	0.61
53:B6:83:ILE:HG22	53:B6:90:LEU:H	1.65	0.61
3:CD:7:LYS:HG2	3:CD:20:LEU:HB3	1.82	0.61
13:CN:5:MET:SD	13:CN:8:ARG:HD2	2.39	0.61
18:CS:44:ILE:HA	18:CS:61:VAL:HB	1.81	0.61
18:CS:77:ARG:HD3	1:CA:1225:A:O2'	1.99	0.61
23:DB:1229:C:H2'	23:DB:1230:A:C8	2.35	0.61

Continued on next page...

Continued from previous page...

Atom-1	Atom-2	Interatomic distance (Å)	Clash overlap (Å)
23:DB:2637:U:OP1	26:DD:83:ARG:HD3	2.01	0.61
25:DC:77:VAL:HA	25:DC:93:VAL:HA	1.81	0.61
27:DK:41:ILE:HG13	27:DK:42:THR:N	2.15	0.61
29:DE:161:ALA:HB1	29:DE:167:VAL:HG13	1.82	0.61
29:DE:171:ASP:CG	29:DE:172:ALA:H	2.03	0.61
44:DQ:105:PHE:HA	44:DQ:108:LEU:HG	1.82	0.61
44:DQ:109:VAL:HG12	44:DQ:113:LYS:HE3	1.82	0.61
48:DG:84:LYS:HG2	48:DG:85:LYS:N	2.14	0.61
53:D6:31:GLY:CA	53:D6:106:LEU:HD13	2.31	0.61
1:AA:1314:C:C6	18:AS:5:LYS:HE2	2.36	0.61
2:AC:13:ILE:H	2:AC:13:ILE:HD13	1.66	0.61
16:AQ:80:LYS:HD2	16:AQ:80:LYS:H	1.66	0.61
23:BB:320:A:H4'	23:BB:322:A:N7	2.15	0.61
23:BB:1488:C:O2'	23:BB:1489:C:H5'	2.00	0.61
23:BB:1593:A:H2'	23:BB:1594:U:C6	2.35	0.61
23:BB:1794:A:H2'	23:BB:1795:C:H6	1.66	0.61
23:BB:2732:G:H3'	23:BB:2733:A:H5'	1.80	0.61
23:BB:2783:U:H2'	23:BB:2784:U:C6	2.35	0.61
23:BB:2886:A:H62	31:B0:39:ARG:CZ	2.14	0.61
28:BP:13:LYS:HD2	28:BP:76:HIS:HA	1.81	0.61
47:BF:116:LEU:H	47:BF:176:PHE:C	2.04	0.61
1:CA:57:G:H2'	1:CA:58:C:H6	1.65	0.61
1:CA:206:C:H2'	1:CA:207:C:O4'	2.00	0.61
1:CA:1369:C:H2'	1:CA:1370:G:C8	2.36	0.61
21:CU:40:PRO:O	21:CU:44:ARG:HB2	1.99	0.61
23:DB:1287:A:H3'	23:DB:1288:G:N2	2.15	0.61
23:DB:1870:C:H2'	23:DB:1871:A:N3	2.16	0.61
47:DF:41:GLU:O	47:DF:43:ILE:HG22	1.99	0.61
47:DF:111:ARG:NH2	47:DF:113:PHE:HB2	2.15	0.61
48:DG:148:ARG:HD3	48:DG:152:ARG:HD3	1.83	0.61
51:DZ:30:LEU:N	51:DZ:30:LEU:HD23	2.15	0.61
1:AA:33:A:H2'	1:AA:34:C:H6	1.64	0.61
1:AA:264:C:O2'	16:AQ:65:PRO:HG2	2.00	0.61
1:AA:449:G:H2'	1:AA:450:G:C8	2.36	0.61
1:AA:1437:A:H2'	1:AA:1438:G:H8	1.65	0.61
9:AJ:29:ALA:O	9:AJ:32:THR:HG22	2.01	0.61
18:AS:28:LYS:HD2	18:AS:28:LYS:H	1.65	0.61
23:BB:1164:C:H2'	23:BB:1165:A:H8	1.65	0.61
23:BB:1387:A:H2'	23:BB:1388:G:C8	2.35	0.61
28:BP:50:ARG:HB2	28:BP:56:SER:CB	2.30	0.61
40:BH:67:ALA:O	40:BH:71:LYS:HD3	2.01	0.61

Continued on next page...

Continued from previous page...

Atom-1	Atom-2	Interatomic distance (Å)	Clash overlap (Å)
41:BJ:45:THR:O	41:BJ:45:THR:HG23	2.01	0.61
2:CC:2:GLN:H	2:CC:2:GLN:NE2	1.98	0.61
6:CG:109:LYS:HE2	6:CG:109:LYS:HA	1.83	0.61
7:CH:118:ALA:HB3	7:CH:120:LEU:HD22	1.81	0.61
8:CI:115:VAL:HG21	9:CJ:62:ARG:HG3	1.82	0.61
13:CN:26:LEU:HG	13:CN:30:ILE:HD13	1.82	0.61
1:CA:390:U:H2'	1:CA:391:G:H8	1.63	0.61
21:CU:42:THR:O	21:CU:46:ARG:HG3	2.00	0.61
23:DB:815:C:OP2	49:DR:85:LYS:HE2	2.01	0.61
23:DB:871:U:H2'	23:DB:872:U:H6	1.65	0.61
23:DB:1199:U:H2'	23:DB:1200:C:H6	1.66	0.61
23:DB:1387:A:H2'	23:DB:1388:G:C8	2.33	0.61
23:DB:1464:G:H2'	23:DB:1465:G:H8	1.66	0.61
23:DB:2732:G:H3'	23:DB:2733:A:H5'	1.82	0.61
30:DY:6:ILE:O	30:DY:34:THR:HA	2.01	0.61
41:DJ:81:ILE:HG23	41:DJ:82:GLY:N	2.10	0.61
46:DU:81:ARG:HB2	46:DU:96:LYS:HG2	1.83	0.61
1:AA:974:A:H4'	1:AA:975:A:H5''	1.83	0.61
1:AA:1009:U:H1'	1:AA:1021:A:N1	2.16	0.61
3:AD:7:LYS:HG2	3:AD:20:LEU:HB3	1.81	0.61
8:AI:51:LEU:CB	8:AI:56:MET:HG2	2.25	0.61
10:AK:80:ASN:HD22	10:AK:105:ARG:HG2	1.66	0.61
12:AM:28:ARG:HH11	12:AM:32:ILE:HD12	1.66	0.61
13:AN:12:ARG:HH21	13:AN:58:ARG:HH12	1.47	0.61
22:BA:66:A:H61	22:BA:107:G:H2'	1.65	0.61
23:BB:3:U:HO2'	23:BB:4:U:H6	1.47	0.61
23:BB:1164:C:H2'	23:BB:1165:A:C8	2.36	0.61
23:BB:1919:A:H3'	23:BB:1920:C:C5	2.36	0.61
38:BM:57:VAL:HA	38:BM:112:LEU:HD11	1.82	0.61
48:BG:84:LYS:HG2	48:BG:85:LYS:N	2.15	0.61
50:BT:39:THR:CG2	50:BT:42:GLU:H	2.13	0.61
52:BW:19:ARG:H	52:BW:19:ARG:HE	1.47	0.61
3:CD:117:VAL:O	3:CD:130:ASN:HA	2.01	0.61
8:CI:26:LYS:N	8:CI:61:ASP:HB3	2.16	0.61
11:CL:25:ALA:HB1	1:CA:554:A:H5'	1.80	0.61
1:CA:1009:U:H1'	1:CA:1021:A:N1	2.15	0.61
1:CA:1171:A:H2'	1:CA:1172:C:H6	1.64	0.61
23:DB:864:G:O2'	23:DB:865:C:H5'	2.01	0.61
23:DB:1858:A:N6	23:DB:1884:G:H1'	2.15	0.61
23:DB:2336:A:N6	52:DW:40:ARG:HD2	2.16	0.61
23:DB:2834:G:H1'	23:DB:2883:A:N6	2.15	0.61

Continued on next page...

Continued from previous page...

Atom-1	Atom-2	Interatomic distance (Å)	Clash overlap (Å)
28:DP:62:LYS:O	28:DP:63:ILE:HB	2.00	0.61
33:D1:9:LYS:HG2	33:D1:9:LYS:O	2.01	0.61
41:DJ:82:GLY:O	41:DJ:84:ILE:HG22	2.00	0.61
45:DS:24:ILE:HG23	45:DS:32:ALA:HB1	1.81	0.61
52:DW:18:LYS:HG3	52:DW:19:ARG:CZ	2.30	0.61
52:DW:24:ARG:NE	52:DW:65:LYS:HE3	2.15	0.61
52:DW:35:ILE:O	52:DW:35:ILE:HG12	2.00	0.61
53:D6:25:LEU:HB3	53:D6:179:LYS:HE3	1.82	0.61
1:AA:1273:C:H2'	1:AA:1274:A:O4'	1.99	0.61
1:AA:1486:G:H2'	1:AA:1487:G:O4'	2.01	0.61
18:AS:43:MET:O	18:AS:46:LEU:HB2	2.00	0.61
23:BB:703:U:H2'	23:BB:704:G:O4'	2.00	0.61
23:BB:1175:A:H2'	23:BB:1176:U:O4'	2.00	0.61
23:BB:2649:C:H2'	23:BB:2650:U:H6	1.65	0.61
23:BB:2747:G:O6	23:BB:2755:C:H5''	2.00	0.61
24:BI:18:ASN:N	24:BI:19:PRO:HD2	2.14	0.61
25:BC:270:ARG:HH11	25:BC:270:ARG:HB3	1.66	0.61
27:BK:78:ARG:HG3	28:BP:70:GLU:HB3	1.82	0.61
33:B1:9:LYS:HG2	33:B1:9:LYS:O	2.01	0.61
42:BN:106:ASP:C	42:BN:108:ALA:H	2.04	0.61
45:BS:13:SER:O	45:BS:101:SER:HB3	2.00	0.61
2:CC:19:SER:O	13:CN:93:PRO:HB3	2.01	0.61
3:CD:24:VAL:HG23	3:CD:25:ARG:H	1.66	0.61
9:CJ:29:ALA:O	9:CJ:32:THR:HG22	2.01	0.61
10:CK:30:ILE:HD11	1:CA:706:A:H4'	1.82	0.61
11:CL:35:ARG:NH2	11:CL:36:VAL:HG22	2.15	0.61
12:CM:95:PRO:N	12:CM:108:ARG:HG2	2.16	0.61
13:CN:51:PRO:HB2	13:CN:54:SER:CB	2.27	0.61
1:CA:18:C:H4'	1:CA:1078:U:C2	2.35	0.61
1:CA:1053:G:N7	1:CA:1200:C:H5''	2.15	0.61
1:CA:1131:G:O2'	1:CA:1132:C:H5'	2.00	0.61
23:DB:1199:U:H5'	44:DQ:4:LYS:HD3	1.81	0.61
23:DB:2066:C:O2'	23:DB:2067:G:H5'	2.01	0.61
23:DB:2331:G:H21	23:DB:2336:A:H8	1.49	0.61
23:DB:2336:A:H1'	23:DB:2337:G:OP1	2.00	0.61
23:DB:2649:C:H2'	23:DB:2650:U:C6	2.35	0.61
23:DB:2885:G:H2'	23:DB:2886:A:O4'	2.01	0.61
24:DI:32:VAL:HG22	24:DI:60:VAL:HG21	1.83	0.61
28:DP:88:ARG:HG3	28:DP:112:ARG:HB3	1.81	0.61
47:DF:116:LEU:H	47:DF:176:PHE:C	2.04	0.61
48:DG:9:VAL:HG22	48:DG:48:THR:HG22	1.82	0.61

Continued on next page...

Continued from previous page...

Atom-1	Atom-2	Interatomic distance (Å)	Clash overlap (Å)
1:AA:252:U:H2'	1:AA:253:A:C8	2.36	0.61
1:AA:825:A:H2'	1:AA:826:C:H6	1.65	0.61
1:AA:1477:U:H2'	1:AA:1478:U:C6	2.35	0.61
5:AF:1:MET:HG3	5:AF:67:PRO:HD3	1.83	0.61
11:AL:2:THR:OG1	11:AL:5:GLN:HG3	2.01	0.61
12:AM:95:PRO:N	12:AM:108:ARG:HG2	2.15	0.61
18:AS:18:VAL:HG21	18:AS:43:MET:HG2	1.81	0.61
22:BA:32:U:H4'	22:BA:52:A:N6	2.16	0.61
23:BB:575:A:O2'	23:BB:576:U:H5'	1.99	0.61
23:BB:1024:G:C3'	23:BB:1025:G:H5''	2.26	0.61
23:BB:1203:U:H3'	23:BB:1204:A:H5''	1.81	0.61
23:BB:1889:A:H2'	23:BB:1890:A:C8	2.36	0.61
26:BD:8:LYS:HB2	26:BD:201:LEU:HD11	1.82	0.61
36:B2:10:LEU:O	36:B2:14:ARG:HG2	2.00	0.61
38:BM:35:ALA:HB3	38:BM:99:GLY:N	2.16	0.61
38:BM:35:ALA:O	38:BM:36:VAL:HB	2.01	0.61
53:B6:84:ARG:HB2	53:B6:84:ARG:HH11	1.66	0.61
4:CE:158:LYS:HZ1	7:CH:63:LYS:CD	2.04	0.61
11:CL:43:LYS:HB2	11:CL:44:PRO:HD3	1.83	0.61
18:CS:5:LYS:HE2	1:CA:1314:C:C6	2.36	0.61
18:CS:29:PRO:HA	18:CS:47:THR:HB	1.83	0.61
20:CB:163:ILE:HG23	20:CB:164:ASP:N	2.15	0.61
1:CA:472:U:H2'	1:CA:473:U:C6	2.36	0.61
1:CA:1018:G:H2'	1:CA:1019:A:H8	1.65	0.61
23:DB:197:A:N6	23:DB:2430:A:H2'	2.16	0.61
23:DB:704:G:C2'	23:DB:726:G:H22	2.14	0.61
23:DB:1100:C:H2'	23:DB:1101:U:H6	1.65	0.61
23:DB:1381:G:H1'	23:DB:1571:A:N1	2.16	0.61
23:DB:1439:A:C6	23:DB:1552:A:N7	2.69	0.61
23:DB:2137:U:H2'	23:DB:2138:G:H8	1.66	0.61
23:DB:2794:C:H2'	23:DB:2795:C:C6	2.36	0.61
39:DX:49:ASP:O	39:DX:53:VAL:HG23	2.01	0.61
48:DG:10:VAL:HG23	48:DG:47:ASN:O	2.01	0.61
53:D6:45:TYR:OH	53:D6:74:ASN:HB2	2.00	0.61
5:AF:88:MET:HE3	17:AR:60:ARG:HD3	1.82	0.61
10:AK:55:ARG:NH1	10:AK:60:PHE:HD1	1.97	0.61
20:AB:161:PHE:HA	20:AB:183:PHE:O	2.01	0.61
23:BB:496:G:H1'	45:BS:61:ASN:ND2	2.16	0.61
23:BB:580:U:O2'	23:BB:581:C:H5'	2.01	0.61
23:BB:688:U:O2'	23:BB:689:A:H5'	2.00	0.61
23:BB:958:U:H3	38:BM:16:ARG:CB	2.11	0.61

Continued on next page...

Continued from previous page...

Atom-1	Atom-2	Interatomic distance (Å)	Clash overlap (Å)
23:BB:1015:U:H2'	23:BB:1016:G:C8	2.36	0.61
23:BB:1048:A:H62	23:BB:1110:G:H21	1.49	0.61
23:BB:1381:G:C2'	23:BB:1382:G:H5'	2.30	0.61
23:BB:1729:U:C3'	23:BB:1730:C:H4'	2.30	0.61
23:BB:2150:C:H2'	23:BB:2151:U:C6	2.36	0.61
40:BH:127:GLU:HA	40:BH:144:VAL:O	2.01	0.61
41:BJ:44:TYR:O	41:BJ:45:THR:HB	2.01	0.61
45:BS:15:GLN:O	45:BS:19:LEU:HB2	2.00	0.61
47:BF:103:ILE:H	47:BF:107:VAL:HG23	1.66	0.61
50:BT:25:GLU:HA	50:BT:28:ASN:O	2.00	0.61
53:B6:39:LEU:HD12	53:B6:40:HIS:H	1.65	0.61
5:CF:1:MET:HG3	5:CF:67:PRO:HD3	1.82	0.61
9:CJ:54:SER:HB2	1:CA:1060:U:C4'	2.30	0.61
10:CK:17:ASP:HA	10:CK:80:ASN:O	2.01	0.61
1:CA:555:U:H2'	1:CA:556:C:C6	2.36	0.61
1:CA:1524:C:H2'	1:CA:1525:G:C8	2.36	0.61
23:DB:171:U:H2'	23:DB:172:A:C8	2.36	0.61
23:DB:189:G:H2'	23:DB:205:G:N2	2.15	0.61
23:DB:899:A:OP1	23:DB:899:A:H4'	2.01	0.61
23:DB:1102:C:O2'	23:DB:1103:A:H5'	2.01	0.61
23:DB:1107:G:O2'	23:DB:1108:U:H5'	2.01	0.61
23:DB:2886:A:H62	31:D0:39:ARG:CZ	2.14	0.61
25:DC:146:LYS:HB2	25:DC:149:LYS:HB2	1.83	0.61
26:DD:151:THR:CB	26:DD:152:PRO:HD3	2.27	0.61
1:AA:389:A:H3'	1:AA:390:U:H6	1.66	0.60
1:AA:1143:G:H2'	1:AA:1144:G:H8	1.66	0.60
8:AI:26:LYS:N	8:AI:61:ASP:HB3	2.16	0.60
12:AM:86:ARG:HA	12:AM:96:VAL:HG13	1.82	0.60
23:BB:639:U:H2'	23:BB:640:C:C6	2.35	0.60
23:BB:1439:A:C6	23:BB:1552:A:N7	2.69	0.60
23:BB:1558:C:H4'	23:BB:1559:U:H5'	1.82	0.60
23:BB:2080:A:OP1	51:BZ:20:HIS:HB3	2.01	0.60
23:BB:2741:A:H2'	23:BB:2742:G:O4'	2.01	0.60
29:BE:46:GLN:HG3	29:BE:87:ALA:HB3	1.83	0.60
40:BH:80:ILE:HD13	40:BH:98:ASP:HB2	1.83	0.60
40:BH:112:LYS:HE2	40:BH:113:SER:N	2.16	0.60
40:BH:114:GLU:HB3	40:BH:133:GLN:C	2.21	0.60
45:BS:18:ARG:HB3	45:BS:76:VAL:HG22	1.82	0.60
45:BS:29:VAL:HG23	45:BS:70:LYS:HA	1.82	0.60
46:BU:35:VAL:HB	46:BU:38:ILE:CB	2.31	0.60
46:BU:35:VAL:HB	46:BU:38:ILE:HB	1.82	0.60

Continued on next page...

Continued from previous page...

Atom-1	Atom-2	Interatomic distance (Å)	Clash overlap (Å)
47:BF:32:LYS:HE2	47:BF:34:THR:HG22	1.83	0.60
53:B6:58:VAL:HG12	53:B6:59:THR:N	2.16	0.60
53:B6:125:GLY:O	53:B6:129:ILE:HG13	2.01	0.60
16:CQ:45:VAL:HG12	16:CQ:46:HIS:N	2.16	0.60
20:CB:23:ASN:ND2	20:CB:25:LYS:H	1.99	0.60
1:CA:89:U:H2'	1:CA:90:C:H6	1.64	0.60
1:CA:531:U:H5'	1:CA:531:U:H6	1.66	0.60
23:DB:282:A:H2'	23:DB:283:G:C8	2.36	0.60
23:DB:287:G:H2'	23:DB:288:U:C6	2.36	0.60
23:DB:1684:G:H2'	23:DB:1685:C:C6	2.34	0.60
23:DB:1889:A:H2'	23:DB:1890:A:C8	2.36	0.60
23:DB:2741:A:H2'	23:DB:2742:G:O4'	2.01	0.60
23:DB:2886:A:N7	31:D0:39:ARG:NH2	2.44	0.60
25:DC:94:LEU:HA	25:DC:100:ARG:HA	1.82	0.60
40:DH:7:ASP:CG	40:DH:8:LYS:H	2.04	0.60
41:DJ:44:TYR:O	41:DJ:45:THR:HB	2.01	0.60
2:AC:8:GLY:HA2	2:AC:11:LEU:HG	1.83	0.60
11:AL:35:ARG:HH21	11:AL:36:VAL:CG2	2.14	0.60
17:AR:59:LYS:HA	17:AR:62:ARG:HD2	1.83	0.60
22:BA:109:A:H2'	22:BA:110:C:C6	2.36	0.60
23:BB:519:U:H4'	45:BS:73:LYS:NZ	2.17	0.60
23:BB:581:C:H2'	23:BB:582:A:H8	1.66	0.60
23:BB:812:C:H5'	37:BL:21:ARG:O	2.00	0.60
23:BB:1173:U:N3	23:BB:1174:U:H1'	2.16	0.60
23:BB:2734:A:H2'	23:BB:2735:G:O4'	2.01	0.60
23:BB:2800:A:H2'	23:BB:2801:G:C1'	2.31	0.60
26:BD:118:PHE:HZ	26:BD:123:LYS:HZ3	1.48	0.60
40:BH:50:ARG:NE	40:BH:50:ARG:H	1.99	0.60
8:CI:29:ILE:HG12	8:CI:64:ILE:HB	1.83	0.60
13:CN:79:SER:O	13:CN:83:VAL:HG23	2.01	0.60
18:CS:35:ARG:HB2	18:CS:71:GLY:CA	2.31	0.60
20:CB:83:ALA:HB3	20:CB:90:PHE:HB3	1.83	0.60
1:CA:501:C:H1'	1:CA:549:C:H1'	1.84	0.60
22:DA:66:A:H61	22:DA:107:G:H2'	1.66	0.60
23:DB:303:G:H2'	23:DB:304:U:C6	2.36	0.60
23:DB:528:A:C2	23:DB:2043:C:H4'	2.36	0.60
23:DB:581:C:H2'	23:DB:582:A:H8	1.66	0.60
23:DB:1796:U:H2'	23:DB:1797:G:H8	1.66	0.60
23:DB:2365:G:H4'	52:DW:59:PHE:CD1	2.36	0.60
23:DB:2810:A:H2'	23:DB:2811:G:O4'	2.01	0.60
48:DG:42:VAL:HA	48:DG:50:THR:O	2.01	0.60

Continued on next page...

Continued from previous page...

Atom-1	Atom-2	Interatomic distance (Å)	Clash overlap (Å)
49:DR:21:ARG:HB3	49:DR:95:ASP:OD1	2.01	0.60
9:AJ:28:THR:HG21	9:AJ:90:LEU:HD22	1.82	0.60
21:AU:40:PRO:O	21:AU:44:ARG:HB2	2.00	0.60
23:BB:184:C:H2'	23:BB:185:G:H8	1.67	0.60
23:BB:522:A:H2'	23:BB:523:C:C6	2.35	0.60
23:BB:1139:G:O2'	23:BB:1140:C:H5'	2.01	0.60
23:BB:1275:A:H2'	23:BB:1276:A:O4'	2.02	0.60
23:BB:2425:A:H5''	23:BB:2426:A:H3'	1.82	0.60
23:BB:2834:G:H1'	23:BB:2883:A:N6	2.16	0.60
25:BC:134:ILE:HD11	25:BC:163:ILE:HG13	1.83	0.60
29:BE:161:ALA:HB1	29:BE:167:VAL:HG13	1.83	0.60
45:BS:55:ILE:O	45:BS:58:ALA:HB3	2.00	0.60
6:CG:22:LEU:O	6:CG:26:VAL:HG13	2.02	0.60
18:CS:5:LYS:NZ	1:CA:1314:C:H3'	2.17	0.60
18:CS:61:VAL:HA	18:CS:65:MET:SD	2.42	0.60
1:CA:211:G:C5	1:CA:212:G:H1'	2.35	0.60
21:CU:36:PHE:CB	21:CU:40:PRO:HD3	2.27	0.60
23:DB:1037:G:O2'	23:DB:1038:G:H5'	2.01	0.60
23:DB:1149:G:H2'	23:DB:1150:C:C6	2.36	0.60
25:DC:124:LYS:HZ3	25:DC:124:LYS:HB3	1.67	0.60
28:DP:88:ARG:HB2	28:DP:112:ARG:CZ	2.31	0.60
43:DO:79:ALA:HA	43:DO:115:LEU:HD23	1.82	0.60
1:AA:57:G:H2'	1:AA:58:C:C6	2.36	0.60
1:AA:1143:G:H2'	1:AA:1144:G:C8	2.37	0.60
1:AA:1151:A:HO2'	1:AA:1152:A:H8	1.47	0.60
3:AD:24:VAL:HG23	3:AD:25:ARG:H	1.66	0.60
15:AP:3:THR:HB	15:AP:66:THR:O	2.01	0.60
15:AP:67:ILE:HD11	15:AP:71:VAL:HG22	1.83	0.60
17:AR:56:ARG:O	17:AR:60:ARG:HG2	2.02	0.60
18:AS:29:PRO:HA	18:AS:47:THR:HB	1.82	0.60
23:BB:274:C:H2'	23:BB:275:C:O4'	2.01	0.60
23:BB:2810:A:H2'	23:BB:2811:G:O4'	2.00	0.60
38:BM:97:GLN:O	38:BM:100:LYS:HB2	2.01	0.60
45:BS:66:ILE:H	45:BS:66:ILE:CD1	2.13	0.60
46:BU:64:ILE:HG13	46:BU:65:GLN:N	2.16	0.60
47:BF:1:ALA:O	47:BF:4:HIS:HB3	2.02	0.60
47:BF:58:ALA:HB2	47:BF:140:ILE:HG13	1.83	0.60
49:BR:21:ARG:HB3	49:BR:95:ASP:OD1	2.01	0.60
4:CE:84:VAL:HG11	4:CE:146:MET:HB3	1.83	0.60
6:CG:110:ARG:HE	6:CG:122:GLU:HB2	1.66	0.60
12:CM:102:LYS:HE2	1:CA:952:U:O4	2.01	0.60

Continued on next page...

Continued from previous page...

Atom-1	Atom-2	Interatomic distance (Å)	Clash overlap (Å)
15:CP:67:ILE:HD11	15:CP:71:VAL:HG22	1.82	0.60
1:CA:254:G:O2'	1:CA:255:G:H5'	2.01	0.60
1:CA:372:C:H4'	1:CA:373:A:H5'	1.83	0.60
1:CA:678:U:H2'	1:CA:679:C:H6	1.66	0.60
1:CA:1132:C:H2'	1:CA:1133:G:H8	1.67	0.60
23:DB:1299:G:H4'	23:DB:1301:A:H1'	1.84	0.60
23:DB:2301:C:H2'	23:DB:2302:U:C6	2.36	0.60
23:DB:2313:C:H2'	23:DB:2314:A:H8	1.67	0.60
23:DB:2425:A:H5''	23:DB:2426:A:H3'	1.83	0.60
23:DB:2471:A:O2'	23:DB:2472:G:H8	1.74	0.60
23:DB:2728:U:H2'	23:DB:2729:G:H8	1.67	0.60
26:DD:8:LYS:HB2	26:DD:201:LEU:HD11	1.83	0.60
26:DD:97:SER:HB3	26:DD:99:GLU:CD	2.21	0.60
37:DL:110:VAL:HB	37:DL:127:VAL:HG23	1.84	0.60
40:DH:86:ASP:HB3	40:DH:89:LYS:HD3	1.83	0.60
45:DS:36:LEU:H	45:DS:36:LEU:HD22	1.66	0.60
47:DF:102:LEU:HA	47:DF:106:ALA:HB3	1.84	0.60
48:DG:8:VAL:HG11	48:DG:49:LEU:HB2	1.83	0.60
1:AA:82:G:H3'	1:AA:83:C:C4'	2.13	0.60
1:AA:188:C:H2'	1:AA:189:A:O4'	2.01	0.60
4:AE:19:ARG:O	4:AE:20:VAL:HB	2.00	0.60
8:AI:11:ARG:HA	8:AI:105:ARG:CZ	2.30	0.60
9:AJ:80:THR:HB	9:AJ:83:THR:OG1	2.01	0.60
14:AO:26:GLU:HA	14:AO:81:LEU:HD11	1.83	0.60
23:BB:2145:C:H3'	23:BB:2146:C:H5''	1.81	0.60
29:BE:108:ILE:HD13	29:BE:108:ILE:O	2.01	0.60
49:BR:7:SER:HB2	49:BR:22:LEU:HD13	1.84	0.60
50:BT:9:LYS:HD2	50:BT:9:LYS:H	1.65	0.60
52:BW:18:LYS:CA	52:BW:36:ILE:HG12	2.31	0.60
53:B6:76:LEU:HB3	53:B6:77:LYS:HZ2	1.66	0.60
2:CC:52:SER:HB3	2:CC:114:LEU:HG	1.83	0.60
2:CC:69:THR:HG21	2:CC:75:VAL:HG21	1.83	0.60
2:CC:72:PRO:O	2:CC:76:ILE:HG12	2.02	0.60
13:CN:26:LEU:HD23	13:CN:27:LYS:N	2.16	0.60
18:CS:18:VAL:HG21	18:CS:43:MET:HG2	1.83	0.60
18:CS:50:VAL:O	18:CS:57:VAL:HG22	2.00	0.60
19:CT:15:LYS:HD3	19:CT:18:LYS:HE3	1.84	0.60
20:CB:161:PHE:HA	20:CB:183:PHE:O	2.02	0.60
20:CB:195:VAL:HG12	20:CB:197:PHE:H	1.66	0.60
23:DB:670:A:H5''	37:DL:42:SER:HB2	1.84	0.60
23:DB:918:A:H2'	23:DB:919:U:H5'	1.83	0.60

Continued on next page...

Continued from previous page...

Atom-1	Atom-2	Interatomic distance (Å)	Clash overlap (Å)
23:DB:1021:A:H62	23:DB:1141:U:H3	1.49	0.60
23:DB:1454:C:O2	42:DN:63:ARG:HG2	2.01	0.60
23:DB:1486:U:H2'	23:DB:1487:U:C6	2.35	0.60
23:DB:2302:U:H2'	23:DB:2303:G:C8	2.35	0.60
28:DP:75:THR:HG23	28:DP:76:HIS:N	2.16	0.60
35:DV:9:ARG:HD2	35:DV:41:GLU:HB3	1.83	0.60
43:DO:83:LEU:HD12	43:DO:87:ILE:O	2.01	0.60
1:AA:194:C:O2'	1:AA:195:A:H5'	2.01	0.60
1:AA:678:U:H2'	1:AA:679:C:C6	2.37	0.60
1:AA:1450:U:H2'	1:AA:1452:C:C5	2.37	0.60
3:AD:117:VAL:O	3:AD:130:ASN:HA	2.02	0.60
5:AF:97:THR:O	5:AF:98:GLU:HB3	1.99	0.60
6:AG:22:LEU:O	6:AG:26:VAL:HG13	2.00	0.60
18:AS:50:VAL:O	18:AS:57:VAL:HG22	2.02	0.60
23:BB:1230:A:H2'	23:BB:1231:U:H6	1.66	0.60
23:BB:2008:C:H2'	23:BB:2009:A:H8	1.66	0.60
23:BB:2537:U:H2'	23:BB:2538:C:H6	1.66	0.60
28:BP:75:THR:HG23	28:BP:76:HIS:N	2.16	0.60
29:BE:60:TRP:O	29:BE:61:ARG:HB2	2.00	0.60
38:BM:75:GLU:HG3	38:BM:90:GLU:HB2	1.83	0.60
47:BF:58:ALA:CB	47:BF:139:GLU:HG2	2.32	0.60
50:BT:13:ALA:O	50:BT:32:LEU:HB2	2.02	0.60
52:BW:74:LYS:HE2	52:BW:74:LYS:HA	1.84	0.60
5:CF:3:HIS:NE2	5:CF:65:GLU:HG3	2.17	0.60
7:CH:65:PHE:HE2	7:CH:66:GLN:HE21	1.49	0.60
19:CT:9:ARG:HG2	1:CA:108:G:O6	2.02	0.60
20:CB:46:VAL:O	20:CB:49:PHE:HB2	2.01	0.60
1:CA:335:C:H2'	1:CA:336:A:H8	1.67	0.60
22:DA:98:G:H1	35:DV:14:LYS:HB2	1.66	0.60
23:DB:150:U:H2'	23:DB:151:C:C6	2.37	0.60
23:DB:784:G:C6	25:DC:227:VAL:HG11	2.36	0.60
23:DB:1098:A:C8	24:DI:3:LYS:HB3	2.37	0.60
23:DB:1857:G:H1'	23:DB:1885:A:N6	2.16	0.60
23:DB:2150:C:H2'	23:DB:2151:U:O4'	2.01	0.60
32:D4:12:ARG:HG3	32:D4:13:ASN:ND2	2.17	0.60
38:DM:57:VAL:HA	38:DM:112:LEU:HD11	1.82	0.60
38:DM:97:GLN:O	38:DM:100:LYS:HB2	2.01	0.60
1:AA:279:A:H5'	1:AA:281:G:O4'	2.00	0.60
8:AI:126:PHE:HE1	8:AI:129:ARG:HG2	1.66	0.60
12:AM:22:TYR:HD1	12:AM:65:GLU:HB3	1.67	0.60
21:AU:43:GLU:HG2	21:AU:44:ARG:HH21	1.67	0.60

Continued on next page...

Continued from previous page...

Atom-1	Atom-2	Interatomic distance (Å)	Clash overlap (Å)
23:BB:82:U:H2'	23:BB:83:A:C8	2.37	0.60
23:BB:1464:G:H2'	23:BB:1465:G:H8	1.67	0.60
23:BB:1726:C:H2'	23:BB:1727:C:C6	2.37	0.60
25:BC:16:VAL:H	25:BC:203:VAL:HG12	1.66	0.60
28:BP:62:LYS:O	28:BP:63:ILE:HB	2.00	0.60
30:BY:15:ARG:HG2	30:BY:53:MET:SD	2.41	0.60
41:BJ:3:THR:HB	41:BJ:44:TYR:CE1	2.37	0.60
45:BS:24:ILE:HG23	45:BS:32:ALA:HB1	1.82	0.60
47:BF:108:PRO:O	47:BF:110:ILE:HG23	2.01	0.60
48:BG:15:ASP:HB2	48:BG:26:LYS:HB3	1.83	0.60
48:BG:148:ARG:HD3	48:BG:152:ARG:HD3	1.84	0.60
53:B6:30:THR:C	53:B6:32:ARG:H	2.04	0.60
53:B6:80:GLU:O	53:B6:83:ILE:HG12	2.01	0.60
3:CD:116:LEU:HD21	3:CD:153:ARG:HD2	1.84	0.60
8:CI:40:ARG:H	8:CI:44:ARG:HD3	1.67	0.60
14:CO:45:GLU:O	14:CO:46:HIS:HB2	2.02	0.60
18:CS:28:LYS:H	18:CS:28:LYS:HD2	1.66	0.60
1:CA:168:G:O2'	1:CA:169:C:H5'	2.02	0.60
1:CA:285:C:H2'	1:CA:286:C:H6	1.67	0.60
1:CA:389:A:H3'	1:CA:390:U:H6	1.66	0.60
1:CA:736:C:H2'	1:CA:737:C:C6	2.37	0.60
23:DB:138:U:H4'	23:DB:139:U:C2'	2.27	0.60
23:DB:453:A:H5''	56:DB:3505:HOH:O	2.02	0.60
23:DB:558:U:O2'	23:DB:559:G:H5'	2.02	0.60
23:DB:1015:U:H2'	23:DB:1016:G:C8	2.36	0.60
23:DB:1098:A:C3'	24:DI:4:VAL:N	2.65	0.60
23:DB:1386:C:H2'	23:DB:1387:A:C8	2.37	0.60
29:DE:1:MET:O	29:DE:13:THR:HA	2.01	0.60
38:DM:43:ALA:HB2	38:DM:69:PRO:HB3	1.83	0.60
44:DQ:43:GLN:NE2	49:DR:77:PHE:HB3	2.17	0.60
1:AA:554:A:H5'	11:AL:25:ALA:HB1	1.84	0.60
1:AA:745:G:H2'	1:AA:746:A:O4'	2.02	0.60
1:AA:952:U:O4	12:AM:102:LYS:HE2	2.02	0.60
2:AC:19:SER:O	13:AN:93:PRO:HB3	2.01	0.60
2:AC:126:ARG:HH22	2:AC:190:THR:CB	2.14	0.60
8:AI:24:ASN:ND2	8:AI:25:GLY:H	2.00	0.60
16:AQ:45:VAL:HG12	16:AQ:46:HIS:N	2.16	0.60
16:AQ:45:VAL:HG11	16:AQ:60:ILE:HG21	1.84	0.60
20:AB:187:ASP:HB3	20:AB:201:GLY:O	2.02	0.60
20:AB:202:ASN:HD22	20:AB:202:ASN:C	2.04	0.60
22:BA:48:U:H2'	22:BA:49:C:C6	2.36	0.60

Continued on next page...

Continued from previous page...

Atom-1	Atom-2	Interatomic distance (Å)	Clash overlap (Å)
23:BB:620:G:N3	23:BB:620:G:H5'	2.17	0.60
23:BB:1395:A:H4'	23:BB:1397:U:C5	2.36	0.60
23:BB:1545:A:H2'	23:BB:1546:G:O4'	2.02	0.60
25:BC:94:LEU:HA	25:BC:100:ARG:HA	1.83	0.60
34:B3:60:CYS:C	34:B3:62:PRO:HD3	2.22	0.60
38:BM:43:ALA:HB2	38:BM:69:PRO:HB3	1.84	0.60
39:BX:20:ASN:O	39:BX:24:GLU:HB3	2.02	0.60
40:BH:79:THR:CG2	40:BH:145:ASN:HB2	2.31	0.60
44:BQ:105:PHE:O	44:BQ:109:VAL:HG23	2.02	0.60
48:BG:17:LYS:HB3	48:BG:24:THR:OG1	2.01	0.60
2:CC:119:ILE:HG21	2:CC:197:VAL:HG11	1.83	0.60
15:CP:68:SER:OG	15:CP:71:VAL:HG12	2.02	0.60
18:CS:39:ILE:HD11	18:CS:68:HIS:HB2	1.82	0.60
1:CA:974:A:H4'	1:CA:975:A:H5''	1.83	0.60
1:CA:1432:G:H1'	1:CA:1468:A:N6	2.16	0.60
22:DA:43:C:O2'	47:DF:91:ARG:HD2	2.02	0.60
23:DB:184:C:H2'	23:DB:185:G:H8	1.67	0.60
23:DB:703:U:H2'	23:DB:704:G:O4'	2.02	0.60
23:DB:934:U:H2'	23:DB:935:C:C6	2.36	0.60
23:DB:1582:C:H2'	23:DB:1583:A:O4'	2.02	0.60
23:DB:1747:U:H2'	23:DB:1748:C:H6	1.67	0.60
25:DC:16:VAL:H	25:DC:203:VAL:HG12	1.67	0.60
29:DE:69:ARG:O	29:DE:70:SER:HB3	2.02	0.60
37:DL:65:GLY:O	37:DL:66:PHE:HB3	2.00	0.60
41:DJ:55:ILE:O	41:DJ:55:ILE:HG13	2.00	0.60
41:DJ:59:ALA:HB1	41:DJ:101:ILE:HG13	1.83	0.60
45:DS:66:ILE:H	45:DS:66:ILE:CD1	2.14	0.60
48:DG:25:ILE:O	48:DG:32:LEU:HA	2.02	0.60
1:AA:763:G:H2'	1:AA:764:C:H6	1.67	0.60
1:AA:1027:C:H2'	1:AA:1028:C:H6	1.66	0.60
1:AA:1131:G:O2'	1:AA:1132:C:H5'	2.01	0.60
6:AG:21:LEU:HD23	6:AG:21:LEU:H	1.67	0.60
6:AG:109:LYS:HE2	6:AG:109:LYS:HA	1.82	0.60
22:BA:75:G:H1'	35:BV:29:ILE:HG12	1.82	0.60
23:BB:90:U:H2'	23:BB:91:A:C2	2.36	0.60
23:BB:1592:C:H2'	23:BB:1593:A:H8	1.67	0.60
25:BC:123:ILE:HD12	25:BC:135:PRO:HD2	1.83	0.60
28:BP:88:ARG:HB2	28:BP:112:ARG:CZ	2.31	0.60
48:BG:10:VAL:HG23	48:BG:47:ASN:O	2.01	0.60
52:BW:37:VAL:HG12	52:BW:38:ARG:HD3	1.83	0.60
2:CC:81:GLU:HG3	2:CC:82:ASP:H	1.67	0.60

Continued on next page...

Continued from previous page...

Atom-1	Atom-2	Interatomic distance (Å)	Clash overlap (Å)
3:CD:155:LYS:HA	3:CD:158:LEU:HD12	1.83	0.60
11:CL:86:VAL:HG11	11:CL:89:LEU:HD23	1.83	0.60
1:CA:602:A:O2'	1:CA:603:U:H5'	2.02	0.60
1:CA:1170:A:H2'	1:CA:1171:A:O4'	2.00	0.60
23:DB:27:G:HO2'	23:DB:28:A:H8	1.48	0.60
23:DB:545:U:H2'	23:DB:548:G:P	2.41	0.60
23:DB:580:U:H2'	23:DB:581:C:C6	2.36	0.60
23:DB:674:G:H1'	29:DE:69:ARG:HD2	1.83	0.60
23:DB:1779:U:H5	23:DB:1784:A:N7	2.00	0.60
23:DB:2183:A:H2'	23:DB:2184:A:C8	2.37	0.60
23:DB:2783:U:H2'	23:DB:2784:U:C6	2.37	0.60
45:DS:29:VAL:HG23	45:DS:70:LYS:HA	1.84	0.60
47:DF:148:VAL:O	47:DF:149:ARG:HG2	2.00	0.60
48:DG:167:VAL:HG23	48:DG:168:VAL:H	1.66	0.60
53:D6:137:LEU:HD13	53:D6:161:ILE:HG21	1.84	0.60
1:AA:676:A:H1'	10:AK:116:PRO:HB3	1.83	0.60
8:AI:56:MET:C	8:AI:58:GLU:H	2.05	0.60
11:AL:35:ARG:NH2	11:AL:36:VAL:HG22	2.15	0.60
23:BB:549:G:H3'	23:BB:549:G:OP2	2.02	0.60
23:BB:1372:U:HO2'	23:BB:2212:A:H8	1.47	0.60
23:BB:1400:U:H2'	23:BB:1401:G:C8	2.37	0.60
23:BB:1486:U:H2'	23:BB:1487:U:C6	2.37	0.60
23:BB:1723:G:H3'	23:BB:1724:G:H8	1.67	0.60
23:BB:1747:U:H2'	23:BB:1748:C:H6	1.67	0.60
23:BB:1857:G:H1'	23:BB:1885:A:N6	2.17	0.60
29:BE:1:MET:O	29:BE:13:THR:HA	2.02	0.60
34:B3:37:THR:HA	34:B3:40:LYS:HE2	1.84	0.60
40:BH:1:MET:O	40:BH:20:ASN:HA	2.01	0.60
47:BF:72:SER:HB2	47:BF:80:GLN:H	1.67	0.60
53:B6:114:LEU:HD23	53:B6:183:ILE:HD11	1.82	0.60
2:CC:76:ILE:HA	2:CC:83:VAL:HB	1.84	0.60
3:CD:25:ARG:HE	1:CA:410:G:P	2.25	0.60
10:CK:116:PRO:HB3	1:CA:676:A:H1'	1.82	0.60
1:CA:285:C:H2'	1:CA:286:C:C6	2.37	0.60
1:CA:1241:G:H2'	1:CA:1242:G:C8	2.36	0.60
1:CA:1342:C:H2'	1:CA:1343:G:C8	2.37	0.60
1:CA:1437:A:H2'	1:CA:1438:G:H8	1.66	0.60
22:DA:43:C:H4'	47:DF:91:ARG:HD2	1.84	0.60
23:DB:38:A:O2'	29:DE:43:THR:HA	2.02	0.60
23:DB:1395:A:H4'	23:DB:1397:U:C5	2.37	0.60
23:DB:2356:U:H5''	52:DW:16:GLU:HG3	1.84	0.60

Continued on next page...

Continued from previous page...

Atom-1	Atom-2	Interatomic distance (Å)	Clash overlap (Å)
23:DB:2400:G:O2'	23:DB:2401:U:H5'	2.02	0.60
28:DP:63:ILE:HA	28:DP:68:GLY:HA2	1.83	0.60
36:D2:26:ASN:O	36:D2:30:VAL:HG23	2.01	0.60
41:DJ:45:THR:O	41:DJ:45:THR:HG23	2.01	0.60
43:DO:28:VAL:HG11	43:DO:92:PHE:CZ	2.37	0.60
48:DG:85:LYS:HA	48:DG:131:VAL:HG12	1.84	0.60
52:DW:74:LYS:HE2	52:DW:74:LYS:HA	1.84	0.60
53:D6:41:LEU:O	53:D6:43:VAL:N	2.32	0.60
1:AA:1533:C:O2'	1:AA:1534:A:H4'	2.01	0.59
3:AD:153:ARG:HG3	3:AD:154:VAL:N	2.17	0.59
6:AG:110:ARG:HE	6:AG:122:GLU:HB2	1.67	0.59
18:AS:65:MET:HG3	18:AS:73:PHE:CZ	2.37	0.59
21:AU:16:ARG:NH1	21:AU:19:LYS:HZ3	1.98	0.59
23:BB:794:A:H2'	23:BB:795:C:C6	2.36	0.59
23:BB:918:A:H2'	23:BB:919:U:H5'	1.83	0.59
23:BB:996:A:H4'	44:BQ:91:ARG:CD	2.32	0.59
23:BB:1038:G:H2'	23:BB:1039:A:C8	2.37	0.59
23:BB:1230:A:H2'	23:BB:1231:U:C6	2.36	0.59
23:BB:2109:U:H2'	23:BB:2110:G:H5'	1.84	0.59
23:BB:2885:G:H2'	23:BB:2886:A:O4'	2.01	0.59
26:BD:51:THR:HG21	26:BD:76:GLY:HA3	1.84	0.59
29:BE:161:ALA:C	29:BE:163:ASN:H	2.05	0.59
40:BH:1:MET:HB3	40:BH:21:VAL:O	2.02	0.59
42:BN:80:PHE:O	42:BN:85:PRO:HD3	2.02	0.59
43:BO:28:VAL:HG11	43:BO:92:PHE:CZ	2.37	0.59
44:BQ:10:ARG:HB2	44:BQ:10:ARG:NH1	2.17	0.59
45:BS:20:VAL:HG23	45:BS:23:LEU:HD12	1.84	0.59
51:BZ:30:LEU:HD23	51:BZ:30:LEU:N	2.17	0.59
52:BW:23:LYS:HZ3	52:BW:24:ARG:HG3	1.67	0.59
53:B6:28:LEU:HD11	53:B6:121:TYR:HE2	1.67	0.59
2:CC:126:ARG:HH22	2:CC:190:THR:CB	2.15	0.59
17:CR:59:LYS:HA	17:CR:62:ARG:HD2	1.83	0.59
20:CB:94:ARG:HE	20:CB:94:ARG:N	2.00	0.59
23:DB:354:A:H2'	23:DB:355:U:C6	2.37	0.59
23:DB:1722:A:H2'	23:DB:1723:G:H8	1.65	0.59
23:DB:2393:U:H5'	37:DL:60:ARG:O	2.02	0.59
27:DK:15:GLY:HA2	27:DK:46:ALA:HA	1.83	0.59
30:DY:15:ARG:HG2	30:DY:53:MET:SD	2.42	0.59
35:DV:72:VAL:HB	35:DV:92:VAL:O	2.00	0.59
41:DJ:18:VAL:CG1	41:DJ:54:ILE:HD11	2.32	0.59
42:DN:106:ASP:C	42:DN:108:ALA:H	2.05	0.59

Continued on next page...

Continued from previous page...

Atom-1	Atom-2	Interatomic distance (Å)	Clash overlap (Å)
48:DG:10:VAL:H	48:DG:47:ASN:HB2	1.66	0.59
51:DZ:70:GLU:O	51:DZ:72:ARG:N	2.35	0.59
1:AA:77:A:H2'	1:AA:78:A:C8	2.36	0.59
1:AA:1023:U:H2'	1:AA:1024:G:C8	2.37	0.59
2:AC:51:VAL:HA	2:AC:69:THR:HA	1.83	0.59
2:AC:119:ILE:O	2:AC:123:LEU:HG	2.02	0.59
17:AR:33:THR:HG23	17:AR:37:LYS:O	2.02	0.59
18:AS:61:VAL:HA	18:AS:65:MET:SD	2.42	0.59
19:AT:35:TYR:O	19:AT:38:ILE:HG22	2.02	0.59
20:AB:83:ALA:HB3	20:AB:90:PHE:HB3	1.84	0.59
20:AB:204:ASP:O	20:AB:208:ALA:HB3	2.01	0.59
22:BA:43:C:H4'	47:BF:91:ARG:HD2	1.82	0.59
23:BB:142:A:C1'	50:BT:2:ILE:HG22	2.31	0.59
23:BB:1097:U:H2'	23:BB:1098:A:H5'	1.83	0.59
23:BB:1533:C:H2'	23:BB:1534:U:H6	1.67	0.59
23:BB:2301:C:H2'	23:BB:2302:U:C6	2.37	0.59
23:BB:2331:G:H21	23:BB:2336:A:H8	1.49	0.59
38:BM:19:GLY:H	38:BM:38:ARG:HH12	1.49	0.59
47:BF:168:LEU:HD13	47:BF:169:LEU:N	2.16	0.59
5:CF:43:GLY:HA2	5:CF:58:HIS:NE2	2.17	0.59
16:CQ:65:PRO:HG2	1:CA:264:C:O2'	2.00	0.59
23:DB:37:C:O2'	29:DE:45:ALA:HA	2.01	0.59
23:DB:115:C:O2'	23:DB:116:C:H5'	2.02	0.59
23:DB:247:G:H4'	23:DB:386:G:C5	2.37	0.59
23:DB:2137:U:H2'	23:DB:2138:G:C8	2.37	0.59
35:DV:24:ASN:HB3	35:DV:44:HIS:HB3	1.82	0.59
40:DH:1:MET:O	40:DH:20:ASN:HA	2.02	0.59
44:DQ:63:ARG:HH12	44:DQ:96:ASP:CA	2.12	0.59
51:DZ:66:THR:O	51:DZ:69:ALA:HB3	2.01	0.59
52:DW:23:LYS:HZ3	52:DW:24:ARG:HG3	1.66	0.59
2:AC:76:ILE:HA	2:AC:83:VAL:HB	1.85	0.59
3:AD:146:GLU:HB3	3:AD:149:LYS:HE3	1.84	0.59
13:AN:9:GLU:OE2	13:AN:60:ARG:HG2	2.02	0.59
20:AB:195:VAL:HG12	20:AB:197:PHE:H	1.68	0.59
23:BB:144:A:H2'	23:BB:145:C:H6	1.66	0.59
23:BB:1197:G:H2'	23:BB:1198:U:C6	2.37	0.59
23:BB:1301:A:O2'	23:BB:1302:A:H2'	2.01	0.59
23:BB:2728:U:H2'	23:BB:2729:G:C8	2.37	0.59
23:BB:2896:C:H2'	23:BB:2897:U:C6	2.38	0.59
24:BI:27:LEU:H	24:BI:27:LEU:CD2	2.14	0.59
40:BH:84:ALA:HA	40:BH:89:LYS:O	2.03	0.59

Continued on next page...

Continued from previous page...

Atom-1	Atom-2	Interatomic distance (Å)	Clash overlap (Å)
44:BQ:9:ALA:C	44:BQ:11:ALA:H	2.06	0.59
47:BF:103:ILE:HD11	47:BF:174:PHE:HA	1.84	0.59
48:BG:42:VAL:HA	48:BG:50:THR:O	2.02	0.59
50:BT:73:ARG:HB3	50:BT:73:ARG:NH2	2.15	0.59
2:CC:39:ARG:HE	2:CC:54:ILE:HG23	1.68	0.59
4:CE:55:VAL:N	4:CE:56:PRO:HD2	2.16	0.59
6:CG:45:ALA:HB2	6:CG:116:ALA:O	2.03	0.59
8:CI:126:PHE:HE1	8:CI:129:ARG:HG2	1.67	0.59
12:CM:28:ARG:CZ	12:CM:62:PHE:HB2	2.33	0.59
15:CP:57:ILE:O	15:CP:61:VAL:HG23	2.01	0.59
20:CB:43:GLU:O	20:CB:47:PRO:HG2	2.02	0.59
1:CA:336:A:O2'	1:CA:337:G:H5'	2.02	0.59
1:CA:423:G:H2'	1:CA:424:G:O4'	2.02	0.59
23:DB:1873:G:O2'	23:DB:1874:C:H5'	2.01	0.59
23:DB:2728:U:H2'	23:DB:2729:G:C8	2.37	0.59
24:DI:112:LYS:O	24:DI:116:MET:HG3	2.02	0.59
38:DM:4:PRO:HG2	38:DM:70:ASP:HA	1.84	0.59
45:DS:15:GLN:O	45:DS:19:LEU:HB2	2.03	0.59
47:DF:168:LEU:HD13	47:DF:169:LEU:N	2.17	0.59
48:DG:24:THR:C	48:DG:25:ILE:HD12	2.23	0.59
48:DG:34:ARG:HH11	48:DG:34:ARG:HG2	1.68	0.59
50:DT:54:GLU:HB3	50:DT:88:LYS:HB2	1.85	0.59
1:AA:502:A:H2'	1:AA:503:C:H6	1.67	0.59
1:AA:706:A:H4'	10:AK:30:ILE:HD11	1.84	0.59
1:AA:1074:G:H2'	1:AA:1075:U:H6	1.67	0.59
1:AA:1225:A:H3'	1:AA:1226:C:C6	2.38	0.59
1:AA:1313:U:OP1	18:AS:6:LYS:HD3	2.02	0.59
4:AE:55:VAL:N	4:AE:56:PRO:HD2	2.16	0.59
5:AF:3:HIS:NE2	5:AF:65:GLU:HG3	2.17	0.59
11:AL:43:LYS:HB2	11:AL:44:PRO:HD3	1.84	0.59
13:AN:50:LEU:N	13:AN:51:PRO:HD2	2.17	0.59
23:BB:247:G:H4'	23:BB:386:G:C5	2.37	0.59
23:BB:934:U:H2'	23:BB:935:C:C6	2.37	0.59
34:B3:41:ARG:HG3	34:B3:44:ARG:NH2	2.16	0.59
35:BV:80:HIS:CD2	35:BV:83:LYS:HB2	2.36	0.59
38:BM:110:GLU:O	38:BM:114:ARG:HB2	2.02	0.59
39:BX:29:ARG:HH12	50:BT:12:ARG:CA	2.10	0.59
40:BH:99:ILE:HD12	40:BH:144:VAL:HG21	1.83	0.59
46:BU:81:ARG:HB2	46:BU:96:LYS:HG2	1.82	0.59
4:CE:106:ALA:HB1	4:CE:110:MET:HB3	1.85	0.59
8:CI:120:ALA:O	8:CI:121:ARG:HG2	2.03	0.59

Continued on next page...

Continued from previous page...

Atom-1	Atom-2	Interatomic distance (Å)	Clash overlap (Å)
18:CS:6:LYS:HD3	1:CA:1313:U:OP1	2.02	0.59
18:CS:28:LYS:HB2	18:CS:29:PRO:HD2	1.84	0.59
20:CB:202:ASN:HD22	20:CB:202:ASN:C	2.05	0.59
1:CA:763:G:H2'	1:CA:764:C:C6	2.37	0.59
23:DB:62:U:H3'	23:DB:63:A:H8	1.65	0.59
23:DB:455:C:N3	23:DB:472:A:H2'	2.17	0.59
23:DB:1488:C:O2'	23:DB:1489:C:H5'	2.01	0.59
23:DB:2037:A:H2'	23:DB:2038:G:C8	2.37	0.59
25:DC:121:ALA:HB3	25:DC:129:LEU:HD11	1.85	0.59
39:DX:15:ASN:O	39:DX:19:LEU:HD13	2.01	0.59
40:DH:58:LEU:HA	40:DH:61:VAL:HB	1.84	0.59
42:DN:41:ALA:C	42:DN:43:GLU:H	2.05	0.59
47:DF:58:ALA:HB2	47:DF:140:ILE:HG13	1.83	0.59
47:DF:65:LEU:HD23	47:DF:87:LYS:HD2	1.84	0.59
2:AC:63:ILE:HD12	2:AC:98:ALA:HB2	1.84	0.59
7:AH:8:ASP:OD1	7:AH:12:ARG:HD2	2.02	0.59
12:AM:28:ARG:NH2	12:AM:62:PHE:HB2	2.16	0.59
20:AB:55:GLU:HG3	20:AB:197:PHE:CZ	2.37	0.59
21:AU:34:ARG:HD3	21:AU:39:LYS:HZ1	1.67	0.59
23:BB:264:C:C2'	23:BB:265:A:H5''	2.32	0.59
23:BB:273:G:O2'	23:BB:274:C:H5'	2.03	0.59
23:BB:1918:A:H5''	23:BB:1919:A:OP1	2.02	0.59
23:BB:2394:C:OP1	37:BL:63:LYS:HG2	2.03	0.59
23:BB:2666:C:O4'	23:BB:2666:C:O2	2.19	0.59
23:BB:2893:A:H4'	23:BB:2894:G:H5'	1.84	0.59
25:BC:107:LYS:O	25:BC:109:LEU:HD22	2.02	0.59
27:BK:41:ILE:HG13	27:BK:42:THR:N	2.17	0.59
29:BE:171:ASP:CG	29:BE:172:ALA:H	2.06	0.59
38:BM:126:ILE:H	38:BM:126:ILE:HD12	1.67	0.59
39:BX:49:ASP:O	39:BX:53:VAL:HG23	2.01	0.59
52:BW:51:GLY:HA3	52:BW:59:PHE:CB	2.32	0.59
53:B6:75:ALA:O	53:B6:79:ILE:HD12	2.02	0.59
2:CC:63:ILE:HD12	2:CC:98:ALA:HB2	1.84	0.59
3:CD:153:ARG:HG3	3:CD:154:VAL:N	2.17	0.59
12:CM:28:ARG:NH2	12:CM:62:PHE:HB2	2.17	0.59
12:CM:47:LEU:HB3	12:CM:52:ILE:HD11	1.83	0.59
1:CA:188:C:H2'	1:CA:189:A:O4'	2.01	0.59
1:CA:1225:A:H3'	1:CA:1226:C:C6	2.37	0.59
23:DB:947:A:HO2'	23:DB:984:A:H2	1.48	0.59
23:DB:1285:A:H2'	23:DB:1286:A:H5''	1.84	0.59
23:DB:2184:A:H2'	23:DB:2185:U:C6	2.37	0.59

Continued on next page...

Continued from previous page...

Atom-1	Atom-2	Interatomic distance (Å)	Clash overlap (Å)
23:DB:2229:U:H2'	23:DB:2230:G:H8	1.67	0.59
26:DD:51:THR:HG21	26:DD:76:GLY:HA3	1.83	0.59
41:DJ:3:THR:HB	41:DJ:44:TYR:CE1	2.37	0.59
42:DN:55:ALA:HB1	42:DN:80:PHE:H	1.67	0.59
46:DU:14:THR:O	46:DU:18:LYS:HA	2.02	0.59
49:DR:68:ARG:NH1	49:DR:90:ARG:HG2	2.18	0.59
2:AC:39:ARG:HE	2:AC:54:ILE:HG23	1.67	0.59
3:AD:58:GLN:O	3:AD:62:ARG:HG2	2.02	0.59
6:AG:87:PRO:HG2	6:AG:151:ALA:HB2	1.85	0.59
6:AG:142:ARG:HB2	6:AG:142:ARG:NH1	2.16	0.59
9:AJ:66:GLU:HB3	13:AN:98:ALA:HB2	1.85	0.59
10:AK:82:GLU:HG2	10:AK:108:ASN:HB2	1.84	0.59
23:BB:1274:A:N3	23:BB:1297:C:H1'	2.18	0.59
23:BB:2106:U:H2'	23:BB:2107:G:O4'	2.02	0.59
23:BB:2134:A:N1	23:BB:2157:G:H4'	2.17	0.59
24:BI:91:LYS:HB2	24:BI:94:LYS:HD2	1.83	0.59
25:BC:159:THR:O	25:BC:194:VAL:HG12	2.01	0.59
29:BE:15:SER:O	29:BE:19:PHE:HB2	2.02	0.59
30:BY:40:THR:O	30:BY:43:ILE:HG23	2.02	0.59
37:BL:124:GLY:H	37:BL:143:GLU:HG3	1.65	0.59
38:BM:4:PRO:HG2	38:BM:70:ASP:HA	1.84	0.59
40:BH:5:LEU:O	40:BH:6:LEU:HD12	2.03	0.59
43:BO:51:ALA:HB3	43:BO:78:VAL:CG2	2.28	0.59
44:BQ:96:ASP:C	44:BQ:98:ALA:H	2.05	0.59
52:BW:18:LYS:HG3	52:BW:19:ARG:NE	2.17	0.59
53:B6:44:GLU:HB2	53:B6:49:HIS:ND1	2.17	0.59
9:CJ:37:ARG:HA	9:CJ:37:ARG:NE	2.17	0.59
11:CL:113:ARG:HG2	11:CL:118:VAL:HB	1.84	0.59
19:CT:38:ILE:HD13	19:CT:38:ILE:O	2.02	0.59
1:CA:21:G:H2'	1:CA:22:G:C8	2.38	0.59
1:CA:162:A:H2'	1:CA:163:C:O4'	2.02	0.59
23:DB:264:C:C2'	23:DB:265:A:H5''	2.32	0.59
23:DB:416:U:H2'	23:DB:417:C:C6	2.38	0.59
23:DB:813:U:H2'	23:DB:814:C:C6	2.37	0.59
23:DB:1230:A:H2'	23:DB:1231:U:C6	2.37	0.59
23:DB:2008:C:H2'	23:DB:2009:A:H8	1.67	0.59
23:DB:2246:G:H2'	23:DB:2247:A:C8	2.37	0.59
24:DI:125:THR:O	24:DI:129:GLU:HG3	2.02	0.59
44:DQ:43:GLN:HE21	49:DR:77:PHE:HB3	1.67	0.59
47:DF:40:GLY:HA2	47:DF:84:ILE:HG13	1.83	0.59
47:DF:102:LEU:O	47:DF:103:ILE:HG22	2.02	0.59

Continued on next page...

Continued from previous page...

Atom-1	Atom-2	Interatomic distance (Å)	Clash overlap (Å)
49:DR:25:LEU:H	49:DR:94:THR:HG21	1.67	0.59
49:DR:39:LEU:HA	49:DR:49:ILE:HG21	1.84	0.59
1:AA:92:U:H2'	1:AA:93:U:C6	2.38	0.59
1:AA:1057:G:H5''	2:AC:153:SER:HB2	1.84	0.59
20:AB:27:LYS:HA	20:AB:30:ILE:HD12	1.83	0.59
21:AU:16:ARG:HH12	21:AU:19:LYS:CE	2.16	0.59
23:BB:2182:U:H2'	23:BB:2183:A:O4'	2.01	0.59
23:BB:2240:U:O2'	23:BB:2241:A:H5'	2.03	0.59
23:BB:2298:A:H2'	23:BB:2299:U:O4'	2.03	0.59
25:BC:202:ARG:NH2	25:BC:202:ARG:HB2	2.17	0.59
27:BK:15:GLY:HA3	27:BK:52:VAL:HG23	1.83	0.59
27:BK:64:ARG:HD2	27:BK:102:PRO:O	2.03	0.59
30:BY:6:ILE:O	30:BY:34:THR:HA	2.02	0.59
35:BV:9:ARG:HD2	35:BV:41:GLU:HB3	1.84	0.59
35:BV:72:VAL:HB	35:BV:92:VAL:O	2.02	0.59
39:BX:15:ASN:O	39:BX:19:LEU:HD13	2.03	0.59
41:BJ:123:LYS:O	41:BJ:124:VAL:HG13	2.03	0.59
2:CC:121:SER:HB3	2:CC:125:ARG:HH12	1.67	0.59
13:CN:5:MET:O	13:CN:8:ARG:HB2	2.03	0.59
16:CQ:60:ILE:HA	16:CQ:75:VAL:HG13	1.84	0.59
23:DB:1047:G:H1'	23:DB:1110:G:N2	2.18	0.59
23:DB:2895:G:H2'	23:DB:2896:C:C6	2.36	0.59
26:DD:49:GLN:HE22	26:DD:67:HIS:HE1	1.50	0.59
26:DD:157:LYS:NZ	26:DD:157:LYS:HB3	2.18	0.59
45:DS:69:LEU:HG	45:DS:107:VAL:HG22	1.82	0.59
45:DS:83:LYS:HD3	45:DS:97:LEU:HD12	1.85	0.59
47:DF:137:PHE:O	47:DF:139:GLU:N	2.35	0.59
47:DF:162:ASP:O	47:DF:166:ARG:HD2	2.03	0.59
53:D6:37:LEU:O	53:D6:41:LEU:HD11	2.03	0.59
1:AA:382:A:H2'	1:AA:383:A:C8	2.36	0.59
1:AA:1018:G:H2'	1:AA:1019:A:C8	2.38	0.59
1:AA:1469:C:H2'	1:AA:1470:U:O4'	2.02	0.59
12:AM:7:ASN:H	12:AM:7:ASN:HD22	1.49	0.59
23:BB:643:A:C4	33:B1:43:ARG:HD2	2.37	0.59
23:BB:1021:A:H62	23:BB:1141:U:H3	1.49	0.59
23:BB:1287:A:H3'	23:BB:1288:G:N2	2.17	0.59
23:BB:1549:A:H2'	23:BB:1550:C:C6	2.38	0.59
23:BB:2376:A:H2'	23:BB:2377:A:O4'	2.02	0.59
23:BB:2860:A:H8	23:BB:2860:A:O5'	1.86	0.59
27:BK:109:SER:HB2	27:BK:111:LYS:HZ1	1.67	0.59
40:BH:79:THR:HB	40:BH:145:ASN:HB2	1.85	0.59

Continued on next page...

Continued from previous page...

Atom-1	Atom-2	Interatomic distance (Å)	Clash overlap (Å)
44:BQ:109:VAL:HG12	44:BQ:113:LYS:HE3	1.84	0.59
47:BF:137:PHE:O	47:BF:139:GLU:N	2.36	0.59
50:BT:10:VAL:HG21	50:BT:42:GLU:HG3	1.84	0.59
52:BW:23:LYS:HD2	52:BW:24:ARG:N	2.18	0.59
52:BW:46:ALA:HB2	52:BW:78:PHE:CD1	2.38	0.59
53:B6:68:VAL:O	53:B6:98:ALA:HA	2.03	0.59
5:CF:88:MET:HE3	17:CR:60:ARG:HD3	1.84	0.59
7:CH:110:MET:HG3	7:CH:115:ALA:HB2	1.84	0.59
7:CH:124:ILE:HG22	7:CH:125:ILE:N	2.18	0.59
1:CA:69:G:H2'	1:CA:70:U:C6	2.38	0.59
23:DB:414:C:H2'	23:DB:415:A:H8	1.68	0.59
23:DB:1545:A:H2'	23:DB:1546:G:O4'	2.03	0.59
23:DB:1790:C:O2'	25:DC:207:ALA:HB2	2.03	0.59
23:DB:2144:G:H2'	23:DB:2146:C:P	2.42	0.59
23:DB:2734:A:H2'	23:DB:2735:G:O4'	2.02	0.59
27:DK:14:SER:HB2	27:DK:51:LYS:N	2.17	0.59
27:DK:54:LYS:H	27:DK:54:LYS:HD2	1.67	0.59
1:AA:1006:G:H2'	1:AA:1007:U:H6	1.67	0.59
2:AC:121:SER:HB3	2:AC:125:ARG:HH12	1.67	0.59
9:AJ:59:LYS:HG3	9:AJ:60:ASP:N	2.17	0.59
10:AK:51:PHE:CZ	10:AK:61:ALA:HA	2.38	0.59
12:AM:100:ARG:HH11	12:AM:103:THR:HB	1.68	0.59
22:BA:107:G:O2'	22:BA:108:A:H5'	2.03	0.59
23:BB:1082:U:C2	23:BB:1086:A:C6	2.91	0.59
23:BB:1198:U:O2'	44:BQ:3:VAL:HG13	2.02	0.59
23:BB:1714:U:H3'	23:BB:1715:G:C5'	2.32	0.59
25:BC:93:VAL:HG21	25:BC:115:ILE:HD11	1.83	0.59
26:BD:204:LYS:HB2	26:BD:205:PRO:HD2	1.85	0.59
28:BP:92:ARG:HG3	28:BP:92:ARG:HH11	1.67	0.59
40:BH:7:ASP:CG	40:BH:8:LYS:H	2.05	0.59
41:BJ:43:GLU:O	41:BJ:45:THR:N	2.36	0.59
42:BN:96:ARG:HH11	42:BN:116:VAL:HG23	1.66	0.59
45:BS:83:LYS:HD3	45:BS:97:LEU:HD12	1.83	0.59
48:BG:7:PRO:O	48:BG:8:VAL:HB	2.03	0.59
48:BG:25:ILE:O	48:BG:32:LEU:HA	2.03	0.59
53:B6:77:LYS:HE2	53:B6:94:ASN:ND2	2.16	0.59
4:CE:149:PRO:HG2	4:CE:150:GLU:OE1	2.03	0.59
7:CH:80:PRO:HG2	1:CA:878:A:H5''	1.85	0.59
9:CJ:28:THR:HG21	9:CJ:90:LEU:HD22	1.83	0.59
10:CK:51:PHE:CZ	10:CK:61:ALA:HA	2.38	0.59
12:CM:22:TYR:HB3	12:CM:69:ARG:NH2	2.18	0.59

Continued on next page...

Continued from previous page...

Atom-1	Atom-2	Interatomic distance (Å)	Clash overlap (Å)
13:CN:50:LEU:N	13:CN:51:PRO:HD2	2.17	0.59
1:CA:824:G:O2'	1:CA:825:A:H5'	2.03	0.59
23:DB:181:A:H2'	23:DB:182:A:H8	1.68	0.59
23:DB:2061:G:H5''	23:DB:2503:A:C2	2.38	0.59
23:DB:2143:C:H2'	23:DB:2144:G:C4'	2.32	0.59
23:DB:2537:U:H2'	23:DB:2538:C:C6	2.37	0.59
23:DB:2774:C:H2'	23:DB:2775:G:O4'	2.03	0.59
23:DB:2860:A:H8	23:DB:2860:A:O5'	1.86	0.59
44:DQ:51:GLN:O	44:DQ:55:GLN:HG3	2.03	0.59
47:DF:102:LEU:HD22	47:DF:103:ILE:N	2.18	0.59
52:DW:39:GLN:CG	52:DW:42:THR:HB	2.31	0.59
1:AA:1132:C:H2'	1:AA:1133:G:H8	1.68	0.59
2:AC:26:LYS:HG3	2:AC:27:GLU:N	2.18	0.59
2:AC:72:PRO:O	2:AC:76:ILE:HG12	2.03	0.59
7:AH:65:PHE:HE2	7:AH:66:GLN:HE21	1.50	0.59
20:AB:45:THR:HG22	20:AB:49:PHE:CZ	2.37	0.59
23:BB:139:U:C2	50:BT:1:MET:HB3	2.38	0.59
23:BB:145:C:H2'	23:BB:146:A:C8	2.37	0.59
23:BB:280:U:H2'	23:BB:281:C:C6	2.38	0.59
23:BB:300:A:H2'	23:BB:334:C:H1'	1.85	0.59
23:BB:910:A:H2'	23:BB:911:A:C8	2.38	0.59
23:BB:1259:G:H2'	23:BB:1260:A:H8	1.68	0.59
23:BB:1666:G:H4'	27:BK:6:THR:HG23	1.85	0.59
23:BB:1870:C:H5''	23:BB:1871:A:C6	2.38	0.59
27:BK:113:MET:SD	27:BK:116:ILE:HD11	2.43	0.59
29:BE:49:ARG:O	29:BE:74:LYS:HD3	2.02	0.59
40:BH:59:ALA:HA	40:BH:62:LEU:HD21	1.84	0.59
46:BU:26:ASN:ND2	46:BU:34:ILE:HD12	2.18	0.59
47:BF:115:GLY:CA	47:BF:177:ARG:HH11	2.16	0.59
51:BZ:66:THR:O	51:BZ:69:ALA:HB3	2.03	0.59
52:BW:39:GLN:CG	52:BW:42:THR:HB	2.31	0.59
2:CC:14:VAL:O	2:CC:15:LYS:HD2	2.03	0.59
18:CS:65:MET:HG3	18:CS:73:PHE:CZ	2.37	0.59
1:CA:57:G:H2'	1:CA:58:C:C6	2.37	0.59
1:CA:923:A:H2'	1:CA:924:C:C6	2.38	0.59
1:CA:996:A:H2'	1:CA:997:U:C6	2.38	0.59
23:DB:352:A:H3'	23:DB:353:C:H6	1.68	0.59
23:DB:580:U:O2'	23:DB:581:C:H5'	2.02	0.59
23:DB:1400:U:H2'	23:DB:1401:G:C8	2.38	0.59
23:DB:1723:G:H3'	23:DB:1724:G:H8	1.68	0.59
23:DB:2666:C:O4'	23:DB:2666:C:O2	2.19	0.59

Continued on next page...

Continued from previous page...

Atom-1	Atom-2	Interatomic distance (Å)	Clash overlap (Å)
23:DB:2896:C:H2'	23:DB:2897:U:C6	2.38	0.59
26:DD:178:VAL:HB	26:DD:188:LEU:HB2	1.85	0.59
33:D1:32:LYS:HA	33:D1:51:ALA:O	2.02	0.59
35:DV:80:HIS:CD2	35:DV:83:LYS:HB2	2.37	0.59
38:DM:75:GLU:HG3	38:DM:90:GLU:HB2	1.85	0.59
40:DH:119:ASN:HD21	40:DH:121:VAL:CG1	2.16	0.59
44:DQ:30:VAL:HG13	44:DQ:31:TYR:N	2.16	0.59
50:DT:39:THR:CG2	50:DT:42:GLU:H	2.16	0.59
1:AA:285:C:H2'	1:AA:286:C:C6	2.38	0.58
1:AA:1060:U:C4'	9:AJ:54:SER:HB2	2.29	0.58
2:AC:179:ALA:HB3	2:AC:181:ILE:HD11	1.85	0.58
3:AD:116:LEU:HD21	3:AD:153:ARG:HD2	1.85	0.58
13:AN:5:MET:O	13:AN:8:ARG:HB2	2.03	0.58
23:BB:2246:G:H2'	23:BB:2247:A:C8	2.37	0.58
45:BS:69:LEU:HG	45:BS:107:VAL:HG22	1.84	0.58
47:BF:78:ILE:H	47:BF:79:ARG:NH1	2.01	0.58
53:B6:14:MET:HB3	53:B6:168:PHE:CD2	2.37	0.58
2:CC:8:GLY:HA2	2:CC:11:LEU:HG	1.84	0.58
3:CD:24:VAL:HG12	3:CD:160:LEU:HB3	1.85	0.58
8:CI:29:ILE:HG12	8:CI:64:ILE:HD13	1.83	0.58
10:CK:113:THR:HG21	21:CU:28:LEU:HD11	1.85	0.58
16:CQ:77:VAL:HG12	16:CQ:79:GLU:H	1.68	0.58
1:CA:745:G:H2'	1:CA:746:A:O4'	2.03	0.58
1:CA:918:A:H2'	1:CA:919:A:C8	2.38	0.58
1:CA:1143:G:H2'	1:CA:1144:G:H8	1.67	0.58
23:DB:1082:U:C2	23:DB:1086:A:C6	2.90	0.58
23:DB:1099:G:O5'	24:DI:4:VAL:HG12	2.03	0.58
23:DB:1139:G:O2'	23:DB:1140:C:H5'	2.03	0.58
23:DB:2800:A:H2'	23:DB:2801:G:C1'	2.33	0.58
26:DD:182:ALA:O	26:DD:184:ARG:N	2.36	0.58
28:DP:4:ILE:CG2	28:DP:5:LYS:H	2.11	0.58
28:DP:61:ARG:HB3	28:DP:61:ARG:HH21	1.68	0.58
39:DX:20:ASN:O	39:DX:24:GLU:HB3	2.02	0.58
40:DH:75:LEU:HD23	40:DH:75:LEU:H	1.68	0.58
41:DJ:123:LYS:O	41:DJ:124:VAL:HG13	2.03	0.58
48:DG:17:LYS:HA	48:DG:17:LYS:NZ	2.18	0.58
1:AA:98:A:H2'	1:AA:99:C:C6	2.38	0.58
1:AA:162:A:H2'	1:AA:163:C:O4'	2.03	0.58
5:AF:62:MET:HG3	5:AF:64:VAL:HG23	1.85	0.58
11:AL:54:VAL:HG11	11:AL:79:ILE:HD11	1.85	0.58
16:AQ:60:ILE:HA	16:AQ:75:VAL:HG13	1.84	0.58

Continued on next page...

Continued from previous page...

Atom-1	Atom-2	Interatomic distance (Å)	Clash overlap (Å)
20:AB:96:LEU:HB2	20:AB:99:MET:HE3	1.84	0.58
23:BB:699:A:H2'	23:BB:700:G:O4'	2.03	0.58
23:BB:1176:U:H2'	23:BB:1177:G:O4'	2.04	0.58
23:BB:1299:G:H4'	23:BB:1301:A:H1'	1.85	0.58
27:BK:35:VAL:HG23	27:BK:36:GLY:N	2.13	0.58
29:BE:27:LEU:O	29:BE:31:VAL:HG23	2.03	0.58
41:BJ:81:ILE:HG23	41:BJ:82:GLY:N	2.10	0.58
48:BG:10:VAL:CG2	48:BG:16:VAL:HG21	2.33	0.58
13:CN:25:GLU:O	13:CN:29:ILE:HG13	2.03	0.58
16:CQ:64:ARG:HD2	1:CA:264:C:O2'	2.03	0.58
20:CB:130:LYS:HA	20:CB:133:ALA:HB3	1.85	0.58
1:CA:502:A:H2'	1:CA:503:C:C6	2.38	0.58
23:DB:151:C:H2'	23:DB:152:A:C8	2.38	0.58
23:DB:182:A:H2'	23:DB:183:C:C6	2.39	0.58
23:DB:1164:C:H2'	23:DB:1165:A:H8	1.66	0.58
23:DB:2537:U:H2'	23:DB:2538:C:H6	1.69	0.58
28:DP:19:PHE:HE2	28:DP:25:VAL:HG11	1.67	0.58
30:DY:50:VAL:O	30:DY:54:VAL:HG22	2.03	0.58
41:DJ:6:ALA:HB3	41:DJ:45:THR:CG2	2.33	0.58
48:DG:17:LYS:HB3	48:DG:24:THR:OG1	2.03	0.58
49:DR:43:ASN:ND2	49:DR:45:GLU:H	2.02	0.58
50:DT:13:ALA:O	50:DT:32:LEU:HB2	2.02	0.58
1:AA:264:C:O2'	16:AQ:64:ARG:HD2	2.03	0.58
1:AA:1171:A:H2'	1:AA:1172:C:H6	1.67	0.58
1:AA:1527:U:H2'	1:AA:1528:U:C6	2.39	0.58
2:AC:14:VAL:O	2:AC:15:LYS:HD2	2.03	0.58
3:AD:165:GLU:HG3	3:AD:166:LYS:N	2.18	0.58
5:AF:29:ILE:HD13	5:AF:64:VAL:HG11	1.85	0.58
8:AI:40:ARG:H	8:AI:44:ARG:HD3	1.67	0.58
19:AT:38:ILE:HD13	19:AT:38:ILE:O	2.03	0.58
23:BB:1285:A:H2'	23:BB:1286:A:H5''	1.85	0.58
23:BB:1684:G:H2'	23:BB:1685:C:H6	1.67	0.58
23:BB:2037:A:H2'	23:BB:2038:G:C8	2.38	0.58
23:BB:2649:C:H2'	23:BB:2650:U:C6	2.39	0.58
26:BD:124:ARG:HG3	26:BD:124:ARG:O	2.02	0.58
37:BL:78:ARG:HG3	37:BL:81:ASP:OD2	2.02	0.58
37:BL:122:VAL:HG23	37:BL:143:GLU:OE1	2.03	0.58
38:BM:58:LYS:HB2	38:BM:60:GLN:HE21	1.68	0.58
39:BX:46:VAL:O	39:BX:50:VAL:HG23	2.03	0.58
41:BJ:25:LEU:HD22	41:BJ:26:GLY:N	2.17	0.58
45:BS:27:LYS:O	45:BS:32:ALA:HB2	2.03	0.58

Continued on next page...

Continued from previous page...

Atom-1	Atom-2	Interatomic distance (Å)	Clash overlap (Å)
2:CC:13:ILE:HD13	2:CC:13:ILE:H	1.67	0.58
2:CC:149:LYS:HG3	2:CC:168:ARG:HB2	1.85	0.58
6:CG:21:LEU:HD23	6:CG:21:LEU:H	1.68	0.58
8:CI:36:GLN:HE21	8:CI:36:GLN:N	2.02	0.58
1:CA:382:A:H2'	1:CA:383:A:C8	2.39	0.58
1:CA:1018:G:H2'	1:CA:1019:A:C8	2.39	0.58
1:CA:1143:G:H2'	1:CA:1144:G:C8	2.37	0.58
1:CA:1162:C:H2'	1:CA:1163:A:C8	2.38	0.58
21:CU:34:ARG:HD3	21:CU:39:LYS:HZ1	1.68	0.58
22:DA:32:U:H4'	22:DA:52:A:N6	2.18	0.58
22:DA:48:U:H2'	22:DA:49:C:C6	2.37	0.58
23:DB:1558:C:H4'	23:DB:1559:U:H5''	1.85	0.58
23:DB:2145:C:H3'	23:DB:2146:C:C5'	2.33	0.58
23:DB:2301:C:H2'	23:DB:2302:U:H6	1.68	0.58
23:DB:2415:G:C4'	37:DL:66:PHE:HB2	2.33	0.58
29:DE:15:SER:O	29:DE:19:PHE:HB2	2.04	0.58
29:DE:49:ARG:O	29:DE:74:LYS:HD3	2.04	0.58
45:DS:27:LYS:O	45:DS:32:ALA:HB2	2.03	0.58
47:DF:37:MET:HB2	47:DF:151:LEU:HB2	1.85	0.58
47:DF:103:ILE:HD11	47:DF:174:PHE:HA	1.85	0.58
52:DW:37:VAL:HG12	52:DW:38:ARG:HD3	1.86	0.58
1:AA:370:C:O2'	1:AA:371:A:H5'	2.04	0.58
1:AA:373:A:H1'	1:AA:481:G:H1'	1.86	0.58
1:AA:796:C:H2'	1:AA:797:C:H6	1.68	0.58
1:AA:996:A:H2'	1:AA:997:U:C6	2.38	0.58
1:AA:1342:C:H2'	1:AA:1343:G:C8	2.38	0.58
5:AF:43:GLY:HA2	5:AF:58:HIS:NE2	2.18	0.58
8:AI:29:ILE:HG12	8:AI:64:ILE:HB	1.84	0.58
13:AN:5:MET:SD	13:AN:8:ARG:HD2	2.44	0.58
18:AS:28:LYS:HB2	18:AS:29:PRO:HD2	1.85	0.58
20:AB:40:ILE:HG21	20:AB:200:PRO:O	2.03	0.58
21:AU:36:PHE:CB	21:AU:40:PRO:HD3	2.28	0.58
23:BB:321:U:OP2	29:BE:130:LYS:HD3	2.03	0.58
23:BB:704:G:C2'	23:BB:726:G:H22	2.16	0.58
23:BB:740:C:O2'	23:BB:741:U:H5'	2.03	0.58
23:BB:996:A:H4'	44:BQ:91:ARG:HD2	1.85	0.58
23:BB:1199:U:H2'	23:BB:1200:C:C6	2.39	0.58
23:BB:1381:G:H1'	23:BB:1571:A:N1	2.17	0.58
23:BB:1582:C:H2'	23:BB:1583:A:O4'	2.04	0.58
23:BB:2302:U:H2'	23:BB:2303:G:H8	1.67	0.58
23:BB:2313:C:H2'	23:BB:2314:A:H8	1.68	0.58

Continued on next page...

Continued from previous page...

Atom-1	Atom-2	Interatomic distance (Å)	Clash overlap (Å)
23:BB:2895:G:H2'	23:BB:2896:C:C6	2.37	0.58
35:BV:24:ASN:HB3	35:BV:44:HIS:HB3	1.84	0.58
40:BH:81:ALA:HA	40:BH:147:VAL:H	1.68	0.58
42:BN:12:ARG:HG3	42:BN:13:ASN:N	2.18	0.58
46:BU:5:ARG:HH22	46:BU:93:ARG:HD3	1.68	0.58
46:BU:81:ARG:HB2	46:BU:96:LYS:CG	2.33	0.58
51:BZ:70:GLU:O	51:BZ:72:ARG:N	2.36	0.58
8:CI:24:ASN:ND2	8:CI:25:GLY:H	2.02	0.58
12:CM:11:HIS:H	12:CM:45:SER:HB3	1.69	0.58
12:CM:22:TYR:HD1	12:CM:65:GLU:HB3	1.68	0.58
20:CB:33:ALA:HA	20:CB:37:VAL:O	2.03	0.58
1:CA:1478:U:H2'	1:CA:1479:C:C6	2.38	0.58
23:DB:145:C:H2'	23:DB:146:A:C8	2.38	0.58
23:DB:519:U:H4'	45:DS:73:LYS:NZ	2.17	0.58
23:DB:587:C:O2'	37:DL:19:LEU:HD13	2.02	0.58
23:DB:1709:U:H2'	23:DB:1710:G:C8	2.39	0.58
23:DB:1747:U:H2'	23:DB:1748:C:C6	2.39	0.58
23:DB:2052:A:OP1	26:DD:145:SER:HA	2.03	0.58
23:DB:2443:C:H2'	23:DB:2444:G:C8	2.38	0.58
29:DE:87:ALA:O	29:DE:88:ARG:HD3	2.02	0.58
32:D4:16:ILE:HG13	32:D4:25:VAL:HG22	1.84	0.58
37:DL:78:ARG:HG3	37:DL:81:ASP:OD2	2.03	0.58
43:DO:89:ASP:HA	43:DO:116:GLN:O	2.03	0.58
47:DF:107:VAL:N	47:DF:108:PRO:CD	2.67	0.58
48:DG:7:PRO:O	48:DG:8:VAL:HB	2.03	0.58
50:DT:57:VAL:HG13	50:DT:58:VAL:N	2.19	0.58
52:DW:18:LYS:HG3	52:DW:19:ARG:NE	2.18	0.58
52:DW:46:ALA:HB2	52:DW:78:PHE:CD1	2.38	0.58
7:AH:110:MET:HG3	7:AH:115:ALA:HB2	1.85	0.58
11:AL:56:LEU:HD21	11:AL:81:ILE:HG13	1.85	0.58
12:AM:28:ARG:CZ	12:AM:62:PHE:HB2	2.32	0.58
23:BB:182:A:H2'	23:BB:183:C:C6	2.39	0.58
23:BB:1082:U:O4	23:BB:1086:A:C2	2.56	0.58
23:BB:1709:U:H2'	23:BB:1710:G:C8	2.38	0.58
23:BB:2147:A:H3'	23:BB:2148:G:H5'	1.84	0.58
24:BI:5:GLN:HG2	24:BI:6:ALA:N	2.18	0.58
25:BC:128:THR:HA	25:BC:190:THR:HA	1.86	0.58
27:BK:71:ARG:HG3	27:BK:105:ARG:NH2	2.18	0.58
27:BK:118:LEU:O	27:BK:120:PRO:HD2	2.02	0.58
41:BJ:55:ILE:O	41:BJ:55:ILE:HG13	2.02	0.58
43:BO:58:ILE:HG22	43:BO:62:LEU:HD23	1.86	0.58

Continued on next page...

Continued from previous page...

Atom-1	Atom-2	Interatomic distance (Å)	Clash overlap (Å)
46:BU:85:ARG:HH11	46:BU:86:PHE:H	1.52	0.58
47:BF:107:VAL:N	47:BF:108:PRO:CD	2.67	0.58
47:BF:111:ARG:NH2	47:BF:113:PHE:HB2	2.17	0.58
48:BG:10:VAL:H	48:BG:47:ASN:HB2	1.67	0.58
48:BG:34:ARG:N	48:BG:34:ARG:HD3	2.18	0.58
2:CC:51:VAL:HA	2:CC:69:THR:HA	1.84	0.58
2:CC:119:ILE:O	2:CC:123:LEU:HG	2.03	0.58
16:CQ:68:LYS:O	1:CA:254:G:OP1	2.21	0.58
20:CB:87:ASP:HB2	20:CB:224:ARG:NH1	2.19	0.58
1:CA:131:A:H2'	1:CA:132:C:C6	2.38	0.58
1:CA:1006:G:H2'	1:CA:1007:U:C6	2.39	0.58
1:CA:1411:C:O2'	1:CA:1412:C:H5'	2.03	0.58
23:DB:155:A:H2'	23:DB:156:A:C8	2.38	0.58
23:DB:1372:U:HO2'	23:DB:2212:A:H8	1.47	0.58
23:DB:2365:G:H4'	52:DW:59:PHE:CE1	2.38	0.58
24:DI:121:ILE:H	24:DI:121:ILE:CD1	2.14	0.58
45:DS:55:ILE:O	45:DS:59:GLU:HG2	2.04	0.58
1:AA:72:A:N6	1:AA:98:A:H2	1.96	0.58
1:AA:270:A:H2'	1:AA:271:C:H6	1.69	0.58
1:AA:1226:C:O2'	1:AA:1227:A:H5'	2.04	0.58
6:AG:43:TYR:O	6:AG:47:GLU:HB2	2.04	0.58
11:AL:113:ARG:HG2	11:AL:118:VAL:HB	1.86	0.58
23:BB:1056:G:H21	23:BB:1103:A:H62	1.51	0.58
23:BB:1796:U:H2'	23:BB:1797:G:H8	1.68	0.58
23:BB:2184:A:H2'	23:BB:2185:U:C6	2.38	0.58
23:BB:2774:C:H2'	23:BB:2775:G:O4'	2.03	0.58
37:BL:6:LEU:HD23	37:BL:6:LEU:H	1.68	0.58
49:BR:16:GLU:HA	49:BR:98:ILE:HG22	1.86	0.58
3:CD:58:GLN:O	3:CD:62:ARG:HG2	2.03	0.58
3:CD:165:GLU:HG3	3:CD:166:LYS:N	2.19	0.58
1:CA:825:A:H2'	1:CA:826:C:H6	1.68	0.58
1:CA:950:U:H2'	1:CA:951:G:C8	2.39	0.58
1:CA:1031:C:H4'	1:CA:1032:G:H5''	1.86	0.58
1:CA:1417:G:N2	1:CA:1482:G:H2'	2.18	0.58
22:DA:5:U:H2'	22:DA:6:G:H8	1.69	0.58
24:DI:108:ILE:HG22	24:DI:128:ILE:HD13	1.85	0.58
25:DC:141:HIS:HB3	25:DC:190:THR:OG1	2.04	0.58
25:DC:154:ALA:HB2	25:DC:161:VAL:HG23	1.85	0.58
28:DP:4:ILE:HA	28:DP:7:LEU:HD13	1.86	0.58
38:DM:126:ILE:H	38:DM:126:ILE:HD12	1.68	0.58
48:DG:148:ARG:HD3	48:DG:152:ARG:CZ	2.34	0.58

Continued on next page...

Continued from previous page...

Atom-1	Atom-2	Interatomic distance (Å)	Clash overlap (Å)
49:DR:20:VAL:O	49:DR:96:VAL:HG22	2.04	0.58
1:AA:254:G:O2'	1:AA:255:G:H5'	2.03	0.58
5:AF:29:ILE:HG21	5:AF:64:VAL:CG1	2.31	0.58
11:AL:7:VAL:HG22	16:AQ:33:TYR:HD1	1.69	0.58
12:AM:42:VAL:HB	12:AM:47:LEU:CD2	2.34	0.58
12:AM:47:LEU:HB3	12:AM:52:ILE:CD1	2.34	0.58
20:AB:46:VAL:O	20:AB:49:PHE:HB2	2.03	0.58
20:AB:94:ARG:HE	20:AB:94:ARG:N	2.00	0.58
23:BB:91:A:H1'	23:BB:92:U:C6	2.38	0.58
23:BB:1386:C:H2'	23:BB:1387:A:C8	2.38	0.58
23:BB:1684:G:H2'	23:BB:1685:C:C6	2.38	0.58
23:BB:2109:U:H2'	23:BB:2110:G:C5'	2.33	0.58
23:BB:2229:U:H2'	23:BB:2230:G:C8	2.37	0.58
23:BB:2301:C:H2'	23:BB:2302:U:H6	1.69	0.58
25:BC:117:SER:HB3	25:BC:128:THR:HB	1.84	0.58
27:BK:15:GLY:HA2	27:BK:46:ALA:HA	1.84	0.58
28:BP:63:ILE:HA	28:BP:68:GLY:HA2	1.84	0.58
29:BE:87:ALA:O	29:BE:88:ARG:HD3	2.03	0.58
38:BM:2:LEU:O	38:BM:69:PRO:HG3	2.03	0.58
40:BH:49:ALA:O	40:BH:53:GLU:HB2	2.03	0.58
42:BN:55:ALA:HB1	42:BN:80:PHE:H	1.69	0.58
46:BU:14:THR:O	46:BU:18:LYS:HA	2.03	0.58
46:BU:51:LEU:H	46:BU:53:GLN:NE2	2.02	0.58
47:BF:7:TYR:O	47:BF:11:VAL:HB	2.03	0.58
47:BF:102:LEU:HA	47:BF:106:ALA:HB3	1.84	0.58
50:BT:34:VAL:HG11	50:BT:43:ILE:HD11	1.85	0.58
4:CE:24:VAL:HA	1:CA:922:G:H4'	1.86	0.58
15:CP:48:GLU:CG	15:CP:49:GLY:H	2.17	0.58
20:CB:69:VAL:HB	20:CB:162:VAL:HB	1.86	0.58
1:CA:1226:C:O2'	1:CA:1227:A:H5'	2.02	0.58
23:DB:355:U:H2'	23:DB:356:G:C8	2.35	0.58
23:DB:805:G:OP2	37:DL:41:ARG:HD3	2.04	0.58
23:DB:2025:C:H2'	23:DB:2026:U:C6	2.39	0.58
24:DI:71:LYS:HB3	24:DI:115:ASP:OD2	2.04	0.58
27:DK:64:ARG:HD2	27:DK:102:PRO:O	2.04	0.58
40:DH:79:THR:HG22	40:DH:145:ASN:HB3	1.85	0.58
46:DU:26:ASN:HD22	46:DU:26:ASN:N	2.01	0.58
47:DF:58:ALA:CB	47:DF:139:GLU:HG2	2.34	0.58
47:DF:103:ILE:H	47:DF:107:VAL:HG23	1.69	0.58
47:DF:126:ASN:ND2	47:DF:156:THR:HA	2.14	0.58
49:DR:72:VAL:CG2	49:DR:89:HIS:HB3	2.34	0.58

Continued on next page...

Continued from previous page...

Atom-1	Atom-2	Interatomic distance (Å)	Clash overlap (Å)
51:DZ:38:PHE:CE2	51:DZ:51:VAL:HG21	2.30	0.58
1:AA:26:A:N6	1:AA:558:G:H1'	2.18	0.58
1:AA:335:C:H2'	1:AA:336:A:C8	2.38	0.58
1:AA:1053:G:HO2'	1:AA:1199:U:H5	1.52	0.58
1:AA:1308:U:H2'	1:AA:1309:G:H8	1.68	0.58
3:AD:137:SER:HB3	3:AD:138:PRO:HD2	1.85	0.58
20:AB:10:LYS:HB2	20:AB:211:LEU:HD21	1.86	0.58
22:BA:49:C:H2'	22:BA:50:A:H8	1.69	0.58
23:BB:857:G:C2'	23:BB:858:G:H5'	2.33	0.58
23:BB:1515:A:H4'	23:BB:1556:C:O2'	2.03	0.58
23:BB:1805:A:N3	25:BC:49:THR:HG23	2.19	0.58
23:BB:2088:A:H2'	23:BB:2089:C:C6	2.39	0.58
23:BB:2804:U:H2'	23:BB:2805:C:H6	1.68	0.58
40:BH:57:LYS:O	40:BH:61:VAL:HG12	2.04	0.58
46:BU:35:VAL:HB	46:BU:38:ILE:HG21	1.85	0.58
47:BF:2:LYS:CE	47:BF:100:GLU:HG2	2.34	0.58
47:BF:34:THR:O	47:BF:89:THR:HA	2.02	0.58
48:BG:157:LYS:HB3	48:BG:159:LYS:HG3	1.85	0.58
49:BR:68:ARG:NH1	49:BR:90:ARG:HG2	2.19	0.58
50:BT:57:VAL:HG13	50:BT:58:VAL:N	2.19	0.58
53:B6:42:LYS:HE2	53:B6:49:HIS:O	2.03	0.58
53:B6:66:LEU:O	53:B6:100:TYR:HA	2.04	0.58
53:B6:178:LYS:HA	53:B6:181:GLN:HG2	1.86	0.58
5:CF:22:ILE:O	5:CF:26:THR:HG23	2.03	0.58
17:CR:37:LYS:HB2	1:CA:719:C:H1'	1.85	0.58
1:CA:33:A:H2'	1:CA:34:C:H6	1.67	0.58
1:CA:1152:A:H2'	1:CA:1153:G:H8	1.69	0.58
1:CA:1238:A:H2	1:CA:1241:G:N3	2.02	0.58
1:CA:1253:G:H2'	1:CA:1254:A:H8	1.67	0.58
1:CA:1413:A:O2'	1:CA:1414:U:H5'	2.04	0.58
23:DB:309:A:N3	23:DB:329:G:O2'	2.34	0.58
23:DB:546:U:H4'	23:DB:548:G:P	2.44	0.58
23:DB:802:A:H4'	56:DB:3289:HOH:O	2.03	0.58
23:DB:1315:C:O2'	23:DB:1316:U:H5'	2.04	0.58
23:DB:1923:U:H2'	23:DB:1924:C:H6	1.68	0.58
23:DB:2314:A:H2'	23:DB:2315:G:C8	2.39	0.58
26:DD:124:ARG:O	26:DD:124:ARG:HG3	2.03	0.58
27:DK:78:ARG:HG3	28:DP:70:GLU:HB3	1.85	0.58
28:DP:32:VAL:HA	28:DP:37:LYS:HA	1.86	0.58
34:D3:37:THR:HA	34:D3:40:LYS:HE2	1.84	0.58
45:DS:55:ILE:O	45:DS:58:ALA:HB3	2.04	0.58

Continued on next page...

Continued from previous page...

Atom-1	Atom-2	Interatomic distance (Å)	Clash overlap (Å)
48:DG:10:VAL:CG2	48:DG:16:VAL:HG21	2.33	0.58
53:D6:38:LEU:HD22	53:D6:83:ILE:HD12	1.86	0.58
1:AA:285:C:H2'	1:AA:286:C:H6	1.69	0.58
13:AN:26:LEU:HG	13:AN:30:ILE:HD13	1.85	0.58
23:BB:775:G:H4'	23:BB:776:G:H5'	1.86	0.58
23:BB:947:A:H2'	23:BB:948:C:C6	2.39	0.58
23:BB:1170:C:H2'	23:BB:1171:G:C8	2.39	0.58
23:BB:1198:U:H2'	23:BB:1199:U:C6	2.39	0.58
23:BB:1799:G:N2	23:BB:1818:U:O2'	2.37	0.58
23:BB:1935:G:H1'	23:BB:1964:G:N2	2.19	0.58
23:BB:2213:U:O2	23:BB:2213:U:C2'	2.51	0.58
25:BC:242:HIS:O	25:BC:244:VAL:HG13	2.04	0.58
27:BK:14:SER:HB2	27:BK:51:LYS:N	2.17	0.58
27:BK:54:LYS:HD2	27:BK:54:LYS:H	1.67	0.58
29:BE:181:ILE:HG12	37:BL:2:ARG:NH2	2.18	0.58
47:BF:62:GLN:HB3	47:BF:94:ARG:HH12	1.68	0.58
48:BG:145:ALA:HA	48:BG:148:ARG:HG3	1.85	0.58
4:CE:156:ARG:HA	4:CE:158:LYS:HZ2	1.67	0.58
13:CN:29:ILE:O	13:CN:32:ASP:HB3	2.03	0.58
1:CA:26:A:N6	1:CA:558:G:H1'	2.19	0.58
22:DA:52:A:OP1	22:DA:52:A:H4'	2.03	0.58
23:DB:82:U:H2'	23:DB:83:A:C8	2.38	0.58
23:DB:1810:A:H2'	23:DB:1811:G:O4'	2.03	0.58
25:DC:4:LYS:HD2	25:DC:5:CYS:H	1.69	0.58
26:DD:29:VAL:O	26:DD:185:ASN:HB3	2.04	0.58
29:DE:158:PHE:HA	29:DE:169:VAL:CG2	2.34	0.58
29:DE:160:ALA:C	29:DE:162:ARG:H	2.07	0.58
29:DE:176:ASP:OD1	29:DE:178:VAL:HG12	2.04	0.58
39:DX:31:GLN:HG2	39:DX:37:LEU:HB2	1.86	0.58
43:DO:35:ILE:HG13	43:DO:71:ALA:HB2	1.86	0.58
44:DQ:9:ALA:C	44:DQ:11:ALA:H	2.07	0.58
46:DU:40:LEU:HA	46:DU:60:LYS:O	2.03	0.58
48:DG:10:VAL:HB	48:DG:47:ASN:HB2	1.85	0.58
48:DG:157:LYS:HB3	48:DG:159:LYS:HG3	1.85	0.58
53:D6:84:ARG:H	53:D6:84:ARG:HE	1.52	0.58
1:AA:372:C:H4'	1:AA:373:A:H5'	1.85	0.58
1:AA:636:U:H2'	1:AA:637:C:H6	1.68	0.58
1:AA:824:G:O2'	1:AA:825:A:H5'	2.04	0.58
7:AH:124:ILE:HG22	7:AH:125:ILE:N	2.19	0.58
14:AO:45:GLU:O	14:AO:46:HIS:HB2	2.04	0.58
17:AR:58:ILE:O	17:AR:62:ARG:HG3	2.04	0.58

Continued on next page...

Continued from previous page...

Atom-1	Atom-2	Interatomic distance (Å)	Clash overlap (Å)
20:AB:14:HIS:CD2	20:AB:202:ASN:H	2.22	0.58
21:AU:27:VAL:O	21:AU:31:VAL:HG23	2.04	0.58
23:BB:455:C:N3	23:BB:472:A:H2'	2.18	0.58
23:BB:1568:G:H4'	25:BC:58:LYS:HB3	1.86	0.58
23:BB:1683:U:H2'	23:BB:1684:G:C8	2.39	0.58
23:BB:2869:G:H2'	23:BB:2870:C:C6	2.39	0.58
28:BP:94:ALA:C	28:BP:95:LYS:HD2	2.24	0.58
32:B4:27:CYS:SG	32:B4:33:HIS:ND1	2.77	0.58
44:BQ:30:VAL:HG13	44:BQ:31:TYR:N	2.17	0.58
47:BF:37:MET:HB2	47:BF:151:LEU:HB2	1.86	0.58
48:BG:10:VAL:HB	48:BG:47:ASN:HB2	1.85	0.58
53:B6:106:LEU:HD12	53:B6:107:THR:O	2.03	0.58
12:CM:69:ARG:O	12:CM:72:ILE:HG22	2.04	0.58
1:CA:312:C:H2'	1:CA:313:A:H8	1.69	0.58
1:CA:559:A:H4'	1:CA:560:A:H3'	1.86	0.58
1:CA:1234:C:O2'	1:CA:1235:U:H5'	2.04	0.58
1:CA:1253:G:H2'	1:CA:1254:A:C8	2.38	0.58
23:DB:91:A:H1'	23:DB:92:U:C6	2.39	0.58
23:DB:1515:A:H4'	23:DB:1556:C:O2'	2.04	0.58
23:DB:1549:A:H2'	23:DB:1550:C:C6	2.39	0.58
23:DB:1908:C:O2'	23:DB:1909:C:H5'	2.03	0.58
24:DI:1:ALA:C	24:DI:2:LYS:HD2	2.25	0.58
24:DI:37:PHE:CZ	24:DI:58:ILE:HD11	2.39	0.58
26:DD:204:LYS:HB2	26:DD:205:PRO:HD2	1.85	0.58
38:DM:110:GLU:O	38:DM:114:ARG:HB2	2.03	0.58
47:DF:7:TYR:O	47:DF:11:VAL:HB	2.04	0.58
47:DF:115:GLY:CA	47:DF:177:ARG:HH11	2.16	0.58
53:D6:1:MET:HB3	53:D6:143:LEU:HD21	1.86	0.58
1:AA:254:G:OP1	16:AQ:68:LYS:O	2.21	0.57
1:AA:502:A:H2'	1:AA:503:C:C6	2.39	0.57
1:AA:512:U:H2'	1:AA:513:C:C6	2.39	0.57
3:AD:104:MET:SD	3:AD:179:GLY:HA3	2.43	0.57
12:AM:69:ARG:O	12:AM:72:ILE:HG22	2.04	0.57
16:AQ:77:VAL:HG12	16:AQ:79:GLU:H	1.68	0.57
20:AB:118:THR:HA	20:AB:121:GLN:HB3	1.86	0.57
22:BA:35:C:H2'	22:BA:36:C:O4'	2.03	0.57
22:BA:43:C:C4'	47:BF:91:ARG:HD2	2.34	0.57
26:BD:59:ARG:HB3	26:BD:59:ARG:NH2	2.19	0.57
38:BM:73:ILE:HG13	38:BM:93:VAL:HB	1.86	0.57
47:BF:40:GLY:HA2	47:BF:84:ILE:HG13	1.86	0.57
47:BF:78:ILE:HD11	47:BF:84:ILE:HD13	1.85	0.57

Continued on next page...

Continued from previous page...

Atom-1	Atom-2	Interatomic distance (Å)	Clash overlap (Å)
48:BG:53:PRO:HG3	48:BG:61:TRP:H	1.69	0.57
4:CE:22:LYS:HD2	1:CA:1081:A:H5'	1.84	0.57
8:CI:18:VAL:HG11	8:CI:82:ILE:HG12	1.86	0.57
16:CQ:45:VAL:HG11	16:CQ:60:ILE:HG21	1.84	0.57
1:CA:512:U:H2'	1:CA:513:C:C6	2.39	0.57
1:CA:783:C:O2'	1:CA:784:A:H5'	2.04	0.57
21:CU:23:GLU:HA	21:CU:27:VAL:HG21	1.86	0.57
23:DB:18:U:H2'	23:DB:19:A:H8	1.68	0.57
23:DB:688:U:O2'	23:DB:689:A:H5'	2.04	0.57
23:DB:969:G:H2'	23:DB:970:U:C6	2.38	0.57
23:DB:1210:G:H5'	23:DB:1212:G:O4'	2.04	0.57
23:DB:1407:G:H2'	23:DB:1408:G:H8	1.68	0.57
38:DM:42:THR:C	38:DM:44:ARG:H	2.07	0.57
38:DM:134:THR:HG22	38:DM:136:MET:H	1.68	0.57
41:DJ:43:GLU:O	41:DJ:45:THR:N	2.37	0.57
49:DR:4:VAL:CG2	49:DR:39:LEU:HG	2.33	0.57
53:D6:43:VAL:HG11	53:D6:79:ILE:HA	1.86	0.57
1:AA:1226:C:H4'	1:AA:1227:A:OP1	2.04	0.57
1:AA:1524:C:H2'	1:AA:1525:G:C8	2.38	0.57
2:AC:119:ILE:HG21	2:AC:197:VAL:HG11	1.84	0.57
4:AE:89:THR:HG21	4:AE:134:ASN:ND2	2.18	0.57
10:AK:33:ILE:HG12	10:AK:69:CYS:SG	2.44	0.57
23:BB:118:A:H5'	23:BB:119:A:H8	1.68	0.57
23:BB:254:G:H22	34:B3:7:ARG:HH21	1.51	0.57
23:BB:315:G:H2'	23:BB:316:C:C6	2.39	0.57
23:BB:414:C:H2'	23:BB:415:A:C8	2.39	0.57
23:BB:1597:A:C5'	23:BB:1598:A:H5'	2.33	0.57
24:BI:105:LEU:HD11	24:BI:139:VAL:CG1	2.34	0.57
26:BD:178:VAL:HB	26:BD:188:LEU:HB2	1.84	0.57
28:BP:32:VAL:HA	28:BP:37:LYS:HA	1.86	0.57
38:BM:42:THR:C	38:BM:44:ARG:H	2.07	0.57
38:BM:96:ILE:HD11	38:BM:126:ILE:CG1	2.34	0.57
42:BN:31:HIS:O	42:BN:33:ILE:HG13	2.04	0.57
43:BO:89:ASP:HA	43:BO:116:GLN:O	2.04	0.57
44:BQ:33:VAL:C	44:BQ:35:PHE:H	2.06	0.57
44:BQ:59:LEU:O	44:BQ:62:ALA:HB3	2.04	0.57
49:BR:38:VAL:HG13	49:BR:54:VAL:HG12	1.85	0.57
8:CI:56:MET:C	8:CI:58:GLU:H	2.06	0.57
12:CM:100:ARG:HH11	12:CM:103:THR:HB	1.69	0.57
20:CB:10:LYS:HB2	20:CB:211:LEU:HD21	1.86	0.57
22:DA:43:C:C4'	47:DF:91:ARG:HD2	2.34	0.57

Continued on next page...

Continued from previous page...

Atom-1	Atom-2	Interatomic distance (Å)	Clash overlap (Å)
22:DA:75:G:H1'	35:DV:29:ILE:HG12	1.86	0.57
23:DB:281:C:H2'	23:DB:282:A:H8	1.69	0.57
23:DB:1405:U:H2'	23:DB:1406:U:C6	2.39	0.57
23:DB:1714:U:H3'	23:DB:1715:G:C5'	2.33	0.57
23:DB:2213:U:O2	23:DB:2213:U:C2'	2.51	0.57
23:DB:2302:U:H2'	23:DB:2303:G:H8	1.70	0.57
23:DB:2352:A:N1	52:DW:30:VAL:HG11	2.19	0.57
23:DB:2591:C:H2'	23:DB:2592:G:H8	1.68	0.57
33:D1:8:ILE:HG23	33:D1:51:ALA:HA	1.86	0.57
35:DV:61:LEU:HD11	35:DV:74:ALA:HB2	1.86	0.57
38:DM:58:LYS:HB2	38:DM:60:GLN:HE21	1.69	0.57
38:DM:96:ILE:HD11	38:DM:126:ILE:CG1	2.34	0.57
43:DO:51:ALA:HB3	43:DO:78:VAL:CG2	2.29	0.57
47:DF:78:ILE:H	47:DF:79:ARG:NH1	2.02	0.57
50:DT:31:VAL:HA	50:DT:84:TYR:H	1.69	0.57
53:D6:43:VAL:HG21	53:D6:52:LEU:CD1	2.34	0.57
1:AA:590:U:H2'	1:AA:591:U:H6	1.69	0.57
1:AA:763:G:H2'	1:AA:764:C:C6	2.38	0.57
1:AA:1316:G:N2	1:AA:1318:A:H3'	2.18	0.57
1:AA:1463:U:H2'	1:AA:1464:U:C6	2.39	0.57
3:AD:170:LEU:HA	3:AD:182:LYS:HB2	1.86	0.57
12:AM:15:VAL:HG22	12:AM:40:GLU:HB3	1.85	0.57
23:BB:155:A:H2'	23:BB:156:A:C8	2.39	0.57
23:BB:643:A:H2'	23:BB:644:A:H8	1.68	0.57
23:BB:682:G:H5'	36:B2:26:ASN:CG	2.25	0.57
23:BB:815:C:OP2	49:BR:85:LYS:HE2	2.04	0.57
23:BB:1039:A:H1'	35:BV:45:ASP:OD1	2.05	0.57
23:BB:1551:A:C3'	23:BB:1552:A:H5''	2.34	0.57
23:BB:1565:C:H5''	25:BC:17:LYS:HZ3	1.69	0.57
23:BB:1923:U:H2'	23:BB:1924:C:C6	2.39	0.57
23:BB:2052:A:OP1	26:BD:145:SER:HA	2.03	0.57
23:BB:2073:C:H5''	25:BC:227:VAL:HG12	1.86	0.57
23:BB:2314:A:H2'	23:BB:2315:G:C8	2.39	0.57
23:BB:2884:U:C2	31:B0:49:ARG:HG2	2.39	0.57
24:BI:109:ALA:HB1	24:BI:124:MET:HG3	1.86	0.57
27:BK:33:ALA:CB	27:BK:39:ILE:HD11	2.35	0.57
29:BE:97:ASN:HB2	29:BE:100:MET:HG3	1.86	0.57
40:BH:44:ILE:C	40:BH:46:PHE:H	2.06	0.57
40:BH:54:LEU:HA	40:BH:58:LEU:HB2	1.86	0.57
43:BO:15:ARG:HH21	43:BO:95:SER:CB	2.17	0.57
49:BR:39:LEU:HA	49:BR:49:ILE:HG21	1.85	0.57

Continued on next page...

Continued from previous page...

Atom-1	Atom-2	Interatomic distance (Å)	Clash overlap (Å)
49:BR:43:ASN:ND2	49:BR:45:GLU:H	2.02	0.57
2:CC:153:SER:HB2	1:CA:1057:G:H5''	1.86	0.57
20:CB:88:GLN:HG2	20:CB:220:VAL:HG11	1.86	0.57
1:CA:1142:G:H2'	1:CA:1143:G:O4'	2.04	0.57
1:CA:1238:A:N7	1:CA:1303:C:H1'	2.19	0.57
22:DA:49:C:H2'	22:DA:50:A:H8	1.69	0.57
23:DB:144:A:H2'	23:DB:145:C:H6	1.68	0.57
23:DB:281:C:H2'	23:DB:282:A:C8	2.39	0.57
23:DB:437:U:H2'	23:DB:438:G:C8	2.39	0.57
23:DB:494:G:H4'	45:DS:6:LYS:HG2	1.87	0.57
23:DB:686:U:H2'	23:DB:788:A:N1	2.20	0.57
23:DB:1098:A:H3'	24:DI:3:LYS:C	2.25	0.57
23:DB:1599:U:H2'	23:DB:1600:C:C6	2.39	0.57
23:DB:2086:U:H2'	23:DB:2087:G:C8	2.39	0.57
23:DB:2455:G:H2'	23:DB:2456:C:C6	2.40	0.57
24:DI:78:LEU:HA	24:DI:81:LYS:HE2	1.86	0.57
25:DC:35:LYS:HG2	25:DC:36:ASN:H	1.70	0.57
38:DM:2:LEU:O	38:DM:69:PRO:HG3	2.05	0.57
40:DH:3:VAL:HA	40:DH:39:ALA:N	2.20	0.57
46:DU:86:PHE:HE1	46:DU:88:ASP:HB3	1.69	0.57
50:DT:39:THR:C	50:DT:41:ALA:H	2.06	0.57
1:AA:21:G:H2'	1:AA:22:G:C8	2.39	0.57
1:AA:336:A:O2'	1:AA:337:G:H5'	2.03	0.57
1:AA:513:C:H2'	1:AA:514:C:H6	1.70	0.57
1:AA:621:A:H2'	1:AA:622:A:C8	2.39	0.57
1:AA:636:U:H2'	1:AA:637:C:C6	2.40	0.57
1:AA:878:A:H5''	7:AH:80:PRO:HG2	1.86	0.57
3:AD:24:VAL:HG12	3:AD:160:LEU:HB3	1.85	0.57
7:AH:94:VAL:HG21	7:AH:100:ILE:O	2.05	0.57
22:BA:49:C:H2'	22:BA:50:A:C8	2.40	0.57
23:BB:296:U:H2'	23:BB:297:G:C8	2.39	0.57
23:BB:534:U:H5'	44:BQ:41:ALA:HB1	1.85	0.57
23:BB:2078:C:O2'	23:BB:2079:U:H5'	2.03	0.57
23:BB:2086:U:H2'	23:BB:2087:G:C8	2.40	0.57
23:BB:2579:C:O2'	26:BD:136:ASN:HA	2.04	0.57
25:BC:4:LYS:HD2	25:BC:5:CYS:H	1.68	0.57
25:BC:146:LYS:HB2	25:BC:149:LYS:HB2	1.84	0.57
26:BD:157:LYS:HB3	26:BD:157:LYS:NZ	2.19	0.57
38:BM:68:PHE:CG	38:BM:69:PRO:HD2	2.39	0.57
40:BH:12:LEU:HD13	40:BH:19:VAL:HG21	1.87	0.57
40:BH:114:GLU:HG2	40:BH:132:PHE:CZ	2.40	0.57

Continued on next page...

Continued from previous page...

Atom-1	Atom-2	Interatomic distance (Å)	Clash overlap (Å)
42:BN:83:LEU:CA	42:BN:86:ARG:HB2	2.34	0.57
47:BF:162:ASP:O	47:BF:166:ARG:HD2	2.04	0.57
49:BR:72:VAL:CG2	49:BR:89:HIS:HB3	2.34	0.57
2:CC:179:ALA:HB3	2:CC:181:ILE:HD11	1.85	0.57
6:CG:91:ARG:HD2	6:CG:91:ARG:H	1.69	0.57
10:CK:28:ASN:ND2	10:CK:29:THR:H	2.02	0.57
12:CM:42:VAL:HB	12:CM:47:LEU:CD2	2.34	0.57
12:CM:82:LEU:HD21	18:CS:65:MET:HB2	1.87	0.57
19:CT:73:ARG:HH12	1:CA:263:A:P	2.27	0.57
20:CB:85:SER:HB3	20:CB:221:ARG:NH1	2.18	0.57
22:DA:107:G:O2'	22:DA:108:A:H5'	2.04	0.57
23:DB:468:G:H5'	29:DE:55:SER:HB2	1.86	0.57
23:DB:1192:G:O2'	23:DB:1193:G:H5'	2.04	0.57
23:DB:1884:G:HO2'	23:DB:1885:A:H8	1.52	0.57
40:DH:96:THR:HA	40:DH:99:ILE:HD12	1.85	0.57
42:DN:37:THR:HB	42:DN:40:LYS:HB2	1.86	0.57
47:DF:16:MET:SD	47:DF:21:TYR:HB2	2.44	0.57
53:D6:64:ARG:O	53:D6:102:ASN:HA	2.04	0.57
1:AA:241:G:O2'	1:AA:242:G:H5'	2.04	0.57
1:AA:1032:G:H3'	1:AA:1032:G:N3	2.19	0.57
1:AA:1142:G:H2'	1:AA:1143:G:O4'	2.04	0.57
2:AC:52:SER:HB3	2:AC:114:LEU:HG	1.85	0.57
4:AE:106:ALA:HB1	4:AE:110:MET:HB3	1.85	0.57
23:BB:3:U:O2'	23:BB:4:U:H6	1.88	0.57
23:BB:458:G:N2	23:BB:469:G:H2'	2.20	0.57
23:BB:705:A:N6	23:BB:726:G:H1'	2.19	0.57
23:BB:969:G:H2'	23:BB:970:U:C6	2.38	0.57
23:BB:1319:C:O2'	23:BB:1320:C:H5'	2.04	0.57
23:BB:2462:C:H2'	23:BB:2463:C:C6	2.40	0.57
25:BC:131:MET:HA	25:BC:134:ILE:HG12	1.86	0.57
26:BD:34:VAL:HG12	26:BD:94:GLN:H	1.69	0.57
29:BE:108:ILE:HG12	37:BL:2:ARG:HH22	1.70	0.57
40:BH:103:VAL:HG21	40:BH:110:VAL:HG22	1.86	0.57
43:BO:62:LEU:HD11	43:BO:70:ALA:HA	1.87	0.57
53:B6:38:LEU:HD22	53:B6:41:LEU:CD2	2.35	0.57
10:CK:33:ILE:HG12	10:CK:69:CYS:SG	2.45	0.57
10:CK:55:ARG:NH1	10:CK:60:PHE:HD1	2.01	0.57
20:CB:156:LEU:HD23	20:CB:178:LEU:HD13	1.86	0.57
1:CA:1051:C:H2'	1:CA:1052:U:C6	2.39	0.57
1:CA:1074:G:H2'	1:CA:1075:U:H6	1.68	0.57
1:CA:1287:A:H2'	1:CA:1288:A:C8	2.40	0.57

Continued on next page...

Continued from previous page...

Atom-1	Atom-2	Interatomic distance (Å)	Clash overlap (Å)
23:DB:608:A:H2'	23:DB:609:A:C8	2.39	0.57
23:DB:2135:A:H3'	23:DB:2136:G:H8	1.69	0.57
23:DB:2298:A:H2'	23:DB:2299:U:O4'	2.04	0.57
39:DX:24:GLU:O	39:DX:28:LEU:HD23	2.04	0.57
47:DF:45:ASP:O	47:DF:47:LYS:HD3	2.04	0.57
1:AA:1458:G:H5''	19:AT:25:SER:HB2	1.85	0.57
1:AA:1508:A:H2'	1:AA:1509:C:C6	2.39	0.57
20:AB:33:ALA:HA	20:AB:37:VAL:O	2.04	0.57
20:AB:202:ASN:ND2	20:AB:204:ASP:N	2.47	0.57
23:BB:151:C:H2'	23:BB:152:A:C8	2.39	0.57
23:BB:1842:G:H2'	23:BB:1843:C:C6	2.39	0.57
23:BB:2303:G:H1'	47:BF:122:ASP:OD1	2.04	0.57
23:BB:2400:G:O2'	23:BB:2401:U:H5'	2.04	0.57
23:BB:2734:A:C2'	23:BB:2735:G:H5'	2.34	0.57
24:BI:96:LYS:N	24:BI:96:LYS:HD2	2.20	0.57
25:BC:140:VAL:HG12	25:BC:141:HIS:N	2.17	0.57
28:BP:19:PHE:HE2	28:BP:25:VAL:HG11	1.69	0.57
29:BE:48:THR:N	29:BE:51:GLU:HG3	2.19	0.57
29:BE:111:GLU:HG2	29:BE:114:ARG:NH2	2.15	0.57
41:BJ:3:THR:HG21	44:BQ:60:TRP:HE1	1.69	0.57
42:BN:41:ALA:C	42:BN:43:GLU:H	2.06	0.57
46:BU:35:VAL:HB	46:BU:38:ILE:CG2	2.34	0.57
47:BF:102:LEU:O	47:BF:103:ILE:HG22	2.04	0.57
48:BG:8:VAL:HG11	48:BG:49:LEU:HB2	1.87	0.57
49:BR:72:VAL:HG23	49:BR:89:HIS:HB3	1.87	0.57
4:CE:95:MET:HA	4:CE:124:ALA:HB2	1.87	0.57
13:CN:12:ARG:HH21	13:CN:58:ARG:HH12	1.51	0.57
1:CA:102:G:H2'	1:CA:103:U:H6	1.70	0.57
1:CA:241:G:O2'	1:CA:242:G:H5'	2.05	0.57
1:CA:272:C:H2'	1:CA:273:U:H6	1.69	0.57
23:DB:30:G:H2'	23:DB:31:C:H6	1.69	0.57
23:DB:857:G:O2'	23:DB:858:G:H5'	2.04	0.57
23:DB:1061:U:O4'	23:DB:1070:A:H1'	2.03	0.57
23:DB:1319:C:O2'	23:DB:1320:C:H5'	2.04	0.57
23:DB:1341:G:H2'	23:DB:1397:U:O2'	2.05	0.57
23:DB:1533:C:H2'	23:DB:1534:U:H6	1.68	0.57
23:DB:1551:A:C3'	23:DB:1552:A:H5''	2.34	0.57
23:DB:2386:A:C2	52:DW:38:ARG:HB3	2.39	0.57
25:DC:239:PHE:O	25:DC:241:LYS:HG3	2.04	0.57
27:DK:109:SER:HB2	27:DK:111:LYS:NZ	2.19	0.57
33:D1:33:LEU:HB3	33:D1:51:ALA:CB	2.34	0.57

Continued on next page...

Continued from previous page...

Atom-1	Atom-2	Interatomic distance (Å)	Clash overlap (Å)
35:DV:80:HIS:HD2	35:DV:83:LYS:H	1.52	0.57
38:DM:94:ALA:O	38:DM:96:ILE:HG23	2.04	0.57
41:DJ:11:VAL:HA	41:DJ:12:LYS:HZ3	1.68	0.57
42:DN:25:ALA:HA	42:DN:44:LEU:HD11	1.86	0.57
46:DU:81:ARG:HB2	46:DU:96:LYS:CG	2.35	0.57
48:DG:148:ARG:HD3	48:DG:152:ARG:NH2	2.20	0.57
53:D6:58:VAL:HG22	53:D6:68:VAL:HG13	1.87	0.57
1:AA:678:U:H2'	1:AA:679:C:H6	1.69	0.57
1:AA:977:A:C2	1:AA:1223:C:H2'	2.40	0.57
6:AG:91:ARG:HD2	6:AG:91:ARG:H	1.70	0.57
20:AB:186:VAL:O	20:AB:200:PRO:HA	2.04	0.57
23:BB:150:U:H2'	23:BB:151:C:C6	2.40	0.57
23:BB:1102:C:H2'	23:BB:1103:A:C8	2.39	0.57
23:BB:1919:A:H3'	23:BB:1920:C:H5	1.70	0.57
23:BB:2297:A:H61	23:BB:2319:G:H1'	1.70	0.57
23:BB:2646:C:H2'	23:BB:2647:U:O4'	2.05	0.57
39:BX:52:ARG:O	39:BX:55:THR:HB	2.05	0.57
41:BJ:45:THR:N	41:BJ:46:PRO:HD3	2.19	0.57
47:BF:62:GLN:HE21	47:BF:91:ARG:NE	2.03	0.57
47:BF:102:LEU:HD22	47:BF:103:ILE:N	2.19	0.57
2:CC:70:ALA:HA	2:CC:105:VAL:HG11	1.86	0.57
7:CH:6:ILE:HB	7:CH:76:ARG:NH1	2.18	0.57
20:CB:23:ASN:HB3	20:CB:188:THR:O	2.05	0.57
20:CB:204:ASP:O	20:CB:208:ALA:HB3	2.04	0.57
22:DA:49:C:H2'	22:DA:50:A:C8	2.39	0.57
23:DB:634:C:H2'	23:DB:635:C:H6	1.69	0.57
23:DB:673:C:O2'	23:DB:674:G:H5'	2.05	0.57
23:DB:1082:U:O4	23:DB:1086:A:C2	2.56	0.57
23:DB:1181:U:H2'	23:DB:1182:G:H8	1.66	0.57
23:DB:1820:U:H3	25:DC:197:ALA:HA	1.69	0.57
23:DB:1923:U:H2'	23:DB:1924:C:C6	2.39	0.57
23:DB:2376:A:H2'	23:DB:2377:A:O4'	2.04	0.57
24:DI:45:THR:CA	24:DI:48:ILE:HG22	2.33	0.57
28:DP:52:ARG:HH11	28:DP:52:ARG:HG2	1.70	0.57
34:D3:18:LYS:HD2	34:D3:19:GLY:H	1.70	0.57
39:DX:8:GLU:O	39:DX:12:GLU:HB2	2.05	0.57
40:DH:1:MET:HB3	40:DH:21:VAL:O	2.04	0.57
40:DH:4:ILE:HG13	40:DH:37:VAL:O	2.05	0.57
40:DH:118:PRO:O	40:DH:119:ASN:HB3	2.04	0.57
44:DQ:96:ASP:C	44:DQ:98:ALA:H	2.06	0.57
50:DT:53:VAL:HG11	50:DT:87:LEU:HD22	1.86	0.57

Continued on next page...

Continued from previous page...

Atom-1	Atom-2	Interatomic distance (Å)	Clash overlap (Å)
1:AA:312:C:H2'	1:AA:313:A:H8	1.69	0.57
1:AA:1308:U:H3'	12:AM:97:ARG:HH11	1.70	0.57
4:AE:84:VAL:HG11	4:AE:146:MET:HB3	1.84	0.57
6:AG:147:ASN:N	6:AG:147:ASN:HD22	2.03	0.57
8:AI:29:ILE:HG12	8:AI:64:ILE:HD13	1.86	0.57
10:AK:73:VAL:O	10:AK:76:TYR:HB2	2.05	0.57
13:AN:29:ILE:O	13:AN:32:ASP:HB3	2.04	0.57
20:AB:45:THR:HG23	20:AB:200:PRO:O	2.05	0.57
22:BA:32:U:H1'	22:BA:52:A:N7	2.19	0.57
23:BB:65:U:H2'	23:BB:66:C:H6	1.68	0.57
23:BB:1405:U:H2'	23:BB:1406:U:C6	2.40	0.57
23:BB:2025:C:H2'	23:BB:2026:U:C6	2.39	0.57
23:BB:2254:C:O2	53:B6:150:SER:HB2	2.04	0.57
23:BB:2449:U:H4'	23:BB:2450:A:OP1	2.04	0.57
23:BB:2578:G:H21	26:BD:130:GLN:HE22	1.53	0.57
23:BB:2809:A:H2'	23:BB:2810:A:C8	2.40	0.57
29:BE:160:ALA:C	29:BE:162:ARG:H	2.08	0.57
40:BH:66:ASN:HD22	40:BH:67:ALA:N	2.02	0.57
43:BO:35:ILE:HG13	43:BO:71:ALA:HB2	1.87	0.57
48:BG:140:ILE:HA	48:BG:143:VAL:HG22	1.86	0.57
53:B6:52:LEU:HD12	53:B6:56:ALA:HB3	1.86	0.57
11:CL:7:VAL:HG22	16:CQ:33:TYR:HD1	1.70	0.57
1:CA:1029:U:P	1:CA:1029:U:H3'	2.45	0.57
1:CA:1032:G:H3'	1:CA:1032:G:N3	2.20	0.57
1:CA:1352:C:H2'	1:CA:1353:G:C8	2.40	0.57
23:DB:1784:A:H4'	23:DB:1785:A:O5'	2.04	0.57
23:DB:1819:A:H5''	25:DC:159:THR:HG21	1.87	0.57
23:DB:2478:A:H5'	32:D4:32:LYS:HE2	1.85	0.57
23:DB:2864:G:H2'	23:DB:2865:U:C6	2.40	0.57
25:DC:128:THR:HA	25:DC:190:THR:HA	1.86	0.57
25:DC:132:ARG:HA	25:DC:166:ARG:NH1	2.20	0.57
26:DD:56:LYS:CD	26:DD:58:ASN:HB3	2.35	0.57
35:DV:38:LEU:HD21	35:DV:65:VAL:HG21	1.87	0.57
48:DG:87:GLN:HE21	48:DG:87:GLN:H	1.51	0.57
48:DG:137:LYS:O	48:DG:140:ILE:HG13	2.03	0.57
1:AA:373:A:C1'	1:AA:481:G:H1'	2.34	0.57
1:AA:859:G:H2'	1:AA:860:A:H8	1.69	0.57
1:AA:1225:A:H3'	1:AA:1226:C:H6	1.70	0.57
3:AD:160:LEU:HD22	3:AD:161:ALA:N	2.20	0.57
8:AI:94:ARG:HB3	8:AI:94:ARG:NH1	2.12	0.57
9:AJ:91:ASP:C	9:AJ:92:LEU:HD13	2.26	0.57

Continued on next page...

Continued from previous page...

Atom-1	Atom-2	Interatomic distance (Å)	Clash overlap (Å)
12:AM:47:LEU:HB3	12:AM:52:ILE:HD11	1.85	0.57
20:AB:88:GLN:HG2	20:AB:220:VAL:HG11	1.86	0.57
23:BB:303:G:H2'	23:BB:304:U:C6	2.40	0.57
23:BB:419:U:H2'	23:BB:420:C:C6	2.39	0.57
23:BB:857:G:O2'	52:BW:19:ARG:HD2	2.05	0.57
23:BB:1181:U:H2'	23:BB:1182:G:C8	2.40	0.57
23:BB:1485:U:H2'	23:BB:1486:U:H6	1.68	0.57
23:BB:1558:C:H4'	23:BB:1559:U:H5''	1.86	0.57
23:BB:2303:G:H4'	47:BF:121:PHE:O	2.04	0.57
23:BB:2484:G:OP1	38:BM:44:ARG:HD3	2.04	0.57
23:BB:2864:G:H2'	23:BB:2865:U:C6	2.39	0.57
25:BC:124:LYS:N	25:BC:191:LEU:HD13	2.19	0.57
25:BC:154:ALA:HB2	25:BC:161:VAL:HG23	1.87	0.57
27:BK:120:PRO:HA	28:BP:65:ASN:HD21	1.70	0.57
28:BP:52:ARG:HG2	28:BP:52:ARG:HH11	1.70	0.57
29:BE:134:LEU:HD21	29:BE:161:ALA:HB2	1.87	0.57
35:BV:80:HIS:HD2	35:BV:83:LYS:H	1.52	0.57
42:BN:22:ARG:HG3	42:BN:70:THR:HA	1.85	0.57
43:BO:15:ARG:NH2	43:BO:95:SER:HB3	2.19	0.57
52:BW:30:VAL:HA	52:BW:60:ALA:O	2.05	0.57
53:B6:42:LYS:HA	53:B6:51:PRO:CA	2.27	0.57
2:CC:26:LYS:HG3	2:CC:27:GLU:N	2.18	0.57
13:CN:41:TRP:NE1	13:CN:43:ALA:HB3	2.20	0.57
19:CT:25:SER:HB2	1:CA:1458:G:H5''	1.87	0.57
20:CB:142:LYS:HG2	1:CA:1098:C:OP1	2.05	0.57
1:CA:84:U:O2'	1:CA:85:U:H5'	2.04	0.57
1:CA:977:A:C2	1:CA:1223:C:H2'	2.40	0.57
1:CA:1226:C:H4'	1:CA:1227:A:OP1	2.03	0.57
22:DA:98:G:N1	35:DV:14:LYS:HB2	2.19	0.57
23:DB:69:C:O2'	23:DB:70:G:H5'	2.05	0.57
23:DB:278:A:H2'	23:DB:278:A:N3	2.18	0.57
23:DB:414:C:H2'	23:DB:415:A:C8	2.39	0.57
23:DB:2229:U:H2'	23:DB:2230:G:C8	2.40	0.57
23:DB:2579:C:O2'	26:DD:136:ASN:HA	2.05	0.57
31:D0:21:LEU:HD12	45:DS:19:LEU:O	2.05	0.57
35:DV:81:PRO:O	38:DM:34:LYS:HE2	2.05	0.57
37:DL:82:LEU:C	37:DL:84:LYS:H	2.08	0.57
40:DH:124:THR:HG23	40:DH:128:HIS:CE1	2.40	0.57
42:DN:12:ARG:HG3	42:DN:13:ASN:N	2.18	0.57
43:DO:62:LEU:HD11	43:DO:70:ALA:HA	1.87	0.57
46:DU:12:VAL:HG22	46:DU:69:VAL:CG1	2.34	0.57

Continued on next page...

Continued from previous page...

Atom-1	Atom-2	Interatomic distance (Å)	Clash overlap (Å)
47:DF:43:ILE:N	47:DF:46:LYS:HZ3	2.03	0.57
53:D6:58:VAL:HG13	53:D6:67:VAL:O	2.04	0.57
1:AA:586:C:H5'	7:AH:81:GLY:HA2	1.87	0.57
1:AA:1074:G:H2'	1:AA:1075:U:C6	2.40	0.57
12:AM:22:TYR:HB3	12:AM:69:ARG:NH2	2.18	0.57
13:AN:25:GLU:O	13:AN:29:ILE:HG13	2.03	0.57
13:AN:41:TRP:NE1	13:AN:43:ALA:HB3	2.19	0.57
19:AT:66:ILE:HG23	19:AT:70:LYS:HD3	1.87	0.57
21:AU:23:GLU:HA	21:AU:27:VAL:HG21	1.87	0.57
22:BA:43:C:O2'	47:BF:91:ARG:HD2	2.05	0.57
22:BA:52:A:OP1	22:BA:52:A:H4'	2.05	0.57
23:BB:329:G:H1	46:BU:16:LYS:HG2	1.70	0.57
23:BB:414:C:H2'	23:BB:415:A:H8	1.68	0.57
23:BB:850:U:O2'	30:BY:22:THR:HG22	2.05	0.57
23:BB:1599:U:H2'	23:BB:1600:C:C6	2.40	0.57
23:BB:2151:U:H2'	23:BB:2152:G:H8	1.69	0.57
23:BB:2264:C:H41	52:BW:11:ASN:HD21	1.53	0.57
23:BB:2728:U:H2'	23:BB:2729:G:H8	1.69	0.57
25:BC:2:VAL:HG23	25:BC:3:VAL:H	1.69	0.57
25:BC:66:PHE:HB2	25:BC:150:GLY:O	2.04	0.57
41:BJ:2:LYS:O	41:BJ:3:THR:HG23	2.05	0.57
46:BU:11:ILE:O	46:BU:12:VAL:HB	2.05	0.57
46:BU:42:LYS:HG3	46:BU:57:ILE:CG2	2.32	0.57
46:BU:51:LEU:N	46:BU:53:GLN:NE2	2.53	0.57
52:BW:23:LYS:HD2	52:BW:24:ARG:H	1.69	0.57
11:CL:51:VAL:HG12	11:CL:52:CYS:N	2.20	0.57
12:CM:14:ALA:O	12:CM:18:LEU:HB2	2.05	0.57
15:CP:59:HIS:O	15:CP:63:GLN:HG3	2.05	0.57
20:CB:138:ARG:HD3	20:CB:141:GLU:OE1	2.05	0.57
1:CA:474:G:H2'	1:CA:475:C:C6	2.39	0.57
1:CA:1060:U:H2'	1:CA:1061:G:H8	1.70	0.57
22:DA:94:A:H2'	22:DA:95:U:O4'	2.05	0.57
23:DB:18:U:H2'	23:DB:19:A:C8	2.40	0.57
23:DB:78:U:H2'	23:DB:79:C:C6	2.39	0.57
23:DB:360:U:H2'	23:DB:361:G:C1'	2.35	0.57
23:DB:1239:G:O2'	23:DB:1240:U:H5'	2.04	0.57
23:DB:1316:U:H2'	23:DB:1317:G:H8	1.70	0.57
23:DB:1857:G:HO2'	23:DB:1858:A:H8	1.51	0.57
24:DI:99:LYS:HD3	24:DI:99:LYS:H	1.69	0.57
26:DD:133:THR:HG23	26:DD:134:HIS:N	2.20	0.57
40:DH:69:ALA:O	40:DH:73:ASN:HB2	2.04	0.57

Continued on next page...

Continued from previous page...

Atom-1	Atom-2	Interatomic distance (Å)	Clash overlap (Å)
41:DJ:34:ARG:HD2	41:DJ:39:LYS:HB3	1.87	0.57
46:DU:42:LYS:HG3	46:DU:57:ILE:CG2	2.34	0.57
48:DG:34:ARG:NH1	48:DG:34:ARG:HG2	2.20	0.57
50:DT:12:ARG:HB3	50:DT:12:ARG:HH11	1.70	0.57
1:AA:950:U:H2'	1:AA:951:G:C8	2.40	0.56
1:AA:1147:C:O2'	8:AI:17:ARG:HD2	2.05	0.56
9:AJ:57:VAL:HG22	9:AJ:58:ASN:H	1.69	0.56
11:AL:106:VAL:HA	11:AL:107:LYS:NZ	2.19	0.56
12:AM:79:LEU:HD22	12:AM:86:ARG:NE	2.18	0.56
23:BB:1682:G:H2'	23:BB:1683:U:C6	2.40	0.56
23:BB:1884:G:HO2'	23:BB:1885:A:H8	1.53	0.56
23:BB:2898:U:H2'	23:BB:2899:A:C8	2.39	0.56
25:BC:141:HIS:HB3	25:BC:190:THR:OG1	2.05	0.56
27:BK:109:SER:HB2	27:BK:111:LYS:NZ	2.19	0.56
33:B1:33:LEU:HB3	33:B1:51:ALA:CB	2.34	0.56
37:BL:18:ARG:C	37:BL:19:LEU:HD12	2.26	0.56
39:BX:8:GLU:O	39:BX:12:GLU:HB2	2.04	0.56
48:BG:148:ARG:HD3	48:BG:152:ARG:NH2	2.20	0.56
49:BR:4:VAL:CG2	49:BR:39:LEU:HG	2.35	0.56
53:B6:52:LEU:HA	53:B6:55:ILE:HG23	1.87	0.56
10:CK:28:ASN:HD21	10:CK:46:ALA:HB3	1.70	0.56
1:CA:252:U:H2'	1:CA:253:A:C8	2.38	0.56
1:CA:636:U:H2'	1:CA:637:C:H6	1.70	0.56
1:CA:1469:C:H2'	1:CA:1470:U:O4'	2.04	0.56
23:DB:64:A:H2'	23:DB:65:U:C6	2.40	0.56
23:DB:172:A:H2'	23:DB:173:A:H8	1.70	0.56
23:DB:582:A:H2'	23:DB:583:G:H8	1.69	0.56
23:DB:1723:G:C2'	23:DB:1724:G:H5'	2.35	0.56
27:DK:120:PRO:HA	28:DP:65:ASN:HD21	1.70	0.56
29:DE:181:ILE:HG12	37:DL:2:ARG:HH21	1.70	0.56
34:D3:30:HIS:O	34:D3:31:ILE:C	2.43	0.56
41:DJ:45:THR:N	41:DJ:46:PRO:HD3	2.19	0.56
45:DS:20:VAL:HG23	45:DS:23:LEU:HD12	1.86	0.56
1:AA:1051:C:H2'	1:AA:1052:U:C6	2.40	0.56
1:AA:1380:U:O4	6:AG:2:ARG:HB2	2.04	0.56
5:AF:3:HIS:CG	5:AF:92:THR:HG23	2.40	0.56
7:AH:6:ILE:HB	7:AH:76:ARG:NH1	2.19	0.56
8:AI:23:GLY:N	8:AI:60:LEU:HA	2.20	0.56
10:AK:92:ARG:CZ	21:AU:24:LYS:HG3	2.35	0.56
23:BB:181:A:H2'	23:BB:182:A:H8	1.68	0.56
23:BB:1061:U:H4'	23:BB:1070:A:O3'	2.05	0.56

Continued on next page...

Continued from previous page...

Atom-1	Atom-2	Interatomic distance (Å)	Clash overlap (Å)
23:BB:1857:G:HO2'	23:BB:1858:A:H8	1.52	0.56
23:BB:2591:C:H2'	23:BB:2592:G:H8	1.70	0.56
24:BI:89:SER:HB2	24:BI:136:GLY:HA3	1.86	0.56
29:BE:158:PHE:HA	29:BE:169:VAL:CG2	2.35	0.56
32:B4:1:MET:HB3	32:B4:34:LYS:HE3	1.88	0.56
34:B3:22:LYS:HA	34:B3:48:MET:HA	1.87	0.56
41:BJ:17:VAL:HG23	41:BJ:137:PRO:CB	2.31	0.56
42:BN:25:ALA:HA	42:BN:44:LEU:HD11	1.87	0.56
43:BO:2:ASP:OD2	43:BO:4:LYS:HB3	2.05	0.56
44:BQ:89:ILE:HB	49:BR:11:GLN:HE22	1.69	0.56
47:BF:102:LEU:HB2	47:BF:106:ALA:HB3	1.87	0.56
52:BW:65:LYS:HG3	52:BW:84:GLU:HB3	1.87	0.56
6:CG:47:GLU:HA	6:CG:57:GLU:OE2	2.04	0.56
8:CI:9:GLY:HA2	8:CI:80:HIS:CD2	2.40	0.56
11:CL:49:ARG:NH2	1:CA:522:C:H41	2.01	0.56
11:CL:54:VAL:HG11	11:CL:79:ILE:HD11	1.86	0.56
20:CB:14:HIS:CD2	20:CB:202:ASN:H	2.23	0.56
1:CA:769:G:H4'	1:CA:1513:A:H4'	1.87	0.56
1:CA:1237:C:H3'	1:CA:1336:C:N4	2.20	0.56
21:CU:16:ARG:NH2	21:CU:19:LYS:HZ2	1.92	0.56
23:DB:274:C:H2'	23:DB:275:C:O4'	2.05	0.56
23:DB:300:A:H2'	23:DB:334:C:H1'	1.86	0.56
23:DB:634:C:H2'	23:DB:635:C:C6	2.40	0.56
23:DB:1061:U:H4'	23:DB:1070:A:O3'	2.05	0.56
23:DB:1198:U:H2'	23:DB:1199:U:C6	2.40	0.56
23:DB:1528:A:H2'	23:DB:1529:G:O4'	2.04	0.56
23:DB:1915:U:H2'	23:DB:1916:A:O4'	2.05	0.56
23:DB:1935:G:H1'	23:DB:1964:G:N2	2.20	0.56
23:DB:2722:G:H4'	42:DN:4:ARG:HB2	1.86	0.56
25:DC:202:ARG:HB2	25:DC:202:ARG:HH21	1.70	0.56
25:DC:242:HIS:O	25:DC:244:VAL:HG13	2.05	0.56
41:DJ:123:LYS:N	41:DJ:123:LYS:HD2	2.19	0.56
44:DQ:86:SER:CB	49:DR:51:VAL:HG12	2.34	0.56
44:DQ:86:SER:HB3	49:DR:51:VAL:HA	1.86	0.56
47:DF:34:THR:O	47:DF:89:THR:HA	2.04	0.56
48:DG:97:VAL:HG11	48:DG:123:GLU:HA	1.86	0.56
1:AA:102:G:H2'	1:AA:103:U:H6	1.69	0.56
1:AA:272:C:H2'	1:AA:273:U:H6	1.69	0.56
1:AA:384:G:H2'	1:AA:385:C:H6	1.70	0.56
1:AA:769:G:H4'	1:AA:1513:A:H4'	1.87	0.56
1:AA:1241:G:H2'	1:AA:1242:G:C8	2.37	0.56

Continued on next page...

Continued from previous page...

Atom-1	Atom-2	Interatomic distance (Å)	Clash overlap (Å)
1:AA:1318:A:H4'	18:AS:9:PHE:CE1	2.40	0.56
3:AD:151:GLN:HB3	3:AD:154:VAL:HG22	1.86	0.56
3:AD:155:LYS:HA	3:AD:158:LEU:HD12	1.87	0.56
4:AE:95:MET:HA	4:AE:124:ALA:HB2	1.88	0.56
5:AF:22:ILE:O	5:AF:26:THR:HG23	2.05	0.56
6:AG:45:ALA:HB2	6:AG:116:ALA:O	2.04	0.56
6:AG:59:GLU:O	6:AG:63:VAL:HG23	2.05	0.56
8:AI:9:GLY:HA2	8:AI:80:HIS:CD2	2.41	0.56
8:AI:18:VAL:HG11	8:AI:82:ILE:HG12	1.86	0.56
8:AI:64:ILE:HG21	8:AI:78:ILE:HG12	1.87	0.56
10:AK:64:VAL:O	10:AK:68:ARG:HB2	2.05	0.56
12:AM:80:MET:HA	12:AM:87:GLY:HA3	1.87	0.56
20:AB:69:VAL:HB	20:AB:162:VAL:HB	1.88	0.56
20:AB:87:ASP:HB2	20:AB:224:ARG:NH1	2.20	0.56
23:BB:192:C:H2'	23:BB:193:U:H5'	1.87	0.56
23:BB:582:A:H2'	23:BB:583:G:H8	1.70	0.56
23:BB:805:G:OP2	37:BL:41:ARG:HD3	2.06	0.56
23:BB:1102:C:H2'	23:BB:1103:A:H8	1.69	0.56
23:BB:1192:G:O2'	23:BB:1193:G:H5'	2.06	0.56
23:BB:1495:A:H2'	23:BB:1496:A:C8	2.40	0.56
23:BB:1728:C:HO2'	23:BB:1729:U:H6	1.51	0.56
23:BB:1747:U:H2'	23:BB:1748:C:C6	2.40	0.56
23:BB:1904:G:H1'	23:BB:1927:A:N1	2.20	0.56
23:BB:2455:G:H2'	23:BB:2456:C:C6	2.40	0.56
25:BC:132:ARG:HA	25:BC:166:ARG:NH1	2.19	0.56
27:BK:94:PRO:HG2	27:BK:114:LYS:HD3	1.87	0.56
28:BP:5:LYS:NZ	28:BP:9:GLN:HB3	2.20	0.56
29:BE:27:LEU:HG	29:BE:104:ALA:HB2	1.87	0.56
33:B1:8:ILE:HG23	33:B1:51:ALA:HA	1.87	0.56
35:BV:25:LYS:HD3	35:BV:41:GLU:OE1	2.05	0.56
35:BV:89:ILE:HD13	35:BV:91:PHE:CZ	2.40	0.56
37:BL:110:VAL:HB	37:BL:127:VAL:HG23	1.88	0.56
41:BJ:99:ARG:O	41:BJ:103:ILE:HG23	2.05	0.56
46:BU:12:VAL:HA	46:BU:69:VAL:HA	1.88	0.56
50:BT:11:LEU:CD2	50:BT:46:ALA:HB1	2.29	0.56
51:BZ:11:ARG:HB3	51:BZ:12:PRO:HD2	1.87	0.56
53:B6:33:ALA:CA	53:B6:103:ILE:HG21	2.34	0.56
4:CE:111:ARG:HG3	4:CE:112:ALA:H	1.70	0.56
4:CE:156:ARG:HA	4:CE:158:LYS:HZ3	1.70	0.56
5:CF:38:ARG:HB3	5:CF:63:ASN:HB2	1.87	0.56
8:CI:94:ARG:HA	8:CI:97:LEU:HD12	1.86	0.56

Continued on next page...

Continued from previous page...

Atom-1	Atom-2	Interatomic distance (Å)	Clash overlap (Å)
9:CJ:57:VAL:HG22	9:CJ:58:ASN:H	1.69	0.56
12:CM:15:VAL:HG22	12:CM:40:GLU:HB3	1.87	0.56
12:CM:47:LEU:HB3	12:CM:52:ILE:CD1	2.35	0.56
13:CN:29:ILE:HB	13:CN:30:ILE:HD12	1.87	0.56
15:CP:74:LEU:HA	15:CP:77:GLU:OE2	2.05	0.56
19:CT:35:TYR:O	19:CT:38:ILE:HG22	2.04	0.56
20:CB:45:THR:HG23	20:CB:200:PRO:O	2.05	0.56
20:CB:186:VAL:O	20:CB:200:PRO:HA	2.05	0.56
1:CA:72:A:H5'	1:CA:73:C:OP2	2.05	0.56
1:CA:636:U:H2'	1:CA:637:C:C6	2.40	0.56
1:CA:1342:C:H2'	1:CA:1343:G:H8	1.69	0.56
23:DB:79:C:O2'	23:DB:346:A:H1'	2.06	0.56
23:DB:643:A:H2'	23:DB:644:A:H8	1.70	0.56
23:DB:675:A:H4'	29:DE:62:GLN:HE22	1.70	0.56
23:DB:705:A:N6	23:DB:726:G:H1'	2.19	0.56
23:DB:742:A:H2'	23:DB:743:A:H8	1.70	0.56
23:DB:855:G:N3	52:DW:23:LYS:HE3	2.19	0.56
23:DB:934:U:H2'	23:DB:935:C:H6	1.70	0.56
23:DB:1007:C:O3'	41:DJ:110:PRO:HB3	2.06	0.56
23:DB:1018:U:O2'	23:DB:1019:U:H5'	2.05	0.56
23:DB:1316:U:O2'	23:DB:1317:G:H5'	2.05	0.56
23:DB:1805:A:H1'	25:DC:49:THR:HG23	1.87	0.56
23:DB:1816:C:H3'	25:DC:61:TYR:CE2	2.40	0.56
23:DB:1842:G:H2'	23:DB:1843:C:C6	2.40	0.56
23:DB:1870:C:H5''	23:DB:1871:A:C6	2.41	0.56
23:DB:2898:U:H2'	23:DB:2899:A:C8	2.39	0.56
24:DI:2:LYS:HB3	24:DI:2:LYS:NZ	2.20	0.56
27:DK:33:ALA:CB	27:DK:39:ILE:HD11	2.35	0.56
29:DE:27:LEU:HG	29:DE:104:ALA:HB2	1.87	0.56
30:DY:40:THR:O	30:DY:43:ILE:HG23	2.04	0.56
35:DV:89:ILE:HD13	35:DV:91:PHE:CZ	2.39	0.56
37:DL:122:VAL:HG23	37:DL:143:GLU:OE1	2.06	0.56
38:DM:68:PHE:CG	38:DM:69:PRO:HD2	2.41	0.56
39:DX:52:ARG:O	39:DX:55:THR:HB	2.05	0.56
40:DH:64:ALA:O	40:DH:68:ARG:HG2	2.06	0.56
43:DO:2:ASP:OD2	43:DO:4:LYS:HB3	2.05	0.56
45:DS:18:ARG:HB3	45:DS:76:VAL:CG2	2.34	0.56
45:DS:42:LYS:O	45:DS:45:VAL:HG22	2.04	0.56
46:DU:11:ILE:HD13	46:DU:11:ILE:O	2.05	0.56
46:DU:12:VAL:HA	46:DU:69:VAL:HA	1.87	0.56
47:DF:62:GLN:HB3	47:DF:94:ARG:HH12	1.70	0.56

Continued on next page...

Continued from previous page...

Atom-1	Atom-2	Interatomic distance (Å)	Clash overlap (Å)
48:DG:148:ARG:HD3	48:DG:152:ARG:CD	2.35	0.56
49:DR:38:VAL:HG13	49:DR:54:VAL:HG12	1.86	0.56
50:DT:10:VAL:HG21	50:DT:42:GLU:HG3	1.85	0.56
52:DW:36:ILE:HB	52:DW:39:GLN:NE2	2.20	0.56
53:D6:71:TRP:CD1	53:D6:71:TRP:N	2.73	0.56
53:D6:174:GLN:CD	53:D6:178:LYS:HE2	2.26	0.56
1:AA:1080:A:O3'	4:AE:20:VAL:HG11	2.05	0.56
1:AA:1342:C:H2'	1:AA:1343:G:H8	1.70	0.56
2:AC:126:ARG:NH2	2:AC:191:THR:H	2.03	0.56
20:AB:43:GLU:O	20:AB:47:PRO:HG2	2.05	0.56
21:AU:16:ARG:NE	21:AU:16:ARG:CA	2.68	0.56
22:BA:5:U:H2'	22:BA:6:G:C8	2.41	0.56
23:BB:1316:U:H2'	23:BB:1317:G:H8	1.70	0.56
23:BB:2037:A:H2'	23:BB:2038:G:H8	1.70	0.56
23:BB:2285:C:OP2	33:B1:5:ARG:HD3	2.05	0.56
28:BP:4:ILE:HA	28:BP:7:LEU:HD13	1.86	0.56
32:B4:7:VAL:HG23	32:B4:35:GLN:CB	2.34	0.56
33:B1:26:LYS:HD2	33:B1:30:PRO:HA	1.88	0.56
38:BM:108:VAL:HG21	38:BM:112:LEU:HD12	1.87	0.56
50:BT:31:VAL:HA	50:BT:84:TYR:H	1.70	0.56
52:BW:59:PHE:O	52:BW:60:ALA:CB	2.54	0.56
52:BW:59:PHE:O	52:BW:60:ALA:HB3	2.06	0.56
53:B6:144:ALA:HA	53:B6:149:LEU:HD12	1.88	0.56
5:CF:3:HIS:CG	5:CF:92:THR:HG23	2.39	0.56
8:CI:23:GLY:N	8:CI:60:LEU:HA	2.20	0.56
1:CA:22:G:H4'	1:CA:885:G:C8	2.40	0.56
1:CA:454:G:O2'	1:CA:455:G:H5'	2.06	0.56
1:CA:1308:U:H2'	1:CA:1309:G:H8	1.69	0.56
1:CA:1309:G:H2'	1:CA:1310:G:H8	1.71	0.56
23:DB:1230:A:H2'	23:DB:1231:U:H6	1.70	0.56
23:DB:1315:C:H2'	23:DB:1316:U:H6	1.70	0.56
23:DB:2073:C:H5''	25:DC:227:VAL:HG12	1.88	0.56
23:DB:2336:A:H61	52:DW:40:ARG:CB	2.18	0.56
25:DC:16:VAL:N	25:DC:203:VAL:HG12	2.19	0.56
25:DC:74:PRO:HG2	25:DC:96:LYS:HG2	1.86	0.56
26:DD:10:GLY:O	26:DD:11:MET:HB2	2.05	0.56
28:DP:31:VAL:O	28:DP:32:VAL:HB	2.06	0.56
32:D4:1:MET:CE	32:D4:36:ARG:HB2	2.36	0.56
32:D4:25:VAL:O	32:D4:26:ILE:HD13	2.06	0.56
43:DO:58:ILE:O	43:DO:62:LEU:HD23	2.05	0.56
44:DQ:10:ARG:HB2	44:DQ:10:ARG:NH1	2.20	0.56

Continued on next page...

Continued from previous page...

Atom-1	Atom-2	Interatomic distance (Å)	Clash overlap (Å)
44:DQ:111:LYS:HD3	49:DR:48:LYS:HZ2	1.69	0.56
47:DF:2:LYS:CE	47:DF:100:GLU:HG2	2.35	0.56
47:DF:102:LEU:HB2	47:DF:106:ALA:HB3	1.88	0.56
1:AA:93:U:H2'	1:AA:95:C:C6	2.40	0.56
1:AA:154:U:H2'	1:AA:155:A:C8	2.40	0.56
1:AA:559:A:H4'	1:AA:560:A:H3'	1.86	0.56
1:AA:1152:A:H2'	1:AA:1153:G:H8	1.69	0.56
1:AA:1162:C:H2'	1:AA:1163:A:C8	2.41	0.56
2:AC:81:GLU:HG3	2:AC:82:ASP:H	1.70	0.56
3:AD:105:GLY:HA3	3:AD:158:LEU:HD23	1.87	0.56
5:AF:47:LEU:HD21	5:AF:57:ALA:HB2	1.87	0.56
8:AI:36:GLN:N	8:AI:36:GLN:HE21	2.03	0.56
9:AJ:9:ARG:HG3	9:AJ:99:GLN:NE2	2.21	0.56
12:AM:48:SER:HB2	12:AM:51:GLN:HG3	1.87	0.56
20:AB:85:SER:HB3	20:AB:221:ARG:NH1	2.20	0.56
20:AB:156:LEU:HD23	20:AB:178:LEU:HD13	1.85	0.56
22:BA:39:A:O2'	22:BA:40:U:H5'	2.05	0.56
22:BA:91:C:O2'	22:BA:92:C:H5'	2.06	0.56
23:BB:5:A:H2'	23:BB:6:A:C8	2.40	0.56
23:BB:131:A:H2'	23:BB:132:G:H8	1.70	0.56
23:BB:634:C:H2'	23:BB:635:C:C6	2.41	0.56
23:BB:686:U:H2'	23:BB:788:A:N1	2.20	0.56
23:BB:1173:U:H2'	23:BB:1174:U:O4'	2.06	0.56
23:BB:1327:A:H2'	23:BB:1328:A:O4'	2.06	0.56
23:BB:2133:G:N2	23:BB:2156:G:H1	2.01	0.56
23:BB:2328:A:H2'	23:BB:2329:U:H6	1.70	0.56
23:BB:2751:G:H2'	23:BB:2751:G:N3	2.21	0.56
24:BI:76:ALA:O	24:BI:80:LYS:HG3	2.06	0.56
42:BN:37:THR:HB	42:BN:40:LYS:HB2	1.87	0.56
47:BF:109:ARG:HB3	47:BF:135:ILE:CD1	2.35	0.56
50:BT:38:ALA:HB3	50:BT:81:LYS:NZ	2.21	0.56
6:CG:142:ARG:HB2	6:CG:142:ARG:NH1	2.19	0.56
12:CM:7:ASN:HD22	12:CM:7:ASN:N	2.02	0.56
12:CM:48:SER:HB2	12:CM:51:GLN:HG3	1.86	0.56
1:CA:312:C:H2'	1:CA:313:A:C8	2.40	0.56
23:DB:315:G:H2'	23:DB:316:C:C6	2.40	0.56
23:DB:852:U:H2'	23:DB:853:C:C6	2.41	0.56
23:DB:1081:U:C5'	24:DI:126:ARG:NH1	2.67	0.56
23:DB:1173:U:O5'	23:DB:1173:U:H6	1.87	0.56
23:DB:1846:G:H3'	23:DB:1847:A:C2	2.40	0.56
23:DB:2240:U:O2'	23:DB:2241:A:H5'	2.06	0.56

Continued on next page...

Continued from previous page...

Atom-1	Atom-2	Interatomic distance (Å)	Clash overlap (Å)
23:DB:2674:G:H4'	27:DK:30:ARG:HD2	1.86	0.56
23:DB:2720:U:H5''	28:DP:52:ARG:NH2	2.20	0.56
27:DK:43:ILE:HD13	27:DK:56:ASP:HB2	1.86	0.56
28:DP:91:VAL:CG2	28:DP:96:LEU:HD21	2.36	0.56
34:D3:20:GLY:HA3	34:D3:48:MET:HE3	1.88	0.56
42:DN:73:ASN:HA	42:DN:76:VAL:HG22	1.87	0.56
43:DO:15:ARG:HH21	43:DO:95:SER:CB	2.18	0.56
43:DO:56:LYS:HE3	43:DO:60:GLU:OE2	2.05	0.56
44:DQ:91:ARG:HD3	49:DR:11:GLN:CG	2.35	0.56
48:DG:140:ILE:HA	48:DG:143:VAL:HG22	1.87	0.56
1:AA:1313:U:O4	18:AS:3:SER:HB2	2.06	0.56
2:AC:139:ASN:O	2:AC:143:LEU:HD22	2.05	0.56
5:AF:38:ARG:HB3	5:AF:63:ASN:HB2	1.87	0.56
11:AL:35:ARG:HE	11:AL:36:VAL:H	1.53	0.56
12:AM:21:ILE:HG22	12:AM:23:GLY:H	1.70	0.56
19:AT:15:LYS:HD3	19:AT:18:LYS:HE3	1.88	0.56
23:BB:84:A:H4'	23:BB:85:G:O5'	2.06	0.56
23:BB:309:A:N3	23:BB:329:G:O2'	2.36	0.56
23:BB:1210:G:H5'	23:BB:1212:G:O4'	2.05	0.56
23:BB:1429:G:H2'	23:BB:1430:G:C8	2.40	0.56
23:BB:1459:G:O2'	23:BB:1460:U:H5'	2.06	0.56
23:BB:1700:A:H2'	23:BB:1701:A:H5'	1.88	0.56
25:BC:74:PRO:HG2	25:BC:96:LYS:HG2	1.87	0.56
26:BD:29:VAL:O	26:BD:185:ASN:HB3	2.05	0.56
29:BE:67:ARG:HG3	29:BE:68:ALA:N	2.20	0.56
35:BV:61:LEU:HD11	35:BV:74:ALA:HB2	1.86	0.56
37:BL:82:LEU:C	37:BL:84:LYS:H	2.08	0.56
47:BF:16:MET:SD	47:BF:21:TYR:HB2	2.46	0.56
48:BG:148:ARG:HD3	48:BG:152:ARG:CD	2.35	0.56
51:BZ:27:ARG:HD2	51:BZ:29:PHE:CZ	2.41	0.56
51:BZ:35:SER:HA	51:BZ:49:LEU:O	2.06	0.56
3:CD:146:GLU:HB3	3:CD:149:LYS:HE3	1.87	0.56
1:CA:335:C:H2'	1:CA:336:A:C8	2.41	0.56
1:CA:451:A:H4'	1:CA:452:A:O4'	2.05	0.56
1:CA:1225:A:H3'	1:CA:1226:C:H6	1.69	0.56
23:DB:170:U:H2'	23:DB:171:U:H6	1.71	0.56
23:DB:775:G:H4'	23:DB:776:G:H5'	1.87	0.56
23:DB:876:C:H3'	23:DB:877:A:O4'	2.06	0.56
23:DB:963:U:H5''	56:DB:3703:HOH:O	2.06	0.56
23:DB:1274:A:N3	23:DB:1297:C:H1'	2.20	0.56
23:DB:1846:G:H2'	23:DB:1847:A:O4'	2.04	0.56

Continued on next page...

Continued from previous page...

Atom-1	Atom-2	Interatomic distance (Å)	Clash overlap (Å)
23:DB:2646:C:H2'	23:DB:2647:U:O4'	2.05	0.56
23:DB:2740:A:H2'	23:DB:2741:A:C8	2.41	0.56
25:DC:117:SER:HB3	25:DC:128:THR:HB	1.87	0.56
26:DD:121:THR:HG23	26:DD:162:ALA:H	1.71	0.56
28:DP:6:GLN:HA	28:DP:9:GLN:HG2	1.88	0.56
32:D4:25:VAL:HG11	32:D4:35:GLN:NE2	2.21	0.56
37:DL:6:LEU:H	37:DL:6:LEU:HD23	1.70	0.56
41:DJ:99:ARG:HA	41:DJ:102:GLU:HB2	1.86	0.56
42:DN:22:ARG:HG3	42:DN:70:THR:HA	1.86	0.56
42:DN:90:ARG:HG2	42:DN:94:TYR:HD1	1.70	0.56
46:DU:35:VAL:HB	46:DU:38:ILE:CG2	2.36	0.56
47:DF:90:LEU:C	47:DF:91:ARG:HD3	2.26	0.56
51:DZ:11:ARG:HB3	51:DZ:12:PRO:HD2	1.86	0.56
52:DW:41:GLY:HA2	52:DW:44:PHE:CE2	2.41	0.56
1:AA:323:U:H1'	19:AT:13:SER:HB2	1.88	0.56
1:AA:1283:U:H2'	1:AA:1284:C:C6	2.41	0.56
4:AE:149:PRO:HG2	4:AE:150:GLU:OE1	2.06	0.56
6:AG:47:GLU:HA	6:AG:57:GLU:OE2	2.05	0.56
15:AP:74:LEU:HA	15:AP:77:GLU:OE2	2.06	0.56
23:BB:162:U:O2'	23:BB:163:C:H5'	2.06	0.56
23:BB:417:C:H2'	23:BB:418:C:C6	2.40	0.56
23:BB:1175:A:C4	23:BB:1176:U:H1'	2.41	0.56
23:BB:1315:C:H2'	23:BB:1316:U:H6	1.71	0.56
23:BB:1666:G:H21	27:BK:3:GLN:HE22	1.54	0.56
23:BB:1805:A:H1'	25:BC:49:THR:HG23	1.86	0.56
23:BB:2547:A:H2'	23:BB:2548:U:C6	2.40	0.56
23:BB:2658:C:H5'	48:BG:159:LYS:NZ	2.20	0.56
23:BB:2720:U:H5''	28:BP:52:ARG:NH2	2.21	0.56
24:BI:10:LEU:O	24:BI:10:LEU:HD12	2.05	0.56
28:BP:112:ARG:HH11	28:BP:112:ARG:HB2	1.70	0.56
34:B3:30:HIS:O	34:B3:31:ILE:C	2.43	0.56
48:BG:134:GLY:HA3	48:BG:140:ILE:HG21	1.87	0.56
6:CG:43:TYR:O	6:CG:47:GLU:HB2	2.06	0.56
10:CK:73:VAL:O	10:CK:76:TYR:HB2	2.05	0.56
11:CL:106:VAL:HA	11:CL:107:LYS:NZ	2.21	0.56
12:CM:97:ARG:HH11	1:CA:1308:U:H3'	1.70	0.56
20:CB:40:ILE:HG21	20:CB:200:PRO:O	2.06	0.56
20:CB:55:GLU:HG3	20:CB:197:PHE:CZ	2.40	0.56
20:CB:128:LEU:HD12	20:CB:129:THR:N	2.21	0.56
20:CB:187:ASP:HB3	20:CB:201:GLY:O	2.05	0.56
1:CA:213:G:H2'	1:CA:213:G:N3	2.21	0.56

Continued on next page...

Continued from previous page...

Atom-1	Atom-2	Interatomic distance (Å)	Clash overlap (Å)
1:CA:1074:G:H2'	1:CA:1075:U:C6	2.41	0.56
1:CA:1316:G:N2	1:CA:1318:A:H3'	2.21	0.56
21:CU:38:GLU:C	21:CU:40:PRO:HD2	2.26	0.56
21:CU:43:GLU:HG2	21:CU:44:ARG:HH21	1.71	0.56
23:DB:116:C:HO2'	23:DB:126:A:H8	1.51	0.56
23:DB:296:U:H2'	23:DB:297:G:C8	2.41	0.56
23:DB:419:U:H2'	23:DB:420:C:C6	2.41	0.56
23:DB:594:U:H2'	23:DB:595:C:H6	1.70	0.56
23:DB:937:C:H2'	23:DB:938:G:H8	1.71	0.56
23:DB:1548:A:H2'	23:DB:1549:A:C8	2.41	0.56
23:DB:1592:C:H2'	23:DB:1593:A:C8	2.40	0.56
23:DB:2352:A:C6	52:DW:30:VAL:HG11	2.41	0.56
23:DB:2391:G:O6	23:DB:2425:A:H8	1.88	0.56
23:DB:2758:A:C2'	23:DB:2759:G:H5'	2.35	0.56
25:DC:2:VAL:HG23	25:DC:3:VAL:H	1.71	0.56
25:DC:107:LYS:O	25:DC:109:LEU:HD22	2.05	0.56
25:DC:261:ARG:HG2	25:DC:261:ARG:O	2.05	0.56
29:DE:58:LYS:HD2	29:DE:58:LYS:H	1.71	0.56
32:D4:2:LYS:HD2	32:D4:4:ARG:NE	2.16	0.56
43:DO:35:ILE:HG13	43:DO:71:ALA:CB	2.36	0.56
44:DQ:33:VAL:C	44:DQ:35:PHE:H	2.09	0.56
53:D6:49:HIS:CD2	53:D6:49:HIS:H	2.24	0.56
4:AE:131:ASN:ND2	4:AE:133:ILE:HB	2.21	0.56
5:AF:92:THR:HG22	5:AF:93:LYS:N	2.21	0.56
11:AL:43:LYS:HE3	11:AL:44:PRO:HD3	1.86	0.56
12:AM:28:ARG:NH1	12:AM:32:ILE:HD12	2.21	0.56
23:BB:78:U:H2'	23:BB:79:C:C6	2.41	0.56
23:BB:443:A:C8	29:BE:40:ARG:HD3	2.41	0.56
23:BB:919:U:H2'	23:BB:920:A:H8	1.67	0.56
23:BB:1257:C:O2'	29:BE:79:ARG:HB2	2.06	0.56
23:BB:1287:A:N7	42:BN:105:GLY:HA3	2.20	0.56
23:BB:1528:A:H2'	23:BB:1529:G:O4'	2.06	0.56
23:BB:2438:U:O2'	23:BB:2439:A:H5''	2.06	0.56
23:BB:2788:C:H2'	23:BB:2789:C:C6	2.41	0.56
45:BS:42:LYS:O	45:BS:45:VAL:HG22	2.06	0.56
46:BU:5:ARG:HG2	46:BU:5:ARG:HH21	1.70	0.56
47:BF:126:ASN:HD22	47:BF:156:THR:CA	2.14	0.56
53:B6:67:VAL:HA	53:B6:99:LEU:O	2.06	0.56
2:CC:126:ARG:NH2	2:CC:191:THR:H	2.03	0.56
3:CD:2:ARG:O	3:CD:3:TYR:HB3	2.06	0.56
3:CD:160:LEU:HD22	3:CD:161:ALA:N	2.21	0.56

Continued on next page...

Continued from previous page...

Atom-1	Atom-2	Interatomic distance (Å)	Clash overlap (Å)
3:CD:172:VAL:HG23	3:CD:178:GLU:O	2.06	0.56
9:CJ:78:GLU:O	9:CJ:80:THR:N	2.38	0.56
9:CJ:91:ASP:C	9:CJ:92:LEU:HD13	2.25	0.56
17:CR:31:TYR:HB3	17:CR:54:LEU:HD21	1.88	0.56
19:CT:57:VAL:HB	19:CT:71:ALA:HB1	1.87	0.56
20:CB:45:THR:HG22	20:CB:49:PHE:CZ	2.40	0.56
1:CA:154:U:H2'	1:CA:155:A:C8	2.41	0.56
1:CA:270:A:H2'	1:CA:271:C:H6	1.71	0.56
1:CA:373:A:C1'	1:CA:481:G:H1'	2.36	0.56
1:CA:607:A:H2'	1:CA:608:A:C8	2.41	0.56
1:CA:621:A:H2'	1:CA:622:A:C8	2.41	0.56
1:CA:1463:U:H2'	1:CA:1464:U:C6	2.41	0.56
23:DB:138:U:H2'	23:DB:140:C:C1'	2.36	0.56
23:DB:291:G:H2'	23:DB:292:U:C6	2.41	0.56
23:DB:544:C:O2'	23:DB:545:U:O5'	2.24	0.56
23:DB:2088:A:H2'	23:DB:2089:C:C6	2.41	0.56
23:DB:2462:C:H2'	23:DB:2463:C:C6	2.40	0.56
24:DI:49:GLU:CB	24:DI:52:LEU:HD12	2.36	0.56
25:DC:103:ILE:HG22	25:DC:105:ALA:N	2.19	0.56
29:DE:60:TRP:O	29:DE:61:ARG:HB2	2.04	0.56
49:DR:16:GLU:HA	49:DR:98:ILE:HG22	1.86	0.56
1:AA:131:A:H2'	1:AA:132:C:C6	2.41	0.56
1:AA:235:C:H2'	1:AA:236:A:C8	2.41	0.56
1:AA:590:U:H2'	1:AA:591:U:C6	2.41	0.56
1:AA:843:U:H3'	1:AA:844:G:H5'	1.87	0.56
1:AA:922:G:H4'	4:AE:24:VAL:HA	1.88	0.56
1:AA:923:A:H2'	1:AA:924:C:C6	2.41	0.56
14:AO:45:GLU:HG2	14:AO:46:HIS:N	2.21	0.56
23:BB:41:C:H2'	23:BB:42:A:O4'	2.06	0.56
23:BB:132:G:O2'	23:BB:133:U:H5'	2.06	0.56
23:BB:784:G:H5''	25:BC:225:ASN:OD1	2.05	0.56
23:BB:784:G:C6	25:BC:227:VAL:HG11	2.41	0.56
23:BB:1015:U:H2'	23:BB:1016:G:H8	1.71	0.56
23:BB:1341:G:H2'	23:BB:1397:U:O2'	2.06	0.56
23:BB:2187:U:H2'	23:BB:2188:U:C6	2.41	0.56
23:BB:2675:A:N1	23:BB:2732:G:O6	2.39	0.56
25:BC:245:THR:O	25:BC:247:TRP:N	2.39	0.56
29:BE:46:GLN:HG3	29:BE:87:ALA:H	1.71	0.56
33:B1:28:THR:C	33:B1:30:PRO:HD3	2.27	0.56
35:BV:38:LEU:HD21	35:BV:65:VAL:HG21	1.88	0.56
42:BN:55:ALA:HA	42:BN:80:PHE:CE1	2.40	0.56

Continued on next page...

Continued from previous page...

Atom-1	Atom-2	Interatomic distance (Å)	Clash overlap (Å)
42:BN:79:LEU:O	42:BN:80:PHE:HB2	2.05	0.56
53:B6:107:THR:HG22	53:B6:108:GLU:N	2.20	0.56
3:CD:153:ARG:HG3	3:CD:154:VAL:H	1.71	0.56
12:CM:79:LEU:HD22	12:CM:86:ARG:NE	2.21	0.56
17:CR:58:ILE:O	17:CR:62:ARG:HG3	2.06	0.56
1:CA:366:A:O2'	1:CA:394:G:N2	2.39	0.56
23:DB:858:G:H21	23:DB:2268:A:H3'	1.71	0.56
23:DB:2415:G:H2'	23:DB:2416:C:H6	1.71	0.56
23:DB:2626:C:O2'	23:DB:2627:G:H5'	2.05	0.56
23:DB:2636:C:H2'	23:DB:2637:U:H6	1.71	0.56
25:DC:153:LEU:HD13	25:DC:175:LEU:CD2	2.36	0.56
26:DD:68:PHE:HB3	26:DD:73:VAL:HG23	1.88	0.56
26:DD:118:PHE:HZ	26:DD:123:LYS:NZ	2.04	0.56
28:DP:36:LYS:C	28:DP:37:LYS:HG2	2.26	0.56
41:DJ:11:VAL:HG12	41:DJ:12:LYS:N	2.21	0.56
48:DG:53:PRO:HG3	48:DG:61:TRP:H	1.70	0.56
51:DZ:27:ARG:HD2	51:DZ:29:PHE:CZ	2.41	0.56
1:AA:410:G:P	3:AD:25:ARG:HE	2.29	0.56
1:AA:736:C:H2'	1:AA:737:C:H6	1.69	0.56
1:AA:1465:A:H2'	1:AA:1466:C:C6	2.41	0.56
10:AK:108:ASN:ND2	21:AU:6:ARG:HG3	2.21	0.56
15:AP:48:GLU:CG	15:AP:49:GLY:H	2.19	0.56
23:BB:454:A:H3'	23:BB:455:C:H5'	1.88	0.56
23:BB:1484:U:H2'	23:BB:1485:U:H6	1.70	0.56
23:BB:1942:C:H1'	53:B6:133:ARG:NH2	2.21	0.56
31:B0:41:HIS:HB3	42:BN:99:LYS:CB	2.36	0.56
32:B4:12:ARG:HG3	32:B4:13:ASN:ND2	2.19	0.56
37:BL:143:GLU:CG	37:BL:144:GLU:H	2.02	0.56
48:BG:162:ARG:CG	48:BG:166:GLU:HG3	2.36	0.56
3:CD:116:LEU:O	3:CD:121:ALA:HB3	2.06	0.56
3:CD:137:SER:HB3	3:CD:138:PRO:HD2	1.87	0.56
5:CF:29:ILE:HG21	5:CF:64:VAL:CG1	2.33	0.56
6:CG:72:VAL:HG12	6:CG:89:GLU:HG3	1.87	0.56
6:CG:147:ASN:HD22	6:CG:147:ASN:N	2.04	0.56
8:CI:33:SER:OG	8:CI:36:GLN:HB2	2.06	0.56
1:CA:1013:G:H2'	1:CA:1015:G:OP2	2.06	0.56
23:DB:441:U:H2'	23:DB:442:G:C8	2.41	0.56
23:DB:848:C:H2'	23:DB:849:A:H8	1.71	0.56
23:DB:1015:U:H2'	23:DB:1016:G:H8	1.72	0.56
23:DB:1484:U:H2'	23:DB:1485:U:H6	1.71	0.56
23:DB:1733:G:H2'	23:DB:1734:G:C8	2.41	0.56

Continued on next page...

Continued from previous page...

Atom-1	Atom-2	Interatomic distance (Å)	Clash overlap (Å)
23:DB:2313:C:H2'	23:DB:2314:A:C8	2.41	0.56
23:DB:2500:U:H5'	23:DB:2501:C:OP2	2.06	0.56
23:DB:2722:G:H2'	23:DB:2723:C:C6	2.41	0.56
23:DB:2899:A:H2'	23:DB:2900:A:C8	2.40	0.56
25:DC:93:VAL:HG21	25:DC:115:ILE:HD11	1.88	0.56
27:DK:35:VAL:HG23	27:DK:36:GLY:N	2.16	0.56
29:DE:67:ARG:HG2	29:DE:67:ARG:NH1	2.21	0.56
43:DO:15:ARG:NH2	43:DO:95:SER:HB3	2.19	0.56
43:DO:58:ILE:HG22	43:DO:62:LEU:HD23	1.85	0.56
44:DQ:26:ALA:O	44:DQ:30:VAL:HG12	2.04	0.56
44:DQ:59:LEU:O	44:DQ:62:ALA:HB3	2.06	0.56
46:DU:35:VAL:HB	46:DU:38:ILE:HG21	1.87	0.56
46:DU:64:ILE:HG13	46:DU:65:GLN:N	2.20	0.56
47:DF:106:ALA:HA	47:DF:135:ILE:CD1	2.36	0.56
48:DG:145:ALA:HA	48:DG:148:ARG:HG3	1.86	0.56
53:D6:63:PRO:HD2	53:D6:64:ARG:NH1	2.21	0.56
1:AA:312:C:H2'	1:AA:313:A:C8	2.40	0.55
12:AM:47:LEU:HD12	12:AM:51:GLN:HB2	1.88	0.55
14:AO:89:ARG:HA	14:AO:89:ARG:HH11	1.70	0.55
15:AP:57:ILE:O	15:AP:61:VAL:HG23	2.05	0.55
16:AQ:6:THR:HG22	16:AQ:61:ARG:HB3	1.87	0.55
23:BB:416:U:H2'	23:BB:417:C:C6	2.41	0.55
23:BB:620:G:O6	29:BE:98:LYS:HE2	2.06	0.55
23:BB:649:G:H2'	23:BB:650:C:C6	2.41	0.55
23:BB:1070:A:C2	24:BI:9:LYS:HE3	2.41	0.55
23:BB:1239:G:O2'	23:BB:1240:U:H5'	2.06	0.55
23:BB:2216:G:H2'	23:BB:2217:G:H8	1.71	0.55
23:BB:2356:U:C5'	52:BW:16:GLU:HG3	2.35	0.55
23:BB:2516:A:O2'	23:BB:2517:C:H5'	2.07	0.55
24:BI:14:ALA:HB1	24:BI:50:LYS:HA	1.87	0.55
25:BC:30:ALA:HA	25:BC:33:LEU:HD12	1.88	0.55
25:BC:121:ALA:HB3	25:BC:129:LEU:HD11	1.87	0.55
39:BX:24:GLU:O	39:BX:28:LEU:HD23	2.05	0.55
40:BH:67:ALA:O	40:BH:70:GLU:HG2	2.06	0.55
41:BJ:11:VAL:HG12	41:BJ:12:LYS:N	2.21	0.55
41:BJ:18:VAL:CG1	41:BJ:54:ILE:HD11	2.36	0.55
42:BN:33:ILE:O	42:BN:33:ILE:HD12	2.06	0.55
44:BQ:51:GLN:O	44:BQ:55:GLN:HG3	2.05	0.55
44:BQ:63:ARG:HH12	44:BQ:96:ASP:CA	2.15	0.55
12:CM:21:ILE:HG22	12:CM:23:GLY:H	1.70	0.55
13:CN:5:MET:HB3	13:CN:62:ARG:HH12	1.71	0.55

Continued on next page...

Continued from previous page...

Atom-1	Atom-2	Interatomic distance (Å)	Clash overlap (Å)
18:CS:14:LEU:O	18:CS:18:VAL:HG12	2.05	0.55
1:CA:373:A:H1'	1:CA:481:G:H1'	1.88	0.55
1:CA:1163:A:H2'	1:CA:1164:G:H8	1.71	0.55
1:CA:1397:C:H4'	1:CA:1398:A:OP2	2.06	0.55
23:DB:162:U:O2'	23:DB:163:C:H5'	2.06	0.55
23:DB:417:C:H2'	23:DB:418:C:C6	2.41	0.55
23:DB:2037:A:H2'	23:DB:2038:G:H8	1.70	0.55
23:DB:2352:A:N3	52:DW:29:SER:HB3	2.21	0.55
23:DB:2355:G:H4'	52:DW:20:LEU:CD1	2.36	0.55
23:DB:2547:A:H2'	23:DB:2548:U:C6	2.41	0.55
23:DB:2675:A:N1	23:DB:2732:G:O6	2.39	0.55
29:DE:48:THR:H	29:DE:51:GLU:HG3	1.70	0.55
29:DE:134:LEU:HD21	29:DE:161:ALA:HB2	1.88	0.55
46:DU:26:ASN:ND2	46:DU:34:ILE:HD12	2.20	0.55
47:DF:71:LYS:NZ	47:DF:73:VAL:HB	2.21	0.55
1:AA:26:A:H61	1:AA:558:G:H1'	1.71	0.55
1:AA:474:G:H2'	1:AA:475:C:C6	2.41	0.55
1:AA:1060:U:H2'	1:AA:1061:G:H8	1.71	0.55
1:AA:1352:C:H2'	1:AA:1353:G:C8	2.40	0.55
2:AC:39:ARG:NH1	2:AC:56:ILE:HD12	2.21	0.55
2:AC:62:SER:HB2	2:AC:97:PRO:O	2.06	0.55
4:AE:14:LEU:HA	4:AE:36:THR:HG22	1.88	0.55
4:AE:82:HIS:HB2	4:AE:83:PRO:HD2	1.88	0.55
20:AB:23:ASN:HB3	20:AB:188:THR:O	2.07	0.55
23:BB:365:U:H2'	23:BB:366:C:C6	2.41	0.55
23:BB:1061:U:O4'	23:BB:1070:A:H1'	2.05	0.55
23:BB:2187:U:H2'	23:BB:2188:U:H6	1.70	0.55
23:BB:2757:A:H2'	23:BB:2757:A:N3	2.21	0.55
23:BB:2848:G:H1'	23:BB:2868:A:N6	2.21	0.55
26:BD:107:VAL:H	26:BD:206:ALA:H	1.53	0.55
26:BD:121:THR:HG23	26:BD:162:ALA:H	1.71	0.55
35:BV:6:ALA:C	35:BV:65:VAL:HG12	2.26	0.55
40:BH:51:ARG:HD2	40:BH:51:ARG:H	1.71	0.55
42:BN:52:ILE:HD11	42:BN:83:LEU:HD23	1.89	0.55
45:BS:55:ILE:O	45:BS:59:GLU:HG2	2.07	0.55
47:BF:65:LEU:HD23	47:BF:87:LYS:HD2	1.87	0.55
48:BG:87:GLN:HE21	48:BG:87:GLN:H	1.53	0.55
2:CC:176:THR:HB	2:CC:179:ALA:HB2	1.88	0.55
3:CD:151:GLN:HB3	3:CD:154:VAL:HG22	1.87	0.55
6:CG:130:LYS:N	6:CG:134:VAL:HG21	2.21	0.55
9:CJ:40:ILE:HD12	9:CJ:73:LEU:HD12	1.88	0.55

Continued on next page...

Continued from previous page...

Atom-1	Atom-2	Interatomic distance (Å)	Clash overlap (Å)
20:CB:85:SER:CB	20:CB:221:ARG:HH12	2.19	0.55
1:CA:575:G:H4'	1:CA:576:C:O5'	2.06	0.55
1:CA:859:G:H2'	1:CA:860:A:H8	1.72	0.55
1:CA:1032:G:H2'	1:CA:1033:G:C4'	2.36	0.55
22:DA:29:A:OP2	43:DO:32:PRO:HD2	2.06	0.55
22:DA:35:C:H2'	22:DA:36:C:O4'	2.05	0.55
23:DB:65:U:H2'	23:DB:66:C:H6	1.71	0.55
23:DB:437:U:H2'	23:DB:438:G:H8	1.71	0.55
23:DB:599:A:O2'	23:DB:600:G:H5'	2.06	0.55
23:DB:632:A:H2'	23:DB:633:A:C8	2.41	0.55
23:DB:784:G:H5''	25:DC:225:ASN:OD1	2.06	0.55
23:DB:1682:G:H2'	23:DB:1683:U:C6	2.40	0.55
23:DB:2078:C:O2'	23:DB:2079:U:H5'	2.05	0.55
25:DC:131:MET:HA	25:DC:134:ILE:HG12	1.87	0.55
25:DC:140:VAL:HG12	25:DC:141:HIS:N	2.18	0.55
41:DJ:128:ASN:C	41:DJ:129:GLU:HG3	2.27	0.55
42:DN:106:ASP:OD1	42:DN:108:ALA:HB3	2.06	0.55
44:DQ:91:ARG:NH1	49:DR:11:GLN:N	2.51	0.55
1:AA:173:U:H5'	1:AA:197:A:O4'	2.05	0.55
3:AD:2:ARG:O	3:AD:3:TYR:HB3	2.06	0.55
3:AD:3:TYR:C	3:AD:4:LEU:HD12	2.26	0.55
10:AK:111:ASP:HB2	21:AU:19:LYS:CE	2.35	0.55
13:AN:71:GLY:O	13:AN:79:SER:HA	2.06	0.55
15:AP:59:HIS:O	15:AP:63:GLN:HG3	2.05	0.55
23:BB:981:A:H2'	23:BB:982:C:H5''	1.88	0.55
23:BB:1146:C:H2'	23:BB:1147:A:C8	2.42	0.55
23:BB:1733:G:H2'	23:BB:1734:G:C8	2.40	0.55
23:BB:2467:C:H1'	38:BM:122:ALA:HB1	1.87	0.55
35:BV:76:ASP:HA	38:BM:136:MET:HE3	1.87	0.55
40:BH:116:ARG:HH22	40:BH:139:PHE:HB3	1.71	0.55
47:BF:45:ASP:O	47:BF:46:LYS:HB2	2.07	0.55
48:BG:34:ARG:HH11	48:BG:34:ARG:HG2	1.71	0.55
48:BG:85:LYS:HA	48:BG:131:VAL:HG12	1.87	0.55
52:BW:75:ASN:C	52:BW:75:ASN:HD22	2.09	0.55
4:CE:82:HIS:HB2	4:CE:83:PRO:HD2	1.87	0.55
5:CF:89:VAL:O	1:CA:737:C:H5'	2.07	0.55
6:CG:42:VAL:O	6:CG:46:LEU:HB2	2.07	0.55
9:CJ:9:ARG:HG3	9:CJ:99:GLN:NE2	2.22	0.55
11:CL:84:GLY:H	11:CL:94:TYR:HA	1.71	0.55
14:CO:32:LEU:O	14:CO:36:ILE:HG12	2.06	0.55
1:CA:695:A:H61	1:CA:797:C:H1'	1.72	0.55

Continued on next page...

Continued from previous page...

Atom-1	Atom-2	Interatomic distance (Å)	Clash overlap (Å)
1:CA:1071:C:H2'	1:CA:1072:G:C8	2.40	0.55
1:CA:1283:U:H2'	1:CA:1284:C:C6	2.41	0.55
1:CA:1391:U:H2'	1:CA:1392:G:H8	1.70	0.55
23:DB:910:A:H2'	23:DB:911:A:C8	2.42	0.55
23:DB:1141:U:OP2	41:DJ:65:THR:HG21	2.06	0.55
23:DB:1242:U:H2'	23:DB:1243:C:C6	2.41	0.55
23:DB:1327:A:H2'	23:DB:1328:A:O4'	2.05	0.55
24:DI:54:ILE:HD13	24:DI:55:PRO:N	2.21	0.55
25:DC:77:VAL:HG23	25:DC:112:GLY:H	1.70	0.55
28:DP:112:ARG:HB2	28:DP:112:ARG:HH11	1.71	0.55
30:DY:30:ARG:NH1	30:DY:33:HIS:HA	2.21	0.55
32:D4:13:ASN:HD22	32:D4:13:ASN:N	2.04	0.55
37:DL:18:ARG:C	37:DL:19:LEU:HD12	2.27	0.55
40:DH:90:LEU:N	40:DH:90:LEU:HD12	2.21	0.55
42:DN:80:PHE:O	42:DN:85:PRO:HD3	2.05	0.55
52:DW:23:LYS:HD2	52:DW:24:ARG:N	2.21	0.55
52:DW:59:PHE:O	52:DW:60:ALA:CB	2.53	0.55
52:DW:59:PHE:O	52:DW:60:ALA:HB3	2.06	0.55
1:AA:83:C:O2'	1:AA:84:U:H5'	2.06	0.55
1:AA:239:U:H6	1:AA:239:U:C5'	2.19	0.55
1:AA:1391:U:H2'	1:AA:1392:G:H8	1.68	0.55
14:AO:60:VAL:HG11	23:BB:715:A:O4'	2.05	0.55
23:BB:172:A:H2'	23:BB:173:A:H8	1.71	0.55
23:BB:856:G:C1'	52:BW:23:LYS:HB3	2.32	0.55
23:BB:1171:G:H3'	23:BB:1172:C:C4'	2.36	0.55
23:BB:1548:A:H2'	23:BB:1549:A:C8	2.41	0.55
23:BB:1657:U:O2'	23:BB:1658:C:H5'	2.07	0.55
23:BB:1910:G:C6	23:BB:1921:G:C2	2.94	0.55
23:BB:2352:A:N1	52:BW:30:VAL:HG11	2.21	0.55
23:BB:2500:U:H5'	23:BB:2501:C:OP2	2.06	0.55
23:BB:2849:U:H4'	23:BB:2850:A:H5'	1.89	0.55
25:BC:16:VAL:N	25:BC:203:VAL:HG12	2.21	0.55
25:BC:143:VAL:HB	25:BC:153:LEU:HB2	1.88	0.55
25:BC:158:GLY:N	25:BC:194:VAL:HG13	2.22	0.55
28:BP:36:LYS:C	28:BP:37:LYS:HG2	2.27	0.55
35:BV:4:ILE:HB	35:BV:63:ILE:HA	1.87	0.55
37:BL:77:ILE:HB	37:BL:109:LYS:O	2.07	0.55
39:BX:29:ARG:HH11	50:BT:12:ARG:HE	1.53	0.55
41:BJ:34:ARG:HD2	41:BJ:39:LYS:HB3	1.87	0.55
41:BJ:99:ARG:HA	41:BJ:102:GLU:HB2	1.87	0.55
47:BF:77:LYS:HG3	47:BF:79:ARG:NH2	2.22	0.55

Continued on next page...

Continued from previous page...

Atom-1	Atom-2	Interatomic distance (Å)	Clash overlap (Å)
47:BF:126:ASN:ND2	47:BF:156:THR:HA	2.17	0.55
48:BG:66:THR:O	48:BG:70:LEU:HB2	2.06	0.55
4:CE:98:ALA:HB2	4:CE:123:LEU:HG	1.88	0.55
5:CF:29:ILE:HD13	5:CF:64:VAL:HG11	1.89	0.55
7:CH:81:GLY:HA2	1:CA:586:C:H5''	1.89	0.55
12:CM:28:ARG:HH11	12:CM:32:ILE:HD12	1.70	0.55
1:CA:212:G:H2'	1:CA:213:G:C8	2.42	0.55
1:CA:542:G:O2'	1:CA:543:U:H5'	2.06	0.55
1:CA:610:U:O2	1:CA:610:U:O4'	2.23	0.55
21:CU:16:ARG:NE	21:CU:16:ARG:CA	2.69	0.55
23:DB:5:A:H2'	23:DB:6:A:C8	2.41	0.55
23:DB:141:G:H5''	23:DB:142:A:OP2	2.06	0.55
23:DB:155:A:H2'	23:DB:156:A:H8	1.71	0.55
23:DB:165:A:H2'	23:DB:166:U:C6	2.42	0.55
23:DB:170:U:H2'	23:DB:171:U:C6	2.41	0.55
23:DB:259:G:O2'	23:DB:260:G:H5'	2.07	0.55
23:DB:281:C:O2'	23:DB:282:A:H5'	2.07	0.55
23:DB:363:G:H2'	23:DB:364:C:C6	2.41	0.55
23:DB:1080:A:H4'	24:DI:126:ARG:HD2	1.87	0.55
23:DB:2804:U:H2'	23:DB:2805:C:H6	1.67	0.55
25:DC:231:HIS:HA	25:DC:241:LYS:CE	2.35	0.55
29:DE:108:ILE:CD1	29:DE:180:LEU:HB2	2.36	0.55
36:D2:3:ARG:HA	36:D2:3:ARG:NE	2.20	0.55
42:DN:55:ALA:HA	42:DN:80:PHE:CE1	2.41	0.55
47:DF:109:ARG:HB3	47:DF:135:ILE:CD1	2.34	0.55
52:DW:30:VAL:HG13	52:DW:30:VAL:O	2.07	0.55
1:AA:215:C:H2'	1:AA:216:U:H6	1.70	0.55
1:AA:522:C:H41	11:AL:49:ARG:NH2	2.01	0.55
3:AD:29:THR:HB	3:AD:30:LYS:HZ3	1.71	0.55
4:AE:158:LYS:HZ1	7:AH:63:LYS:CD	2.10	0.55
6:AG:58:LEU:O	6:AG:62:GLU:HB2	2.07	0.55
8:AI:94:ARG:HA	8:AI:97:LEU:HD12	1.88	0.55
9:AJ:78:GLU:O	9:AJ:80:THR:N	2.38	0.55
10:AK:28:ASN:HD21	10:AK:46:ALA:HB3	1.70	0.55
14:AO:78:TYR:CZ	14:AO:82:ILE:HD11	2.42	0.55
23:BB:634:C:H2'	23:BB:635:C:H6	1.72	0.55
23:BB:1729:U:H5'	23:BB:1730:C:OP2	2.07	0.55
23:BB:1908:C:H2'	23:BB:1909:C:H4'	1.87	0.55
23:BB:2185:U:H2'	23:BB:2186:G:O4'	2.06	0.55
23:BB:2305:U:C4	47:BF:151:LEU:HA	2.41	0.55
23:BB:2567:G:H2'	23:BB:2568:U:C6	2.42	0.55

Continued on next page...

Continued from previous page...

Atom-1	Atom-2	Interatomic distance (Å)	Clash overlap (Å)
23:BB:2722:G:H2'	23:BB:2723:C:C6	2.42	0.55
25:BC:202:ARG:HB2	25:BC:202:ARG:HH21	1.72	0.55
27:BK:43:ILE:HD13	27:BK:56:ASP:HB2	1.88	0.55
28:BP:6:GLN:HA	28:BP:9:GLN:HG2	1.89	0.55
34:B3:49:VAL:HG11	34:B3:57:VAL:HG21	1.89	0.55
35:BV:77:VAL:HG23	35:BV:89:ILE:HG22	1.88	0.55
47:BF:35:LEU:CD2	47:BF:153:ILE:HG12	2.35	0.55
48:BG:17:LYS:HA	48:BG:17:LYS:NZ	2.22	0.55
48:BG:97:VAL:HG11	48:BG:123:GLU:HA	1.88	0.55
48:BG:148:ARG:HD3	48:BG:152:ARG:CZ	2.36	0.55
50:BT:54:GLU:HB3	50:BT:88:LYS:HB2	1.87	0.55
53:B6:6:LEU:HD12	53:B6:143:LEU:HD22	1.87	0.55
2:CC:174:LEU:HD21	2:CC:200:TRP:CD1	2.41	0.55
4:CE:131:ASN:ND2	4:CE:133:ILE:HB	2.22	0.55
6:CG:108:ARG:HG2	6:CG:115:MET:HE3	1.87	0.55
8:CI:17:ARG:HD2	1:CA:1147:C:O2'	2.07	0.55
18:CS:68:HIS:HB3	18:CS:72:GLU:OE2	2.07	0.55
1:CA:17:U:H2'	1:CA:18:C:H6	1.72	0.55
1:CA:173:U:H5'	1:CA:197:A:O4'	2.06	0.55
23:DB:1661:G:O2'	23:DB:1662:U:H5'	2.06	0.55
23:DB:2869:G:H2'	23:DB:2870:C:C6	2.41	0.55
25:DC:12:ARG:O	25:DC:12:ARG:HD3	2.06	0.55
25:DC:71:ASP:HA	25:DC:117:SER:O	2.05	0.55
27:DK:109:SER:HB2	27:DK:111:LYS:HZ1	1.71	0.55
28:DP:57:ALA:HA	28:DP:73:PHE:O	2.07	0.55
29:DE:147:LEU:HB3	29:DE:186:VAL:HG23	1.87	0.55
35:DV:64:VAL:HG22	35:DV:69:GLU:HB3	1.87	0.55
37:DL:100:ILE:HG12	37:DL:100:ILE:O	2.06	0.55
38:DM:102:LEU:HD22	38:DM:102:LEU:H	1.71	0.55
40:DH:82:SER:HB2	40:DH:94:ILE:HD11	1.88	0.55
42:DN:96:ARG:HG2	42:DN:98:LEU:HD22	1.88	0.55
47:DF:77:LYS:HG3	47:DF:79:ARG:NH2	2.21	0.55
49:DR:14:VAL:HG11	49:DR:20:VAL:HG21	1.88	0.55
53:D6:52:LEU:HA	53:D6:55:ILE:HG22	1.89	0.55
53:D6:180:GLU:O	53:D6:184:LEU:HG	2.05	0.55
1:AA:208:U:H2'	1:AA:210:C:C2	2.42	0.55
1:AA:213:G:N3	1:AA:213:G:H2'	2.20	0.55
1:AA:1508:A:H2'	1:AA:1509:C:H6	1.71	0.55
6:AG:3:ARG:O	6:AG:5:VAL:HG22	2.06	0.55
22:BA:94:A:H2'	22:BA:95:U:O4'	2.06	0.55
23:BB:437:U:H2'	23:BB:438:G:C8	2.42	0.55

Continued on next page...

Continued from previous page...

Atom-1	Atom-2	Interatomic distance (Å)	Clash overlap (Å)
23:BB:532:A:H4'	23:BB:533:G:C8	2.42	0.55
23:BB:632:A:H2'	23:BB:633:A:C8	2.41	0.55
23:BB:668:A:H2'	23:BB:670:A:H62	1.72	0.55
23:BB:2889:C:O2'	23:BB:2890:G:H5'	2.07	0.55
25:BC:20:ASN:ND2	25:BC:23:LEU:HD13	2.21	0.55
25:BC:77:VAL:HG23	25:BC:112:GLY:H	1.70	0.55
26:BD:133:THR:HG23	26:BD:134:HIS:N	2.19	0.55
28:BP:61:ARG:HH21	28:BP:61:ARG:HB3	1.72	0.55
29:BE:146:VAL:HA	29:BE:185:LYS:O	2.07	0.55
38:BM:94:ALA:O	38:BM:96:ILE:HG23	2.07	0.55
41:BJ:18:VAL:HG12	41:BJ:54:ILE:HD11	1.88	0.55
42:BN:96:ARG:HG2	42:BN:98:LEU:HD22	1.87	0.55
47:BF:1:ALA:HB2	47:BF:93:GLU:OE2	2.06	0.55
47:BF:119:LYS:HA	47:BF:121:PHE:CZ	2.41	0.55
2:CC:39:ARG:NH1	2:CC:56:ILE:HD12	2.21	0.55
9:CJ:53:ILE:HG13	13:CN:84:ARG:CZ	2.35	0.55
19:CT:66:ILE:HG23	19:CT:70:LYS:HD3	1.89	0.55
1:CA:843:U:H3'	1:CA:844:G:H5'	1.88	0.55
1:CA:1118:U:H2'	1:CA:1119:C:H6	1.72	0.55
23:DB:851:C:H2'	23:DB:852:U:H6	1.72	0.55
23:DB:873:C:H2'	23:DB:874:G:H8	1.72	0.55
23:DB:2134:A:O2'	23:DB:2135:A:H4'	2.07	0.55
23:DB:2834:G:H1'	23:DB:2883:A:H61	1.71	0.55
28:DP:59:THR:OG1	28:DP:72:VAL:HG12	2.07	0.55
34:D3:49:VAL:HG11	34:D3:57:VAL:HG21	1.87	0.55
38:DM:118:LYS:C	38:DM:120:ALA:H	2.08	0.55
52:DW:30:VAL:HA	52:DW:60:ALA:O	2.07	0.55
53:D6:113:ASP:HA	53:D6:116:ARG:CD	2.37	0.55
1:AA:212:G:H2'	1:AA:213:G:C8	2.41	0.55
1:AA:539:A:H2'	1:AA:540:G:H8	1.71	0.55
1:AA:719:C:H1'	17:AR:37:LYS:HB2	1.86	0.55
4:AE:148:SER:O	4:AE:152:VAL:HG23	2.06	0.55
14:AO:56:LEU:HD12	14:AO:59:MET:HE3	1.89	0.55
20:AB:138:ARG:HD3	20:AB:141:GLU:OE1	2.07	0.55
21:AU:38:GLU:C	21:AU:40:PRO:HD2	2.27	0.55
23:BB:287:G:H2'	23:BB:288:U:H6	1.70	0.55
23:BB:686:U:H1'	36:B2:6:GLN:O	2.07	0.55
23:BB:1407:G:H2'	23:BB:1408:G:H8	1.71	0.55
23:BB:2220:U:O2'	23:BB:2221:G:H5'	2.07	0.55
23:BB:2312:U:O2	47:BF:38:GLY:HA3	2.07	0.55
23:BB:2336:A:H61	52:BW:40:ARG:HD2	1.72	0.55

Continued on next page...

Continued from previous page...

Atom-1	Atom-2	Interatomic distance (Å)	Clash overlap (Å)
23:BB:2391:G:O6	23:BB:2425:A:H8	1.88	0.55
25:BC:216:ARG:HG3	25:BC:216:ARG:HH11	1.71	0.55
26:BD:55:LYS:HZ1	26:BD:60:VAL:HG13	1.70	0.55
26:BD:121:THR:O	26:BD:122:VAL:HB	2.06	0.55
26:BD:182:ALA:O	26:BD:184:ARG:N	2.38	0.55
29:BE:176:ASP:OD1	29:BE:178:VAL:HG12	2.06	0.55
40:BH:94:ILE:HG22	40:BH:99:ILE:HD11	1.88	0.55
43:BO:30:ARG:HD2	43:BO:31:THR:N	2.22	0.55
43:BO:56:LYS:O	43:BO:60:GLU:HG3	2.06	0.55
47:BF:71:LYS:NZ	47:BF:73:VAL:HB	2.22	0.55
3:CD:105:GLY:HA3	3:CD:158:LEU:HD23	1.89	0.55
3:CD:170:LEU:HA	3:CD:182:LYS:HB2	1.87	0.55
9:CJ:66:GLU:HB3	13:CN:98:ALA:HB2	1.87	0.55
1:CA:239:U:H6	1:CA:239:U:C5'	2.19	0.55
22:DA:111:U:H2'	22:DA:112:G:C8	2.42	0.55
23:DB:84:A:H4'	23:DB:85:G:O5'	2.07	0.55
23:DB:419:U:H2'	23:DB:420:C:H6	1.71	0.55
23:DB:649:G:H2'	23:DB:650:C:C6	2.41	0.55
23:DB:686:U:H1'	36:D2:6:GLN:O	2.07	0.55
23:DB:776:G:H4'	23:DB:777:G:O5'	2.07	0.55
23:DB:1114:C:H2'	23:DB:1115:G:O4'	2.06	0.55
23:DB:2194:U:H2'	23:DB:2195:U:H6	1.71	0.55
23:DB:2360:G:H4'	37:DL:61:LEU:HD11	1.89	0.55
23:DB:2415:G:H2'	23:DB:2416:C:C6	2.41	0.55
23:DB:2514:U:H2'	23:DB:2515:C:C6	2.41	0.55
23:DB:2543:G:H8	23:DB:2543:G:H5'	1.71	0.55
23:DB:2813:A:H2'	23:DB:2814:A:H8	1.71	0.55
25:DC:155:ARG:HH11	25:DC:155:ARG:CB	2.20	0.55
40:DH:97:ARG:HD2	40:DH:97:ARG:H	1.72	0.55
41:DJ:70:THR:HG22	41:DJ:90:GLU:CD	2.26	0.55
43:DO:67:ASN:H	43:DO:70:ALA:HB3	1.69	0.55
46:DU:51:LEU:N	46:DU:53:GLN:NE2	2.54	0.55
49:DR:72:VAL:HG23	49:DR:89:HIS:HB3	1.89	0.55
50:DT:34:VAL:HG23	50:DT:81:LYS:HB3	1.89	0.55
1:AA:868:C:H2'	1:AA:869:G:O4'	2.07	0.55
1:AA:1000:A:H2'	1:AA:1001:C:H6	1.72	0.55
1:AA:1314:C:H3'	18:AS:5:LYS:NZ	2.21	0.55
3:AD:116:LEU:O	3:AD:121:ALA:HB3	2.07	0.55
6:AG:4:ARG:O	6:AG:5:VAL:HG13	2.07	0.55
8:AI:33:SER:OG	8:AI:36:GLN:HB2	2.06	0.55
23:BB:64:A:H2'	23:BB:65:U:C6	2.42	0.55

Continued on next page...

Continued from previous page...

Atom-1	Atom-2	Interatomic distance (Å)	Clash overlap (Å)
23:BB:608:A:H2'	23:BB:609:A:C8	2.41	0.55
23:BB:670:A:H4'	23:BB:671:C:C5'	2.36	0.55
23:BB:741:U:H2'	23:BB:742:A:C8	2.41	0.55
23:BB:848:C:H2'	23:BB:849:A:H8	1.72	0.55
23:BB:1018:U:O2'	23:BB:1019:U:H5'	2.05	0.55
23:BB:1796:U:H2'	23:BB:1797:G:C8	2.42	0.55
23:BB:2899:A:H2'	23:BB:2900:A:C8	2.42	0.55
24:BI:17:ALA:O	24:BI:18:ASN:HB3	2.07	0.55
24:BI:58:ILE:HD12	24:BI:58:ILE:N	2.21	0.55
24:BI:112:LYS:O	24:BI:116:MET:HG3	2.06	0.55
27:BK:19:VAL:HB	27:BK:41:ILE:HD11	1.89	0.55
28:BP:91:VAL:CG2	28:BP:96:LEU:HD21	2.37	0.55
38:BM:102:LEU:H	38:BM:102:LEU:HD22	1.72	0.55
40:BH:89:LYS:HA	40:BH:89:LYS:HZ2	1.71	0.55
41:BJ:34:ARG:HG3	41:BJ:34:ARG:HH11	1.71	0.55
42:BN:90:ARG:HG2	42:BN:94:TYR:HD1	1.72	0.55
43:BO:31:THR:HG23	43:BO:34:HIS:O	2.07	0.55
45:BS:5:ALA:HB3	45:BS:54:ALA:HB2	1.89	0.55
47:BF:45:ASP:O	47:BF:47:LYS:HD3	2.07	0.55
50:BT:12:ARG:HB3	50:BT:12:ARG:HH11	1.69	0.55
53:B6:40:HIS:O	53:B6:41:LEU:C	2.45	0.55
53:B6:83:ILE:O	53:B6:88:LEU:HB2	2.07	0.55
53:B6:111:ARG:O	53:B6:115:VAL:HG23	2.07	0.55
7:CH:8:ASP:OD1	7:CH:12:ARG:HD2	2.07	0.55
10:CK:108:ASN:ND2	21:CU:6:ARG:HG3	2.22	0.55
12:CM:47:LEU:HD12	12:CM:51:GLN:HB2	1.87	0.55
1:CA:590:U:H2'	1:CA:591:U:H6	1.72	0.55
1:CA:1503:A:C8	1:CA:1531:A:H1'	2.41	0.55
21:CU:27:VAL:O	21:CU:31:VAL:HG23	2.07	0.55
23:DB:1316:U:H2'	23:DB:1317:G:C8	2.42	0.55
23:DB:1459:G:O2'	23:DB:1460:U:H5'	2.05	0.55
23:DB:1485:U:H2'	23:DB:1486:U:H6	1.72	0.55
23:DB:2052:A:O4'	26:DD:147:GLY:HA3	2.07	0.55
23:DB:2479:U:OP1	23:DB:2537:U:H1'	2.06	0.55
23:DB:2897:U:H2'	23:DB:2898:U:C6	2.42	0.55
25:DC:66:PHE:HB2	25:DC:150:GLY:O	2.07	0.55
26:DD:121:THR:O	26:DD:122:VAL:HB	2.07	0.55
28:DP:5:LYS:NZ	28:DP:9:GLN:HB3	2.21	0.55
32:D4:1:MET:HB3	32:D4:34:LYS:HE3	1.89	0.55
40:DH:135:HIS:H	40:DH:138:VAL:HB	1.72	0.55
42:DN:96:ARG:HH11	42:DN:116:VAL:HG23	1.70	0.55

Continued on next page...

Continued from previous page...

Atom-1	Atom-2	Interatomic distance (Å)	Clash overlap (Å)
43:DO:40:ILE:HA	43:DO:47:VAL:HA	1.89	0.55
46:DU:5:ARG:HG2	46:DU:5:ARG:HH21	1.71	0.55
46:DU:86:PHE:CD1	46:DU:90:LYS:HB2	2.42	0.55
47:DF:56:LEU:HD22	47:DF:59:ILE:HD12	1.89	0.55
48:DG:148:ARG:HD2	48:DG:149:ALA:N	2.22	0.55
1:AA:93:U:OP1	1:AA:94:G:OP2	2.25	0.55
1:AA:154:U:H2'	1:AA:155:A:H8	1.72	0.55
1:AA:470:C:H2'	1:AA:471:U:H6	1.72	0.55
1:AA:744:C:O2'	1:AA:745:G:H5'	2.07	0.55
1:AA:1027:C:H2'	1:AA:1028:C:O4'	2.07	0.55
2:AC:149:LYS:HG3	2:AC:168:ARG:HB2	1.88	0.55
12:AM:33:LEU:HD13	12:AM:39:ALA:O	2.07	0.55
23:BB:127:A:H5''	23:BB:128:C:C6	2.41	0.55
23:BB:909:A:H2'	23:BB:912:C:H5	1.71	0.55
23:BB:1723:G:C2'	23:BB:1724:G:H5'	2.36	0.55
23:BB:2061:G:H5''	23:BB:2503:A:C2	2.42	0.55
24:BI:77:VAL:HA	24:BI:80:LYS:CE	2.37	0.55
25:BC:12:ARG:HD3	25:BC:12:ARG:O	2.07	0.55
25:BC:35:LYS:HG2	25:BC:36:ASN:H	1.71	0.55
34:B3:14:LYS:O	34:B3:21:PHE:O	2.24	0.55
37:BL:118:THR:O	37:BL:120:VAL:HG23	2.07	0.55
37:BL:119:PRO:HG3	37:BL:138:ALA:O	2.07	0.55
40:BH:116:ARG:CG	40:BH:131:SER:HB2	2.36	0.55
40:BH:130:VAL:O	40:BH:130:VAL:HG23	2.07	0.55
40:BH:131:SER:HB3	40:BH:140:ALA:O	2.06	0.55
42:BN:71:ARG:HG2	42:BN:71:ARG:HH21	1.72	0.55
45:BS:36:LEU:H	45:BS:36:LEU:CD2	2.20	0.55
49:BR:14:VAL:HG11	49:BR:20:VAL:HG21	1.89	0.55
53:B6:51:PRO:O	53:B6:55:ILE:HG22	2.07	0.55
3:CD:3:TYR:C	3:CD:4:LEU:HD12	2.26	0.55
5:CF:92:THR:HG22	5:CF:94:HIS:N	2.08	0.55
6:CG:26:VAL:HG12	6:CG:42:VAL:HG11	1.88	0.55
8:CI:9:GLY:O	8:CI:16:ALA:HB3	2.07	0.55
11:CL:56:LEU:HD21	11:CL:81:ILE:HG13	1.88	0.55
1:CA:1527:U:H2'	1:CA:1528:U:C6	2.41	0.55
23:DB:365:U:H2'	23:DB:366:C:H6	1.67	0.55
23:DB:1099:G:C8	24:DI:3:LYS:CB	2.90	0.55
23:DB:1175:A:C3'	23:DB:1176:U:H5'	2.37	0.55
23:DB:1439:A:N7	23:DB:1440:U:C6	2.75	0.55
23:DB:1652:A:OP1	42:DN:8:ARG:HD3	2.07	0.55
23:DB:1796:U:H2'	23:DB:1797:G:C8	2.41	0.55

Continued on next page...

Continued from previous page...

Atom-1	Atom-2	Interatomic distance (Å)	Clash overlap (Å)
23:DB:1805:A:N3	25:DC:49:THR:HG23	2.22	0.55
23:DB:2418:A:OP1	34:D3:44:ARG:HD3	2.07	0.55
28:DP:59:THR:HA	28:DP:71:ARG:O	2.07	0.55
28:DP:94:ALA:C	28:DP:95:LYS:HD2	2.27	0.55
29:DE:48:THR:HG23	29:DE:51:GLU:HG3	1.89	0.55
42:DN:78:LYS:O	42:DN:82:GLU:HB2	2.07	0.55
45:DS:82:MET:HE1	45:DS:84:ARG:HH22	1.72	0.55
46:DU:5:ARG:HH22	46:DU:93:ARG:HD3	1.71	0.55
48:DG:66:THR:O	48:DG:70:LEU:HB2	2.06	0.55
48:DG:134:GLY:HA3	48:DG:140:ILE:HG21	1.88	0.55
53:D6:123:GLU:HA	53:D6:126:ARG:HH11	1.71	0.55
1:AA:87:C:H2'	1:AA:88:U:C4'	2.36	0.55
1:AA:532:A:H62	2:AC:191:THR:CB	2.18	0.55
1:AA:1032:G:H2'	1:AA:1033:G:C4'	2.36	0.55
1:AA:1253:G:H2'	1:AA:1254:A:C8	2.42	0.55
1:AA:1432:G:H1'	1:AA:1468:A:H61	1.72	0.55
2:AC:174:LEU:HD21	2:AC:200:TRP:CD1	2.40	0.55
4:AE:98:ALA:HB2	4:AE:123:LEU:HG	1.88	0.55
20:AB:162:VAL:HG13	20:AB:184:ALA:HB2	1.88	0.55
23:BB:858:G:H21	23:BB:2268:A:H3'	1.71	0.55
23:BB:1000:A:H2'	23:BB:1001:A:C8	2.42	0.55
23:BB:1441:G:H2'	23:BB:1442:U:C6	2.41	0.55
23:BB:1859:U:H2'	23:BB:1860:G:H8	1.69	0.55
23:BB:2740:A:H2'	23:BB:2741:A:C8	2.41	0.55
23:BB:2813:A:H2'	23:BB:2814:A:H8	1.72	0.55
23:BB:2861:U:H2'	23:BB:2862:G:H8	1.72	0.55
26:BD:56:LYS:CD	26:BD:58:ASN:HB3	2.37	0.55
28:BP:57:ALA:HA	28:BP:73:PHE:O	2.07	0.55
40:BH:66:ASN:HD22	40:BH:66:ASN:N	2.03	0.55
41:BJ:11:VAL:HG11	41:BJ:13:ARG:HE	1.71	0.55
41:BJ:59:ALA:HB1	41:BJ:101:ILE:HG13	1.88	0.55
53:B6:108:GLU:O	53:B6:112:LYS:HG3	2.07	0.55
2:CC:139:ASN:O	2:CC:143:LEU:HD22	2.06	0.55
4:CE:113:VAL:HG23	4:CE:114:LEU:N	2.22	0.55
13:CN:71:GLY:O	13:CN:79:SER:HA	2.07	0.55
1:CA:98:A:H2'	1:CA:99:C:H6	1.72	0.55
1:CA:513:C:H2'	1:CA:514:C:H6	1.72	0.55
23:DB:125:A:C6	36:D2:10:LEU:HD23	2.41	0.55
23:DB:141:G:C6	50:DT:2:ILE:HG23	2.41	0.55
23:DB:699:A:H2'	23:DB:700:G:O4'	2.07	0.55
23:DB:921:C:H2'	23:DB:922:C:C6	2.42	0.55

Continued on next page...

Continued from previous page...

Atom-1	Atom-2	Interatomic distance (Å)	Clash overlap (Å)
23:DB:1729:U:H5'	23:DB:1730:C:OP2	2.06	0.55
23:DB:2021:C:OP1	31:D0:8:THR:HG21	2.07	0.55
23:DB:2821:A:OP2	26:DD:115:GLY:HA3	2.07	0.55
23:DB:2876:G:H5''	28:DP:2:ASN:HB2	1.88	0.55
25:DC:124:LYS:N	25:DC:191:LEU:HD13	2.22	0.55
26:DD:7:LYS:HG2	26:DD:198:GLY:HA2	1.88	0.55
38:DM:35:ALA:HB3	38:DM:99:GLY:H	1.71	0.55
40:DH:100:ALA:O	40:DH:103:VAL:HG12	2.06	0.55
48:DG:34:ARG:N	48:DG:34:ARG:HD3	2.21	0.55
1:AA:263:A:P	19:AT:73:ARG:HH12	2.29	0.54
1:AA:328:C:H4'	1:AA:329:A:H5'	1.89	0.54
1:AA:420:U:H2'	1:AA:422:C:C5	2.42	0.54
1:AA:683:G:O2'	1:AA:684:U:H5'	2.07	0.54
1:AA:882:C:O2'	1:AA:883:C:H5'	2.07	0.54
1:AA:1180:A:H5''	1:AA:1181:G:OP2	2.07	0.54
3:AD:172:VAL:HG23	3:AD:178:GLU:O	2.06	0.54
6:AG:42:VAL:O	6:AG:46:LEU:HB2	2.07	0.54
6:AG:104:VAL:HG12	6:AG:108:ARG:HD2	1.89	0.54
6:AG:149:ALA:HB2	10:AK:55:ARG:CZ	2.36	0.54
9:AJ:53:ILE:HG13	13:AN:84:ARG:CZ	2.37	0.54
11:AL:20:VAL:HB	11:AL:94:TYR:HE1	1.72	0.54
12:AM:82:LEU:HD21	18:AS:65:MET:HB2	1.88	0.54
23:BB:417:C:H2'	23:BB:418:C:H6	1.72	0.54
23:BB:1104:C:H2'	23:BB:1105:U:C6	2.43	0.54
23:BB:1316:U:H2'	23:BB:1317:G:C8	2.42	0.54
29:BE:105:LEU:HA	29:BE:108:ILE:CG2	2.37	0.54
29:BE:108:ILE:CD1	29:BE:180:LEU:HB2	2.37	0.54
36:B2:3:ARG:NE	36:B2:3:ARG:HA	2.23	0.54
38:BM:35:ALA:HB3	38:BM:99:GLY:H	1.72	0.54
40:BH:117:LEU:CD2	40:BH:130:VAL:HG12	2.37	0.54
42:BN:65:LEU:HD11	42:BN:69:ARG:NH2	2.22	0.54
43:BO:93:ASP:C	43:BO:95:SER:H	2.10	0.54
44:BQ:43:GLN:NE2	49:BR:77:PHE:HB3	2.22	0.54
47:BF:43:ILE:HG23	47:BF:44:ALA:N	2.21	0.54
47:BF:90:LEU:C	47:BF:91:ARG:HD3	2.27	0.54
53:B6:71:TRP:HA	53:B6:71:TRP:CE3	2.42	0.54
53:B6:118:VAL:HG21	53:B6:183:ILE:HG21	1.88	0.54
8:CI:64:ILE:HG21	8:CI:78:ILE:HG12	1.89	0.54
10:CK:64:VAL:O	10:CK:68:ARG:HB2	2.06	0.54
11:CL:106:VAL:HG23	11:CL:116:TYR:HB3	1.89	0.54
14:CO:56:LEU:HD12	14:CO:59:MET:HE3	1.88	0.54

Continued on next page...

Continued from previous page...

Atom-1	Atom-2	Interatomic distance (Å)	Clash overlap (Å)
15:CP:2:VAL:O	15:CP:65:ALA:HA	2.06	0.54
15:CP:46:LYS:HE3	1:CA:617:G:H4'	1.89	0.54
18:CS:9:PHE:CE1	1:CA:1318:A:H4'	2.42	0.54
20:CB:162:VAL:HG13	20:CB:184:ALA:HB2	1.89	0.54
1:CA:219:U:H2'	1:CA:220:G:H8	1.71	0.54
1:CA:600:A:H2'	1:CA:601:G:H8	1.72	0.54
22:DA:39:A:O2'	22:DA:40:U:H5'	2.07	0.54
23:DB:687:C:H5'	36:D2:4:THR:O	2.07	0.54
23:DB:850:U:O2'	30:DY:22:THR:HA	2.06	0.54
23:DB:1654:A:O2'	26:DD:118:PHE:HA	2.07	0.54
23:DB:1866:A:H2'	23:DB:1867:G:O4'	2.07	0.54
23:DB:2567:G:H2'	23:DB:2568:U:C6	2.42	0.54
25:DC:71:ASP:O	25:DC:73:ILE:HG12	2.07	0.54
27:DK:113:MET:SD	27:DK:116:ILE:HD11	2.47	0.54
33:D1:3:GLY:O	33:D1:4:ILE:HG12	2.07	0.54
41:DJ:35:ARG:HG3	41:DJ:40:HIS:CD2	2.43	0.54
42:DN:31:HIS:O	42:DN:33:ILE:HG13	2.06	0.54
52:DW:37:VAL:CG1	52:DW:38:ARG:H	2.16	0.54
53:D6:61:PRO:HD2	53:D6:66:LEU:HA	1.89	0.54
1:AA:86:G:N2	1:AA:87:C:N4	2.54	0.54
1:AA:475:C:H2'	1:AA:476:U:C6	2.43	0.54
1:AA:610:U:O4'	1:AA:610:U:O2	2.23	0.54
3:AD:55:ARG:HA	3:AD:55:ARG:NE	2.22	0.54
13:AN:5:MET:HB3	13:AN:62:ARG:HH12	1.72	0.54
23:BB:49:A:H5''	23:BB:51:G:O4'	2.08	0.54
23:BB:129:C:H2'	23:BB:130:C:H6	1.72	0.54
23:BB:170:U:H2'	23:BB:171:U:H6	1.72	0.54
23:BB:197:A:H62	23:BB:2430:A:H2'	1.71	0.54
23:BB:599:A:O2'	23:BB:600:G:H5'	2.06	0.54
23:BB:864:G:O2'	23:BB:865:C:H5'	2.07	0.54
23:BB:1561:C:H2'	23:BB:1562:U:C6	2.42	0.54
26:BD:7:LYS:HG2	26:BD:198:GLY:HA2	1.90	0.54
29:BE:176:ASP:HB3	29:BE:179:SER:HB2	1.89	0.54
38:BM:118:LYS:C	38:BM:120:ALA:H	2.10	0.54
43:BO:35:ILE:HG13	43:BO:71:ALA:CB	2.38	0.54
46:BU:85:ARG:CD	46:BU:86:PHE:H	2.19	0.54
53:B6:67:VAL:HG12	53:B6:99:LEU:O	2.06	0.54
2:CC:42:LEU:HD21	2:CC:90:VAL:HG22	1.89	0.54
6:CG:59:GLU:O	6:CG:63:VAL:HG23	2.07	0.54
14:CO:45:GLU:HG2	14:CO:46:HIS:N	2.22	0.54
20:CB:27:LYS:HA	20:CB:30:ILE:HD12	1.89	0.54

Continued on next page...

Continued from previous page...

Atom-1	Atom-2	Interatomic distance (Å)	Clash overlap (Å)
20:CB:159:ALA:HB1	20:CB:183:PHE:HE1	1.73	0.54
23:DB:693:A:H2'	23:DB:694:U:H6	1.72	0.54
23:DB:1259:G:H2'	23:DB:1260:A:H8	1.73	0.54
23:DB:1354:A:H2'	23:DB:1355:G:O4'	2.08	0.54
23:DB:1441:G:H2'	23:DB:1442:U:C6	2.42	0.54
23:DB:1565:C:H5''	25:DC:17:LYS:HZ1	1.72	0.54
23:DB:1597:A:C5'	23:DB:1598:A:H5'	2.35	0.54
23:DB:2327:A:H2'	23:DB:2328:A:C8	2.43	0.54
26:DD:109:VAL:HG11	26:DD:193:VAL:HG11	1.88	0.54
28:DP:110:LYS:HD2	28:DP:110:LYS:N	2.21	0.54
35:DV:4:ILE:HB	35:DV:63:ILE:HA	1.89	0.54
37:DL:55:MET:HE2	37:DL:59:ARG:CZ	2.37	0.54
37:DL:56:PRO:O	37:DL:59:ARG:HB2	2.08	0.54
37:DL:82:LEU:O	37:DL:85:VAL:HG12	2.08	0.54
38:DM:108:VAL:HG21	38:DM:112:LEU:HD12	1.87	0.54
40:DH:88:GLY:O	40:DH:125:THR:HG23	2.08	0.54
41:DJ:2:LYS:O	41:DJ:3:THR:HG23	2.07	0.54
41:DJ:84:ILE:O	41:DJ:84:ILE:HG23	2.06	0.54
42:DN:65:LEU:HD11	42:DN:69:ARG:NH2	2.22	0.54
42:DN:114:GLU:HG2	42:DN:115:LEU:N	2.21	0.54
45:DS:17:VAL:C	45:DS:19:LEU:N	2.60	0.54
46:DU:51:LEU:H	46:DU:53:GLN:NE2	2.05	0.54
47:DF:35:LEU:CD2	47:DF:153:ILE:HG12	2.34	0.54
47:DF:42:ALA:O	47:DF:43:ILE:C	2.44	0.54
47:DF:163:GLU:HA	47:DF:166:ARG:HD3	1.89	0.54
50:DT:11:LEU:CD2	50:DT:46:ALA:HB1	2.31	0.54
52:DW:18:LYS:CA	52:DW:36:ILE:HG12	2.32	0.54
52:DW:54:ARG:NH1	52:DW:54:ARG:HB2	2.22	0.54
53:D6:74:ASN:N	53:D6:74:ASN:ND2	2.53	0.54
1:AA:783:C:O2'	1:AA:784:A:H5'	2.06	0.54
1:AA:1147:C:H1'	8:AI:17:ARG:NH1	2.22	0.54
3:AD:153:ARG:HG3	3:AD:154:VAL:H	1.72	0.54
18:AS:14:LEU:O	18:AS:18:VAL:HG12	2.07	0.54
20:AB:85:SER:CB	20:AB:221:ARG:HH12	2.20	0.54
22:BA:13:G:N2	22:BA:16:G:N3	2.55	0.54
23:BB:419:U:H2'	23:BB:420:C:H6	1.69	0.54
23:BB:674:G:H5''	29:BE:71:GLY:N	2.22	0.54
23:BB:861:A:H2'	23:BB:862:G:O4'	2.07	0.54
23:BB:1866:A:H2'	23:BB:1867:G:O4'	2.07	0.54
23:BB:2626:C:O2'	23:BB:2627:G:H5'	2.08	0.54
23:BB:2886:A:N7	31:B0:39:ARG:NH2	2.52	0.54

Continued on next page...

Continued from previous page...

Atom-1	Atom-2	Interatomic distance (Å)	Clash overlap (Å)
32:B4:25:VAL:HG11	32:B4:35:GLN:NE2	2.23	0.54
33:B1:40:PRO:O	33:B1:43:ARG:HG3	2.07	0.54
40:BH:31:VAL:CB	40:BH:32:PRO:CD	2.84	0.54
43:BO:67:ASN:H	43:BO:70:ALA:HB3	1.71	0.54
45:BS:18:ARG:HB3	45:BS:76:VAL:CG2	2.36	0.54
46:BU:94:PHE:HB3	46:BU:101:THR:HA	1.89	0.54
47:BF:43:ILE:N	47:BF:46:LYS:HZ3	2.05	0.54
51:BZ:31:PRO:HB2	51:BZ:33:LEU:CD1	2.35	0.54
52:BW:8:SER:O	52:BW:9:THR:HB	2.07	0.54
53:B6:43:VAL:HG21	53:B6:52:LEU:HD12	1.88	0.54
53:B6:69:GLN:NE2	53:B6:98:ALA:HB2	2.22	0.54
2:CC:126:ARG:HH22	2:CC:191:THR:H	1.55	0.54
5:CF:47:LEU:HD21	5:CF:57:ALA:HB2	1.90	0.54
6:CG:2:ARG:HB3	6:CG:2:ARG:HH11	1.72	0.54
8:CI:51:LEU:HB3	8:CI:56:MET:CB	2.38	0.54
11:CL:35:ARG:HH21	11:CL:36:VAL:CG2	2.16	0.54
12:CM:89:ARG:HB3	12:CM:96:VAL:HG22	1.88	0.54
20:CB:16:GLY:HA3	20:CB:39:ILE:HA	1.89	0.54
20:CB:48:MET:CE	20:CB:198:VAL:HB	2.37	0.54
1:CA:491:G:O2'	1:CA:492:C:H5'	2.07	0.54
1:CA:1465:A:H2'	1:CA:1466:C:C6	2.42	0.54
23:DB:670:A:H4'	23:DB:671:C:C5'	2.36	0.54
23:DB:1416:G:HO2'	23:DB:1417:C:H6	1.53	0.54
23:DB:2364:C:H4'	52:DW:55:ASP:OD1	2.06	0.54
23:DB:2365:G:O2'	52:DW:59:PHE:CE1	2.61	0.54
29:DE:105:LEU:HA	29:DE:108:ILE:CG2	2.37	0.54
38:DM:19:GLY:CA	38:DM:38:ARG:HH22	2.21	0.54
40:DH:5:LEU:C	40:DH:6:LEU:HD12	2.28	0.54
42:DN:33:ILE:HD12	42:DN:33:ILE:O	2.07	0.54
46:DU:26:ASN:N	46:DU:26:ASN:ND2	2.54	0.54
47:DF:92:GLY:O	47:DF:95:MET:HB3	2.07	0.54
48:DG:15:ASP:CB	48:DG:26:LYS:HB3	2.37	0.54
53:D6:59:THR:O	53:D6:61:PRO:HD3	2.08	0.54
1:AA:423:G:H2'	1:AA:424:G:O4'	2.07	0.54
1:AA:1089:G:H1'	1:AA:1167:A:N6	2.23	0.54
8:AI:9:GLY:O	8:AI:16:ALA:HB3	2.07	0.54
17:AR:31:TYR:HB3	17:AR:54:LEU:HD21	1.89	0.54
20:AB:23:ASN:ND2	20:AB:25:LYS:H	2.05	0.54
23:BB:441:U:H2'	23:BB:442:G:C8	2.42	0.54
23:BB:598:U:H2'	23:BB:599:A:H8	1.72	0.54
23:BB:855:G:N3	52:BW:23:LYS:HE3	2.22	0.54

Continued on next page...

Continued from previous page...

Atom-1	Atom-2	Interatomic distance (Å)	Clash overlap (Å)
23:BB:873:C:H2'	23:BB:874:G:H8	1.73	0.54
23:BB:2040:G:H2'	23:BB:2041:U:O4'	2.08	0.54
23:BB:2228:G:H2'	23:BB:2229:U:C6	2.43	0.54
26:BD:49:GLN:HE22	26:BD:67:HIS:HE1	1.53	0.54
29:BE:31:VAL:HG21	29:BE:104:ALA:CB	2.38	0.54
29:BE:58:LYS:HD2	29:BE:58:LYS:H	1.69	0.54
37:BL:115:GLU:N	37:BL:115:GLU:OE1	2.40	0.54
38:BM:6:ARG:HB3	38:BM:6:ARG:NH1	2.22	0.54
44:BQ:26:ALA:O	44:BQ:30:VAL:HG12	2.07	0.54
47:BF:42:ALA:O	47:BF:43:ILE:C	2.44	0.54
48:BG:24:THR:C	48:BG:25:ILE:HD12	2.28	0.54
48:BG:82:PHE:CE1	48:BG:137:LYS:HE3	2.42	0.54
50:BT:29:THR:HB	50:BT:86:THR:HG22	1.88	0.54
53:B6:77:LYS:O	53:B6:80:GLU:HB3	2.07	0.54
3:CD:12:ARG:HA	3:CD:33:ILE:HD12	1.89	0.54
4:CE:89:THR:HG21	4:CE:134:ASN:ND2	2.22	0.54
5:CF:53:LYS:HA	5:CF:53:LYS:HZ3	1.70	0.54
6:CG:2:ARG:HH11	6:CG:2:ARG:CB	2.20	0.54
15:CP:3:THR:HA	15:CP:66:THR:H	1.71	0.54
16:CQ:14:ASP:HB3	16:CQ:54:ILE:HB	1.89	0.54
18:CS:53:GLY:O	1:CA:986:U:H1'	2.07	0.54
1:CA:223:A:H2'	1:CA:224:U:C6	2.43	0.54
1:CA:268:U:H2'	1:CA:269:C:C6	2.43	0.54
1:CA:590:U:H2'	1:CA:591:U:C6	2.43	0.54
1:CA:929:G:H2'	1:CA:930:C:C6	2.42	0.54
22:DA:10:G:H2'	22:DA:11:C:O4'	2.07	0.54
23:DB:139:U:O2'	50:DT:1:MET:HA	2.08	0.54
23:DB:280:U:H2'	23:DB:281:C:C6	2.42	0.54
23:DB:861:A:H2'	23:DB:862:G:O4'	2.08	0.54
23:DB:1188:U:O2'	23:DB:1189:A:H5'	2.07	0.54
23:DB:1561:C:H2'	23:DB:1562:U:C6	2.42	0.54
23:DB:1590:A:H2'	23:DB:1591:A:H8	1.71	0.54
23:DB:2606:C:O2'	23:DB:2607:G:H5'	2.07	0.54
25:DC:245:THR:O	25:DC:247:TRP:N	2.40	0.54
35:DV:63:ILE:HB	35:DV:70:ILE:CD1	2.36	0.54
35:DV:65:VAL:C	35:DV:67:GLY:H	2.11	0.54
41:DJ:44:TYR:CD2	41:DJ:44:TYR:C	2.81	0.54
47:DF:119:LYS:HA	47:DF:121:PHE:CZ	2.42	0.54
50:DT:69:ARG:HB2	50:DT:75:GLY:N	2.23	0.54
52:DW:47:GLY:HA3	52:DW:80:SER:HB2	1.89	0.54
52:DW:48:ALA:O	52:DW:61:LYS:HB2	2.07	0.54

Continued on next page...

Continued from previous page...

Atom-1	Atom-2	Interatomic distance (Å)	Clash overlap (Å)
53:D6:15:GLN:HA	53:D6:168:PHE:HE2	1.72	0.54
53:D6:106:LEU:HG	53:D6:111:ARG:NE	2.10	0.54
1:AA:82:G:C5	1:AA:83:C:H1'	2.43	0.54
1:AA:512:U:O2'	1:AA:513:C:H5'	2.07	0.54
1:AA:695:A:H61	1:AA:797:C:H1'	1.72	0.54
1:AA:1238:A:H2	1:AA:1241:G:N3	2.05	0.54
2:AC:13:ILE:HD13	2:AC:13:ILE:N	2.23	0.54
4:AE:89:THR:HG22	4:AE:90:GLY:H	1.73	0.54
5:AF:61:LEU:CD1	5:AF:62:MET:H	2.21	0.54
6:AG:4:ARG:HH21	6:AG:6:ILE:HD13	1.73	0.54
10:AK:115:ILE:HD11	17:AR:72:ARG:NH2	2.22	0.54
12:AM:11:HIS:H	12:AM:45:SER:HB3	1.72	0.54
20:AB:159:ALA:HB1	20:AB:183:PHE:HE1	1.73	0.54
23:BB:18:U:H2'	23:BB:19:A:C8	2.42	0.54
23:BB:566:U:O2'	23:BB:567:U:H5'	2.07	0.54
23:BB:1171:G:C2'	23:BB:1172:C:H4'	2.37	0.54
23:BB:2327:A:H2'	23:BB:2328:A:C8	2.42	0.54
29:BE:105:LEU:HA	29:BE:108:ILE:HG22	1.90	0.54
34:B3:49:VAL:CG2	34:B3:54:LEU:HD13	2.37	0.54
37:BL:30:THR:O	37:BL:32:GLY:N	2.41	0.54
40:BH:44:ILE:O	40:BH:48:GLU:HB3	2.07	0.54
40:BH:131:SER:O	40:BH:133:GLN:N	2.40	0.54
41:BJ:123:LYS:HD2	41:BJ:123:LYS:N	2.22	0.54
43:BO:40:ILE:HA	43:BO:47:VAL:HA	1.88	0.54
46:BU:86:PHE:CD1	46:BU:90:LYS:HB2	2.42	0.54
47:BF:92:GLY:O	47:BF:95:MET:HB3	2.07	0.54
48:BG:34:ARG:NH1	48:BG:34:ARG:HG2	2.22	0.54
10:CK:30:ILE:HD11	1:CA:706:A:C4'	2.36	0.54
15:CP:10:GLY:HA3	15:CP:15:PRO:HA	1.89	0.54
20:CB:85:SER:N	20:CB:88:GLN:HE22	2.06	0.54
1:CA:475:C:H2'	1:CA:476:U:C6	2.43	0.54
1:CA:736:C:H2'	1:CA:737:C:H6	1.72	0.54
22:DA:13:G:N2	22:DA:16:G:N3	2.55	0.54
22:DA:32:U:H1'	22:DA:52:A:N7	2.22	0.54
22:DA:91:C:O2'	22:DA:92:C:H5'	2.07	0.54
23:DB:426:C:O2'	23:DB:427:U:H5'	2.08	0.54
23:DB:543:G:C6	23:DB:544:C:H1'	2.43	0.54
23:DB:572:A:H5''	23:DB:573:U:OP2	2.07	0.54
23:DB:598:U:H2'	23:DB:599:A:H8	1.72	0.54
23:DB:773:U:H4'	25:DC:45:ASN:O	2.07	0.54
23:DB:1061:U:O4	24:DI:11:GLN:HG3	2.08	0.54

Continued on next page...

Continued from previous page...

Atom-1	Atom-2	Interatomic distance (Å)	Clash overlap (Å)
23:DB:1109:C:O2'	23:DB:1110:G:H5'	2.08	0.54
23:DB:1248:G:O2'	44:DQ:2:ARG:HA	2.08	0.54
23:DB:1562:U:H2'	23:DB:1563:U:C6	2.43	0.54
23:DB:1657:U:O2'	23:DB:1658:C:H5'	2.07	0.54
23:DB:2153:C:H2'	23:DB:2154:A:C8	2.43	0.54
23:DB:2216:G:H2'	23:DB:2217:G:H8	1.71	0.54
23:DB:2520:C:O2'	23:DB:2521:C:H5'	2.08	0.54
24:DI:17:ALA:O	24:DI:18:ASN:CB	2.55	0.54
25:DC:250:GLN:CD	25:DC:250:GLN:H	2.10	0.54
26:DD:5:VAL:N	26:DD:32:ASN:HD21	1.88	0.54
26:DD:51:THR:HG23	26:DD:78:GLY:O	2.06	0.54
29:DE:33:VAL:O	29:DE:36:ALA:HB3	2.08	0.54
29:DE:146:VAL:HA	29:DE:185:LYS:O	2.07	0.54
37:DL:115:GLU:N	37:DL:115:GLU:OE1	2.41	0.54
41:DJ:11:VAL:HG11	41:DJ:13:ARG:HE	1.72	0.54
42:DN:79:LEU:O	42:DN:80:PHE:HB2	2.08	0.54
46:DU:11:ILE:O	46:DU:12:VAL:HB	2.06	0.54
49:DR:68:ARG:HH11	49:DR:90:ARG:HG2	1.72	0.54
53:D6:111:ARG:O	53:D6:115:VAL:HG22	2.08	0.54
53:D6:156:ARG:NH2	53:D6:160:GLU:HB2	2.20	0.54
1:AA:399:G:H2'	1:AA:400:C:C6	2.43	0.54
1:AA:1237:C:H3'	1:AA:1336:C:N4	2.22	0.54
4:AE:111:ARG:HG3	4:AE:112:ALA:H	1.72	0.54
8:AI:53:LEU:O	8:AI:53:LEU:HD13	2.07	0.54
23:BB:1374:G:H2'	23:BB:1375:U:C6	2.43	0.54
23:BB:1439:A:C5	23:BB:1552:A:N6	2.76	0.54
23:BB:1854:A:N6	23:BB:1888:G:H1'	2.23	0.54
23:BB:1858:A:H62	23:BB:1884:G:H1'	1.72	0.54
23:BB:2514:U:H2'	23:BB:2515:C:C6	2.43	0.54
24:BI:100:ILE:O	24:BI:139:VAL:HA	2.07	0.54
25:BC:261:ARG:O	25:BC:261:ARG:HG2	2.07	0.54
42:BN:73:ASN:HA	42:BN:76:VAL:HG22	1.90	0.54
43:BO:17:LYS:HE2	43:BO:21:LEU:HD21	1.88	0.54
51:BZ:39:TRP:HE1	51:BZ:41:GLU:HG2	1.73	0.54
52:BW:36:ILE:HB	52:BW:39:GLN:NE2	2.22	0.54
53:B6:64:ARG:O	53:B6:102:ASN:HA	2.08	0.54
3:CD:55:ARG:NE	3:CD:55:ARG:HA	2.22	0.54
4:CE:104:ILE:HG23	4:CE:104:ILE:O	2.07	0.54
11:CL:120:ARG:NH1	1:CA:500:G:H5''	2.22	0.54
12:CM:80:MET:HA	12:CM:87:GLY:HA3	1.89	0.54
14:CO:78:TYR:CZ	14:CO:82:ILE:HD11	2.42	0.54

Continued on next page...

Continued from previous page...

Atom-1	Atom-2	Interatomic distance (Å)	Clash overlap (Å)
1:CA:16:A:O2'	1:CA:17:U:H5'	2.08	0.54
1:CA:1436:U:H2'	1:CA:1437:A:H8	1.72	0.54
23:DB:165:A:H2'	23:DB:166:U:H6	1.72	0.54
23:DB:547:A:H5'	23:DB:548:G:C4	2.43	0.54
23:DB:909:A:H2'	23:DB:912:C:H5	1.72	0.54
23:DB:2181:U:H2'	23:DB:2182:U:C6	2.43	0.54
24:DI:63:ASP:O	24:DI:64:ARG:HB2	2.06	0.54
37:DL:113:ALA:HB3	37:DL:115:GLU:OE1	2.08	0.54
37:DL:118:THR:O	37:DL:120:VAL:HG23	2.08	0.54
45:DS:7:HIS:HB2	45:DS:50:VAL:HG21	1.89	0.54
1:AA:92:U:H2'	1:AA:93:U:C5	2.42	0.54
1:AA:586:C:O2'	1:AA:587:G:H5'	2.07	0.54
1:AA:802:A:H2'	1:AA:803:G:O4'	2.08	0.54
2:AC:176:THR:HB	2:AC:179:ALA:HB2	1.89	0.54
13:AN:50:LEU:HG	13:AN:51:PRO:HD3	1.89	0.54
15:AP:3:THR:HA	15:AP:66:THR:H	1.73	0.54
18:AS:42:ASN:HD21	18:AS:43:MET:HG3	1.72	0.54
23:BB:32:C:O2'	23:BB:33:C:H5'	2.08	0.54
23:BB:141:G:H3'	23:BB:142:A:C8	2.43	0.54
23:BB:184:C:H2'	23:BB:185:G:C8	2.43	0.54
23:BB:741:U:H2'	23:BB:742:A:H8	1.73	0.54
23:BB:836:G:H2'	23:BB:837:C:C6	2.42	0.54
23:BB:873:C:H2'	23:BB:874:G:C8	2.43	0.54
23:BB:1171:G:H2'	23:BB:1172:C:H4'	1.89	0.54
23:BB:1242:U:H2'	23:BB:1243:C:C6	2.42	0.54
23:BB:1315:C:O2'	23:BB:1316:U:H5'	2.08	0.54
23:BB:1475:G:H4'	23:BB:1476:U:O5'	2.07	0.54
23:BB:1593:A:H2'	23:BB:1594:U:H6	1.72	0.54
23:BB:1854:A:H62	23:BB:1888:G:H8	1.56	0.54
25:BC:145:MET:HB2	25:BC:152:GLN:NE2	2.23	0.54
26:BD:92:VAL:O	26:BD:94:GLN:N	2.41	0.54
29:BE:108:ILE:HG12	37:BL:2:ARG:NH2	2.22	0.54
46:BU:86:PHE:HE1	46:BU:88:ASP:HB3	1.71	0.54
47:BF:135:ILE:HD11	47:BF:137:PHE:HB3	1.90	0.54
48:BG:71:LEU:HA	48:BG:74:MET:SD	2.47	0.54
49:BR:91:GLN:HG3	49:BR:92:TRP:N	2.23	0.54
53:B6:25:LEU:HB3	53:B6:179:LYS:HE3	1.90	0.54
53:B6:48:ALA:C	53:B6:50:VAL:H	2.11	0.54
53:B6:58:VAL:HG22	53:B6:68:VAL:HG13	1.90	0.54
3:CD:113:ALA:O	3:CD:117:VAL:HG23	2.07	0.54
18:CS:35:ARG:HH21	18:CS:52:ASN:HA	1.72	0.54

Continued on next page...

Continued from previous page...

Atom-1	Atom-2	Interatomic distance (Å)	Clash overlap (Å)
1:CA:71:A:O2'	1:CA:72:A:H5''	2.08	0.54
1:CA:769:G:O2'	1:CA:770:C:H5'	2.07	0.54
1:CA:796:C:H2'	1:CA:797:C:H6	1.73	0.54
1:CA:1508:A:H2'	1:CA:1509:C:C6	2.42	0.54
22:DA:76:G:H5''	35:DV:17:SER:OG	2.08	0.54
23:DB:140:C:H4'	23:DB:141:G:C4	2.43	0.54
23:DB:1175:A:C2'	23:DB:1176:U:H5'	2.37	0.54
23:DB:1946:U:H2'	23:DB:1947:C:H6	1.71	0.54
23:DB:2848:G:H1'	23:DB:2868:A:N6	2.22	0.54
24:DI:85:ILE:CD1	24:DI:137:LEU:HD21	2.37	0.54
26:DD:59:ARG:NH2	26:DD:59:ARG:HB3	2.22	0.54
38:DM:19:GLY:N	38:DM:38:ARG:HH22	2.05	0.54
46:DU:85:ARG:HH11	46:DU:86:PHE:H	1.54	0.54
52:DW:75:ASN:C	52:DW:75:ASN:HD22	2.11	0.54
1:AA:818:G:O2'	1:AA:819:A:H5''	2.08	0.54
1:AA:918:A:H2'	1:AA:919:A:C8	2.42	0.54
1:AA:1006:G:H2'	1:AA:1007:U:C6	2.42	0.54
4:AE:104:ILE:O	4:AE:104:ILE:HG23	2.08	0.54
9:AJ:40:ILE:HD12	9:AJ:73:LEU:HD12	1.89	0.54
16:AQ:7:LEU:O	16:AQ:60:ILE:HD13	2.07	0.54
22:BA:10:G:H2'	22:BA:11:C:O4'	2.08	0.54
22:BA:60:C:O2'	22:BA:61:G:H5'	2.08	0.54
22:BA:111:U:H2'	22:BA:112:G:C8	2.43	0.54
23:BB:18:U:H2'	23:BB:19:A:H8	1.72	0.54
23:BB:156:A:H2'	23:BB:157:C:C6	2.42	0.54
23:BB:693:A:H2'	23:BB:694:U:H6	1.72	0.54
23:BB:937:C:H2'	23:BB:938:G:H8	1.73	0.54
23:BB:1553:A:O2'	23:BB:1554:U:H2'	2.08	0.54
23:BB:2282:G:OP1	23:BB:2283:C:H1'	2.08	0.54
23:BB:2794:C:H2'	23:BB:2795:C:H6	1.73	0.54
24:BI:89:SER:HA	24:BI:97:VAL:CG2	2.37	0.54
32:B4:13:ASN:HD22	32:B4:13:ASN:N	2.05	0.54
34:B3:18:LYS:HD2	34:B3:19:GLY:H	1.72	0.54
34:B3:22:LYS:HB2	34:B3:48:MET:SD	2.48	0.54
41:BJ:84:ILE:O	41:BJ:84:ILE:HG23	2.08	0.54
42:BN:106:ASP:OD1	42:BN:108:ALA:HB3	2.08	0.54
43:BO:58:ILE:O	43:BO:62:LEU:HD23	2.07	0.54
47:BF:107:VAL:O	47:BF:110:ILE:HG22	2.08	0.54
52:BW:54:ARG:HB2	52:BW:54:ARG:NH1	2.23	0.54
2:CC:62:SER:HB2	2:CC:97:PRO:O	2.08	0.54
12:CM:16:ILE:HD11	1:CA:1302:C:OP2	2.08	0.54

Continued on next page...

Continued from previous page...

Atom-1	Atom-2	Interatomic distance (Å)	Clash overlap (Å)
1:CA:860:A:H2'	1:CA:861:G:O4'	2.07	0.54
1:CA:1508:A:H2'	1:CA:1509:C:H6	1.73	0.54
21:CU:39:LYS:N	21:CU:40:PRO:CD	2.71	0.54
23:DB:41:C:H2'	23:DB:42:A:O4'	2.08	0.54
23:DB:352:A:H3'	23:DB:353:C:C6	2.42	0.54
23:DB:1257:C:H5'	29:DE:78:TRP:CZ3	2.43	0.54
23:DB:1263:U:O2'	31:D0:7:PRO:HD2	2.08	0.54
23:DB:1824:G:O2'	23:DB:1825:U:H5'	2.07	0.54
29:DE:105:LEU:HA	29:DE:108:ILE:HG22	1.90	0.54
29:DE:115:GLN:O	29:DE:117:ARG:HG3	2.07	0.54
32:D4:7:VAL:HG23	32:D4:35:GLN:CB	2.36	0.54
32:D4:11:CYS:HB3	32:D4:33:HIS:HE1	1.73	0.54
35:DV:25:LYS:HD3	35:DV:41:GLU:OE1	2.08	0.54
37:DL:23:ILE:HD13	49:DR:84:ARG:HB2	1.88	0.54
41:DJ:3:THR:HG21	44:DQ:60:TRP:HE1	1.73	0.54
43:DO:40:ILE:HG12	43:DO:47:VAL:HG13	1.90	0.54
44:DQ:97:ILE:HG13	44:DQ:105:PHE:HB2	1.89	0.54
53:D6:36:ALA:HA	53:D6:39:LEU:CD2	2.37	0.54
53:D6:40:HIS:O	53:D6:41:LEU:C	2.47	0.54
1:AA:883:C:O2'	1:AA:884:U:H5'	2.07	0.54
1:AA:989:U:O2'	1:AA:990:C:H5'	2.08	0.54
1:AA:1029:U:H3'	1:AA:1029:U:P	2.48	0.54
1:AA:1071:C:H2'	1:AA:1072:G:C8	2.42	0.54
1:AA:1234:C:O2'	1:AA:1235:U:H5'	2.08	0.54
1:AA:1253:G:H2'	1:AA:1254:A:H8	1.73	0.54
1:AA:1343:G:H2'	1:AA:1344:C:H6	1.73	0.54
2:AC:156:LEU:HD12	2:AC:163:ARG:HG3	1.88	0.54
4:AE:148:SER:OG	4:AE:150:GLU:HG2	2.08	0.54
6:AG:130:LYS:N	6:AG:134:VAL:HG21	2.22	0.54
7:AH:26:MET:HB2	7:AH:27:PRO:HD2	1.89	0.54
8:AI:120:ALA:O	8:AI:121:ARG:HG2	2.08	0.54
10:AK:70:ALA:C	10:AK:72:ALA:H	2.11	0.54
11:AL:33:CYS:HB2	11:AL:77:SER:O	2.08	0.54
11:AL:84:GLY:H	11:AL:94:TYR:HA	1.73	0.54
21:AU:39:LYS:N	21:AU:40:PRO:CD	2.71	0.54
23:BB:99:U:H5	46:BU:6:ARG:HH22	1.53	0.54
23:BB:1038:G:H2'	23:BB:1039:A:H8	1.73	0.54
23:BB:1081:U:H5'	24:BI:126:ARG:HD2	1.89	0.54
23:BB:1360:G:H2'	23:BB:1361:G:H5'	1.90	0.54
23:BB:1846:G:H3'	23:BB:1847:A:C2	2.42	0.54
23:BB:1913:A:H3'	23:BB:1916:A:N1	2.22	0.54

Continued on next page...

Continued from previous page...

Atom-1	Atom-2	Interatomic distance (Å)	Clash overlap (Å)
23:BB:2443:C:O2'	23:BB:2444:G:H5'	2.08	0.54
23:BB:2636:C:H2'	23:BB:2637:U:H6	1.71	0.54
26:BD:107:VAL:HA	26:BD:204:LYS:O	2.07	0.54
39:BX:31:GLN:HG2	39:BX:37:LEU:HB2	1.87	0.54
40:BH:6:LEU:HD11	40:BH:37:VAL:HG12	1.89	0.54
41:BJ:70:THR:HG22	41:BJ:90:GLU:CD	2.29	0.54
47:BF:106:ALA:HA	47:BF:135:ILE:CD1	2.38	0.54
48:BG:46:ASP:CG	48:BG:47:ASN:H	2.11	0.54
52:BW:37:VAL:CG1	52:BW:38:ARG:HD3	2.37	0.54
53:B6:120:GLN:O	53:B6:124:GLU:HG3	2.08	0.54
53:B6:126:ARG:O	53:B6:130:ARG:HG2	2.07	0.54
4:CE:101:GLY:H	4:CE:121:ASN:HD21	1.55	0.54
10:CK:69:CYS:O	10:CK:73:VAL:HG22	2.07	0.54
14:CO:89:ARG:HA	14:CO:89:ARG:HH11	1.72	0.54
19:CT:4:LYS:HB2	1:CA:332:G:OP2	2.07	0.54
19:CT:4:LYS:HZ1	19:CT:6:ALA:HB2	1.72	0.54
23:DB:921:C:H2'	23:DB:922:C:H6	1.73	0.54
23:DB:2793:C:H2'	23:DB:2794:C:H6	1.72	0.54
25:DC:69:ASN:O	25:DC:70:LYS:C	2.45	0.54
25:DC:145:MET:HB2	25:DC:152:GLN:NE2	2.23	0.54
26:DD:92:VAL:O	26:DD:94:GLN:N	2.41	0.54
26:DD:105:LYS:HD2	26:DD:177:VAL:CG2	2.38	0.54
28:DP:97:TYR:C	28:DP:99:LEU:H	2.11	0.54
29:DE:125:SER:HA	29:DE:157:LEU:HD22	1.89	0.54
37:DL:135:ILE:HG21	37:DL:142:ILE:HD11	1.88	0.54
38:DM:77:PRO:HB2	38:DM:80:VAL:HG11	1.90	0.54
40:DH:12:LEU:HD13	40:DH:19:VAL:HG21	1.88	0.54
40:DH:104:THR:HA	40:DH:108:VAL:O	2.07	0.54
42:DN:34:ILE:HB	42:DN:113:ILE:CG2	2.37	0.54
47:DF:135:ILE:CD1	47:DF:137:PHE:HB3	2.38	0.54
50:DT:38:ALA:HB3	50:DT:81:LYS:NZ	2.23	0.54
1:AA:104:G:O2'	1:AA:105:G:H5'	2.08	0.54
1:AA:1042:A:H2'	1:AA:1043:G:O4'	2.08	0.54
18:AS:35:ARG:HH21	18:AS:52:ASN:HA	1.73	0.54
19:AT:57:VAL:HB	19:AT:71:ALA:HB1	1.88	0.54
20:AB:53:LEU:HD11	20:AB:216:VAL:HA	1.90	0.54
23:BB:118:A:N3	23:BB:178:G:H1'	2.23	0.54
23:BB:156:A:H2'	23:BB:157:C:H6	1.73	0.54
23:BB:538:A:H2'	23:BB:539:G:O4'	2.08	0.54
23:BB:742:A:H2'	23:BB:743:A:H8	1.68	0.54
23:BB:1354:A:H2'	23:BB:1355:G:O4'	2.07	0.54

Continued on next page...

Continued from previous page...

Atom-1	Atom-2	Interatomic distance (Å)	Clash overlap (Å)
23:BB:1724:G:H2'	23:BB:1725:U:H6	1.72	0.54
23:BB:1816:C:H3'	25:BC:61:TYR:CE2	2.43	0.54
23:BB:1936:A:H2	23:BB:1943:U:C5	2.26	0.54
25:BC:69:ASN:O	25:BC:70:LYS:C	2.45	0.54
26:BD:109:VAL:HG11	26:BD:193:VAL:HG11	1.89	0.54
31:B0:29:VAL:HG22	31:B0:30:ASP:N	2.23	0.54
33:B1:26:LYS:HD3	33:B1:52:LYS:HB3	1.90	0.54
37:BL:100:ILE:O	37:BL:100:ILE:HG12	2.07	0.54
40:BH:42:LYS:HA	40:BH:46:PHE:HB2	1.89	0.54
42:BN:34:ILE:HB	42:BN:113:ILE:CG2	2.37	0.54
44:BQ:29:ARG:O	44:BQ:30:VAL:HB	2.07	0.54
45:BS:52:GLU:C	45:BS:54:ALA:H	2.11	0.54
50:BT:34:VAL:HG23	50:BT:81:LYS:HB3	1.89	0.54
50:BT:69:ARG:HB2	50:BT:75:GLY:N	2.23	0.54
51:BZ:40:VAL:HG13	51:BZ:47:VAL:HG22	1.90	0.54
2:CC:13:ILE:HD13	2:CC:13:ILE:N	2.23	0.54
3:CD:68:GLU:HB3	1:CA:546:A:P	2.48	0.54
3:CD:123:MET:HG3	3:CD:127:ARG:C	2.29	0.54
10:CK:28:ASN:HB2	10:CK:56:LYS:NZ	2.23	0.54
20:CB:185:ILE:HG23	20:CB:199:ILE:O	2.08	0.54
1:CA:26:A:H61	1:CA:558:G:H1'	1.72	0.54
1:CA:384:G:H2'	1:CA:385:C:H6	1.71	0.54
1:CA:441:A:H61	1:CA:493:A:N6	2.04	0.54
1:CA:551:U:H2'	1:CA:552:U:C6	2.43	0.54
1:CA:586:C:O2'	1:CA:587:G:H5'	2.08	0.54
1:CA:1000:A:H2'	1:CA:1001:C:H6	1.73	0.54
1:CA:1009:U:H1'	1:CA:1021:A:C2	2.43	0.54
1:CA:1306:A:N6	1:CA:1331:G:H1'	2.23	0.54
23:DB:39:G:H2'	23:DB:40:U:C6	2.43	0.54
23:DB:594:U:H2'	23:DB:595:C:C6	2.43	0.54
23:DB:876:C:H5'	23:DB:877:A:OP2	2.08	0.54
23:DB:1050:A:C2	23:DB:1051:G:H1'	2.43	0.54
23:DB:1306:C:H2'	23:DB:1307:A:H8	1.71	0.54
23:DB:1932:A:H2'	23:DB:1933:G:O4'	2.08	0.54
23:DB:1936:A:H2	23:DB:1943:U:C5	2.25	0.54
23:DB:2529:G:H4'	48:DG:174:LYS:HE2	1.89	0.54
23:DB:2809:A:H2'	23:DB:2810:A:C8	2.42	0.54
24:DI:92:PRO:O	24:DI:93:ASN:HB2	2.08	0.54
25:DC:270:ARG:HH11	25:DC:270:ARG:HB3	1.73	0.54
29:DE:31:VAL:HG21	29:DE:104:ALA:CB	2.38	0.54
33:D1:28:THR:C	33:D1:30:PRO:HD3	2.27	0.54

Continued on next page...

Continued from previous page...

Atom-1	Atom-2	Interatomic distance (Å)	Clash overlap (Å)
36:D2:3:ARG:HA	36:D2:3:ARG:CZ	2.38	0.54
36:D2:30:VAL:O	36:D2:34:ARG:HG3	2.08	0.54
47:DF:42:ALA:O	47:DF:46:LYS:N	2.41	0.54
53:D6:84:ARG:H	53:D6:84:ARG:NE	2.05	0.54
1:AA:1014:A:C2	1:AA:1219:A:H1'	2.43	0.53
1:AA:1118:U:H2'	1:AA:1119:C:H6	1.73	0.53
6:AG:6:ILE:HG13	6:AG:7:GLY:N	2.22	0.53
6:AG:26:VAL:HG12	6:AG:42:VAL:HG11	1.90	0.53
10:AK:113:THR:HG21	21:AU:28:LEU:HD11	1.90	0.53
12:AM:64:VAL:HB	12:AM:65:GLU:OE2	2.08	0.53
16:AQ:74:LEU:HD22	16:AQ:75:VAL:H	1.72	0.53
23:BB:165:A:H2'	23:BB:166:U:C6	2.43	0.53
23:BB:282:A:H2'	23:BB:283:G:H8	1.70	0.53
23:BB:594:U:H2'	23:BB:595:C:H6	1.73	0.53
23:BB:754:U:H2'	23:BB:755:U:C6	2.43	0.53
23:BB:825:A:H2'	23:BB:826:U:O4'	2.08	0.53
23:BB:956:G:N2	23:BB:959:A:H3'	2.23	0.53
23:BB:1043:C:H2'	23:BB:1044:C:O4'	2.08	0.53
23:BB:1259:G:H2'	23:BB:1260:A:C8	2.43	0.53
23:BB:1551:A:H3'	23:BB:1552:A:H5''	1.89	0.53
24:BI:11:GLN:O	24:BI:11:GLN:HG3	2.07	0.53
25:BC:71:ASP:O	25:BC:73:ILE:HG12	2.07	0.53
25:BC:104:LEU:H	25:BC:104:LEU:HD22	1.73	0.53
25:BC:155:ARG:HH11	25:BC:155:ARG:CB	2.21	0.53
26:BD:105:LYS:HD2	26:BD:177:VAL:CG2	2.36	0.53
26:BD:151:THR:CB	26:BD:152:PRO:HD3	2.28	0.53
28:BP:97:TYR:C	28:BP:99:LEU:H	2.11	0.53
29:BE:48:THR:O	29:BE:52:VAL:HG23	2.08	0.53
29:BE:147:LEU:HB3	29:BE:186:VAL:HG23	1.90	0.53
36:B2:30:VAL:O	36:B2:34:ARG:HG3	2.08	0.53
42:BN:87:PHE:HB3	42:BN:90:ARG:HB3	1.90	0.53
4:CE:23:THR:HG23	1:CA:921:U:O2	2.08	0.53
5:CF:61:LEU:CD1	5:CF:62:MET:H	2.21	0.53
5:CF:62:MET:HG3	5:CF:64:VAL:HG23	1.89	0.53
15:CP:4:ILE:O	15:CP:71:VAL:HG11	2.09	0.53
23:DB:710:U:H2'	23:DB:711:G:H8	1.73	0.53
23:DB:718:A:H3'	23:DB:719:C:C6	2.42	0.53
23:DB:1173:U:HO2'	23:DB:1176:U:H3	1.56	0.53
23:DB:1459:G:C2'	23:DB:1460:U:H5'	2.38	0.53
23:DB:2040:G:H2'	23:DB:2041:U:O4'	2.08	0.53
24:DI:32:VAL:HG22	24:DI:60:VAL:CG2	2.38	0.53

Continued on next page...

Continued from previous page...

Atom-1	Atom-2	Interatomic distance (Å)	Clash overlap (Å)
42:DN:87:PHE:HB3	42:DN:90:ARG:HB3	1.90	0.53
44:DQ:29:ARG:O	44:DQ:30:VAL:HB	2.07	0.53
45:DS:36:LEU:HD22	45:DS:36:LEU:N	2.23	0.53
47:DF:135:ILE:HD11	47:DF:137:PHE:HB3	1.91	0.53
53:D6:143:LEU:O	53:D6:146:GLU:HG3	2.08	0.53
1:AA:268:U:H2'	1:AA:269:C:C6	2.42	0.53
1:AA:441:A:H61	1:AA:493:A:N6	2.06	0.53
1:AA:607:A:H2'	1:AA:608:A:C8	2.43	0.53
1:AA:1451:U:H4'	1:AA:1452:C:OP1	2.08	0.53
2:AC:42:LEU:HD21	2:AC:90:VAL:HG22	1.89	0.53
5:AF:51:ILE:O	5:AF:51:ILE:HG23	2.09	0.53
11:AL:106:VAL:HG23	11:AL:116:TYR:HB3	1.89	0.53
18:AS:11:ASP:HB3	18:AS:13:HIS:CD2	2.44	0.53
23:BB:852:U:H2'	23:BB:853:C:C6	2.43	0.53
23:BB:1076:C:H4'	24:BI:94:LYS:HE3	1.89	0.53
23:BB:1097:U:C2'	23:BB:1098:A:H5'	2.37	0.53
23:BB:1920:C:H3'	23:BB:1921:G:C8	2.42	0.53
23:BB:2144:G:C2'	23:BB:2146:C:H5'	2.38	0.53
23:BB:2154:A:H2'	23:BB:2155:U:O4'	2.09	0.53
23:BB:2179:C:H2'	23:BB:2180:U:O4'	2.07	0.53
23:BB:2358:A:H61	37:BL:54:GLN:HE22	1.54	0.53
30:BY:50:VAL:O	30:BY:54:VAL:HG22	2.08	0.53
37:BL:41:ARG:HH21	37:BL:41:ARG:HG2	1.72	0.53
38:BM:134:THR:HG22	38:BM:136:MET:H	1.72	0.53
41:BJ:30:THR:HG23	41:BJ:31:GLU:H	1.73	0.53
42:BN:51:LEU:HD21	42:BN:70:THR:HG21	1.89	0.53
42:BN:97:ILE:HD12	42:BN:98:LEU:N	2.23	0.53
42:BN:114:GLU:HG2	42:BN:115:LEU:N	2.21	0.53
45:BS:17:VAL:C	45:BS:19:LEU:N	2.61	0.53
47:BF:163:GLU:HA	47:BF:166:ARG:HD3	1.90	0.53
50:BT:53:VAL:HG11	50:BT:87:LEU:HD22	1.91	0.53
2:CC:156:LEU:HD12	2:CC:163:ARG:HG3	1.89	0.53
8:CI:17:ARG:NH1	1:CA:1147:C:H1'	2.23	0.53
10:CK:115:ILE:HD11	17:CR:72:ARG:NH2	2.23	0.53
10:CK:122:PRO:HD2	21:CU:35:GLU:HG2	1.91	0.53
18:CS:31:ARG:HG3	18:CS:56:HIS:NE2	2.23	0.53
22:DA:14:U:H4'	22:DA:70:C:O2	2.07	0.53
23:DB:441:U:H2'	23:DB:442:G:H8	1.73	0.53
23:DB:754:U:H2'	23:DB:755:U:C6	2.43	0.53
23:DB:924:G:H4'	52:DW:24:ARG:NH2	2.23	0.53
23:DB:981:A:H2'	23:DB:982:C:H5''	1.89	0.53

Continued on next page...

Continued from previous page...

Atom-1	Atom-2	Interatomic distance (Å)	Clash overlap (Å)
23:DB:1429:G:H2'	23:DB:1430:G:C8	2.43	0.53
23:DB:2305:U:H5''	47:DF:130:GLY:HA3	1.89	0.53
23:DB:2385:C:H2'	23:DB:2386:A:C8	2.43	0.53
24:DI:5:GLN:O	24:DI:6:ALA:HB3	2.07	0.53
25:DC:127:ASN:O	25:DC:190:THR:HA	2.09	0.53
34:D3:22:LYS:HA	34:D3:47:ALA:O	2.08	0.53
40:DH:65:ALA:HB1	40:DH:138:VAL:HG21	1.89	0.53
42:DN:71:ARG:HG2	42:DN:71:ARG:HH21	1.72	0.53
43:DO:11:ALA:HB2	43:DO:96:GLY:N	2.24	0.53
50:DT:79:ASP:OD2	50:DT:79:ASP:N	2.42	0.53
1:AA:16:A:O2'	1:AA:17:U:H5'	2.08	0.53
1:AA:1009:U:H1'	1:AA:1021:A:C2	2.43	0.53
1:AA:1309:G:H2'	1:AA:1310:G:H8	1.73	0.53
9:AJ:83:THR:O	9:AJ:87:LEU:HD13	2.08	0.53
12:AM:86:ARG:CZ	18:AS:2:ARG:HH22	2.22	0.53
16:AQ:60:ILE:HD13	16:AQ:60:ILE:H	1.72	0.53
23:BB:106:C:H2'	23:BB:107:G:H8	1.74	0.53
23:BB:445:C:O2'	23:BB:446:G:H5'	2.08	0.53
23:BB:580:U:H2'	23:BB:581:C:H6	1.73	0.53
23:BB:1103:A:H3'	23:BB:1104:C:H6	1.73	0.53
23:BB:1590:A:H2'	23:BB:1591:A:H8	1.72	0.53
23:BB:2446:G:H2'	23:BB:2447:G:H5''	1.91	0.53
23:BB:2852:G:H2'	23:BB:2853:C:C6	2.43	0.53
24:BI:81:LYS:HG3	24:BI:82:ALA:N	2.23	0.53
25:BC:6:LYS:C	25:BC:8:THR:H	2.12	0.53
28:BP:24:THR:O	28:BP:25:VAL:HG22	2.07	0.53
28:BP:59:THR:HA	28:BP:71:ARG:O	2.08	0.53
28:BP:91:VAL:O	28:BP:92:ARG:HB3	2.09	0.53
35:BV:24:ASN:O	35:BV:44:HIS:HB2	2.07	0.53
37:BL:135:ILE:HG21	37:BL:142:ILE:HD11	1.90	0.53
40:BH:114:GLU:N	40:BH:114:GLU:CD	2.61	0.53
47:BF:135:ILE:CD1	47:BF:137:PHE:HB3	2.37	0.53
48:BG:174:LYS:NZ	48:BG:176:LYS:HB3	2.23	0.53
52:BW:37:VAL:CG1	52:BW:38:ARG:HH11	2.22	0.53
5:CF:92:THR:HG22	5:CF:93:LYS:N	2.22	0.53
6:CG:134:VAL:HB	6:CG:137:ARG:NH2	2.18	0.53
11:CL:30:ARG:HB3	11:CL:57:THR:HG23	1.91	0.53
12:CM:106:ARG:HH12	12:CM:109:LYS:CD	2.21	0.53
1:CA:216:U:H2'	1:CA:217:C:C6	2.43	0.53
1:CA:512:U:O2'	1:CA:513:C:H5'	2.07	0.53
1:CA:1162:C:H2'	1:CA:1163:A:H8	1.71	0.53

Continued on next page...

Continued from previous page...

Atom-1	Atom-2	Interatomic distance (Å)	Clash overlap (Å)
1:CA:1165:U:H2'	1:CA:1166:G:O4'	2.08	0.53
23:DB:136:G:H2'	23:DB:137:U:C5	2.44	0.53
23:DB:458:G:N2	23:DB:469:G:H2'	2.24	0.53
23:DB:1098:A:O2'	24:DI:4:VAL:C	2.46	0.53
23:DB:1854:A:N6	23:DB:1888:G:H1'	2.24	0.53
23:DB:2712:C:H2'	23:DB:2714:G:O3'	2.08	0.53
26:DD:107:VAL:HA	26:DD:204:LYS:O	2.09	0.53
28:DP:109:ILE:O	28:DP:109:ILE:HG13	2.09	0.53
37:DL:143:GLU:CG	37:DL:144:GLU:H	1.99	0.53
41:DJ:75:TYR:CD1	41:DJ:86:GLN:HB3	2.43	0.53
53:D6:114:LEU:HD23	53:D6:183:ILE:HD13	1.91	0.53
1:AA:219:U:H2'	1:AA:220:G:H8	1.73	0.53
1:AA:429:U:H1'	1:AA:430:A:H5''	1.91	0.53
1:AA:500:G:H5''	11:AL:120:ARG:NH1	2.23	0.53
1:AA:986:U:H1'	18:AS:53:GLY:O	2.08	0.53
5:AF:15:SER:HB2	5:AF:44:ARG:HH12	1.73	0.53
5:AF:18:VAL:HG21	5:AF:58:HIS:CE1	2.44	0.53
10:AK:92:ARG:HH22	21:AU:19:LYS:HG2	1.73	0.53
17:AR:20:ILE:HG22	17:AR:53:GLN:NE2	2.24	0.53
23:BB:786:C:O2'	23:BB:787:C:H5'	2.09	0.53
23:BB:1080:A:H2'	23:BB:1081:U:H6	1.74	0.53
23:BB:1107:G:H2'	23:BB:1108:U:H6	1.71	0.53
23:BB:1439:A:N7	23:BB:1440:U:N1	2.56	0.53
23:BB:1824:G:O2'	23:BB:1825:U:H5'	2.07	0.53
23:BB:1846:G:H2'	23:BB:1847:A:O4'	2.07	0.53
23:BB:2144:G:H2'	23:BB:2146:C:OP2	2.08	0.53
23:BB:2825:G:H2'	23:BB:2826:A:H5'	1.89	0.53
24:BI:18:ASN:N	24:BI:19:PRO:CD	2.71	0.53
26:BD:10:GLY:O	26:BD:11:MET:HB2	2.06	0.53
27:BK:3:GLN:HG2	27:BK:4:GLU:N	2.22	0.53
28:BP:4:ILE:CG2	28:BP:5:LYS:H	2.12	0.53
29:BE:146:VAL:CG1	29:BE:187:VAL:HG23	2.37	0.53
33:B1:16:THR:HG21	33:B1:42:VAL:HG23	1.89	0.53
36:B2:33:ARG:HB2	36:B2:33:ARG:HH21	1.74	0.53
39:BX:18:LEU:O	39:BX:22:LEU:HB3	2.08	0.53
41:BJ:130:HIS:HD2	41:BJ:132:HIS:HB2	1.73	0.53
46:BU:6:ARG:O	46:BU:24:VAL:HB	2.09	0.53
48:BG:26:LYS:HG2	48:BG:27:GLY:N	2.23	0.53
52:BW:49:ASN:HD22	52:BW:60:ALA:N	2.06	0.53
53:B6:14:MET:HG2	53:B6:129:ILE:HG23	1.90	0.53
5:CF:93:LYS:O	5:CF:94:HIS:HB2	2.09	0.53

Continued on next page...

Continued from previous page...

Atom-1	Atom-2	Interatomic distance (Å)	Clash overlap (Å)
10:CK:92:ARG:HH22	21:CU:19:LYS:HG2	1.73	0.53
12:CM:97:ARG:NH1	1:CA:1308:U:H3'	2.23	0.53
1:CA:1390:U:H2'	1:CA:1391:U:C6	2.43	0.53
21:CU:35:GLU:HB2	21:CU:37:TYR:CE2	2.44	0.53
23:DB:515:A:H2	23:DB:1260:A:N3	2.06	0.53
23:DB:538:A:H2'	23:DB:539:G:O4'	2.09	0.53
23:DB:633:A:H8	23:DB:633:A:O5'	1.90	0.53
23:DB:1439:A:N7	23:DB:1440:U:N1	2.56	0.53
23:DB:2091:C:H1'	51:DZ:34:HIS:CD2	2.44	0.53
24:DI:24:GLY:HA2	24:DI:34:ILE:HD12	1.90	0.53
34:D3:22:LYS:HB2	34:D3:48:MET:SD	2.48	0.53
34:D3:49:VAL:CG2	34:D3:54:LEU:HD13	2.37	0.53
37:DL:30:THR:O	37:DL:32:GLY:N	2.41	0.53
43:DO:30:ARG:HD2	43:DO:31:THR:N	2.23	0.53
43:DO:105:ALA:C	43:DO:107:ALA:H	2.11	0.53
47:DF:13:LYS:HG3	47:DF:14:LYS:H	1.74	0.53
47:DF:107:VAL:O	47:DF:110:ILE:HG22	2.09	0.53
49:DR:14:VAL:HG23	49:DR:15:SER:N	2.24	0.53
1:AA:85:U:H5''	1:AA:85:U:O2	2.08	0.53
1:AA:244:U:O4	1:AA:906:A:H1'	2.09	0.53
1:AA:580:C:H2'	1:AA:581:G:O4'	2.09	0.53
2:AC:126:ARG:HH22	2:AC:191:THR:H	1.57	0.53
8:AI:46:VAL:HG21	8:AI:75:ALA:HB1	1.90	0.53
8:AI:74:GLN:HE21	8:AI:74:GLN:H	1.55	0.53
10:AK:30:ILE:HG22	10:AK:45:THR:OG1	2.09	0.53
12:AM:14:ALA:O	12:AM:18:LEU:HB2	2.07	0.53
18:AS:66:VAL:C	18:AS:68:HIS:H	2.12	0.53
20:AB:65:LYS:HZ2	20:AB:153:MET:HG2	1.74	0.53
23:BB:426:C:O2'	23:BB:427:U:H5'	2.09	0.53
23:BB:1175:A:C5	23:BB:1176:U:H1'	2.43	0.53
23:BB:1533:C:H2'	23:BB:1534:U:C6	2.43	0.53
23:BB:1784:A:H4'	23:BB:1785:A:O5'	2.07	0.53
23:BB:1802:A:H2'	23:BB:1803:A:C8	2.44	0.53
23:BB:1924:C:H2'	23:BB:1925:C:C6	2.42	0.53
23:BB:2313:C:H2'	23:BB:2314:A:C8	2.42	0.53
23:BB:2760:C:O2'	23:BB:2761:A:H5'	2.08	0.53
23:BB:2787:C:O2'	23:BB:2788:C:H5'	2.09	0.53
25:BC:64:VAL:O	25:BC:65:ASP:HB3	2.08	0.53
26:BD:51:THR:HG23	26:BD:78:GLY:O	2.08	0.53
28:BP:59:THR:OG1	28:BP:72:VAL:HG12	2.07	0.53
28:BP:112:ARG:NH1	28:BP:112:ARG:HB2	2.23	0.53

Continued on next page...

Continued from previous page...

Atom-1	Atom-2	Interatomic distance (Å)	Clash overlap (Å)
35:BV:80:HIS:CD2	35:BV:81:PRO:HD2	2.44	0.53
40:BH:94:ILE:HG21	40:BH:144:VAL:HG11	1.89	0.53
45:BS:7:HIS:HB2	45:BS:50:VAL:HG21	1.91	0.53
47:BF:13:LYS:HG3	47:BF:14:LYS:H	1.73	0.53
47:BF:42:ALA:O	47:BF:46:LYS:N	2.42	0.53
47:BF:110:ILE:HA	47:BF:111:ARG:NH1	2.23	0.53
47:BF:134:GLN:H	47:BF:150:GLY:H	1.57	0.53
52:BW:37:VAL:CG1	52:BW:38:ARG:H	2.17	0.53
52:BW:48:ALA:O	52:BW:61:LYS:HB2	2.09	0.53
2:CC:1:GLY:HA3	1:CA:1060:U:C5	2.44	0.53
2:CC:184:ASN:HD22	2:CC:185:THR:H	1.56	0.53
5:CF:44:ARG:HA	5:CF:57:ALA:O	2.09	0.53
10:CK:82:GLU:HG2	10:CK:108:ASN:HB2	1.90	0.53
12:CM:70:ARG:NH2	47:DF:136:ILE:HB	2.23	0.53
19:CT:28:ARG:O	19:CT:32:LYS:HG3	2.09	0.53
1:CA:744:C:O2'	1:CA:745:G:H5'	2.09	0.53
1:CA:949:A:O2'	1:CA:950:U:H5'	2.09	0.53
1:CA:1029:U:O2	1:CA:1029:U:O4'	2.26	0.53
1:CA:1339:A:H2'	1:CA:1340:A:O4'	2.08	0.53
21:CU:16:ARG:HH12	21:CU:19:LYS:CE	2.21	0.53
23:DB:20:C:H2'	23:DB:21:A:H8	1.73	0.53
23:DB:192:C:H2'	23:DB:193:U:H5'	1.90	0.53
23:DB:309:A:H4'	46:DU:15:GLY:HA3	1.89	0.53
23:DB:546:U:H4'	23:DB:547:A:O3'	2.07	0.53
23:DB:1060:U:H5	24:DI:131:THR:HG22	1.72	0.53
23:DB:1098:A:C4	24:DI:3:LYS:O	2.61	0.53
23:DB:2303:G:H1'	47:DF:122:ASP:OD1	2.08	0.53
23:DB:2341:G:H2'	23:DB:2342:C:C6	2.43	0.53
23:DB:2788:C:H2'	23:DB:2789:C:C6	2.43	0.53
25:DC:20:ASN:O	25:DC:23:LEU:HB2	2.09	0.53
25:DC:53:ILE:O	25:DC:53:ILE:HG23	2.08	0.53
26:DD:39:ASP:O	26:DD:43:ASP:HB2	2.08	0.53
34:D3:14:LYS:O	34:D3:21:PHE:O	2.26	0.53
37:DL:119:PRO:HG3	37:DL:138:ALA:O	2.08	0.53
40:DH:4:ILE:HA	40:DH:17:ASP:O	2.08	0.53
47:DF:134:GLN:H	47:DF:150:GLY:H	1.56	0.53
53:D6:38:LEU:HD12	53:D6:66:LEU:HD23	1.89	0.53
1:AA:216:U:H2'	1:AA:217:C:C6	2.43	0.53
1:AA:860:A:H2'	1:AA:861:G:O4'	2.08	0.53
1:AA:1238:A:N7	1:AA:1303:C:H1'	2.23	0.53
1:AA:1287:A:H2'	1:AA:1288:A:C8	2.44	0.53

Continued on next page...

Continued from previous page...

Atom-1	Atom-2	Interatomic distance (Å)	Clash overlap (Å)
2:AC:95:GLY:O	2:AC:96:VAL:HG13	2.09	0.53
4:AE:89:THR:HG22	4:AE:90:GLY:N	2.24	0.53
8:AI:20:ILE:HD13	8:AI:85:ALA:CB	2.39	0.53
11:AL:51:VAL:HG12	11:AL:52:CYS:N	2.23	0.53
14:AO:56:LEU:HA	14:AO:59:MET:HE3	1.91	0.53
19:AT:54:GLN:N	19:AT:55:PRO:HD2	2.24	0.53
19:AT:59:ARG:HH11	19:AT:59:ARG:HB2	1.74	0.53
20:AB:11:ALA:C	20:AB:13:VAL:H	2.12	0.53
23:BB:705:A:H61	23:BB:726:G:H1'	1.74	0.53
23:BB:936:A:H2'	23:BB:937:C:H6	1.74	0.53
23:BB:2064:C:H2'	23:BB:2065:C:H6	1.74	0.53
23:BB:2305:U:O2	47:BF:150:GLY:HA3	2.09	0.53
23:BB:2472:G:O6	23:BB:2476:A:H4'	2.09	0.53
23:BB:2712:C:H2'	23:BB:2714:G:O3'	2.08	0.53
23:BB:2838:G:H2'	23:BB:2839:G:H8	1.73	0.53
24:BI:52:LEU:HD21	24:BI:81:LYS:HZ2	1.74	0.53
25:BC:71:ASP:HA	25:BC:117:SER:O	2.07	0.53
34:B3:40:LYS:HA	34:B3:43:LEU:HD12	1.91	0.53
35:BV:64:VAL:HG22	35:BV:69:GLU:HB3	1.90	0.53
40:BH:4:ILE:HA	40:BH:17:ASP:O	2.08	0.53
45:BS:36:LEU:HD22	45:BS:36:LEU:N	2.22	0.53
50:BT:7:LEU:HD13	50:BT:7:LEU:O	2.09	0.53
52:BW:30:VAL:O	52:BW:30:VAL:HG13	2.09	0.53
9:CJ:12:ALA:HB2	9:CJ:96:VAL:HG12	1.89	0.53
9:CJ:59:LYS:HD3	1:CA:972:C:P	2.49	0.53
12:CM:33:LEU:HD13	12:CM:39:ALA:O	2.07	0.53
23:DB:598:U:H2'	23:DB:599:A:C8	2.44	0.53
23:DB:784:G:H1	25:DC:227:VAL:HG11	1.74	0.53
23:DB:873:C:H2'	23:DB:874:G:C8	2.43	0.53
23:DB:1028:A:N6	23:DB:1125:G:H2'	2.24	0.53
23:DB:2578:G:H21	26:DD:130:GLN:HE22	1.55	0.53
23:DB:2639:A:H2'	23:DB:2640:G:O4'	2.09	0.53
24:DI:52:LEU:HD22	24:DI:81:LYS:HD3	1.91	0.53
25:DC:6:LYS:C	25:DC:8:THR:H	2.12	0.53
27:DK:94:PRO:HG2	27:DK:114:LYS:HD3	1.91	0.53
28:DP:112:ARG:NH1	28:DP:112:ARG:HB2	2.24	0.53
34:D3:41:ARG:HG3	34:D3:44:ARG:NH2	2.17	0.53
35:DV:6:ALA:C	35:DV:65:VAL:HG12	2.29	0.53
39:DX:46:VAL:HA	39:DX:49:ASP:HB2	1.91	0.53
41:DJ:17:VAL:HG23	41:DJ:137:PRO:CB	2.32	0.53
43:DO:93:ASP:C	43:DO:95:SER:H	2.10	0.53

Continued on next page...

Continued from previous page...

Atom-1	Atom-2	Interatomic distance (Å)	Clash overlap (Å)
48:DG:148:ARG:HD2	48:DG:148:ARG:C	2.29	0.53
53:D6:58:VAL:CG2	53:D6:68:VAL:HG13	2.38	0.53
1:AA:237:G:H2'	1:AA:238:A:H8	1.74	0.53
1:AA:358:U:H2'	1:AA:359:G:C8	2.43	0.53
1:AA:1390:U:H2'	1:AA:1391:U:C6	2.43	0.53
2:AC:70:ALA:HA	2:AC:105:VAL:HG11	1.89	0.53
16:AQ:14:ASP:HB3	16:AQ:54:ILE:HB	1.90	0.53
18:AS:29:PRO:HA	18:AS:47:THR:O	2.08	0.53
18:AS:31:ARG:HG3	18:AS:56:HIS:NE2	2.23	0.53
18:AS:68:HIS:HB3	18:AS:72:GLU:OE2	2.08	0.53
19:AT:4:LYS:HZ1	19:AT:6:ALA:HB2	1.72	0.53
23:BB:921:C:H2'	23:BB:922:C:C6	2.44	0.53
23:BB:1199:U:H2'	23:BB:1200:C:H6	1.73	0.53
23:BB:1292:G:H2'	23:BB:1293:C:C6	2.43	0.53
23:BB:1932:A:H2'	23:BB:1933:G:O4'	2.08	0.53
23:BB:1942:C:C1'	53:B6:133:ARG:HH22	2.21	0.53
23:BB:2708:G:O2'	23:BB:2709:G:H5'	2.08	0.53
26:BD:68:PHE:HB3	26:BD:73:VAL:HG23	1.89	0.53
30:BY:2:LYS:CG	30:BY:3:THR:H	2.21	0.53
45:BS:60:HIS:O	45:BS:61:ASN:CB	2.56	0.53
46:BU:21:ARG:HG3	46:BU:21:ARG:HH11	1.74	0.53
46:BU:73:ASN:OD1	46:BU:75:ALA:HB3	2.08	0.53
47:BF:69:ALA:HB3	47:BF:80:GLN:O	2.09	0.53
47:BF:177:ARG:CZ	47:BF:177:ARG:HA	2.38	0.53
49:BR:68:ARG:HH11	49:BR:90:ARG:HG2	1.73	0.53
50:BT:40:LYS:HG3	50:BT:60:THR:HG23	1.90	0.53
51:BZ:45:ARG:HG2	51:BZ:46:PHE:N	2.23	0.53
6:CG:58:LEU:O	6:CG:62:GLU:HB2	2.08	0.53
6:CG:72:VAL:HG12	6:CG:89:GLU:HA	1.90	0.53
1:CA:961:U:O2	1:CA:961:U:O4'	2.26	0.53
1:CA:1281:C:H5'	1:CA:1282:C:H5	1.73	0.53
1:CA:1343:G:H2'	1:CA:1344:C:H6	1.72	0.53
1:CA:1432:G:H1'	1:CA:1468:A:H61	1.73	0.53
21:CU:24:LYS:HD2	21:CU:25:ALA:N	2.12	0.53
23:DB:32:C:O2'	23:DB:33:C:H5'	2.08	0.53
23:DB:668:A:H2'	23:DB:670:A:H62	1.73	0.53
23:DB:729:G:H2'	23:DB:1775:U:H1'	1.90	0.53
23:DB:741:U:H2'	23:DB:742:A:C8	2.43	0.53
23:DB:1098:A:H3'	24:DI:3:LYS:CB	2.38	0.53
23:DB:1210:G:H5'	23:DB:1212:G:H5'	1.91	0.53
23:DB:1315:C:H2'	23:DB:1316:U:C6	2.44	0.53

Continued on next page...

Continued from previous page...

Atom-1	Atom-2	Interatomic distance (Å)	Clash overlap (Å)
23:DB:2104:C:H5''	23:DB:2105:U:OP1	2.09	0.53
23:DB:2153:C:H2'	23:DB:2154:A:H8	1.74	0.53
23:DB:2271:G:C2'	23:DB:2272:U:H5'	2.39	0.53
23:DB:2785:C:H2'	23:DB:2786:U:H6	1.74	0.53
24:DI:45:THR:HA	24:DI:48:ILE:CG2	2.38	0.53
29:DE:111:GLU:HG2	29:DE:114:ARG:NH2	2.18	0.53
34:D3:18:LYS:CE	34:D3:20:GLY:H	2.21	0.53
38:DM:6:ARG:HB3	38:DM:6:ARG:NH1	2.24	0.53
40:DH:39:ALA:HA	40:DH:44:ILE:HG22	1.91	0.53
43:DO:100:HIS:C	43:DO:104:GLN:HB2	2.29	0.53
45:DS:5:ALA:HB3	45:DS:54:ALA:HB2	1.90	0.53
47:DF:45:ASP:O	47:DF:46:LYS:HB2	2.09	0.53
51:DZ:40:VAL:HG13	51:DZ:47:VAL:HG22	1.90	0.53
52:DW:23:LYS:HD2	52:DW:24:ARG:H	1.72	0.53
52:DW:37:VAL:CG1	52:DW:38:ARG:HH11	2.22	0.53
53:D6:43:VAL:HG21	53:D6:52:LEU:HD12	1.91	0.53
1:AA:235:C:H2'	1:AA:236:A:H8	1.74	0.53
1:AA:279:A:OP1	1:AA:281:G:H5'	2.09	0.53
1:AA:552:U:H4'	11:AL:82:ARG:HG3	1.90	0.53
3:AD:12:ARG:HA	3:AD:33:ILE:HD12	1.91	0.53
12:AM:94:LEU:HB3	12:AM:95:PRO:HD2	1.91	0.53
15:AP:78:VAL:O	15:AP:79:ASN:C	2.46	0.53
18:AS:20:LYS:O	18:AS:20:LYS:HD2	2.08	0.53
20:AB:16:GLY:HA3	20:AB:39:ILE:HA	1.90	0.53
23:BB:39:G:H2'	23:BB:40:U:C6	2.43	0.53
23:BB:594:U:H2'	23:BB:595:C:C6	2.44	0.53
23:BB:934:U:H2'	23:BB:935:C:H6	1.72	0.53
23:BB:2370:G:H2'	23:BB:2371:G:C8	2.43	0.53
23:BB:2885:G:N2	31:B0:31:LYS:HG2	2.24	0.53
25:BC:250:GLN:CD	25:BC:250:GLN:H	2.12	0.53
27:BK:47:ILE:HG23	27:BK:49:ARG:H	1.74	0.53
28:BP:94:ALA:O	28:BP:95:LYS:HD2	2.09	0.53
30:BY:11:SER:OG	30:BY:13:ILE:HG13	2.08	0.53
38:BM:26:VAL:CG2	38:BM:133:LYS:HA	2.39	0.53
40:BH:5:LEU:C	40:BH:6:LEU:HD12	2.29	0.53
40:BH:122:LEU:HD12	40:BH:122:LEU:N	2.24	0.53
53:B6:12:SER:O	53:B6:16:LYS:HD2	2.09	0.53
53:B6:52:LEU:HA	53:B6:55:ILE:CG2	2.39	0.53
53:B6:69:GLN:HG2	53:B6:98:ALA:HB2	1.90	0.53
8:CI:20:ILE:HD13	8:CI:85:ALA:CB	2.38	0.53
8:CI:117:LEU:CD2	8:CI:123:ARG:HB3	2.39	0.53

Continued on next page...

Continued from previous page...

Atom-1	Atom-2	Interatomic distance (Å)	Clash overlap (Å)
19:CT:13:SER:HB2	1:CA:323:U:H1'	1.91	0.53
1:CA:215:C:H2'	1:CA:216:U:H6	1.72	0.53
1:CA:1027:C:H2'	1:CA:1028:C:O4'	2.07	0.53
23:DB:327:G:H2'	23:DB:328:U:O4'	2.09	0.53
23:DB:962:G:H21	23:DB:2250:G:H1	1.57	0.53
23:DB:996:A:H4'	44:DQ:91:ARG:HG2	1.90	0.53
23:DB:1417:C:O5'	23:DB:1588:G:H1'	2.08	0.53
23:DB:1439:A:C5	23:DB:1552:A:N6	2.76	0.53
25:DC:90:ILE:HD13	25:DC:104:LEU:HA	1.89	0.53
26:DD:107:VAL:H	26:DD:206:ALA:H	1.56	0.53
28:DP:4:ILE:C	28:DP:6:GLN:N	2.63	0.53
33:D1:16:THR:HG21	33:D1:42:VAL:HG23	1.90	0.53
37:DL:124:GLY:H	37:DL:143:GLU:HG3	1.68	0.53
39:DX:29:ARG:HH11	50:DT:12:ARG:HE	1.55	0.53
41:DJ:99:ARG:O	41:DJ:103:ILE:HG23	2.09	0.53
51:DZ:31:PRO:HB2	51:DZ:33:LEU:CD1	2.36	0.53
52:DW:8:SER:O	52:DW:9:THR:HB	2.08	0.53
53:D6:4:LYS:HD3	53:D6:5:GLU:N	2.24	0.53
53:D6:63:PRO:HB2	53:D6:64:ARG:NE	2.24	0.53
1:AA:237:G:H2'	1:AA:238:A:C8	2.44	0.53
1:AA:272:C:H2'	1:AA:273:U:C6	2.43	0.53
1:AA:491:G:O2'	1:AA:492:C:H5'	2.08	0.53
1:AA:1522:U:O2'	1:AA:1523:G:H5'	2.08	0.53
2:AC:48:LYS:CD	2:AC:48:LYS:H	2.21	0.53
4:AE:113:VAL:HG23	4:AE:114:LEU:N	2.23	0.53
15:AP:2:VAL:O	15:AP:65:ALA:HA	2.08	0.53
20:AB:85:SER:N	20:AB:88:GLN:HE22	2.07	0.53
23:BB:136:G:H8	23:BB:136:G:P	2.32	0.53
23:BB:155:A:H2'	23:BB:156:A:H8	1.73	0.53
23:BB:176:A:O2'	23:BB:177:G:H5'	2.09	0.53
23:BB:572:A:H5''	23:BB:573:U:OP2	2.08	0.53
23:BB:1032:A:H1'	32:B4:23:ILE:CD1	2.35	0.53
23:BB:1432:G:O2'	23:BB:1433:A:H5'	2.09	0.53
23:BB:1439:A:N7	23:BB:1440:U:C6	2.76	0.53
23:BB:1666:G:O3'	27:BK:6:THR:HG23	2.08	0.53
23:BB:2393:U:H5'	37:BL:60:ARG:O	2.09	0.53
23:BB:2512:C:H2'	23:BB:2513:A:O4'	2.09	0.53
23:BB:2755:C:H6	23:BB:2755:C:O5'	1.91	0.53
31:B0:29:VAL:HG22	31:B0:30:ASP:H	1.74	0.53
34:B3:49:VAL:O	34:B3:51:LYS:N	2.42	0.53
35:BV:65:VAL:C	35:BV:67:GLY:H	2.12	0.53

Continued on next page...

Continued from previous page...

Atom-1	Atom-2	Interatomic distance (Å)	Clash overlap (Å)
37:BL:90:VAL:HB	37:BL:122:VAL:HG12	1.91	0.53
40:BH:45:GLU:HA	40:BH:48:GLU:OE1	2.09	0.53
41:BJ:100:VAL:O	41:BJ:104:ALA:HB2	2.08	0.53
48:BG:148:ARG:HD2	48:BG:149:ALA:N	2.24	0.53
50:BT:39:THR:HG22	50:BT:42:GLU:CG	2.38	0.53
2:CC:48:LYS:CD	2:CC:48:LYS:H	2.21	0.53
3:CD:187:ARG:NH1	3:CD:191:SER:HA	2.24	0.53
4:CE:17:VAL:HG23	4:CE:33:THR:O	2.09	0.53
7:CH:51:GLU:HG2	7:CH:52:GLY:H	1.74	0.53
7:CH:94:VAL:HG21	7:CH:100:ILE:O	2.09	0.53
8:CI:46:VAL:HG21	8:CI:75:ALA:HB1	1.89	0.53
13:CN:50:LEU:HG	13:CN:51:PRO:HD3	1.91	0.53
20:CB:23:ASN:HD21	20:CB:25:LYS:HG3	1.74	0.53
20:CB:204:ASP:CG	20:CB:205:ALA:H	2.12	0.53
1:CA:1029:U:H3'	1:CA:1029:U:OP2	2.08	0.53
1:CA:1412:C:H2'	1:CA:1413:A:H8	1.70	0.53
23:DB:156:A:H2'	23:DB:157:C:C6	2.44	0.53
23:DB:582:A:H2'	23:DB:583:G:C8	2.44	0.53
23:DB:811:U:OP2	37:DL:20:GLY:HA2	2.09	0.53
23:DB:1146:C:H2'	23:DB:1147:A:C8	2.44	0.53
23:DB:1334:G:O2'	23:DB:1335:C:H5'	2.09	0.53
23:DB:1495:A:H2'	23:DB:1496:A:C8	2.44	0.53
23:DB:1593:A:H2'	23:DB:1594:U:H6	1.73	0.53
23:DB:2825:G:H2'	23:DB:2826:A:H5'	1.91	0.53
24:DI:76:ALA:HA	24:DI:135:MET:SD	2.49	0.53
26:DD:32:ASN:N	26:DD:96:ILE:O	2.42	0.53
27:DK:53:LYS:HD3	27:DK:53:LYS:H	1.73	0.53
40:DH:133:GLN:CA	40:DH:139:PHE:HB3	2.38	0.53
41:DJ:23:LYS:NZ	41:DJ:142:ILE:HG12	2.24	0.53
41:DJ:30:THR:HG23	41:DJ:31:GLU:H	1.74	0.53
42:DN:70:THR:HB	42:DN:75:ILE:HD11	1.90	0.53
47:DF:169:LEU:HD22	47:DF:174:PHE:CE1	2.44	0.53
50:DT:38:ALA:O	50:DT:39:THR:HB	2.09	0.53
1:AA:90:C:H2'	1:AA:91:U:C6	2.44	0.53
1:AA:518:C:H2'	1:AA:530:G:C8	2.43	0.53
1:AA:961:U:O4'	1:AA:961:U:O2	2.26	0.53
1:AA:1001:C:H2'	1:AA:1002:G:H8	1.71	0.53
1:AA:1489:G:H2'	1:AA:1490:U:C6	2.44	0.53
6:AG:70:PRO:HD3	6:AG:102:TRP:CZ3	2.44	0.53
11:AL:42:LYS:HD2	11:AL:43:LYS:HG3	1.90	0.53
20:AB:178:LEU:HB2	20:AB:180:ILE:HG12	1.91	0.53

Continued on next page...

Continued from previous page...

Atom-1	Atom-2	Interatomic distance (Å)	Clash overlap (Å)
23:BB:170:U:H2'	23:BB:171:U:C6	2.43	0.53
23:BB:280:U:H2'	23:BB:281:C:H6	1.73	0.53
23:BB:338:G:N2	23:BB:339:U:H1'	2.24	0.53
23:BB:496:G:H1'	45:BS:61:ASN:HD21	1.73	0.53
23:BB:743:A:C2'	23:BB:744:U:H5'	2.38	0.53
23:BB:1332:G:N3	23:BB:1332:G:H2'	2.23	0.53
23:BB:1442:U:H2'	23:BB:1443:U:C6	2.44	0.53
23:BB:1812:U:O2'	25:BC:43:ASN:ND2	2.41	0.53
23:BB:2359:C:H2'	23:BB:2360:G:C8	2.44	0.53
25:BC:52:HIS:HA	25:BC:216:ARG:HB2	1.90	0.53
28:BP:31:VAL:O	28:BP:32:VAL:HB	2.07	0.53
33:B1:3:GLY:C	33:B1:5:ARG:H	2.12	0.53
38:BM:69:PRO:HG2	38:BM:70:ASP:H	1.74	0.53
40:BH:4:ILE:HG13	40:BH:37:VAL:O	2.09	0.53
41:BJ:128:ASN:C	41:BJ:129:GLU:HG3	2.30	0.53
42:BN:78:LYS:O	42:BN:82:GLU:HB2	2.09	0.53
47:BF:13:LYS:HA	47:BF:16:MET:HB2	1.91	0.53
48:BG:15:ASP:CB	48:BG:26:LYS:HB3	2.39	0.53
52:BW:41:GLY:HA2	52:BW:44:PHE:CE2	2.43	0.53
53:B6:61:PRO:HD3	53:B6:67:VAL:HG22	1.90	0.53
53:B6:64:ARG:O	53:B6:103:ILE:N	2.41	0.53
53:B6:102:ASN:N	53:B6:102:ASN:HD22	2.06	0.53
6:CG:100:MET:O	6:CG:104:VAL:HG23	2.08	0.53
7:CH:26:MET:HB2	7:CH:27:PRO:HD2	1.91	0.53
16:CQ:24:ILE:HD13	16:CQ:43:LEU:HD13	1.90	0.53
1:CA:34:C:H2'	1:CA:35:G:H8	1.73	0.53
1:CA:470:C:H2'	1:CA:471:U:H6	1.73	0.53
1:CA:580:C:H2'	1:CA:581:G:O4'	2.09	0.53
1:CA:738:C:H2'	1:CA:739:C:C6	2.44	0.53
1:CA:1014:A:C2	1:CA:1219:A:H1'	2.44	0.53
23:DB:496:G:H1'	45:DS:61:ASN:ND2	2.24	0.53
23:DB:580:U:H2'	23:DB:581:C:H6	1.73	0.53
23:DB:946:C:H2'	23:DB:947:A:H8	1.74	0.53
23:DB:1475:G:H4'	23:DB:1476:U:O5'	2.09	0.53
23:DB:1553:A:O2'	23:DB:1554:U:H2'	2.09	0.53
23:DB:2516:A:O2'	23:DB:2517:C:H5'	2.09	0.53
23:DB:2615:U:C2	31:D0:3:GLN:HA	2.44	0.53
23:DB:2708:G:O2'	23:DB:2709:G:H5'	2.07	0.53
27:DK:47:ILE:HG23	27:DK:49:ARG:H	1.73	0.53
27:DK:63:VAL:HG12	27:DK:64:ARG:HD3	1.91	0.53
28:DP:91:VAL:O	28:DP:92:ARG:HB3	2.09	0.53

Continued on next page...

Continued from previous page...

Atom-1	Atom-2	Interatomic distance (Å)	Clash overlap (Å)
34:D3:22:LYS:HA	34:D3:48:MET:HA	1.89	0.53
35:DV:30:ILE:HG13	35:DV:40:ILE:HD12	1.90	0.53
44:DQ:73:ILE:HG23	44:DQ:78:PHE:HB2	1.91	0.53
45:DS:60:HIS:O	45:DS:61:ASN:CB	2.56	0.53
46:DU:86:PHE:HB3	46:DU:90:LYS:O	2.08	0.53
47:DF:110:ILE:HA	47:DF:111:ARG:NH1	2.23	0.53
50:DT:28:ASN:HB2	50:DT:91:GLN:HE22	1.74	0.53
5:AF:93:LYS:O	5:AF:94:HIS:HB2	2.08	0.52
16:AQ:30:HIS:HB3	16:AQ:33:TYR:HB2	1.91	0.52
20:AB:198:VAL:HG12	20:AB:200:PRO:HD3	1.92	0.52
23:BB:276:U:C2'	23:BB:277:G:H5'	2.39	0.52
23:BB:633:A:H8	23:BB:633:A:O5'	1.92	0.52
23:BB:1318:U:H2'	23:BB:1319:C:C6	2.43	0.52
23:BB:1917:U:H2'	23:BB:1918:A:O4'	2.09	0.52
23:BB:2135:A:H3'	23:BB:2136:G:H8	1.74	0.52
23:BB:2143:C:H2'	23:BB:2144:G:O4'	2.09	0.52
23:BB:2415:G:H2'	23:BB:2416:C:C6	2.44	0.52
23:BB:2834:G:H1'	23:BB:2883:A:H61	1.73	0.52
25:BC:30:ALA:N	25:BC:31:PRO:HD2	2.24	0.52
26:BD:179:ARG:HH11	26:BD:179:ARG:HB3	1.73	0.52
32:B4:11:CYS:HB3	32:B4:33:HIS:HE1	1.74	0.52
40:BH:40:THR:O	40:BH:41:LYS:C	2.47	0.52
40:BH:79:THR:HG22	40:BH:145:ASN:HB2	1.91	0.52
41:BJ:58:ASN:HA	41:BJ:127:GLY:CA	2.35	0.52
45:BS:60:HIS:O	45:BS:61:ASN:HB2	2.08	0.52
6:CG:104:VAL:HG12	6:CG:108:ARG:HD2	1.89	0.52
10:CK:127:ARG:HH11	10:CK:127:ARG:HG3	1.73	0.52
19:CT:59:ARG:HH21	1:CA:177:G:C5'	2.22	0.52
20:CB:95:TRP:CH2	20:CB:100:LEU:HB2	2.42	0.52
1:CA:429:U:H1'	1:CA:430:A:H5''	1.90	0.52
1:CA:674:G:H2'	1:CA:675:A:C8	2.43	0.52
1:CA:1461:G:H2'	1:CA:1462:C:H6	1.74	0.52
23:DB:417:C:H2'	23:DB:418:C:H6	1.73	0.52
23:DB:823:C:O2'	23:DB:824:U:H5'	2.09	0.52
23:DB:1724:G:H2'	23:DB:1725:U:H6	1.74	0.52
23:DB:2849:U:H4'	23:DB:2850:A:H5'	1.90	0.52
25:DC:30:ALA:N	25:DC:31:PRO:HD2	2.24	0.52
26:DD:56:LYS:HD3	26:DD:58:ASN:HB3	1.92	0.52
27:DK:71:ARG:HG3	27:DK:105:ARG:HH21	1.74	0.52
28:DP:24:THR:O	28:DP:25:VAL:HG22	2.09	0.52
28:DP:50:ARG:N	28:DP:57:ALA:O	2.41	0.52

Continued on next page...

Continued from previous page...

Atom-1	Atom-2	Interatomic distance (Å)	Clash overlap (Å)
36:D2:19:ARG:NH2	36:D2:19:ARG:HB3	2.24	0.52
38:DM:73:ILE:HG13	38:DM:93:VAL:HB	1.90	0.52
40:DH:31:VAL:CB	40:DH:32:PRO:CD	2.84	0.52
40:DH:58:LEU:O	40:DH:61:VAL:HG12	2.09	0.52
44:DQ:83:LYS:NZ	44:DQ:87:VAL:HA	2.24	0.52
48:DG:122:ALA:HB2	48:DG:132:LEU:HB3	1.91	0.52
51:DZ:45:ARG:HG2	51:DZ:46:PHE:N	2.23	0.52
53:D6:114:LEU:HD22	53:D6:183:ILE:HG23	1.91	0.52
1:AA:34:C:H2'	1:AA:35:G:H8	1.74	0.52
1:AA:454:G:O2'	1:AA:455:G:H5'	2.08	0.52
1:AA:600:A:H2'	1:AA:601:G:H8	1.74	0.52
1:AA:1306:A:N6	1:AA:1331:G:H1'	2.23	0.52
1:AA:1397:C:H4'	1:AA:1398:A:OP2	2.10	0.52
2:AC:184:ASN:HD22	2:AC:185:THR:H	1.57	0.52
3:AD:29:THR:HG22	3:AD:30:LYS:N	2.24	0.52
3:AD:187:ARG:NH1	3:AD:191:SER:HA	2.24	0.52
8:AI:25:GLY:CA	8:AI:57:VAL:HA	2.26	0.52
8:AI:61:ASP:O	8:AI:62:LEU:HD13	2.09	0.52
15:AP:25:ARG:HD3	15:AP:25:ARG:H	1.74	0.52
23:BB:331:C:O2'	23:BB:332:A:H5'	2.09	0.52
23:BB:573:U:N3	23:BB:2031:A:OP1	2.38	0.52
23:BB:857:G:O2'	23:BB:858:G:H5'	2.09	0.52
23:BB:1710:G:O2'	23:BB:1711:A:H5'	2.10	0.52
23:BB:2215:C:H2'	23:BB:2216:G:H8	1.74	0.52
23:BB:2415:G:H2'	23:BB:2416:C:H6	1.74	0.52
23:BB:2793:C:H2'	23:BB:2794:C:H6	1.74	0.52
24:BI:49:GLU:CG	24:BI:54:ILE:HD11	2.39	0.52
25:BC:153:LEU:HD13	25:BC:175:LEU:CD2	2.38	0.52
29:BE:136:GLN:NE2	29:BE:139:LYS:HD3	2.24	0.52
34:B3:7:ARG:HH11	34:B3:7:ARG:HG3	1.74	0.52
35:BV:51:GLN:HA	35:BV:56:PHE:CG	2.44	0.52
37:BL:113:ALA:HB3	37:BL:115:GLU:OE1	2.08	0.52
46:BU:23:LYS:N	46:BU:23:LYS:HD2	2.23	0.52
48:BG:10:VAL:CG1	48:BG:14:VAL:HB	2.29	0.52
3:CD:90:LEU:HD11	3:CD:194:ILE:CD1	2.37	0.52
3:CD:169:TRP:CD2	3:CD:185:PRO:HB3	2.45	0.52
4:CE:14:LEU:HA	4:CE:36:THR:HG22	1.91	0.52
16:CQ:7:LEU:O	16:CQ:60:ILE:HD13	2.08	0.52
18:CS:66:VAL:C	18:CS:68:HIS:H	2.12	0.52
1:CA:104:G:O2'	1:CA:105:G:H5'	2.10	0.52
1:CA:1132:C:H2'	1:CA:1133:G:C8	2.43	0.52

Continued on next page...

Continued from previous page...

Atom-1	Atom-2	Interatomic distance (Å)	Clash overlap (Å)
1:CA:1519:A:H3'	1:CA:1520:C:C5'	2.40	0.52
23:DB:615:U:O4	29:DE:39:ALA:HB2	2.08	0.52
23:DB:1054:A:H2'	23:DB:1055:G:C8	2.44	0.52
23:DB:1100:C:H2'	23:DB:1101:U:C6	2.44	0.52
23:DB:1173:U:H2'	23:DB:1174:U:O4'	2.09	0.52
23:DB:2195:U:O2'	23:DB:2196:C:H5'	2.09	0.52
23:DB:2395:C:H2'	23:DB:2396:G:O4'	2.10	0.52
24:DI:99:LYS:HD3	24:DI:99:LYS:N	2.24	0.52
34:D3:35:LYS:HG2	34:D3:39:ARG:NH2	2.25	0.52
46:DU:6:ARG:O	46:DU:24:VAL:HB	2.08	0.52
46:DU:46:LYS:HG2	46:DU:47:PRO:HD2	1.91	0.52
47:DF:33:ILE:HG21	47:DF:98:PHE:CE2	2.45	0.52
51:DZ:33:LEU:H	51:DZ:52:SER:HB2	1.74	0.52
53:D6:37:LEU:HD11	53:D6:88:LEU:HD21	1.90	0.52
1:AA:551:U:H2'	1:AA:552:U:C6	2.44	0.52
1:AA:662:U:H2'	1:AA:663:A:C8	2.44	0.52
1:AA:1078:U:H2'	1:AA:1079:G:O4'	2.08	0.52
1:AA:1289:A:H61	8:AI:71:ILE:HD13	1.75	0.52
1:AA:1302:C:OP2	12:AM:16:ILE:HD11	2.09	0.52
1:AA:1413:A:H2	1:AA:1487:G:H22	1.57	0.52
8:AI:14:SER:HA	8:AI:68:GLY:O	2.09	0.52
8:AI:26:LYS:HE3	8:AI:27:ILE:N	2.23	0.52
10:AK:85:VAL:HG21	10:AK:96:ILE:HD11	1.91	0.52
22:BA:14:U:H1'	22:BA:106:G:H21	1.75	0.52
23:BB:160:A:H1'	23:BB:2208:C:O2'	2.09	0.52
23:BB:285:G:O2'	23:BB:286:U:H5'	2.09	0.52
23:BB:289:G:H2'	23:BB:290:U:O4'	2.09	0.52
23:BB:1172:C:H3'	23:BB:1173:U:H6	1.71	0.52
23:BB:1269:A:H2'	23:BB:1270:C:C6	2.45	0.52
24:BI:75:ALA:HB2	24:BI:112:LYS:HE2	1.90	0.52
31:B0:48:TYR:CG	31:B0:49:ARG:N	2.77	0.52
37:BL:82:LEU:O	37:BL:85:VAL:HG12	2.09	0.52
38:BM:19:GLY:N	38:BM:38:ARG:HH22	2.08	0.52
45:BS:1:MET:SD	45:BS:62:ASP:HB3	2.49	0.52
46:BU:11:ILE:O	46:BU:11:ILE:HD13	2.09	0.52
50:BT:38:ALA:O	50:BT:39:THR:HB	2.09	0.52
4:CE:98:ALA:HB1	4:CE:102:THR:HG21	1.91	0.52
11:CL:82:ARG:HG3	1:CA:552:U:H4'	1.91	0.52
14:CO:56:LEU:HA	14:CO:59:MET:HE3	1.91	0.52
18:CS:2:ARG:CZ	1:CA:1320:C:H5''	2.40	0.52
18:CS:20:LYS:O	18:CS:20:LYS:HD2	2.09	0.52

Continued on next page...

Continued from previous page...

Atom-1	Atom-2	Interatomic distance (Å)	Clash overlap (Å)
18:CS:43:MET:C	18:CS:46:LEU:HD23	2.30	0.52
20:CB:26:MET:O	20:CB:30:ILE:HG13	2.09	0.52
1:CA:193:C:H2'	1:CA:194:C:C6	2.43	0.52
1:CA:1384:C:H2'	1:CA:1385:G:H8	1.74	0.52
22:DA:5:U:H2'	22:DA:6:G:C8	2.44	0.52
23:DB:121:G:H2'	23:DB:122:G:H8	1.74	0.52
23:DB:125:A:OP2	36:D2:19:ARG:NH2	2.42	0.52
23:DB:947:A:O2'	23:DB:984:A:H2	1.92	0.52
23:DB:1098:A:P	24:DI:3:LYS:HG2	2.49	0.52
23:DB:1947:C:H2'	23:DB:1948:G:H8	1.74	0.52
23:DB:2438:U:O2'	23:DB:2439:A:H5''	2.09	0.52
27:DK:19:VAL:HB	27:DK:41:ILE:CG1	2.38	0.52
28:DP:6:GLN:O	28:DP:10:GLU:HB3	2.09	0.52
28:DP:31:VAL:HG13	28:DP:32:VAL:N	2.24	0.52
34:D3:40:LYS:HA	34:D3:43:LEU:HD12	1.90	0.52
35:DV:80:HIS:CD2	35:DV:81:PRO:HD2	2.44	0.52
37:DL:77:ILE:HB	37:DL:109:LYS:O	2.08	0.52
40:DH:6:LEU:HD11	40:DH:37:VAL:HG12	1.91	0.52
40:DH:24:GLY:O	40:DH:28:ASN:HB2	2.10	0.52
41:DJ:40:HIS:ND1	41:DJ:41:LYS:HG3	2.25	0.52
41:DJ:130:HIS:HD2	41:DJ:132:HIS:HB2	1.75	0.52
44:DQ:89:ILE:HB	49:DR:11:GLN:NE2	2.24	0.52
46:DU:94:PHE:HB3	46:DU:101:THR:HA	1.90	0.52
52:DW:74:LYS:O	52:DW:76:ARG:HG2	2.10	0.52
53:D6:18:LEU:HD21	53:D6:171:LYS:CD	2.38	0.52
53:D6:150:SER:O	53:D6:154:THR:HG23	2.10	0.52
1:AA:193:C:H2'	1:AA:194:C:C6	2.44	0.52
1:AA:451:A:H4'	1:AA:452:A:O4'	2.09	0.52
1:AA:475:C:H2'	1:AA:476:U:H6	1.75	0.52
1:AA:513:C:H2'	1:AA:514:C:C6	2.44	0.52
1:AA:538:G:OP2	11:AL:111:GLN:HB2	2.09	0.52
1:AA:769:G:O2'	1:AA:770:C:H5'	2.10	0.52
1:AA:840:C:H2'	1:AA:842:U:H5''	1.91	0.52
1:AA:949:A:O2'	1:AA:950:U:H5'	2.09	0.52
1:AA:1461:G:H2'	1:AA:1462:C:H6	1.74	0.52
6:AG:102:TRP:CH2	6:AG:140:VAL:HG21	2.44	0.52
15:AP:68:SER:OG	15:AP:71:VAL:HG12	2.08	0.52
22:BA:49:C:OP1	43:BO:101:GLY:HA3	2.10	0.52
23:BB:494:G:H4'	45:BS:6:LYS:HG2	1.92	0.52
23:BB:526:A:N6	23:BB:2626:C:H4'	2.25	0.52
23:BB:655:A:H4'	23:BB:656:G:H5'	1.91	0.52

Continued on next page...

Continued from previous page...

Atom-1	Atom-2	Interatomic distance (Å)	Clash overlap (Å)
23:BB:1188:U:O2'	23:BB:1189:A:H5'	2.08	0.52
23:BB:1316:U:O2'	23:BB:1317:G:H5'	2.09	0.52
23:BB:1639:C:C2'	23:BB:1640:A:H5'	2.39	0.52
23:BB:2479:U:OP1	23:BB:2537:U:H1'	2.08	0.52
23:BB:2659:G:N2	23:BB:2661:G:H5''	2.24	0.52
23:BB:2700:A:H2'	23:BB:2701:U:C6	2.44	0.52
31:B0:42:ILE:HG22	31:B0:43:THR:O	2.09	0.52
35:BV:30:ILE:HG13	35:BV:40:ILE:HD12	1.90	0.52
43:BO:40:ILE:HG12	43:BO:47:VAL:HG13	1.92	0.52
44:BQ:83:LYS:NZ	44:BQ:87:VAL:HA	2.25	0.52
46:BU:86:PHE:HB3	46:BU:90:LYS:O	2.09	0.52
47:BF:56:LEU:HD22	47:BF:59:ILE:HD12	1.91	0.52
47:BF:104:THR:C	47:BF:105:ILE:HG13	2.30	0.52
48:BG:122:ALA:HB2	48:BG:132:LEU:HB3	1.90	0.52
50:BT:29:THR:H	50:BT:91:GLN:NE2	2.08	0.52
6:CG:144:ALA:C	6:CG:146:ALA:H	2.12	0.52
12:CM:94:LEU:HB3	12:CM:95:PRO:HD2	1.92	0.52
12:CM:106:ARG:HB2	1:CA:947:G:H5''	1.91	0.52
16:CQ:30:HIS:HB3	16:CQ:33:TYR:HB2	1.91	0.52
1:CA:818:G:O2'	1:CA:819:A:H5''	2.09	0.52
1:CA:858:G:O6	1:CA:869:G:H3'	2.10	0.52
1:CA:1260:G:H4'	1:CA:1283:U:O2'	2.09	0.52
23:DB:27:G:H1'	23:DB:513:A:H61	1.73	0.52
23:DB:64:A:H2'	23:DB:65:U:H6	1.74	0.52
23:DB:547:A:H8	23:DB:548:G:N3	2.06	0.52
23:DB:1000:A:H2'	23:DB:1001:A:C8	2.44	0.52
23:DB:1092:C:H2'	23:DB:1093:G:H5'	1.91	0.52
23:DB:1292:G:H2'	23:DB:1293:C:C6	2.44	0.52
23:DB:1623:G:O2'	23:DB:1624:U:H5'	2.08	0.52
23:DB:1854:A:H62	23:DB:1888:G:H8	1.56	0.52
28:DP:7:LEU:HA	28:DP:10:GLU:OE2	2.10	0.52
35:DV:77:VAL:HG23	35:DV:89:ILE:HG22	1.90	0.52
41:DJ:58:ASN:HA	41:DJ:127:GLY:CA	2.36	0.52
44:DQ:77:LYS:HA	44:DQ:80:ASN:HB3	1.92	0.52
45:DS:36:LEU:H	45:DS:36:LEU:CD2	2.22	0.52
49:DR:14:VAL:CG2	49:DR:15:SER:N	2.73	0.52
51:DZ:32:ASN:O	51:DZ:33:LEU:O	2.27	0.52
1:AA:1013:G:H2'	1:AA:1015:G:OP2	2.09	0.52
3:AD:103:ARG:HH21	3:AD:110:ARG:NH2	2.08	0.52
5:AF:44:ARG:HA	5:AF:57:ALA:O	2.10	0.52
6:AG:14:ASP:OD2	6:AG:15:PRO:HD2	2.10	0.52

Continued on next page...

Continued from previous page...

Atom-1	Atom-2	Interatomic distance (Å)	Clash overlap (Å)
11:AL:88:ASP:C	11:AL:89:LEU:HD22	2.30	0.52
20:AB:40:ILE:HD13	20:AB:201:GLY:HA2	1.91	0.52
23:BB:27:G:H1'	23:BB:513:A:H61	1.73	0.52
23:BB:1060:U:O2	23:BB:1088:A:C8	2.63	0.52
23:BB:1315:C:H2'	23:BB:1316:U:C6	2.45	0.52
23:BB:1417:C:O5'	23:BB:1588:G:H1'	2.08	0.52
23:BB:2784:U:H4'	26:BD:42:ASN:O	2.09	0.52
23:BB:2880:C:O4'	42:BN:91:ALA:HB3	2.09	0.52
24:BI:23:VAL:HG23	24:BI:24:GLY:N	2.25	0.52
25:BC:127:ASN:O	25:BC:190:THR:HA	2.09	0.52
25:BC:141:HIS:HB3	25:BC:190:THR:HG1	1.74	0.52
26:BD:39:ASP:O	26:BD:43:ASP:HB2	2.08	0.52
27:BK:88:ASN:HD21	27:BK:90:ASN:HB3	1.74	0.52
30:BY:6:ILE:HG22	30:BY:7:THR:H	1.75	0.52
34:B3:18:LYS:CE	34:B3:20:GLY:H	2.22	0.52
37:BL:56:PRO:O	37:BL:59:ARG:HB2	2.08	0.52
40:BH:57:LYS:NZ	40:BH:58:LEU:HD13	2.24	0.52
41:BJ:136:GLN:N	41:BJ:137:PRO:HD3	2.25	0.52
43:BO:11:ALA:HB2	43:BO:96:GLY:N	2.24	0.52
44:BQ:73:ILE:HG23	44:BQ:78:PHE:HB2	1.92	0.52
47:BF:98:PHE:O	47:BF:102:LEU:HD12	2.10	0.52
50:BT:79:ASP:N	50:BT:79:ASP:OD2	2.43	0.52
5:CF:12:PRO:HG3	5:CF:54:LEU:HG	1.92	0.52
8:CI:14:SER:HA	8:CI:68:GLY:O	2.10	0.52
8:CI:112:ARG:HD2	13:CN:100:TRP:OXT	2.10	0.52
17:CR:63:TYR:CD2	17:CR:63:TYR:N	2.77	0.52
18:CS:42:ASN:HD21	18:CS:43:MET:HG3	1.73	0.52
19:CT:59:ARG:HB2	19:CT:59:ARG:HH11	1.73	0.52
19:CT:61:ALA:HA	19:CT:67:HIS:N	2.22	0.52
20:CB:87:ASP:CB	20:CB:224:ARG:HH12	2.22	0.52
20:CB:122:ASP:CG	20:CB:123:GLY:N	2.63	0.52
1:CA:399:G:H2'	1:CA:400:C:C6	2.45	0.52
1:CA:672:U:H2'	1:CA:673:A:C8	2.45	0.52
1:CA:840:C:H2'	1:CA:842:U:H5''	1.91	0.52
23:DB:40:U:H2'	23:DB:41:C:C6	2.44	0.52
23:DB:150:U:H2'	23:DB:151:C:H6	1.74	0.52
23:DB:545:U:C2	23:DB:548:G:H5'	2.45	0.52
23:DB:825:A:H2'	23:DB:826:U:O4'	2.09	0.52
23:DB:1666:G:O2'	23:DB:1667:G:H5'	2.10	0.52
23:DB:2217:G:O2'	23:DB:2218:G:H5'	2.10	0.52
23:DB:2359:C:H2'	23:DB:2360:G:C8	2.44	0.52

Continued on next page...

Continued from previous page...

Atom-1	Atom-2	Interatomic distance (Å)	Clash overlap (Å)
23:DB:2369:A:O2'	23:DB:2370:G:H5'	2.09	0.52
24:DI:129:GLU:HB3	24:DI:133:ARG:HH12	1.74	0.52
26:DD:15:PHE:HA	26:DD:20:VAL:O	2.09	0.52
26:DD:175:LEU:HD23	26:DD:190:LYS:HB2	1.92	0.52
27:DK:3:GLN:HG2	27:DK:4:GLU:N	2.23	0.52
28:DP:19:PHE:CE2	28:DP:25:VAL:HG11	2.44	0.52
28:DP:28:LYS:O	28:DP:81:ASP:HB3	2.10	0.52
29:DE:46:GLN:HG3	29:DE:87:ALA:H	1.75	0.52
29:DE:67:ARG:HG2	29:DE:67:ARG:HH11	1.74	0.52
33:D1:26:LYS:HD2	33:D1:30:PRO:HA	1.90	0.52
38:DM:26:VAL:CG2	38:DM:133:LYS:HA	2.40	0.52
41:DJ:11:VAL:HG11	41:DJ:13:ARG:NE	2.25	0.52
47:DF:79:ARG:O	47:DF:81:GLY:N	2.43	0.52
47:DF:95:MET:O	47:DF:98:PHE:HB3	2.10	0.52
53:D6:18:LEU:HD21	53:D6:171:LYS:HD2	1.90	0.52
53:D6:68:VAL:HG21	53:D6:99:LEU:HD12	1.91	0.52
1:AA:389:A:H2'	1:AA:389:A:N3	2.25	0.52
1:AA:560:A:H5'	1:AA:566:G:N2	2.25	0.52
1:AA:706:A:C4'	10:AK:30:ILE:HD11	2.39	0.52
1:AA:1477:U:H2'	1:AA:1478:U:H6	1.73	0.52
2:AC:104:GLU:O	2:AC:105:VAL:HG13	2.09	0.52
5:AF:47:LEU:HD12	5:AF:55:HIS:HA	1.91	0.52
6:AG:100:MET:O	6:AG:104:VAL:HG23	2.10	0.52
10:AK:63:GLN:O	10:AK:67:GLU:HG2	2.10	0.52
19:AT:28:ARG:O	19:AT:32:LYS:HG3	2.09	0.52
20:AB:221:ARG:HH11	20:AB:221:ARG:CB	2.20	0.52
23:BB:705:A:N6	23:BB:726:G:O2'	2.42	0.52
23:BB:710:U:H2'	23:BB:711:G:H8	1.74	0.52
23:BB:766:U:H2'	23:BB:767:U:C6	2.44	0.52
23:BB:2063:C:O2	23:BB:2450:A:N1	2.43	0.52
23:BB:2307:G:O6	47:BF:40:GLY:HA3	2.10	0.52
25:BC:90:ILE:HD13	25:BC:104:LEU:HA	1.90	0.52
25:BC:270:ARG:HB3	25:BC:270:ARG:NH1	2.24	0.52
28:BP:4:ILE:C	28:BP:6:GLN:N	2.62	0.52
31:B0:21:LEU:HD12	45:BS:19:LEU:O	2.08	0.52
37:BL:55:MET:HE1	37:BL:59:ARG:CZ	2.39	0.52
40:BH:3:VAL:CB	40:BH:38:PRO:HA	2.40	0.52
40:BH:135:HIS:C	40:BH:137:GLU:H	2.12	0.52
45:BS:46:LEU:O	45:BS:50:VAL:HG23	2.09	0.52
48:BG:1:SER:O	48:BG:3:VAL:HG22	2.09	0.52
48:BG:148:ARG:HD2	48:BG:148:ARG:C	2.30	0.52

Continued on next page...

Continued from previous page...

Atom-1	Atom-2	Interatomic distance (Å)	Clash overlap (Å)
3:CD:29:THR:HG22	3:CD:30:LYS:N	2.21	0.52
8:CI:26:LYS:HE3	8:CI:27:ILE:N	2.23	0.52
18:CS:63:ASP:C	18:CS:65:MET:H	2.13	0.52
1:CA:486:U:H2'	1:CA:487:A:H8	1.74	0.52
23:DB:19:A:H2'	23:DB:20:C:C6	2.44	0.52
23:DB:197:A:H62	23:DB:2430:A:H2'	1.75	0.52
23:DB:335:C:O2'	23:DB:336:C:H5'	2.09	0.52
23:DB:743:A:C2'	23:DB:744:U:H5'	2.39	0.52
23:DB:751:A:H5'	45:DS:90:LYS:HA	1.91	0.52
23:DB:877:A:H2	23:DB:900:A:N7	2.07	0.52
23:DB:1568:G:H4'	25:DC:58:LYS:HB3	1.91	0.52
23:DB:2005:A:H5''	56:DB:3352:HOH:O	2.10	0.52
23:DB:2353:G:H4'	52:DW:28:GLU:HG3	1.91	0.52
23:DB:2370:G:H2'	23:DB:2371:G:C8	2.44	0.52
23:DB:2700:A:H2'	23:DB:2701:U:C6	2.44	0.52
24:DI:126:ARG:HH11	24:DI:126:ARG:HB3	1.74	0.52
26:DD:12:THR:HG22	26:DD:13:ARG:H	1.75	0.52
33:D1:22:THR:OG1	33:D1:23:THR:N	2.42	0.52
35:DV:3:THR:HA	35:DV:62:THR:HG1	1.75	0.52
38:DM:69:PRO:HG2	38:DM:70:ASP:H	1.74	0.52
39:DX:5:GLU:O	39:DX:8:GLU:HB2	2.10	0.52
40:DH:119:ASN:O	40:DH:121:VAL:HG22	2.09	0.52
41:DJ:41:LYS:HE3	41:DJ:52:ASP:OD2	2.10	0.52
46:DU:23:LYS:HD2	46:DU:23:LYS:N	2.24	0.52
48:DG:46:ASP:CG	48:DG:47:ASN:H	2.13	0.52
48:DG:162:ARG:CG	48:DG:166:GLU:HG3	2.39	0.52
1:AA:250:A:H3'	1:AA:250:A:N3	2.25	0.52
1:AA:738:C:H2'	1:AA:739:C:H6	1.75	0.52
1:AA:746:A:O2'	1:AA:747:A:H5'	2.10	0.52
1:AA:846:G:H2'	1:AA:846:G:N3	2.24	0.52
8:AI:117:LEU:CD2	8:AI:123:ARG:HB3	2.40	0.52
10:AK:122:PRO:HD2	21:AU:35:GLU:HG2	1.91	0.52
11:AL:30:ARG:HB3	11:AL:57:THR:HG23	1.92	0.52
17:AR:47:ARG:HD3	17:AR:50:TYR:CE1	2.45	0.52
20:AB:185:ILE:HA	20:AB:199:ILE:HB	1.92	0.52
23:BB:431:U:O2'	23:BB:432:A:H5'	2.09	0.52
23:BB:441:U:H2'	23:BB:442:G:H8	1.75	0.52
23:BB:483:A:H2'	23:BB:484:C:O4'	2.10	0.52
23:BB:547:A:H2'	23:BB:548:G:H5'	1.91	0.52
23:BB:592:A:N3	34:B3:3:ILE:HD11	2.24	0.52
23:BB:597:G:H21	37:BL:12:SER:HA	1.74	0.52

Continued on next page...

Continued from previous page...

Atom-1	Atom-2	Interatomic distance (Å)	Clash overlap (Å)
23:BB:877:A:H2'	23:BB:899:A:N1	2.25	0.52
23:BB:1049:C:H2'	23:BB:1050:A:C8	2.43	0.52
23:BB:2215:C:H2'	23:BB:2216:G:C8	2.45	0.52
25:BC:20:ASN:O	25:BC:23:LEU:HB2	2.09	0.52
25:BC:53:ILE:O	25:BC:53:ILE:HG23	2.10	0.52
27:BK:99:ILE:H	27:BK:118:LEU:HD23	1.75	0.52
29:BE:157:LEU:HG	29:BE:169:VAL:HG11	1.92	0.52
33:B1:10:LEU:HA	33:B1:49:LYS:O	2.09	0.52
37:BL:9:ALA:HB3	37:BL:12:SER:OG	2.10	0.52
39:BX:14:LEU:HD22	39:BX:57:LEU:HD21	1.92	0.52
43:BO:56:LYS:HE3	43:BO:60:GLU:OE2	2.08	0.52
46:BU:12:VAL:HG22	46:BU:69:VAL:CG1	2.40	0.52
47:BF:115:GLY:HA2	47:BF:177:ARG:HH11	1.74	0.52
53:B6:116:ARG:O	53:B6:120:GLN:HB2	2.10	0.52
53:B6:184:LEU:O	53:B6:184:LEU:HD23	2.09	0.52
3:CD:64:TYR:HB2	3:CD:66:VAL:HG23	1.91	0.52
20:CB:23:ASN:C	20:CB:23:ASN:ND2	2.63	0.52
20:CB:147:LEU:HA	20:CB:150:ILE:HG22	1.92	0.52
1:CA:272:C:H2'	1:CA:273:U:C6	2.44	0.52
1:CA:358:U:H2'	1:CA:359:G:C8	2.45	0.52
1:CA:738:C:H2'	1:CA:739:C:H6	1.74	0.52
1:CA:802:A:H2'	1:CA:803:G:O4'	2.08	0.52
1:CA:939:G:H2'	1:CA:940:C:C6	2.45	0.52
1:CA:1068:G:N7	1:CA:1094:G:H2'	2.24	0.52
1:CA:1180:A:H5''	1:CA:1181:G:OP2	2.08	0.52
23:DB:291:G:H2'	23:DB:292:U:H6	1.74	0.52
23:DB:519:U:H4'	45:DS:73:LYS:HZ3	1.74	0.52
23:DB:636:G:H3'	37:DL:128:THR:HG21	1.92	0.52
23:DB:836:G:H2'	23:DB:837:C:C6	2.45	0.52
23:DB:1390:U:O2'	23:DB:1391:U:H5'	2.09	0.52
23:DB:1639:C:C2'	23:DB:1640:A:H5'	2.39	0.52
23:DB:1946:U:H2'	23:DB:1947:C:C6	2.44	0.52
23:DB:2365:G:O6	34:D3:42:HIS:HE1	1.93	0.52
23:DB:2896:C:H2'	23:DB:2897:U:H6	1.75	0.52
24:DI:102:ARG:HG3	24:DI:141:ASP:HB2	1.92	0.52
25:DC:158:GLY:N	25:DC:194:VAL:HG13	2.24	0.52
36:D2:33:ARG:HH21	36:D2:33:ARG:HB2	1.73	0.52
38:DM:2:LEU:HD11	38:DM:68:PHE:CE1	2.44	0.52
50:DT:29:THR:HB	50:DT:86:THR:HG22	1.90	0.52
50:DT:54:GLU:CB	50:DT:88:LYS:HB2	2.40	0.52
53:D6:174:GLN:NE2	53:D6:175:LEU:HD12	2.25	0.52

Continued on next page...

Continued from previous page...

Atom-1	Atom-2	Interatomic distance (Å)	Clash overlap (Å)
1:AA:921:U:O2	4:AE:23:THR:HG23	2.10	0.52
1:AA:1308:U:H2'	1:AA:1309:G:C8	2.45	0.52
11:AL:107:LYS:HZ3	11:AL:107:LYS:N	2.01	0.52
12:AM:7:ASN:HD22	12:AM:7:ASN:N	2.05	0.52
12:AM:92:ARG:HA	12:AM:92:ARG:HE	1.75	0.52
15:AP:23:ASP:OD1	15:AP:25:ARG:HB2	2.10	0.52
18:AS:43:MET:C	18:AS:46:LEU:HD23	2.29	0.52
20:AB:79:VAL:HG22	20:AB:213:LEU:HD11	1.92	0.52
23:BB:165:A:H2'	23:BB:166:U:H6	1.74	0.52
23:BB:1459:G:C2'	23:BB:1460:U:H5'	2.40	0.52
23:BB:1562:U:H2'	23:BB:1563:U:C6	2.44	0.52
23:BB:1683:U:H2'	23:BB:1684:G:H8	1.73	0.52
23:BB:1856:U:H2'	23:BB:1857:G:O4'	2.10	0.52
23:BB:2000:C:O2'	23:BB:2001:C:H5'	2.09	0.52
23:BB:2520:C:O2'	23:BB:2521:C:H5'	2.10	0.52
24:BI:23:VAL:HG23	24:BI:24:GLY:H	1.74	0.52
25:BC:6:LYS:HB3	25:BC:8:THR:HG22	1.92	0.52
25:BC:130:PRO:HG2	25:BC:133:ASN:HD22	1.74	0.52
28:BP:31:VAL:HG13	28:BP:32:VAL:N	2.25	0.52
30:BY:35:VAL:HG22	30:BY:36:GLU:N	2.25	0.52
31:B0:38:LEU:HB3	31:B0:41:HIS:CD2	2.44	0.52
37:BL:127:VAL:HG23	37:BL:131:ALA:HB3	1.92	0.52
39:BX:46:VAL:HA	39:BX:49:ASP:HB2	1.91	0.52
41:BJ:1:MET:HG2	41:BJ:2:LYS:HZ3	1.74	0.52
41:BJ:30:THR:HG23	41:BJ:31:GLU:N	2.25	0.52
44:BQ:8:ILE:HD12	44:BQ:8:ILE:H	1.73	0.52
44:BQ:104:ALA:O	44:BQ:105:PHE:HB3	2.10	0.52
51:BZ:41:GLU:O	51:BZ:44:LYS:HD2	2.10	0.52
3:CD:104:MET:SD	3:CD:179:GLY:HA3	2.49	0.52
5:CF:18:VAL:HG21	5:CF:58:HIS:CE1	2.45	0.52
14:CO:56:LEU:HA	14:CO:59:MET:CE	2.40	0.52
1:CA:235:C:H2'	1:CA:236:A:C8	2.44	0.52
1:CA:1001:C:H2'	1:CA:1002:G:H8	1.75	0.52
1:CA:1042:A:H2'	1:CA:1043:G:O4'	2.08	0.52
1:CA:1157:A:H4'	1:CA:1158:C:O5'	2.10	0.52
23:DB:132:G:O2'	23:DB:133:U:H5'	2.10	0.52
23:DB:278:A:C2	23:DB:361:G:N2	2.78	0.52
23:DB:526:A:N6	23:DB:2626:C:H4'	2.25	0.52
23:DB:527:C:O4'	23:DB:527:C:O2	2.24	0.52
23:DB:937:C:H2'	23:DB:938:G:C8	2.45	0.52
23:DB:1098:A:C2'	24:DI:4:VAL:C	2.78	0.52

Continued on next page...

Continued from previous page...

Atom-1	Atom-2	Interatomic distance (Å)	Clash overlap (Å)
23:DB:1642:G:O2'	23:DB:1643:G:H5'	2.10	0.52
23:DB:1911:U:H2'	23:DB:1918:A:N1	2.25	0.52
23:DB:2449:U:H4'	23:DB:2450:A:OP1	2.08	0.52
23:DB:2512:C:H2'	23:DB:2513:A:O4'	2.10	0.52
23:DB:2665:A:H2'	23:DB:2666:C:O2	2.10	0.52
23:DB:2751:G:OP2	48:DG:2:ARG:HD2	2.09	0.52
24:DI:1:ALA:CB	24:DI:2:LYS:HD2	2.39	0.52
26:DD:34:VAL:HG12	26:DD:94:GLN:H	1.72	0.52
26:DD:179:ARG:HH11	26:DD:179:ARG:HB3	1.75	0.52
27:DK:102:PRO:CB	27:DK:121:GLU:HG3	2.40	0.52
29:DE:108:ILE:HD13	29:DE:108:ILE:O	2.09	0.52
35:DV:24:ASN:O	35:DV:44:HIS:HB2	2.10	0.52
40:DH:3:VAL:CB	40:DH:38:PRO:HA	2.40	0.52
46:DU:21:ARG:HH11	46:DU:21:ARG:HG3	1.74	0.52
48:DG:174:LYS:NZ	48:DG:176:LYS:HB3	2.24	0.52
53:D6:53:ASN:ND2	53:D6:54:GLN:HG3	2.25	0.52
1:AA:173:U:H6	1:AA:198:G:HO2'	1.56	0.52
1:AA:366:A:O2'	1:AA:394:G:N2	2.43	0.52
1:AA:475:C:O2'	1:AA:476:U:H5'	2.10	0.52
8:AI:39:GLY:O	8:AI:40:ARG:HB2	2.10	0.52
11:AL:54:VAL:CG1	11:AL:79:ILE:HD11	2.40	0.52
23:BB:346:A:H5'	23:BB:346:A:N3	2.25	0.52
23:BB:729:G:H2'	23:BB:1775:U:H1'	1.91	0.52
25:BC:141:HIS:HB2	25:BC:192:GLY:O	2.10	0.52
38:BM:4:PRO:HG3	38:BM:68:PHE:HE2	1.74	0.52
41:BJ:72:LYS:HB2	41:BJ:89:PHE:HB2	1.91	0.52
3:CD:102:TYR:CG	3:CD:110:ARG:HG2	2.45	0.52
4:CE:89:THR:HG22	4:CE:90:GLY:H	1.75	0.52
6:CG:70:PRO:HD3	6:CG:102:TRP:CZ3	2.44	0.52
7:CH:81:GLY:O	7:CH:82:LEU:HB2	2.09	0.52
8:CI:56:MET:O	8:CI:58:GLU:HG2	2.10	0.52
10:CK:63:GLN:O	10:CK:67:GLU:HG2	2.10	0.52
10:CK:81:LEU:CD2	10:CK:104:PHE:HB3	2.40	0.52
12:CM:92:ARG:HA	12:CM:92:ARG:HE	1.75	0.52
15:CP:23:ASP:OD1	15:CP:25:ARG:HB2	2.10	0.52
1:CA:518:C:H2'	1:CA:530:G:C8	2.45	0.52
1:CA:554:A:H2'	1:CA:555:U:C6	2.45	0.52
1:CA:683:G:O2'	1:CA:684:U:H5'	2.09	0.52
1:CA:1314:C:H2'	1:CA:1315:U:C6	2.45	0.52
1:CA:1471:U:O2'	1:CA:1472:U:H5'	2.10	0.52
23:DB:78:U:H2'	23:DB:79:C:H6	1.75	0.52

Continued on next page...

Continued from previous page...

Atom-1	Atom-2	Interatomic distance (Å)	Clash overlap (Å)
23:DB:137:U:H2'	23:DB:138:U:O4'	2.09	0.52
23:DB:590:A:H2'	23:DB:591:U:C6	2.45	0.52
23:DB:1098:A:H2'	24:DI:4:VAL:C	2.30	0.52
23:DB:1551:A:H3'	23:DB:1552:A:H5''	1.90	0.52
23:DB:1984:G:O2'	23:DB:1985:C:H5'	2.09	0.52
23:DB:2150:C:H2'	23:DB:2151:U:H6	1.74	0.52
23:DB:2545:G:O2'	23:DB:2546:U:H5'	2.09	0.52
23:DB:2793:C:H2'	23:DB:2794:C:C6	2.45	0.52
23:DB:2813:A:H2'	23:DB:2814:A:C8	2.44	0.52
24:DI:100:ILE:O	24:DI:139:VAL:HA	2.10	0.52
28:DP:4:ILE:HA	28:DP:7:LEU:CD1	2.39	0.52
29:DE:47:LYS:HB3	29:DE:51:GLU:HB2	1.92	0.52
40:DH:16:GLY:HA2	40:DH:47:PHE:HE1	1.75	0.52
44:DQ:39:ILE:O	44:DQ:43:GLN:HG3	2.10	0.52
45:DS:1:MET:SD	45:DS:62:ASP:HB3	2.50	0.52
47:DF:33:ILE:HB	47:DF:90:LEU:HG	1.92	0.52
47:DF:78:ILE:HD11	47:DF:84:ILE:HD13	1.92	0.52
1:AA:61:G:H2'	1:AA:62:U:O4'	2.10	0.52
1:AA:1060:U:H2'	1:AA:1061:G:C8	2.44	0.52
1:AA:1132:C:H2'	1:AA:1133:G:C8	2.44	0.52
1:AA:1165:U:H2'	1:AA:1166:G:O4'	2.09	0.52
3:AD:25:ARG:NH1	3:AD:26:ALA:H	1.96	0.52
3:AD:64:TYR:HB2	3:AD:66:VAL:HG23	1.92	0.52
5:AF:17:GLN:O	5:AF:21:MET:HG3	2.10	0.52
8:AI:56:MET:O	8:AI:58:GLU:HG2	2.10	0.52
10:AK:115:ILE:HD11	17:AR:72:ARG:HH22	1.74	0.52
13:AN:22:LYS:HA	13:AN:25:GLU:OE1	2.10	0.52
13:AN:60:ARG:HE	13:AN:62:ARG:HG2	1.74	0.52
15:AP:10:GLY:HA3	15:AP:15:PRO:HA	1.91	0.52
23:BB:327:G:H2'	23:BB:328:U:O4'	2.10	0.52
23:BB:598:U:H2'	23:BB:599:A:C8	2.44	0.52
23:BB:947:A:O2'	23:BB:984:A:H2	1.92	0.52
23:BB:1820:U:OP1	25:BC:176:ARG:HD2	2.10	0.52
23:BB:2657:A:H5''	48:BG:91:VAL:HG21	1.92	0.52
23:BB:2737:G:H2'	23:BB:2738:A:C8	2.45	0.52
23:BB:2840:C:H2'	23:BB:2841:C:C6	2.45	0.52
25:BC:117:SER:CB	25:BC:128:THR:HB	2.40	0.52
26:BD:175:LEU:HD23	26:BD:190:LYS:HB2	1.92	0.52
32:B4:1:MET:CE	32:B4:36:ARG:HB2	2.39	0.52
40:BH:66:ASN:HD22	40:BH:67:ALA:H	1.57	0.52
40:BH:85:GLY:HA3	40:BH:91:PHE:CE1	2.41	0.52

Continued on next page...

Continued from previous page...

Atom-1	Atom-2	Interatomic distance (Å)	Clash overlap (Å)
41:BJ:57:LEU:HG	41:BJ:128:ASN:N	2.24	0.52
41:BJ:75:TYR:CD1	41:BJ:86:GLN:HB3	2.45	0.52
44:BQ:97:ILE:HG13	44:BQ:105:PHE:HB2	1.93	0.52
48:BG:172:GLU:OE2	48:BG:175:LYS:HE2	2.10	0.52
53:B6:102:ASN:HD22	53:B6:102:ASN:H	1.58	0.52
2:CC:121:SER:CB	2:CC:125:ARG:HH12	2.23	0.52
3:CD:57:LYS:O	3:CD:61:ARG:HB2	2.09	0.52
8:CI:51:LEU:HB3	8:CI:56:MET:HB3	1.92	0.52
8:CI:53:LEU:HD13	8:CI:53:LEU:O	2.09	0.52
11:CL:20:VAL:HB	11:CL:94:TYR:HE1	1.74	0.52
13:CN:50:LEU:H	13:CN:51:PRO:CD	2.23	0.52
19:CT:54:GLN:N	19:CT:55:PRO:HD2	2.25	0.52
20:CB:160:LEU:HD23	20:CB:161:PHE:N	2.25	0.52
1:CA:572:A:H5''	1:CA:917:G:H4'	1.92	0.52
1:CA:846:G:N3	1:CA:846:G:H2'	2.25	0.52
1:CA:946:A:H2'	1:CA:947:G:H8	1.74	0.52
23:DB:331:C:O2'	23:DB:332:A:H5'	2.10	0.52
23:DB:705:A:H61	23:DB:726:G:H1'	1.75	0.52
23:DB:996:A:H4'	44:DQ:91:ARG:HD2	1.91	0.52
23:DB:1291:C:O2'	23:DB:1292:G:H5'	2.10	0.52
23:DB:2028:U:H2'	23:DB:2029:G:C8	2.45	0.52
23:DB:2150:C:H2'	23:DB:2151:U:C6	2.45	0.52
23:DB:2328:A:H2'	23:DB:2329:U:H6	1.74	0.52
23:DB:2352:A:C2	52:DW:29:SER:HB3	2.45	0.52
24:DI:2:LYS:C	24:DI:3:LYS:HD2	2.30	0.52
27:DK:99:ILE:H	27:DK:118:LEU:HD23	1.75	0.52
27:DK:119:ALA:CB	27:DK:120:PRO:CD	2.88	0.52
29:DE:15:SER:HB2	29:DE:197:GLU:OE2	2.10	0.52
31:D0:42:ILE:HG22	31:D0:43:THR:O	2.10	0.52
32:D4:9:LYS:N	32:D4:9:LYS:HD3	2.24	0.52
33:D1:18:HIS:CD2	33:D1:40:PRO:HD2	2.45	0.52
37:DL:79:LEU:HB2	37:DL:113:ALA:HB3	1.90	0.52
37:DL:117:THR:O	37:DL:138:ALA:HB1	2.10	0.52
52:DW:37:VAL:CG1	52:DW:38:ARG:HD3	2.40	0.52
1:AA:22:G:H4'	1:AA:885:G:C8	2.45	0.51
1:AA:177:G:C5'	19:AT:59:ARG:HH21	2.22	0.51
1:AA:728:A:H2'	1:AA:729:A:C8	2.45	0.51
1:AA:1298:U:H4'	1:AA:1299:A:C4	2.45	0.51
1:AA:1308:U:H3'	12:AM:97:ARG:NH1	2.24	0.51
1:AA:1423:G:H2'	1:AA:1424:U:C6	2.45	0.51
3:AD:123:MET:HG3	3:AD:127:ARG:C	2.31	0.51

Continued on next page...

Continued from previous page...

Atom-1	Atom-2	Interatomic distance (Å)	Clash overlap (Å)
6:AG:4:ARG:HD2	6:AG:5:VAL:N	2.25	0.51
9:AJ:10:LEU:CD2	9:AJ:98:VAL:HG12	2.40	0.51
18:AS:39:ILE:CD1	18:AS:68:HIS:HB2	2.41	0.51
20:AB:64:GLY:HA2	20:AB:158:ASP:OD1	2.10	0.51
20:AB:217:ALA:O	20:AB:220:VAL:HB	2.11	0.51
23:BB:30:G:H2'	23:BB:31:C:H6	1.74	0.51
23:BB:69:C:O2'	23:BB:70:G:H5'	2.10	0.51
23:BB:259:G:O2'	23:BB:260:G:H5'	2.10	0.51
23:BB:346:A:H2'	23:BB:347:A:O4'	2.11	0.51
23:BB:1347:A:H2'	23:BB:1348:C:O4'	2.11	0.51
23:BB:1460:U:H5''	23:BB:1461:C:C5	2.45	0.51
23:BB:1539:U:H2'	23:BB:1539:U:O2	2.10	0.51
23:BB:1820:U:H3	25:BC:197:ALA:HA	1.75	0.51
23:BB:2073:C:O2'	23:BB:2074:U:H5'	2.10	0.51
23:BB:2529:G:H4'	48:BG:174:LYS:HG3	1.91	0.51
23:BB:2720:U:H2'	23:BB:2721:A:C8	2.45	0.51
26:BD:12:THR:HG22	26:BD:13:ARG:H	1.76	0.51
27:BK:53:LYS:HD3	27:BK:53:LYS:H	1.73	0.51
29:BE:28:VAL:O	29:BE:32:VAL:HG13	2.10	0.51
32:B4:27:CYS:HB3	32:B4:33:HIS:HB2	1.92	0.51
35:BV:30:ILE:HD12	35:BV:38:LEU:HD23	1.92	0.51
37:BL:79:LEU:HB2	37:BL:113:ALA:HB3	1.92	0.51
41:BJ:11:VAL:HG11	41:BJ:13:ARG:NE	2.25	0.51
41:BJ:35:ARG:HG3	41:BJ:40:HIS:CD2	2.44	0.51
41:BJ:117:ALA:HA	41:BJ:120:ARG:NH2	2.25	0.51
43:BO:105:ALA:C	43:BO:107:ALA:H	2.13	0.51
53:B6:65:THR:OG1	53:B6:102:ASN:HA	2.09	0.51
5:CF:3:HIS:HA	5:CF:65:GLU:HA	1.92	0.51
17:CR:47:ARG:HD3	17:CR:50:TYR:CE1	2.45	0.51
20:CB:99:MET:HA	20:CB:106:VAL:HG21	1.91	0.51
1:CA:11:G:H2'	1:CA:12:U:C6	2.43	0.51
1:CA:120:A:H2'	1:CA:121:U:C5'	2.35	0.51
1:CA:208:U:H2'	1:CA:210:C:C2	2.46	0.51
1:CA:244:U:O4	1:CA:906:A:H1'	2.09	0.51
1:CA:513:C:H2'	1:CA:514:C:C6	2.45	0.51
1:CA:1060:U:H2'	1:CA:1061:G:C8	2.44	0.51
1:CA:1308:U:H2'	1:CA:1309:G:C8	2.45	0.51
1:CA:1309:G:H2'	1:CA:1310:G:C8	2.45	0.51
23:DB:28:A:O2'	23:DB:583:G:H5'	2.10	0.51
23:DB:705:A:N6	23:DB:726:G:O2'	2.43	0.51
23:DB:1582:C:H3'	23:DB:1583:A:H8	1.75	0.51

Continued on next page...

Continued from previous page...

Atom-1	Atom-2	Interatomic distance (Å)	Clash overlap (Å)
23:DB:1717:A:H2'	23:DB:1718:G:O4'	2.10	0.51
23:DB:1859:U:H2'	23:DB:1860:G:H8	1.71	0.51
23:DB:2097:A:H2'	23:DB:2098:U:C6	2.44	0.51
23:DB:2220:U:O2'	23:DB:2221:G:H5'	2.10	0.51
23:DB:2556:C:H2'	23:DB:2557:G:O4'	2.09	0.51
23:DB:2745:C:H4'	48:DG:141:GLY:O	2.11	0.51
25:DC:124:LYS:HG3	25:DC:125:PRO:HD2	1.92	0.51
25:DC:203:VAL:O	25:DC:205:GLY:N	2.42	0.51
26:DD:46:ARG:NH2	26:DD:88:GLU:HG3	2.25	0.51
28:DP:25:VAL:HA	28:DP:85:VAL:HA	1.92	0.51
29:DE:70:SER:HB2	29:DE:78:TRP:CZ2	2.45	0.51
33:D1:26:LYS:HD3	33:D1:52:LYS:HB3	1.91	0.51
33:D1:40:PRO:O	33:D1:43:ARG:HG3	2.10	0.51
34:D3:49:VAL:O	34:D3:51:LYS:N	2.43	0.51
35:DV:30:ILE:HD12	35:DV:38:LEU:HD23	1.92	0.51
40:DH:129:GLU:N	40:DH:143:ILE:HG23	2.25	0.51
41:DJ:30:THR:HG23	41:DJ:31:GLU:N	2.25	0.51
41:DJ:136:GLN:N	41:DJ:137:PRO:HD3	2.25	0.51
42:DN:13:ASN:OD1	42:DN:15:SER:HB3	2.10	0.51
49:DR:24:LYS:HA	49:DR:94:THR:CG2	2.38	0.51
1:AA:1339:A:H2'	1:AA:1340:A:O4'	2.11	0.51
2:AC:42:LEU:HD21	2:AC:90:VAL:CG2	2.41	0.51
3:AD:115:GLN:HG3	3:AD:119:HIS:CE1	2.45	0.51
4:AE:45:VAL:O	4:AE:70:MET:HB3	2.10	0.51
6:AG:27:ASN:N	6:AG:27:ASN:HD22	2.08	0.51
11:AL:109:ARG:HB3	11:AL:118:VAL:HG21	1.93	0.51
20:AB:119:GLN:C	20:AB:125:PHE:HB3	2.31	0.51
20:AB:160:LEU:HD23	20:AB:161:PHE:N	2.25	0.51
23:BB:182:A:H2'	23:BB:183:C:H6	1.75	0.51
23:BB:545:U:H3'	23:BB:547:A:OP1	2.11	0.51
23:BB:630:G:H4'	23:BB:640:C:O2'	2.10	0.51
23:BB:633:A:OP1	37:BL:68:SER:HB2	2.11	0.51
23:BB:673:C:O2'	23:BB:674:G:H5'	2.10	0.51
23:BB:851:C:H2'	23:BB:852:U:H6	1.75	0.51
23:BB:1461:C:H2'	23:BB:1462:C:C6	2.46	0.51
23:BB:1592:C:H2'	23:BB:1593:A:C8	2.44	0.51
23:BB:2183:A:H2'	23:BB:2184:A:C8	2.45	0.51
23:BB:2539:C:O2'	23:BB:2540:C:H5'	2.10	0.51
23:BB:2674:G:H4'	27:BK:30:ARG:HD2	1.92	0.51
25:BC:124:LYS:HG3	25:BC:125:PRO:HD2	1.92	0.51
26:BD:68:PHE:HB3	26:BD:73:VAL:HA	1.91	0.51

Continued on next page...

Continued from previous page...

Atom-1	Atom-2	Interatomic distance (Å)	Clash overlap (Å)
27:BK:10:VAL:HG21	27:BK:16:ALA:HA	1.92	0.51
27:BK:19:VAL:HB	27:BK:41:ILE:CG1	2.40	0.51
29:BE:33:VAL:O	29:BE:36:ALA:HB3	2.10	0.51
29:BE:170:ARG:HH22	29:BE:176:ASP:HB2	1.75	0.51
29:BE:194:LYS:O	29:BE:198:GLU:HG2	2.11	0.51
32:B4:9:LYS:HD3	32:B4:9:LYS:N	2.26	0.51
33:B1:22:THR:OG1	33:B1:23:THR:N	2.43	0.51
38:BM:2:LEU:HD11	38:BM:68:PHE:CE1	2.46	0.51
44:BQ:63:ARG:HH22	44:BQ:96:ASP:CA	2.23	0.51
47:BF:2:LYS:NZ	47:BF:100:GLU:HG2	2.24	0.51
50:BT:11:LEU:HA	50:BT:34:VAL:HG12	1.93	0.51
51:BZ:49:LEU:HD21	51:BZ:78:TYR:HB2	1.92	0.51
52:BW:74:LYS:O	52:BW:76:ARG:HG2	2.11	0.51
53:B6:88:LEU:O	53:B6:90:LEU:HG	2.09	0.51
53:B6:137:LEU:HD11	53:B6:158:GLU:HG2	1.92	0.51
17:CR:38:ILE:HG22	17:CR:58:ILE:HG21	1.92	0.51
1:CA:462:G:C8	1:CA:462:G:H5'	2.45	0.51
23:DB:433:C:O2'	23:DB:434:U:H5'	2.11	0.51
23:DB:1802:A:H2'	23:DB:1803:A:C8	2.45	0.51
23:DB:2063:C:O2	23:DB:2450:A:N1	2.43	0.51
23:DB:2408:U:H2'	23:DB:2409:G:C8	2.46	0.51
23:DB:2734:A:C2'	23:DB:2735:G:H5'	2.40	0.51
24:DI:79:LEU:HD11	24:DI:131:THR:OG1	2.10	0.51
27:DK:88:ASN:HD21	27:DK:90:ASN:HB3	1.73	0.51
33:D1:10:LEU:HA	33:D1:49:LYS:O	2.10	0.51
34:D3:41:ARG:HA	34:D3:44:ARG:HH12	1.76	0.51
37:DL:125:LEU:H	37:DL:143:GLU:CG	2.24	0.51
40:DH:75:LEU:HD23	40:DH:75:LEU:N	2.24	0.51
43:DO:6:ALA:O	43:DO:10:ARG:HG3	2.10	0.51
43:DO:56:LYS:O	43:DO:60:GLU:HG3	2.10	0.51
44:DQ:91:ARG:HD3	49:DR:11:GLN:HG3	1.91	0.51
47:DF:1:ALA:O	47:DF:4:HIS:HB3	2.11	0.51
48:DG:71:LEU:HA	48:DG:74:MET:SD	2.49	0.51
1:AA:617:G:H4'	15:AP:46:LYS:HE3	1.92	0.51
1:AA:821:G:H2'	1:AA:822:U:C6	2.45	0.51
1:AA:999:C:H2'	1:AA:1000:A:H8	1.72	0.51
1:AA:1000:A:H2'	1:AA:1001:C:C6	2.46	0.51
1:AA:1068:G:N7	1:AA:1094:G:H2'	2.25	0.51
1:AA:1162:C:H2'	1:AA:1163:A:H8	1.75	0.51
1:AA:1281:C:H5'	1:AA:1282:C:H5	1.74	0.51
1:AA:1392:G:O2'	1:AA:1393:U:H5'	2.10	0.51

Continued on next page...

Continued from previous page...

Atom-1	Atom-2	Interatomic distance (Å)	Clash overlap (Å)
1:AA:1438:G:O2'	1:AA:1439:G:H5'	2.10	0.51
3:AD:21:LYS:C	3:AD:23:GLY:H	2.14	0.51
3:AD:102:TYR:CG	3:AD:110:ARG:HG2	2.45	0.51
8:AI:51:LEU:HB3	8:AI:56:MET:CB	2.40	0.51
13:AN:40:ARG:HH12	18:AS:6:LYS:HG2	1.76	0.51
23:BB:513:A:H8	23:BB:513:A:O5'	1.92	0.51
23:BB:548:G:H4'	23:BB:549:G:C5	2.45	0.51
23:BB:582:A:H2'	23:BB:583:G:C8	2.44	0.51
23:BB:1083:U:H2'	23:BB:1085:A:OP2	2.10	0.51
23:BB:1858:A:H2'	23:BB:1859:U:O4'	2.10	0.51
23:BB:2813:A:H2'	23:BB:2814:A:C8	2.44	0.51
23:BB:2882:A:OP1	42:BN:96:ARG:HD2	2.09	0.51
23:BB:2897:U:H2'	23:BB:2898:U:C6	2.45	0.51
27:BK:61:VAL:HG22	27:BK:87:LEU:HD21	1.91	0.51
29:BE:28:VAL:HA	29:BE:104:ALA:HB1	1.93	0.51
31:B0:42:ILE:HG12	42:BN:99:LYS:O	2.10	0.51
35:BV:81:PRO:O	38:BM:34:LYS:HE2	2.10	0.51
40:BH:89:LYS:C	40:BH:90:LEU:HD12	2.30	0.51
40:BH:101:ASP:C	40:BH:103:VAL:H	2.14	0.51
42:BN:45:ARG:O	42:BN:49:GLU:HG3	2.10	0.51
4:CE:89:THR:HG22	4:CE:90:GLY:N	2.25	0.51
4:CE:114:LEU:O	4:CE:119:VAL:HG23	2.11	0.51
10:CK:70:ALA:C	10:CK:72:ALA:H	2.13	0.51
10:CK:92:ARG:CZ	21:CU:24:LYS:HG3	2.40	0.51
11:CL:54:VAL:CG1	11:CL:79:ILE:HD11	2.39	0.51
1:CA:539:A:H2'	1:CA:540:G:H8	1.74	0.51
1:CA:1392:G:O2'	1:CA:1393:U:H5'	2.10	0.51
23:DB:95:A:O2'	39:DX:41:HIS:HD2	1.93	0.51
23:DB:1177:G:H2'	23:DB:1178:C:C6	2.45	0.51
23:DB:2446:G:H2'	23:DB:2447:G:H5''	1.92	0.51
23:DB:2472:G:C2'	23:DB:2475:C:H42	2.23	0.51
25:DC:20:ASN:ND2	25:DC:23:LEU:HD13	2.23	0.51
25:DC:52:HIS:HA	25:DC:216:ARG:HB2	1.91	0.51
25:DC:134:ILE:HD12	25:DC:135:PRO:O	2.10	0.51
26:DD:13:ARG:HD3	26:DD:15:PHE:CZ	2.45	0.51
28:DP:77:SER:OG	28:DP:79:VAL:HG22	2.11	0.51
28:DP:92:ARG:HG3	28:DP:92:ARG:NH1	2.25	0.51
29:DE:67:ARG:HG3	29:DE:68:ALA:N	2.25	0.51
41:DJ:8:PRO:HG3	41:DJ:48:VAL:HG22	1.92	0.51
42:DN:52:ILE:HD11	42:DN:83:LEU:HD23	1.92	0.51
44:DQ:87:VAL:HB	49:DR:52:PRO:HG3	1.92	0.51

Continued on next page...

Continued from previous page...

Atom-1	Atom-2	Interatomic distance (Å)	Clash overlap (Å)
46:DU:73:ASN:OD1	46:DU:75:ALA:HB3	2.11	0.51
1:AA:486:U:H2'	1:AA:487:A:H8	1.74	0.51
1:AA:1307:U:H2'	1:AA:1308:U:H6	1.75	0.51
12:AM:89:ARG:HB3	12:AM:96:VAL:HG22	1.90	0.51
14:AO:85:LEU:HD12	14:AO:85:LEU:N	2.26	0.51
20:AB:63:LYS:HE3	20:AB:224:ARG:HH22	1.76	0.51
20:AB:147:LEU:HA	20:AB:150:ILE:HG22	1.93	0.51
23:BB:616:A:H4'	29:BE:101:TYR:CE2	2.46	0.51
23:BB:674:G:O3'	29:BE:60:TRP:CZ2	2.63	0.51
23:BB:718:A:H3'	23:BB:719:C:C6	2.40	0.51
23:BB:909:A:H2'	23:BB:912:C:C5	2.46	0.51
23:BB:2286:G:H4'	23:BB:2287:A:O4'	2.10	0.51
23:BB:2795:C:C2	23:BB:2796:U:H1'	2.45	0.51
24:BI:17:ALA:O	24:BI:18:ASN:CB	2.59	0.51
24:BI:125:THR:O	24:BI:129:GLU:HG3	2.10	0.51
25:BC:103:ILE:HG22	25:BC:105:ALA:N	2.19	0.51
25:BC:122:ALA:O	25:BC:124:LYS:N	2.44	0.51
29:BE:4:VAL:HG22	29:BE:9:GLN:HE22	1.75	0.51
33:B1:35:LEU:O	33:B1:36:LYS:HB2	2.10	0.51
35:BV:63:ILE:HB	35:BV:70:ILE:CD1	2.40	0.51
36:B2:26:ASN:O	36:B2:30:VAL:HG23	2.10	0.51
36:B2:29:GLN:O	36:B2:33:ARG:HB2	2.11	0.51
38:BM:59:ARG:CZ	38:BM:60:GLN:HB3	2.40	0.51
41:BJ:44:TYR:C	41:BJ:44:TYR:CD2	2.81	0.51
43:BO:6:ALA:O	43:BO:10:ARG:HG3	2.11	0.51
49:BR:3:ALA:HA	49:BR:40:MET:O	2.10	0.51
52:BW:49:ASN:HD22	52:BW:60:ALA:H	1.59	0.51
53:B6:59:THR:O	53:B6:67:VAL:N	2.35	0.51
2:CC:42:LEU:HD21	2:CC:90:VAL:CG2	2.40	0.51
4:CE:148:SER:O	4:CE:152:VAL:HG23	2.09	0.51
1:CA:930:C:H2'	1:CA:931:C:H6	1.76	0.51
1:CA:1085:U:H3'	1:CA:1086:U:C5	2.45	0.51
23:DB:118:A:N3	23:DB:178:G:H1'	2.26	0.51
23:DB:431:U:O2'	23:DB:432:A:H5'	2.10	0.51
23:DB:443:A:H2	23:DB:1245:G:N3	2.08	0.51
23:DB:454:A:H3'	23:DB:455:C:H5'	1.92	0.51
23:DB:850:U:O2'	30:DY:22:THR:HG22	2.10	0.51
23:DB:1204:A:N1	23:DB:1241:A:N1	2.59	0.51
23:DB:1332:G:H2'	23:DB:1332:G:N3	2.24	0.51
23:DB:1405:U:H2'	23:DB:1406:U:H6	1.75	0.51
23:DB:1539:U:H2'	23:DB:1539:U:O2	2.10	0.51

Continued on next page...

Continued from previous page...

Atom-1	Atom-2	Interatomic distance (Å)	Clash overlap (Å)
23:DB:2078:C:H2'	23:DB:2079:U:C6	2.45	0.51
23:DB:2206:C:O2'	23:DB:2207:C:H5'	2.11	0.51
23:DB:2228:G:H2'	23:DB:2229:U:C6	2.45	0.51
23:DB:2678:C:H2'	23:DB:2679:A:C8	2.45	0.51
23:DB:2861:U:H2'	23:DB:2862:G:H8	1.74	0.51
25:DC:30:ALA:HA	25:DC:33:LEU:HD12	1.91	0.51
25:DC:122:ALA:O	25:DC:124:LYS:N	2.44	0.51
29:DE:136:GLN:NE2	29:DE:139:LYS:HD3	2.25	0.51
33:D1:3:GLY:C	33:D1:5:ARG:H	2.14	0.51
37:DL:90:VAL:HB	37:DL:122:VAL:HG12	1.91	0.51
41:DJ:34:ARG:HH11	41:DJ:34:ARG:HG3	1.75	0.51
43:DO:52:SER:OG	43:DO:54:VAL:HG12	2.08	0.51
44:DQ:63:ARG:HH22	44:DQ:96:ASP:CA	2.23	0.51
47:DF:157:THR:C	47:DF:159:ALA:H	2.14	0.51
51:DZ:39:TRP:HE1	51:DZ:41:GLU:HG2	1.74	0.51
1:AA:17:U:H2'	1:AA:18:C:H6	1.75	0.51
1:AA:737:C:H5'	5:AF:89:VAL:O	2.10	0.51
1:AA:1323:G:H2'	1:AA:1324:A:H8	1.72	0.51
4:AE:98:ALA:HB1	4:AE:102:THR:HG21	1.93	0.51
6:AG:72:VAL:HG12	6:AG:89:GLU:HG3	1.92	0.51
7:AH:113:ARG:HA	7:AH:116:ARG:NH1	2.25	0.51
8:AI:118:ARG:NH2	8:AI:122:ARG:HH21	2.08	0.51
9:AJ:65:TYR:HB3	13:AN:95:LEU:HD11	1.93	0.51
14:AO:32:LEU:O	14:AO:36:ILE:HG12	2.09	0.51
20:AB:119:GLN:O	20:AB:125:PHE:HB3	2.10	0.51
23:BB:5:A:H2'	23:BB:6:A:H8	1.75	0.51
23:BB:773:U:H4'	25:BC:45:ASN:O	2.11	0.51
23:BB:967:U:H2'	23:BB:968:C:C6	2.46	0.51
23:BB:1947:C:H2'	23:BB:1948:G:H8	1.75	0.51
23:BB:2096:C:H2'	23:BB:2097:A:H8	1.75	0.51
23:BB:2329:U:H2'	23:BB:2330:G:C8	2.46	0.51
23:BB:2543:G:H5'	23:BB:2543:G:H8	1.75	0.51
23:BB:2639:A:H2'	23:BB:2640:G:O4'	2.11	0.51
25:BC:30:ALA:HA	25:BC:33:LEU:CD1	2.40	0.51
29:BE:104:ALA:O	29:BE:108:ILE:HG22	2.11	0.51
32:B4:2:LYS:HD2	32:B4:4:ARG:NE	2.13	0.51
39:BX:29:ARG:NH1	50:BT:12:ARG:NE	2.58	0.51
5:CF:100:SER:HA	17:CR:23:LYS:CE	2.40	0.51
8:CI:5:TYR:HB2	8:CI:20:ILE:CB	2.33	0.51
9:CJ:10:LEU:HD11	9:CJ:25:ILE:HD12	1.92	0.51
11:CL:109:ARG:HB3	11:CL:118:VAL:HG21	1.92	0.51

Continued on next page...

Continued from previous page...

Atom-1	Atom-2	Interatomic distance (Å)	Clash overlap (Å)
11:CL:111:GLN:HB2	1:CA:538:G:OP2	2.11	0.51
13:CN:15:LEU:HA	13:CN:18:LYS:HD2	1.92	0.51
14:CO:16:GLY:HA2	14:CO:27:VAL:CG2	2.41	0.51
16:CQ:60:ILE:HD13	16:CQ:60:ILE:H	1.75	0.51
1:CA:724:G:O2'	1:CA:725:G:H5'	2.11	0.51
23:DB:4:U:O2'	23:DB:5:A:H5'	2.10	0.51
23:DB:49:A:H5''	23:DB:51:G:O4'	2.10	0.51
23:DB:528:A:C2	23:DB:2042:A:H2'	2.45	0.51
23:DB:532:A:H4'	23:DB:533:G:C8	2.46	0.51
23:DB:851:C:H2'	23:DB:852:U:C6	2.45	0.51
23:DB:1683:U:H2'	23:DB:1684:G:C8	2.45	0.51
23:DB:1812:U:O2'	25:DC:43:ASN:ND2	2.44	0.51
23:DB:1917:U:O2'	23:DB:1918:A:H5'	2.10	0.51
23:DB:2655:G:HO2'	23:DB:2656:U:P	2.34	0.51
23:DB:2720:U:H2'	23:DB:2721:A:C8	2.45	0.51
23:DB:2729:G:H2'	23:DB:2730:C:C6	2.45	0.51
23:DB:2784:U:H2'	23:DB:2785:C:H6	1.75	0.51
24:DI:123:ALA:HA	24:DI:126:ARG:HH12	1.75	0.51
25:DC:216:ARG:HH11	25:DC:216:ARG:HG3	1.76	0.51
30:DY:18:LYS:O	30:DY:21:ALA:HB3	2.10	0.51
34:D3:26:ALA:O	34:D3:27:ASN:HB2	2.11	0.51
41:DJ:3:THR:HB	41:DJ:44:TYR:CZ	2.46	0.51
44:DQ:7:VAL:O	44:DQ:11:ALA:HB2	2.11	0.51
44:DQ:8:ILE:HD12	44:DQ:8:ILE:H	1.74	0.51
46:DU:41:VAL:HG22	46:DU:61:GLU:O	2.10	0.51
47:DF:13:LYS:HA	47:DF:16:MET:HB2	1.90	0.51
53:D6:138:ASP:HA	53:D6:141:LYS:HD3	1.93	0.51
1:AA:11:G:H2'	1:AA:12:U:C6	2.46	0.51
1:AA:1298:U:H4'	1:AA:1299:A:N9	2.25	0.51
1:AA:1471:U:O2'	1:AA:1472:U:H5'	2.10	0.51
10:AK:81:LEU:CD2	10:AK:104:PHE:HB3	2.41	0.51
20:AB:83:ALA:CB	20:AB:90:PHE:HB3	2.41	0.51
22:BA:14:U:H4'	22:BA:70:C:O2	2.09	0.51
22:BA:29:A:OP2	43:BO:32:PRO:HD2	2.10	0.51
23:BB:470:A:N6	50:BT:72:GLN:HE22	2.01	0.51
23:BB:1582:C:H3'	23:BB:1583:A:H8	1.75	0.51
23:BB:1656:C:H2'	23:BB:1657:U:H6	1.76	0.51
23:BB:2146:C:H1'	23:BB:2147:A:H5'	1.93	0.51
23:BB:2665:A:H2'	23:BB:2666:C:O2	2.11	0.51
26:BD:151:THR:HB	26:BD:152:PRO:CD	2.32	0.51
28:BP:50:ARG:N	28:BP:57:ALA:O	2.42	0.51

Continued on next page...

Continued from previous page...

Atom-1	Atom-2	Interatomic distance (Å)	Clash overlap (Å)
29:BE:37:ALA:C	29:BE:39:ALA:H	2.13	0.51
30:BY:18:LYS:O	30:BY:21:ALA:HB3	2.11	0.51
32:B4:7:VAL:HG13	32:B4:8:LYS:N	2.20	0.51
40:BH:57:LYS:HG3	40:BH:58:LEU:N	2.19	0.51
40:BH:78:VAL:HB	40:BH:143:ILE:O	2.10	0.51
40:BH:114:GLU:CG	40:BH:134:VAL:HA	2.40	0.51
41:BJ:23:LYS:NZ	41:BJ:142:ILE:HG12	2.25	0.51
47:BF:169:LEU:HD22	47:BF:174:PHE:CE1	2.46	0.51
49:BR:20:VAL:O	49:BR:96:VAL:HG22	2.10	0.51
52:BW:32:ALA:C	52:BW:34:SER:H	2.14	0.51
53:B6:123:GLU:HA	53:B6:126:ARG:HH11	1.76	0.51
3:CD:21:LYS:C	3:CD:23:GLY:H	2.13	0.51
3:CD:160:LEU:H	3:CD:160:LEU:CD1	2.21	0.51
1:CA:199:A:H2'	1:CA:200:G:C8	2.46	0.51
1:CA:713:G:H2'	1:CA:714:G:C8	2.45	0.51
23:DB:328:U:O3'	46:DU:65:GLN:HG3	2.10	0.51
23:DB:794:A:H2'	23:DB:795:C:H6	1.75	0.51
23:DB:958:U:H3	38:DM:16:ARG:CB	2.12	0.51
23:DB:982:C:O2	23:DB:982:C:H5'	2.11	0.51
23:DB:1438:U:N3	23:DB:1552:A:N6	2.58	0.51
23:DB:1924:C:O2'	23:DB:1925:C:H5'	2.11	0.51
23:DB:2144:G:H3'	23:DB:2145:C:C4'	2.40	0.51
23:DB:2472:G:O6	23:DB:2476:A:H4'	2.10	0.51
29:DE:189:THR:O	29:DE:193:VAL:HG23	2.11	0.51
32:D4:15:LYS:O	32:D4:15:LYS:HE2	2.11	0.51
36:D2:33:ARG:HH21	36:D2:33:ARG:CB	2.24	0.51
40:DH:83:LYS:N	40:DH:149:GLU:HB2	2.25	0.51
45:DS:52:GLU:C	45:DS:54:ALA:H	2.14	0.51
51:DZ:5:CYS:HG	51:DZ:52:SER:HG	1.59	0.51
1:AA:864:A:H2'	1:AA:865:A:C8	2.46	0.51
1:AA:1009:U:H2'	1:AA:1010:U:C5	2.45	0.51
7:AH:51:GLU:HG2	7:AH:52:GLY:H	1.76	0.51
7:AH:85:TYR:CD2	7:AH:123:GLU:HB2	2.46	0.51
10:AK:69:CYS:O	10:AK:73:VAL:HG22	2.10	0.51
15:AP:4:ILE:O	15:AP:71:VAL:HG11	2.10	0.51
21:AU:52:VAL:HG13	21:AU:53:LYS:N	2.25	0.51
23:BB:17:G:H2'	23:BB:18:U:H6	1.74	0.51
23:BB:19:A:H2'	23:BB:20:C:C6	2.46	0.51
23:BB:296:U:H2'	23:BB:297:G:H8	1.74	0.51
23:BB:418:C:H2'	23:BB:419:U:C6	2.45	0.51
23:BB:548:G:H4'	23:BB:549:G:C4	2.45	0.51

Continued on next page...

Continued from previous page...

Atom-1	Atom-2	Interatomic distance (Å)	Clash overlap (Å)
23:BB:823:C:O2'	23:BB:824:U:H5'	2.10	0.51
23:BB:1007:C:O3'	41:BJ:110:PRO:HB3	2.10	0.51
23:BB:1442:U:H2'	23:BB:1443:U:H6	1.76	0.51
23:BB:2249:U:H4'	23:BB:2275:C:C5	2.46	0.51
23:BB:2365:G:O2'	52:BW:59:PHE:HE1	1.93	0.51
23:BB:2408:U:H2'	23:BB:2409:G:C8	2.45	0.51
23:BB:2462:C:H2'	23:BB:2463:C:H6	1.74	0.51
25:BC:132:ARG:HA	25:BC:166:ARG:HH11	1.75	0.51
28:BP:7:LEU:HA	28:BP:10:GLU:OE2	2.10	0.51
41:BJ:3:THR:HB	41:BJ:44:TYR:CZ	2.45	0.51
41:BJ:25:LEU:HD23	41:BJ:101:ILE:HD13	1.91	0.51
42:BN:19:ALA:HA	42:BN:22:ARG:HB3	1.93	0.51
44:BQ:39:ILE:O	44:BQ:43:GLN:HG3	2.10	0.51
47:BF:137:PHE:CD2	47:BF:137:PHE:N	2.77	0.51
53:B6:55:ILE:HG23	53:B6:56:ALA:N	2.18	0.51
53:B6:61:PRO:HD2	53:B6:65:THR:O	2.10	0.51
9:CJ:83:THR:O	9:CJ:87:LEU:HD13	2.10	0.51
15:CP:25:ARG:HD3	15:CP:25:ARG:H	1.74	0.51
15:CP:46:LYS:O	15:CP:48:GLU:N	2.44	0.51
20:CB:53:LEU:HD11	20:CB:216:VAL:HA	1.92	0.51
20:CB:142:LYS:HA	20:CB:145:ASN:OD1	2.10	0.51
1:CA:279:A:H5''	1:CA:280:C:H3'	1.92	0.51
1:CA:333:U:H2'	1:CA:334:C:C6	2.46	0.51
1:CA:868:C:H2'	1:CA:869:G:O4'	2.11	0.51
1:CA:1000:A:H2'	1:CA:1001:C:C6	2.46	0.51
1:CA:1478:U:H2'	1:CA:1479:C:H6	1.75	0.51
23:DB:781:A:OP1	25:DC:216:ARG:NH2	2.44	0.51
23:DB:1857:G:H1'	23:DB:1885:A:H62	1.75	0.51
23:DB:2895:G:H2'	23:DB:2896:C:H6	1.75	0.51
25:DC:64:VAL:O	25:DC:65:ASP:HB3	2.10	0.51
26:DD:55:LYS:HB3	26:DD:55:LYS:HZ2	1.75	0.51
29:DE:157:LEU:HG	29:DE:169:VAL:HG11	1.91	0.51
29:DE:171:ASP:CG	29:DE:172:ALA:N	2.63	0.51
29:DE:176:ASP:HB3	29:DE:179:SER:HB2	1.92	0.51
31:D0:48:TYR:CG	31:D0:49:ARG:N	2.78	0.51
33:D1:9:LYS:HE2	33:D1:50:GLU:OE2	2.11	0.51
37:DL:85:VAL:HG11	37:DL:90:VAL:HG22	1.93	0.51
41:DJ:112:GLY:H	41:DJ:113:PRO:HD2	1.75	0.51
47:DF:62:GLN:HE21	47:DF:91:ARG:NE	2.09	0.51
47:DF:177:ARG:CZ	47:DF:177:ARG:HA	2.39	0.51
49:DR:78:ARG:HB3	49:DR:83:TYR:HB3	1.92	0.51

Continued on next page...

Continued from previous page...

Atom-1	Atom-2	Interatomic distance (Å)	Clash overlap (Å)
51:DZ:18:ARG:HH11	51:DZ:24:ALA:HB2	1.73	0.51
53:D6:80:GLU:OE1	53:D6:99:LEU:HD22	2.11	0.51
1:AA:223:A:H2'	1:AA:224:U:C6	2.45	0.51
1:AA:1461:G:H2'	1:AA:1462:C:C6	2.46	0.51
2:AC:33:ASP:O	2:AC:36:PHE:HB3	2.11	0.51
19:AT:61:ALA:HA	19:AT:67:HIS:N	2.22	0.51
20:AB:204:ASP:CG	20:AB:205:ALA:H	2.14	0.51
23:BB:437:U:H2'	23:BB:438:G:H8	1.76	0.51
23:BB:499:U:H2'	23:BB:500:G:O4'	2.11	0.51
23:BB:899:A:H8	23:BB:899:A:OP2	1.93	0.51
23:BB:1172:C:H2'	23:BB:1173:U:C1'	2.40	0.51
23:BB:1204:A:N1	23:BB:1241:A:N1	2.59	0.51
23:BB:1386:C:H1'	23:BB:1470:A:H1'	1.92	0.51
23:BB:1717:A:H2'	23:BB:1718:G:O4'	2.11	0.51
23:BB:2395:C:H2'	23:BB:2396:G:O4'	2.10	0.51
23:BB:2784:U:H2'	23:BB:2785:C:H6	1.76	0.51
25:BC:140:VAL:CG1	25:BC:141:HIS:H	2.17	0.51
29:BE:3:LEU:HB2	29:BE:12:LEU:CB	2.41	0.51
34:B3:7:ARG:HG3	34:B3:7:ARG:NH1	2.26	0.51
35:BV:3:THR:HA	35:BV:62:THR:OG1	2.10	0.51
35:BV:28:ALA:HB3	35:BV:42:LEU:HD21	1.93	0.51
40:BH:114:GLU:HB3	40:BH:134:VAL:CA	2.40	0.51
41:BJ:41:LYS:HE3	41:BJ:52:ASP:OD2	2.11	0.51
43:BO:100:HIS:C	43:BO:104:GLN:HB2	2.31	0.51
44:BQ:86:SER:O	44:BQ:88:GLU:N	2.44	0.51
47:BF:157:THR:C	47:BF:159:ALA:H	2.14	0.51
48:BG:53:PRO:HG3	48:BG:61:TRP:N	2.26	0.51
50:BT:29:THR:CA	50:BT:86:THR:HA	2.41	0.51
51:BZ:32:ASN:O	51:BZ:33:LEU:O	2.29	0.51
53:B6:109:GLU:HA	53:B6:112:LYS:CE	2.40	0.51
3:CD:22:SER:H	3:CD:109:THR:HG22	1.75	0.51
4:CE:148:SER:OG	4:CE:150:GLU:HG2	2.11	0.51
5:CF:6:ILE:HD11	5:CF:8:PHE:HD2	1.76	0.51
5:CF:85:ILE:HG22	5:CF:86:ARG:N	2.25	0.51
6:CG:91:ARG:HD2	6:CG:91:ARG:N	2.25	0.51
7:CH:91:LEU:HD12	7:CH:116:ARG:HB2	1.92	0.51
9:CJ:10:LEU:O	9:CJ:71:LEU:HA	2.11	0.51
11:CL:42:LYS:HD2	11:CL:43:LYS:HG3	1.92	0.51
16:CQ:16:MET:CB	16:CQ:19:SER:HB2	2.40	0.51
16:CQ:18:LYS:H	16:CQ:50:ASN:ND2	2.09	0.51
1:CA:389:A:N3	1:CA:389:A:H2'	2.26	0.51

Continued on next page...

Continued from previous page...

Atom-1	Atom-2	Interatomic distance (Å)	Clash overlap (Å)
1:CA:475:C:H2'	1:CA:476:U:H6	1.76	0.51
1:CA:882:C:O2'	1:CA:883:C:H5'	2.09	0.51
1:CA:1192:C:H2'	1:CA:1193:G:O4'	2.11	0.51
1:CA:1438:G:O2'	1:CA:1439:G:H5'	2.10	0.51
23:DB:48:G:N2	23:DB:177:G:H21	2.09	0.51
23:DB:160:A:H1'	23:DB:2208:C:O2'	2.11	0.51
23:DB:184:C:H2'	23:DB:185:G:C8	2.44	0.51
23:DB:1439:A:N7	23:DB:1440:U:C2	2.79	0.51
23:DB:1653:G:H3'	42:DN:2:ARG:HG3	1.92	0.51
23:DB:1858:A:H2'	23:DB:1859:U:O4'	2.10	0.51
24:DI:18:ASN:HB2	24:DI:38:CYS:SG	2.51	0.51
30:DY:25:GLY:HA3	30:DY:46:MET:HE3	1.91	0.51
34:D3:12:ARG:HD3	37:DL:61:LEU:O	2.10	0.51
50:DT:7:LEU:HD13	50:DT:7:LEU:O	2.10	0.51
53:D6:171:LYS:HD3	53:D6:175:LEU:HD13	1.93	0.51
1:AA:34:C:H2'	1:AA:35:G:C8	2.46	0.51
1:AA:113:G:N2	1:AA:353:A:H8	2.09	0.51
1:AA:462:G:H2'	1:AA:463:U:C6	2.45	0.51
1:AA:546:A:P	3:AD:68:GLU:HB3	2.50	0.51
1:AA:842:U:O2	1:AA:842:U:H2'	2.11	0.51
1:AA:994:A:C5	1:AA:1216:A:H4'	2.45	0.51
1:AA:1157:A:H4'	1:AA:1158:C:O5'	2.09	0.51
2:AC:2:GLN:NE2	2:AC:2:GLN:N	2.57	0.51
2:AC:48:LYS:H	2:AC:48:LYS:HD3	1.76	0.51
3:AD:24:VAL:HG23	3:AD:25:ARG:N	2.26	0.51
4:AE:132:PRO:O	4:AE:136:VAL:HG12	2.11	0.51
6:AG:91:ARG:HD2	6:AG:91:ARG:N	2.26	0.51
22:BA:64:G:H2'	22:BA:65:U:C6	2.46	0.51
23:BB:593:U:H2'	23:BB:594:U:C6	2.46	0.51
23:BB:921:C:H2'	23:BB:922:C:H6	1.75	0.51
23:BB:1390:U:O2'	23:BB:1391:U:H5'	2.10	0.51
23:BB:1400:U:H2'	23:BB:1401:G:H8	1.75	0.51
23:BB:1438:U:N3	23:BB:1552:A:N6	2.58	0.51
23:BB:2088:A:H2'	23:BB:2089:C:H6	1.75	0.51
26:BD:55:LYS:H	26:BD:76:GLY:H	1.59	0.51
28:BP:44:GLY:HA3	28:BP:60:VAL:HG12	1.93	0.51
29:BE:138:LEU:HB3	29:BE:143:LEU:O	2.10	0.51
35:BV:76:ASP:H	35:BV:90:ASP:HB2	1.75	0.51
41:BJ:44:TYR:C	41:BJ:44:TYR:HD2	2.15	0.51
43:BO:49:VAL:HG12	43:BO:85:LYS:HG3	1.92	0.51
46:BU:26:ASN:ND2	46:BU:26:ASN:N	2.58	0.51

Continued on next page...

Continued from previous page...

Atom-1	Atom-2	Interatomic distance (Å)	Clash overlap (Å)
46:BU:64:ILE:HD11	46:BU:68:ASN:ND2	2.26	0.51
47:BF:33:ILE:HB	47:BF:90:LEU:HG	1.93	0.51
52:BW:24:ARG:HB2	52:BW:65:LYS:HB3	1.92	0.51
4:CE:45:VAL:O	4:CE:71:ILE:HG22	2.10	0.51
5:CF:17:GLN:O	5:CF:21:MET:HG3	2.11	0.51
5:CF:51:ILE:HG23	5:CF:51:ILE:O	2.10	0.51
8:CI:11:ARG:HA	8:CI:105:ARG:NH1	2.26	0.51
8:CI:39:GLY:O	8:CI:40:ARG:HB2	2.10	0.51
8:CI:49:GLN:N	8:CI:50:PRO:HD2	2.26	0.51
8:CI:74:GLN:HE21	8:CI:74:GLN:H	1.58	0.51
8:CI:118:ARG:NH2	8:CI:122:ARG:HH21	2.09	0.51
13:CN:79:SER:OG	13:CN:82:LYS:HG2	2.10	0.51
20:CB:11:ALA:C	20:CB:13:VAL:H	2.13	0.51
1:CA:462:G:H2'	1:CA:463:U:C6	2.46	0.51
1:CA:737:C:H2'	1:CA:738:C:H6	1.76	0.51
1:CA:1009:U:H2'	1:CA:1010:U:C5	2.45	0.51
21:CU:41:THR:O	21:CU:45:LYS:HD2	2.11	0.51
23:DB:11:C:H2'	23:DB:12:U:H5'	1.93	0.51
23:DB:356:G:O2'	23:DB:357:C:H5'	2.11	0.51
23:DB:547:A:C8	23:DB:548:G:H1'	2.45	0.51
23:DB:740:C:O2'	23:DB:741:U:H5'	2.10	0.51
23:DB:1858:A:H62	23:DB:1884:G:H1'	1.75	0.51
23:DB:2379:G:H5'	43:DO:21:LEU:CD1	2.41	0.51
23:DB:2462:C:H2'	23:DB:2463:C:H6	1.75	0.51
23:DB:2496:C:OP1	38:DM:82:MET:HB2	2.11	0.51
23:DB:2659:G:N2	23:DB:2661:G:H5''	2.25	0.51
25:DC:140:VAL:CG1	25:DC:189:ALA:HB1	2.41	0.51
29:DE:48:THR:O	29:DE:52:VAL:HG23	2.11	0.51
30:DY:35:VAL:HG22	30:DY:36:GLU:N	2.25	0.51
38:DM:59:ARG:CZ	38:DM:60:GLN:HB3	2.41	0.51
41:DJ:44:TYR:C	41:DJ:44:TYR:HD2	2.14	0.51
41:DJ:57:LEU:HG	41:DJ:128:ASN:N	2.25	0.51
43:DO:31:THR:HG23	43:DO:34:HIS:O	2.11	0.51
48:DG:6:ALA:HB3	48:DG:68:ARG:CD	2.41	0.51
50:DT:39:THR:HG22	50:DT:42:GLU:CG	2.41	0.51
53:D6:3:LEU:HD11	53:D6:149:LEU:HD11	1.93	0.51
1:AA:9:G:OP2	4:AE:125:LYS:HE3	2.10	0.51
1:AA:170:U:O2'	1:AA:171:A:H5'	2.11	0.51
1:AA:199:A:H2'	1:AA:200:G:C8	2.46	0.51
1:AA:1309:G:H2'	1:AA:1310:G:C8	2.46	0.51
2:AC:121:SER:CB	2:AC:125:ARG:HH12	2.23	0.51

Continued on next page...

Continued from previous page...

Atom-1	Atom-2	Interatomic distance (Å)	Clash overlap (Å)
4:AE:82:HIS:CE1	4:AE:146:MET:HA	2.46	0.51
8:AI:112:ARG:HD2	13:AN:100:TRP:OXT	2.11	0.51
15:AP:20:VAL:HG21	15:AP:32:PHE:CD2	2.46	0.51
20:AB:26:MET:O	20:AB:30:ILE:HG13	2.11	0.51
20:AB:166:ASP:OD1	20:AB:190:SER:HA	2.11	0.51
21:AU:13:VAL:O	21:AU:13:VAL:HG13	2.11	0.51
23:BB:115:C:O2'	23:BB:116:C:H5'	2.10	0.51
23:BB:1114:C:H2'	23:BB:1115:G:C8	2.46	0.51
23:BB:1468:U:H2'	23:BB:1522:A:N6	2.26	0.51
23:BB:1870:C:H2'	23:BB:1871:A:C2	2.45	0.51
23:BB:1926:U:H3'	23:BB:1928:A:OP2	2.11	0.51
23:BB:2230:G:H2'	23:BB:2231:U:C6	2.46	0.51
23:BB:2251:G:OP1	38:BM:81:ARG:HD3	2.10	0.51
23:BB:2341:G:H2'	23:BB:2342:C:C6	2.46	0.51
23:BB:2755:C:O2'	23:BB:2756:U:H2'	2.11	0.51
25:BC:6:LYS:CB	25:BC:8:THR:HG22	2.41	0.51
31:B0:51:ARG:O	31:B0:52:LYS:HB2	2.10	0.51
32:B4:2:LYS:CD	32:B4:4:ARG:HE	2.14	0.51
35:BV:46:LYS:HA	35:BV:46:LYS:HE3	1.91	0.51
36:B2:3:ARG:HA	36:B2:3:ARG:CZ	2.41	0.51
39:BX:13:GLU:HA	39:BX:13:GLU:OE2	2.10	0.51
44:BQ:43:GLN:HE21	49:BR:77:PHE:HB3	1.76	0.51
45:BS:15:GLN:HA	45:BS:18:ARG:HG2	1.93	0.51
45:BS:42:LYS:HA	45:BS:42:LYS:NZ	2.26	0.51
46:BU:27:VAL:CB	46:BU:33:VAL:HG12	2.41	0.51
47:BF:1:ALA:HB1	47:BF:4:HIS:HB3	1.91	0.51
47:BF:7:TYR:HA	47:BF:11:VAL:CG2	2.41	0.51
47:BF:95:MET:O	47:BF:98:PHE:HB3	2.10	0.51
53:B6:110:ARG:O	53:B6:114:LEU:HD13	2.11	0.51
3:CD:131:ILE:HD13	1:CA:620:C:N1	2.25	0.51
4:CE:113:VAL:HG21	4:CE:139:THR:HG21	1.93	0.51
6:CG:6:ILE:HG22	6:CG:7:GLY:N	2.25	0.51
7:CH:79:ARG:HB2	7:CH:80:PRO:HD2	1.93	0.51
8:CI:25:GLY:CA	8:CI:57:VAL:HA	2.27	0.51
8:CI:108:ARG:HB3	1:CA:1347:G:C8	2.46	0.51
9:CJ:42:LEU:HB3	9:CJ:43:PRO:HD2	1.93	0.51
1:CA:113:G:N2	1:CA:353:A:H8	2.09	0.51
1:CA:328:C:H4'	1:CA:329:A:H5'	1.93	0.51
1:CA:345:C:OP1	28:DP:38:ARG:HD2	2.11	0.51
1:CA:1011:C:H2'	1:CA:1012:A:C8	2.46	0.51
1:CA:1078:U:H2'	1:CA:1079:G:O4'	2.11	0.51

Continued on next page...

Continued from previous page...

Atom-1	Atom-2	Interatomic distance (Å)	Clash overlap (Å)
1:CA:1461:G:H2'	1:CA:1462:C:C6	2.46	0.51
23:DB:95:A:HO2'	39:DX:40:SER:H	1.58	0.51
23:DB:254:G:H22	34:D3:7:ARG:HH21	1.58	0.51
23:DB:483:A:H2'	23:DB:484:C:O4'	2.10	0.51
23:DB:549:G:H2'	41:DJ:2:LYS:HE3	1.93	0.51
23:DB:947:A:H2'	23:DB:948:C:H6	1.76	0.51
23:DB:1599:U:H2'	23:DB:1600:C:H6	1.76	0.51
38:DM:4:PRO:HG3	38:DM:68:PHE:HE2	1.76	0.51
40:DH:3:VAL:HG12	40:DH:38:PRO:HA	1.93	0.51
40:DH:48:GLU:CB	40:DH:51:ARG:HH21	2.24	0.51
41:DJ:76:HIS:CE1	41:DJ:85:LYS:HB2	2.46	0.51
46:DU:88:ASP:CG	46:DU:89:GLY:H	2.14	0.51
47:DF:45:ASP:OD1	47:DF:47:LYS:HB2	2.10	0.51
48:DG:26:LYS:HG2	48:DG:27:GLY:N	2.26	0.51
51:DZ:41:GLU:O	51:DZ:44:LYS:HD2	2.11	0.51
53:D6:78:ALA:HA	53:D6:81:LYS:CG	2.40	0.51
1:AA:82:G:OP2	1:AA:83:C:H6	1.95	0.50
1:AA:250:A:H1'	1:AA:252:U:C5	2.46	0.50
1:AA:376:G:C5'	15:AP:5:ARG:HD3	2.38	0.50
1:AA:797:C:O2'	1:AA:798:U:H5'	2.11	0.50
1:AA:1029:U:O4'	1:AA:1029:U:O2	2.26	0.50
1:AA:1314:C:H2'	1:AA:1315:U:C6	2.46	0.50
3:AD:77:GLU:HA	3:AD:80:ARG:HG2	1.93	0.50
5:AF:2:ARG:HG2	5:AF:92:THR:OG1	2.11	0.50
6:AG:14:ASP:HB3	6:AG:18:GLY:N	2.26	0.50
7:AH:77:VAL:HG23	7:AH:126:CYS:HA	1.93	0.50
10:AK:127:ARG:HG3	10:AK:127:ARG:HH11	1.75	0.50
16:AQ:16:MET:CB	16:AQ:19:SER:HB2	2.41	0.50
23:BB:192:C:O2'	23:BB:802:A:N3	2.40	0.50
23:BB:279:A:N6	23:BB:361:G:H1'	2.25	0.50
23:BB:633:A:H2'	23:BB:634:C:H5'	1.94	0.50
23:BB:1028:A:N6	23:BB:1125:G:H2'	2.25	0.50
23:BB:1661:G:O2'	23:BB:1662:U:H5'	2.11	0.50
23:BB:1666:G:O2'	23:BB:1667:G:H5'	2.10	0.50
23:BB:1908:C:H3'	23:BB:1909:C:O4'	2.10	0.50
23:BB:2814:A:H2'	23:BB:2815:C:H6	1.75	0.50
25:BC:130:PRO:CG	25:BC:133:ASN:HD22	2.24	0.50
26:BD:136:ASN:ND2	26:BD:140:HIS:ND1	2.59	0.50
28:BP:4:ILE:HA	28:BP:7:LEU:CD1	2.42	0.50
30:BY:23:LEU:HD23	30:BY:50:VAL:HG11	1.93	0.50
35:BV:3:THR:HA	35:BV:62:THR:HG1	1.77	0.50

Continued on next page...

Continued from previous page...

Atom-1	Atom-2	Interatomic distance (Å)	Clash overlap (Å)
38:BM:19:GLY:CA	38:BM:38:ARG:HH22	2.23	0.50
40:BH:114:GLU:HB3	40:BH:133:GLN:O	2.11	0.50
41:BJ:40:HIS:ND1	41:BJ:41:LYS:HG3	2.27	0.50
46:BU:26:ASN:N	46:BU:26:ASN:HD22	2.07	0.50
8:CI:118:ARG:CZ	8:CI:122:ARG:HH21	2.24	0.50
10:CK:95:THR:HG23	10:CK:96:ILE:N	2.26	0.50
18:CS:29:PRO:HA	18:CS:47:THR:O	2.11	0.50
18:CS:30:LEU:HG	18:CS:47:THR:O	2.11	0.50
20:CB:185:ILE:HA	20:CB:199:ILE:HB	1.93	0.50
1:CA:412:A:O2'	1:CA:413:G:H5''	2.11	0.50
23:DB:137:U:O2'	50:DT:1:MET:N	2.43	0.50
23:DB:532:A:N3	23:DB:532:A:H2'	2.27	0.50
23:DB:564:C:O2'	23:DB:565:C:H5'	2.11	0.50
23:DB:565:C:OP2	49:DR:79:ARG:HB2	2.10	0.50
23:DB:633:A:H2'	23:DB:634:C:H5'	1.93	0.50
23:DB:1049:C:O2	23:DB:1113:U:H4'	2.11	0.50
23:DB:1061:U:C4	24:DI:11:GLN:HG3	2.46	0.50
23:DB:1856:U:H2'	23:DB:1857:G:O4'	2.10	0.50
27:DK:71:ARG:O	27:DK:72:PRO:C	2.50	0.50
28:DP:44:GLY:HA3	28:DP:60:VAL:HG12	1.92	0.50
29:DE:146:VAL:CG1	29:DE:187:VAL:HG23	2.39	0.50
35:DV:42:LEU:HD23	35:DV:42:LEU:N	2.12	0.50
40:DH:56:ALA:O	40:DH:59:ALA:HB3	2.11	0.50
43:DO:67:ASN:HB3	43:DO:70:ALA:CB	2.40	0.50
45:DS:60:HIS:O	45:DS:61:ASN:HB2	2.10	0.50
53:D6:29:ARG:HD3	53:D6:110:ARG:NH2	2.26	0.50
53:D6:38:LEU:CD1	53:D6:66:LEU:HD23	2.40	0.50
53:D6:80:GLU:CA	53:D6:83:ILE:HG12	2.38	0.50
1:AA:35:G:H2'	1:AA:36:C:C6	2.46	0.50
1:AA:78:A:H8	1:AA:78:A:O5'	1.94	0.50
1:AA:470:C:H2'	1:AA:471:U:C6	2.46	0.50
1:AA:711:G:O2'	1:AA:712:A:H5'	2.11	0.50
1:AA:1029:U:H3'	1:AA:1029:U:OP2	2.11	0.50
1:AA:1038:C:H2'	1:AA:1039:G:H8	1.75	0.50
1:AA:1084:G:H5'	1:AA:1102:A:OP2	2.11	0.50
2:AC:129:PHE:CD2	2:AC:156:LEU:HD22	2.46	0.50
5:AF:3:HIS:HA	5:AF:65:GLU:HA	1.93	0.50
5:AF:68:GLN:O	5:AF:71:ILE:HG13	2.11	0.50
12:AM:1:ALA:O	12:AM:3:ILE:HG13	2.11	0.50
20:AB:48:MET:CE	20:AB:198:VAL:HB	2.41	0.50
20:AB:212:TYR:O	20:AB:216:VAL:HG22	2.11	0.50

Continued on next page...

Continued from previous page...

Atom-1	Atom-2	Interatomic distance (Å)	Clash overlap (Å)
21:AU:35:GLU:HB2	21:AU:37:TYR:CE2	2.46	0.50
23:BB:776:G:H4'	23:BB:777:G:O5'	2.11	0.50
23:BB:853:C:H2'	23:BB:854:C:H6	1.76	0.50
23:BB:968:C:H2'	23:BB:969:G:C8	2.45	0.50
23:BB:2344:U:H4'	23:BB:2345:G:OP1	2.11	0.50
23:BB:2862:G:H2'	23:BB:2863:C:C6	2.46	0.50
26:BD:8:LYS:O	26:BD:9:VAL:HB	2.11	0.50
26:BD:13:ARG:HD3	26:BD:15:PHE:CZ	2.45	0.50
29:BE:29:HIS:HA	29:BE:32:VAL:HG22	1.93	0.50
29:BE:125:SER:HA	29:BE:157:LEU:HD22	1.92	0.50
29:BE:143:LEU:HB3	29:BE:146:VAL:HG21	1.93	0.50
33:B1:9:LYS:HE2	33:B1:50:GLU:OE2	2.10	0.50
37:BL:125:LEU:H	37:BL:143:GLU:CG	2.24	0.50
40:BH:5:LEU:HD12	40:BH:17:ASP:HB3	1.93	0.50
40:BH:34:GLY:O	40:BH:35:LYS:HG2	2.11	0.50
40:BH:79:THR:CB	40:BH:145:ASN:HB2	2.41	0.50
46:BU:43:LYS:NZ	46:BU:45:GLN:HA	2.26	0.50
47:BF:45:ASP:OD1	47:BF:47:LYS:HB2	2.10	0.50
50:BT:14:PRO:HA	50:BT:32:LEU:HB3	1.92	0.50
50:BT:54:GLU:CB	50:BT:88:LYS:HB2	2.41	0.50
2:CC:42:LEU:HD12	2:CC:67:ILE:HD11	1.92	0.50
2:CC:104:GLU:O	2:CC:105:VAL:HG13	2.11	0.50
4:CE:80:LEU:HD11	4:CE:95:MET:HG2	1.94	0.50
16:CQ:74:LEU:HD22	16:CQ:75:VAL:H	1.74	0.50
20:CB:198:VAL:HG12	20:CB:200:PRO:HD3	1.93	0.50
1:CA:410:G:H2'	1:CA:429:U:C5	2.46	0.50
1:CA:1023:U:H2'	1:CA:1024:G:H8	1.76	0.50
21:CU:13:VAL:O	21:CU:13:VAL:HG13	2.11	0.50
22:DA:14:U:H1'	22:DA:106:G:H21	1.75	0.50
23:DB:120:U:H5''	23:DB:122:G:OP2	2.11	0.50
23:DB:182:A:H2'	23:DB:183:C:H6	1.75	0.50
23:DB:299:A:N6	23:DB:322:A:O2'	2.43	0.50
23:DB:566:U:O2'	23:DB:567:U:H5'	2.11	0.50
23:DB:1150:C:H2'	23:DB:1151:A:H8	1.75	0.50
23:DB:1318:U:H2'	23:DB:1319:C:C6	2.46	0.50
23:DB:1538:G:H2'	23:DB:1539:U:H6	1.76	0.50
23:DB:1656:C:H2'	23:DB:1657:U:H6	1.75	0.50
23:DB:1915:U:H2'	23:DB:1916:A:C1'	2.40	0.50
23:DB:2547:A:H5''	27:DK:29:HIS:NE2	2.26	0.50
23:DB:2899:A:H2'	23:DB:2900:A:H8	1.75	0.50
25:DC:130:PRO:HG2	25:DC:133:ASN:HD22	1.75	0.50

Continued on next page...

Continued from previous page...

Atom-1	Atom-2	Interatomic distance (Å)	Clash overlap (Å)
26:DD:8:LYS:O	26:DD:9:VAL:HB	2.12	0.50
26:DD:14:ILE:HG21	26:DD:178:VAL:HG11	1.93	0.50
29:DE:4:VAL:HG22	29:DE:9:GLN:HE22	1.76	0.50
30:DY:35:VAL:HG22	30:DY:36:GLU:H	1.76	0.50
32:D4:1:MET:HE1	32:D4:36:ARG:HB2	1.93	0.50
40:DH:27:ARG:HG2	40:DH:27:ARG:NH2	2.23	0.50
41:DJ:72:LYS:HB2	41:DJ:89:PHE:HB2	1.93	0.50
41:DJ:117:ALA:HA	41:DJ:120:ARG:NH2	2.26	0.50
42:DN:103:ARG:HG3	42:DN:104:ALA:N	2.26	0.50
45:DS:66:ILE:HD13	45:DS:66:ILE:N	2.21	0.50
46:DU:53:GLN:N	46:DU:54:PRO:CD	2.74	0.50
46:DU:85:ARG:CD	46:DU:86:PHE:H	2.22	0.50
47:DF:137:PHE:N	47:DF:137:PHE:CD2	2.77	0.50
53:D6:63:PRO:HB2	53:D6:64:ARG:CZ	2.41	0.50
53:D6:86:SER:C	53:D6:88:LEU:H	2.15	0.50
1:AA:410:G:H2'	1:AA:429:U:C5	2.45	0.50
1:AA:454:G:H2'	1:AA:455:G:H8	1.76	0.50
1:AA:554:A:H2'	1:AA:555:U:C6	2.45	0.50
1:AA:577:G:O2'	1:AA:578:C:H5'	2.12	0.50
1:AA:593:U:H2'	1:AA:594:U:C6	2.47	0.50
1:AA:620:C:N1	3:AD:131:ILE:HD13	2.26	0.50
1:AA:839:C:H2'	1:AA:840:C:O4'	2.12	0.50
1:AA:858:G:O6	1:AA:869:G:H3'	2.11	0.50
3:AD:113:ALA:O	3:AD:117:VAL:HG23	2.12	0.50
13:AN:15:LEU:HD23	13:AN:18:LYS:HD2	1.93	0.50
20:AB:95:TRP:CH2	20:AB:100:LEU:HB2	2.40	0.50
23:BB:4:U:O2'	23:BB:5:A:H5'	2.10	0.50
23:BB:126:A:C5'	36:B2:46:LYS:HE2	2.34	0.50
23:BB:982:C:H5'	23:BB:982:C:O2	2.11	0.50
23:BB:1857:G:H1'	23:BB:1885:A:H62	1.76	0.50
23:BB:1908:C:H2'	23:BB:1909:C:C4'	2.41	0.50
26:BD:13:ARG:HD3	26:BD:15:PHE:CE1	2.47	0.50
27:BK:71:ARG:O	27:BK:72:PRO:C	2.50	0.50
29:BE:48:THR:H	29:BE:51:GLU:HG3	1.76	0.50
29:BE:60:TRP:CZ3	29:BE:62:GLN:HA	2.46	0.50
29:BE:115:GLN:O	29:BE:117:ARG:HG3	2.10	0.50
35:BV:80:HIS:HB2	35:BV:85:LYS:HG3	1.94	0.50
46:BU:46:LYS:HG2	46:BU:47:PRO:HD2	1.94	0.50
47:BF:177:ARG:CZ	47:BF:178:LYS:H	2.24	0.50
49:BR:14:VAL:HG23	49:BR:15:SER:N	2.26	0.50
5:CF:15:SER:HB2	5:CF:44:ARG:HH12	1.76	0.50

Continued on next page...

Continued from previous page...

Atom-1	Atom-2	Interatomic distance (Å)	Clash overlap (Å)
8:CI:40:ARG:N	8:CI:44:ARG:HD3	2.26	0.50
12:CM:5:GLY:O	12:CM:7:ASN:N	2.45	0.50
12:CM:77:LYS:O	12:CM:80:MET:HB3	2.11	0.50
13:CN:4:SER:HB3	1:CA:1216:A:H5''	1.93	0.50
14:CO:43:PHE:CE1	14:CO:56:LEU:HD22	2.46	0.50
14:CO:85:LEU:HD12	14:CO:85:LEU:N	2.26	0.50
18:CS:77:ARG:HD3	1:CA:1225:A:HO2'	1.75	0.50
19:CT:66:ILE:HG22	19:CT:67:HIS:N	2.26	0.50
1:CA:279:A:OP1	1:CA:281:G:H5'	2.11	0.50
1:CA:1118:U:H2'	1:CA:1119:C:C6	2.47	0.50
21:CU:35:GLU:HB2	21:CU:37:TYR:CZ	2.47	0.50
22:DA:49:C:OP1	43:DO:101:GLY:HA3	2.12	0.50
22:DA:60:C:O2'	22:DA:61:G:H5'	2.10	0.50
23:DB:841:G:O2'	23:DB:842:U:H5'	2.12	0.50
23:DB:1083:U:H2'	23:DB:1085:A:OP2	2.11	0.50
23:DB:1347:A:H2'	23:DB:1348:C:O4'	2.12	0.50
23:DB:2215:C:H2'	23:DB:2216:G:H8	1.76	0.50
23:DB:2784:U:O2'	23:DB:2785:C:H5'	2.11	0.50
23:DB:2893:A:C4'	23:DB:2894:G:H5'	2.41	0.50
24:DI:54:ILE:HD13	24:DI:54:ILE:C	2.31	0.50
35:DV:51:GLN:HA	35:DV:56:PHE:CG	2.45	0.50
48:DG:74:MET:O	48:DG:78:VAL:HG22	2.11	0.50
49:DR:1:MET:O	49:DR:15:SER:HB3	2.12	0.50
52:DW:36:ILE:HB	52:DW:39:GLN:HE22	1.74	0.50
52:DW:75:ASN:O	52:DW:76:ARG:HB2	2.11	0.50
53:D6:29:ARG:HD3	53:D6:110:ARG:CZ	2.42	0.50
53:D6:92:PRO:HA	53:D6:101:ILE:HG12	1.91	0.50
1:AA:320:A:H2'	1:AA:321:A:C8	2.46	0.50
1:AA:333:U:H2'	1:AA:334:C:C6	2.46	0.50
1:AA:737:C:H2'	1:AA:738:C:H6	1.77	0.50
1:AA:738:C:H2'	1:AA:739:C:C6	2.45	0.50
1:AA:1060:U:H5''	9:AJ:53:ILE:HG12	1.92	0.50
1:AA:1479:C:H2'	1:AA:1480:A:H8	1.75	0.50
2:AC:35:ASP:O	2:AC:39:ARG:HG3	2.11	0.50
2:AC:88:LYS:HE3	2:AC:88:LYS:O	2.12	0.50
7:AH:79:ARG:HB2	7:AH:80:PRO:HD2	1.93	0.50
9:AJ:40:ILE:HB	9:AJ:73:LEU:HB3	1.93	0.50
20:AB:147:LEU:O	20:AB:150:ILE:HG22	2.11	0.50
22:BA:24:G:N7	22:BA:56:G:H2'	2.25	0.50
23:BB:1813:G:C2	25:BC:49:THR:HG21	2.46	0.50
23:BB:1913:A:OP2	23:BB:1916:A:N6	2.45	0.50

Continued on next page...

Continued from previous page...

Atom-1	Atom-2	Interatomic distance (Å)	Clash overlap (Å)
23:BB:2295:C:O2'	23:BB:2296:U:H5'	2.10	0.50
23:BB:2385:C:H2'	23:BB:2386:A:C8	2.45	0.50
24:BI:124:MET:O	24:BI:128:ILE:HG12	2.11	0.50
26:BD:15:PHE:HA	26:BD:20:VAL:O	2.12	0.50
27:BK:102:PRO:CB	27:BK:121:GLU:HG3	2.42	0.50
28:BP:6:GLN:O	28:BP:10:GLU:HB3	2.11	0.50
28:BP:109:ILE:O	28:BP:109:ILE:HG13	2.11	0.50
28:BP:110:LYS:HD2	28:BP:110:LYS:N	2.20	0.50
30:BY:30:ARG:NH1	30:BY:33:HIS:HA	2.26	0.50
40:BH:3:VAL:HG12	40:BH:38:PRO:HA	1.93	0.50
40:BH:27:ARG:HG2	40:BH:27:ARG:NH2	2.23	0.50
42:BN:49:GLU:HB2	42:BN:50:PRO:HD3	1.94	0.50
43:BO:67:ASN:HB3	43:BO:70:ALA:CB	2.41	0.50
47:BF:33:ILE:HG21	47:BF:98:PHE:CE2	2.46	0.50
2:CC:26:LYS:CG	2:CC:27:GLU:HG3	2.41	0.50
6:CG:27:ASN:HD22	6:CG:27:ASN:N	2.08	0.50
8:CI:115:VAL:HG23	1:CA:1367:C:H5''	1.93	0.50
20:CB:83:ALA:CB	20:CB:90:PHE:HB3	2.40	0.50
1:CA:694:A:H3'	1:CA:695:A:H5''	1.94	0.50
1:CA:746:A:O2'	1:CA:747:A:H5'	2.11	0.50
1:CA:909:A:H2'	1:CA:910:C:O4'	2.11	0.50
23:DB:103:A:H3'	23:DB:104:A:H8	1.76	0.50
23:DB:340:A:H2'	23:DB:341:C:O4'	2.11	0.50
23:DB:766:U:H2'	23:DB:767:U:C6	2.47	0.50
23:DB:854:C:O2'	23:DB:855:G:H5'	2.11	0.50
23:DB:1141:U:H4'	23:DB:1142:A:C1'	2.41	0.50
23:DB:1374:G:H2'	23:DB:1375:U:C6	2.46	0.50
23:DB:2849:U:H4'	23:DB:2850:A:C5'	2.41	0.50
27:DK:61:VAL:HG22	27:DK:87:LEU:HD21	1.92	0.50
29:DE:138:LEU:HB3	29:DE:143:LEU:O	2.10	0.50
29:DE:143:LEU:HB3	29:DE:146:VAL:HG21	1.93	0.50
32:D4:36:ARG:HG2	32:D4:37:GLN:H	1.76	0.50
39:DX:47:ARG:HG3	39:DX:47:ARG:HH21	1.77	0.50
44:DQ:84:LYS:O	44:DQ:86:SER:N	2.44	0.50
45:DS:46:LEU:O	45:DS:50:VAL:HG23	2.10	0.50
47:DF:19:PHE:HE1	47:DF:167:ALA:HB2	1.76	0.50
51:DZ:47:VAL:O	51:DZ:47:VAL:HG23	2.12	0.50
53:D6:37:LEU:HD21	53:D6:88:LEU:HG	1.94	0.50
1:AA:214:C:H2'	1:AA:215:C:C6	2.46	0.50
1:AA:539:A:H2'	1:AA:540:G:C8	2.45	0.50
1:AA:624:C:H2'	1:AA:625:U:H6	1.77	0.50

Continued on next page...

Continued from previous page...

Atom-1	Atom-2	Interatomic distance (Å)	Clash overlap (Å)
1:AA:713:G:H2'	1:AA:714:G:C8	2.46	0.50
1:AA:825:A:H2'	1:AA:826:C:C6	2.46	0.50
1:AA:1376:U:H2'	1:AA:1377:A:C8	2.47	0.50
1:AA:1404:C:H2'	1:AA:1405:G:C8	2.47	0.50
1:AA:1519:A:H3'	1:AA:1520:C:C5'	2.41	0.50
6:AG:26:VAL:HB	6:AG:42:VAL:HG21	1.94	0.50
6:AG:49:LEU:CD2	6:AG:60:ALA:HB1	2.40	0.50
6:AG:144:ALA:C	6:AG:146:ALA:H	2.14	0.50
6:AG:146:ALA:C	6:AG:147:ASN:HD22	2.14	0.50
8:AI:20:ILE:HA	8:AI:62:LEU:CD1	2.42	0.50
9:AJ:10:LEU:O	9:AJ:71:LEU:HA	2.12	0.50
10:AK:28:ASN:HB2	10:AK:56:LYS:HZ3	1.75	0.50
12:AM:106:ARG:HE	12:AM:112:ARG:NH1	2.09	0.50
13:AN:29:ILE:HB	13:AN:30:ILE:HD12	1.94	0.50
15:AP:1:MET:HA	15:AP:1:MET:HE3	1.93	0.50
18:AS:63:ASP:C	18:AS:65:MET:H	2.13	0.50
23:BB:946:C:H2'	23:BB:947:A:H8	1.76	0.50
23:BB:1070:A:H2	24:BI:9:LYS:HE3	1.76	0.50
23:BB:1405:U:H2'	23:BB:1406:U:H6	1.76	0.50
23:BB:2729:G:H2'	23:BB:2730:C:C6	2.46	0.50
23:BB:2785:C:H2'	23:BB:2786:U:H6	1.76	0.50
27:BK:119:ALA:CB	27:BK:120:PRO:CD	2.89	0.50
32:B4:11:CYS:HB3	32:B4:33:HIS:CE1	2.47	0.50
34:B3:61:LEU:N	34:B3:62:PRO:HD3	2.27	0.50
35:BV:79:ARG:HB3	35:BV:79:ARG:NH1	2.24	0.50
40:BH:82:SER:OG	40:BH:90:LEU:HB3	2.12	0.50
45:BS:12:SER:O	45:BS:13:SER:HB3	2.12	0.50
47:BF:13:LYS:HG3	47:BF:14:LYS:N	2.27	0.50
48:BG:87:GLN:HE22	48:BG:164:ALA:HB2	1.77	0.50
48:BG:153:PRO:HG3	48:BG:162:ARG:HB3	1.93	0.50
52:BW:75:ASN:O	52:BW:76:ARG:HB2	2.12	0.50
53:B6:16:LYS:O	53:B6:20:VAL:HG23	2.12	0.50
53:B6:68:VAL:C	53:B6:98:ALA:HA	2.32	0.50
2:CC:2:GLN:N	2:CC:2:GLN:NE2	2.57	0.50
10:CK:111:ASP:HB2	21:CU:19:LYS:CE	2.34	0.50
13:CN:60:ARG:HE	13:CN:62:ARG:HG2	1.75	0.50
16:CQ:6:THR:HG22	16:CQ:61:ARG:HB3	1.92	0.50
1:CA:35:G:H2'	1:CA:36:C:C6	2.47	0.50
1:CA:425:G:H2'	1:CA:426:U:C6	2.46	0.50
1:CA:658:C:H2'	1:CA:659:U:H6	1.77	0.50
1:CA:712:A:O2'	1:CA:713:G:H5'	2.11	0.50

Continued on next page...

Continued from previous page...

Atom-1	Atom-2	Interatomic distance (Å)	Clash overlap (Å)
23:DB:371:A:O2'	51:DZ:61:LYS:HE2	2.10	0.50
23:DB:847:U:O2	23:DB:847:U:O4'	2.29	0.50
23:DB:853:C:H2'	23:DB:854:C:H6	1.76	0.50
23:DB:1432:G:O2'	23:DB:1433:A:H5'	2.10	0.50
23:DB:1505:A:H2'	23:DB:1506:U:H6	1.77	0.50
23:DB:1533:C:H2'	23:DB:1534:U:C6	2.44	0.50
23:DB:1552:A:C2'	23:DB:1553:A:H5'	2.41	0.50
23:DB:1846:G:H3'	23:DB:1847:A:N3	2.26	0.50
23:DB:2515:C:O2'	23:DB:2516:A:H5'	2.11	0.50
23:DB:2539:C:O2'	23:DB:2540:C:H5'	2.11	0.50
28:DP:83:ILE:HD13	28:DP:83:ILE:O	2.11	0.50
29:DE:3:LEU:HB3	29:DE:120:VAL:HG11	1.93	0.50
30:DY:6:ILE:HG22	30:DY:7:THR:H	1.76	0.50
33:D1:33:LEU:HB3	33:D1:51:ALA:HB3	1.94	0.50
37:DL:41:ARG:HG2	37:DL:41:ARG:NH2	2.27	0.50
39:DX:1:MET:HB3	39:DX:4:LYS:HD3	1.93	0.50
39:DX:14:LEU:HD22	39:DX:57:LEU:HD21	1.92	0.50
40:DH:40:THR:O	40:DH:42:LYS:N	2.45	0.50
40:DH:89:LYS:HA	40:DH:123:ARG:O	2.11	0.50
40:DH:125:THR:CA	40:DH:146:VAL:HB	2.26	0.50
40:DH:133:GLN:HA	40:DH:139:PHE:HA	1.94	0.50
43:DO:49:VAL:HG12	43:DO:85:LYS:HG3	1.94	0.50
44:DQ:65:ASN:O	44:DQ:69:ARG:HB2	2.12	0.50
44:DQ:83:LYS:HZ3	44:DQ:87:VAL:HA	1.75	0.50
44:DQ:104:ALA:O	44:DQ:105:PHE:HB3	2.12	0.50
46:DU:43:LYS:NZ	46:DU:45:GLN:HA	2.27	0.50
47:DF:115:GLY:HA2	47:DF:177:ARG:HH11	1.76	0.50
47:DF:116:LEU:N	47:DF:177:ARG:HB2	2.26	0.50
47:DF:163:GLU:CA	47:DF:166:ARG:HH11	2.22	0.50
52:DW:24:ARG:HB2	52:DW:65:LYS:HB3	1.93	0.50
1:AA:120:A:H2'	1:AA:121:U:C5'	2.36	0.50
1:AA:204:G:H2'	1:AA:205:A:C8	2.46	0.50
1:AA:332:G:OP2	19:AT:4:LYS:HB2	2.11	0.50
1:AA:1060:U:C5	2:AC:1:GLY:HA3	2.46	0.50
6:AG:10:LYS:HB2	6:AG:10:LYS:NZ	2.27	0.50
8:AI:43:ALA:O	8:AI:46:VAL:HG22	2.11	0.50
9:AJ:53:ILE:CG2	9:AJ:61:ALA:HB1	2.27	0.50
10:AK:95:THR:HG23	10:AK:96:ILE:N	2.27	0.50
11:AL:86:VAL:CG1	11:AL:89:LEU:HD23	2.41	0.50
21:AU:11:PHE:CD1	21:AU:13:VAL:HG12	2.47	0.50
23:BB:515:A:H2	23:BB:1260:A:N3	2.10	0.50

Continued on next page...

Continued from previous page...

Atom-1	Atom-2	Interatomic distance (Å)	Clash overlap (Å)
23:BB:937:C:H2'	23:BB:938:G:C8	2.46	0.50
23:BB:1210:G:H5'	23:BB:1212:G:H5'	1.94	0.50
23:BB:1418:G:H1'	23:BB:1580:A:H61	1.77	0.50
23:BB:2755:C:HO2'	23:BB:2756:U:H2'	1.76	0.50
23:BB:2772:C:H2'	23:BB:2773:C:H6	1.77	0.50
23:BB:2793:C:H2'	23:BB:2794:C:C6	2.46	0.50
23:BB:2849:U:H4'	23:BB:2850:A:C5'	2.41	0.50
24:BI:29:GLN:HE21	24:BI:29:GLN:HA	1.76	0.50
25:BC:128:THR:HA	25:BC:190:THR:HG22	1.94	0.50
30:BY:12:ALA:HB2	30:BY:53:MET:HE1	1.94	0.50
30:BY:35:VAL:HG22	30:BY:36:GLU:H	1.76	0.50
37:BL:117:THR:O	37:BL:138:ALA:HB1	2.12	0.50
39:BX:45:GLN:O	39:BX:46:VAL:HB	2.12	0.50
40:BH:24:GLY:O	40:BH:28:ASN:HB2	2.11	0.50
40:BH:83:LYS:O	40:BH:90:LEU:HA	2.11	0.50
40:BH:112:LYS:C	40:BH:114:GLU:H	2.15	0.50
40:BH:134:VAL:HG22	40:BH:135:HIS:H	1.75	0.50
41:BJ:6:ALA:HB3	41:BJ:45:THR:CG2	2.37	0.50
42:BN:72:ASP:OD2	42:BN:74:GLU:HB3	2.12	0.50
44:BQ:7:VAL:O	44:BQ:11:ALA:HB2	2.12	0.50
50:BT:27:SER:O	50:BT:28:ASN:HB3	2.12	0.50
51:BZ:18:ARG:HH11	51:BZ:24:ALA:HB2	1.75	0.50
4:CE:101:GLY:H	4:CE:121:ASN:ND2	2.09	0.50
1:CA:614:C:O2'	1:CA:615:G:H5'	2.12	0.50
1:CA:842:U:H2'	1:CA:842:U:O2	2.12	0.50
1:CA:1337:G:H5''	1:CA:1338:G:OP1	2.12	0.50
21:CU:11:PHE:CD1	21:CU:13:VAL:HG12	2.47	0.50
23:DB:1415:U:O2'	23:DB:1416:G:H4'	2.11	0.50
23:DB:2002:G:OP1	42:DN:17:ARG:NH1	2.45	0.50
23:DB:2329:U:H2'	23:DB:2330:G:C8	2.46	0.50
23:DB:2671:G:H2'	23:DB:2672:U:C6	2.47	0.50
25:DC:104:LEU:HD22	25:DC:104:LEU:H	1.77	0.50
25:DC:255:LYS:C	25:DC:257:ARG:H	2.14	0.50
29:DE:160:ALA:O	29:DE:161:ALA:HB3	2.11	0.50
30:DY:8:GLN:OE1	30:DY:23:LEU:HD11	2.11	0.50
31:D0:38:LEU:HB3	31:D0:41:HIS:CD2	2.47	0.50
32:D4:1:MET:HE2	32:D4:1:MET:O	2.12	0.50
37:DL:136:GLU:HG2	37:DL:140:GLY:O	2.11	0.50
40:DH:68:ARG:HA	40:DH:68:ARG:NE	2.27	0.50
42:DN:83:LEU:CA	42:DN:86:ARG:HB2	2.36	0.50
47:DF:7:TYR:HA	47:DF:11:VAL:CG2	2.41	0.50

Continued on next page...

Continued from previous page...

Atom-1	Atom-2	Interatomic distance (Å)	Clash overlap (Å)
49:DR:3:ALA:HA	49:DR:40:MET:O	2.11	0.50
49:DR:4:VAL:HG22	49:DR:40:MET:HB2	1.94	0.50
1:AA:218:U:H2'	1:AA:219:U:C6	2.47	0.50
1:AA:314:C:O2'	1:AA:315:A:H5'	2.11	0.50
1:AA:410:G:H2'	1:AA:429:U:C4	2.46	0.50
1:AA:927:G:O2'	1:AA:928:G:H5'	2.12	0.50
1:AA:1436:U:H2'	1:AA:1437:A:H8	1.75	0.50
2:AC:185:THR:HG22	2:AC:198:LYS:HG2	1.93	0.50
9:AJ:12:ALA:HB2	9:AJ:96:VAL:HG12	1.93	0.50
13:AN:50:LEU:N	13:AN:51:PRO:CD	2.75	0.50
21:AU:24:LYS:CG	21:AU:25:ALA:H	2.22	0.50
22:BA:94:A:OP1	35:BV:19:ARG:HD3	2.11	0.50
23:BB:64:A:H2'	23:BB:65:U:H6	1.76	0.50
23:BB:350:G:H2'	23:BB:351:C:C6	2.47	0.50
23:BB:528:A:C2	23:BB:2042:A:H2'	2.46	0.50
23:BB:866:A:H61	23:BB:913:U:C1'	2.25	0.50
23:BB:1023:U:H2'	23:BB:1024:G:H5'	1.93	0.50
23:BB:1361:G:H2'	23:BB:1362:C:C6	2.46	0.50
23:BB:1642:G:O2'	23:BB:1643:G:H5'	2.11	0.50
23:BB:1826:G:H2'	23:BB:1827:U:H6	1.77	0.50
26:BD:105:LYS:HA	26:BD:177:VAL:HG22	1.94	0.50
28:BP:77:SER:OG	28:BP:79:VAL:HG22	2.11	0.50
28:BP:103:THR:HG22	28:BP:104:GLY:N	2.27	0.50
33:B1:3:GLY:O	33:B1:4:ILE:HG12	2.12	0.50
33:B1:46:VAL:HG22	33:B1:47:ILE:N	2.23	0.50
37:BL:131:ALA:C	37:BL:133:ALA:H	2.14	0.50
39:BX:5:GLU:O	39:BX:8:GLU:HB2	2.11	0.50
40:BH:68:ARG:O	40:BH:72:ILE:HG22	2.11	0.50
40:BH:90:LEU:HD21	40:BH:146:VAL:HG21	1.94	0.50
41:BJ:112:GLY:H	41:BJ:113:PRO:HD2	1.75	0.50
44:BQ:83:LYS:HZ3	44:BQ:87:VAL:HA	1.76	0.50
45:BS:9:HIS:H	45:BS:102:HIS:CE1	2.30	0.50
47:BF:163:GLU:CA	47:BF:166:ARG:HH11	2.21	0.50
52:BW:47:GLY:HA3	52:BW:80:SER:HB2	1.93	0.50
6:CG:14:ASP:HB3	6:CG:18:GLY:N	2.27	0.50
7:CH:42:GLU:HG3	7:CH:100:ILE:HD13	1.94	0.50
7:CH:113:ARG:HA	7:CH:116:ARG:NH1	2.26	0.50
11:CL:33:CYS:HB2	11:CL:77:SER:O	2.10	0.50
12:CM:64:VAL:HB	12:CM:65:GLU:OE2	2.11	0.50
1:CA:486:U:H2'	1:CA:487:A:C8	2.47	0.50
1:CA:577:G:O2'	1:CA:578:C:H5'	2.12	0.50

Continued on next page...

Continued from previous page...

Atom-1	Atom-2	Interatomic distance (Å)	Clash overlap (Å)
1:CA:1526:G:H2'	1:CA:1527:U:C6	2.47	0.50
22:DA:64:G:H2'	22:DA:65:U:C6	2.47	0.50
23:DB:338:G:N2	23:DB:339:U:H1'	2.27	0.50
23:DB:988:A:P	30:DY:11:SER:HB3	2.52	0.50
23:DB:1958:C:O2'	23:DB:1959:G:H5'	2.12	0.50
23:DB:2093:G:O2'	23:DB:2094:A:H5'	2.12	0.50
23:DB:2104:C:C5	23:DB:2179:C:H5''	2.45	0.50
23:DB:2215:C:H2'	23:DB:2216:G:C8	2.46	0.50
24:DI:10:LEU:HD12	24:DI:10:LEU:O	2.10	0.50
26:DD:68:PHE:HB3	26:DD:73:VAL:HA	1.92	0.50
26:DD:110:THR:HG21	26:DD:169:ARG:HH11	1.77	0.50
26:DD:130:GLN:O	26:DD:131:ASP:C	2.50	0.50
35:DV:93:ARG:HH11	35:DV:93:ARG:HG3	1.77	0.50
44:DQ:20:ALA:HA	44:DQ:23:TYR:CE1	2.47	0.50
44:DQ:63:ARG:HH21	44:DQ:64:ILE:HD11	1.75	0.50
47:DF:13:LYS:HG3	47:DF:14:LYS:N	2.27	0.50
47:DF:105:ILE:C	47:DF:108:PRO:HD2	2.31	0.50
50:DT:39:THR:HG23	50:DT:41:ALA:N	2.24	0.50
51:DZ:53:ALA:O	51:DZ:54:LYS:HB3	2.12	0.50
53:D6:44:GLU:HG2	53:D6:49:HIS:CE1	2.47	0.50
53:D6:174:GLN:OE1	53:D6:178:LYS:HE2	2.11	0.50
1:AA:238:A:C2'	1:AA:239:U:H5''	2.40	0.50
1:AA:366:A:H2	1:AA:394:G:H1	1.60	0.50
1:AA:709:U:H2'	1:AA:710:G:C8	2.47	0.50
1:AA:935:A:N6	6:AG:2:ARG:HD2	2.26	0.50
1:AA:1396:A:O4'	1:AA:1398:A:H1'	2.12	0.50
1:AA:1423:G:H2'	1:AA:1424:U:H6	1.76	0.50
3:AD:57:LYS:O	3:AD:61:ARG:HB2	2.10	0.50
3:AD:90:LEU:HD11	3:AD:194:ILE:CD1	2.40	0.50
5:AF:40:GLU:HB2	5:AF:61:LEU:HB2	1.94	0.50
6:AG:87:PRO:CG	6:AG:151:ALA:HB2	2.41	0.50
8:AI:26:LYS:HA	8:AI:26:LYS:HZ1	1.77	0.50
9:AJ:51:VAL:CG2	13:AN:80:ARG:HB2	2.39	0.50
14:AO:35:GLN:O	14:AO:39:LEU:HB2	2.12	0.50
15:AP:46:LYS:O	15:AP:48:GLU:N	2.44	0.50
16:AQ:63:CYS:SG	16:AQ:66:LEU:HD11	2.52	0.50
22:BA:63:C:H2'	22:BA:64:G:C8	2.47	0.50
22:BA:109:A:H2'	22:BA:110:C:H6	1.77	0.50
23:BB:708:G:H2'	23:BB:709:U:C6	2.47	0.50
23:BB:1149:G:H2'	23:BB:1150:C:H6	1.76	0.50
23:BB:1324:G:H1'	23:BB:1616:A:N6	2.27	0.50

Continued on next page...

Continued from previous page...

Atom-1	Atom-2	Interatomic distance (Å)	Clash overlap (Å)
23:BB:1505:A:H2'	23:BB:1506:U:H6	1.77	0.50
23:BB:1561:C:H2'	23:BB:1562:U:H6	1.76	0.50
23:BB:1714:U:H3'	23:BB:1715:G:H5'	1.92	0.50
23:BB:1946:U:H2'	23:BB:1947:C:H6	1.77	0.50
23:BB:2322:A:N6	23:BB:2333:A:H62	2.10	0.50
23:BB:2784:U:O2'	23:BB:2785:C:H5'	2.12	0.50
23:BB:2840:C:H2'	23:BB:2841:C:H6	1.76	0.50
25:BC:137:GLY:H	25:BC:163:ILE:HB	1.77	0.50
29:BE:3:LEU:HB2	29:BE:12:LEU:HB2	1.93	0.50
29:BE:140:ASP:C	29:BE:142:ALA:H	2.14	0.50
29:BE:189:THR:O	29:BE:193:VAL:HG23	2.12	0.50
38:BM:2:LEU:HD23	38:BM:46:ILE:CD1	2.40	0.50
40:BH:73:ASN:ND2	40:BH:74:ALA:H	2.09	0.50
42:BN:13:ASN:H	42:BN:13:ASN:ND2	2.09	0.50
42:BN:55:ALA:HA	42:BN:80:PHE:CD1	2.47	0.50
46:BU:64:ILE:HD11	46:BU:68:ASN:HD22	1.76	0.50
46:BU:87:GLU:OE2	46:BU:88:ASP:HB2	2.11	0.50
47:BF:11:VAL:O	47:BF:12:VAL:HB	2.11	0.50
48:BG:9:VAL:O	48:BG:11:PRO:HD3	2.12	0.50
49:BR:78:ARG:HB3	49:BR:83:TYR:HB3	1.94	0.50
53:B6:32:ARG:NH2	53:B6:88:LEU:HD23	2.26	0.50
53:B6:65:THR:HA	53:B6:101:ILE:O	2.12	0.50
2:CC:184:ASN:ND2	2:CC:185:THR:H	2.10	0.50
6:CG:71:THR:C	6:CG:90:VAL:HG22	2.33	0.50
6:CG:146:ALA:C	6:CG:147:ASN:HD22	2.15	0.50
9:CJ:15:HIS:HA	9:CJ:18:ILE:HG22	1.94	0.50
10:CK:70:ALA:O	10:CK:74:LYS:HB2	2.12	0.50
14:CO:30:ALA:HA	14:CO:85:LEU:HD21	1.92	0.50
20:CB:48:MET:HE1	20:CB:198:VAL:HB	1.92	0.50
20:CB:221:ARG:HB3	20:CB:221:ARG:NH1	2.22	0.50
1:CA:214:C:H2'	1:CA:215:C:C6	2.47	0.50
22:DA:43:C:H4'	47:DF:91:ARG:CD	2.41	0.50
23:DB:522:A:H2'	23:DB:523:C:H6	1.75	0.50
23:DB:1060:U:O2	23:DB:1088:A:C8	2.64	0.50
23:DB:1511:G:H2'	23:DB:1512:C:C6	2.47	0.50
23:DB:2073:C:O2'	23:DB:2074:U:H5'	2.12	0.50
23:DB:2184:A:H2'	23:DB:2185:U:H6	1.76	0.50
23:DB:2443:C:O2'	23:DB:2444:G:H5'	2.11	0.50
24:DI:23:VAL:HG12	24:DI:27:LEU:HD21	1.93	0.50
26:DD:157:LYS:HB3	26:DD:157:LYS:HZ2	1.77	0.50
28:DP:5:LYS:HD3	28:DP:9:GLN:OE1	2.12	0.50

Continued on next page...

Continued from previous page...

Atom-1	Atom-2	Interatomic distance (Å)	Clash overlap (Å)
40:DH:34:GLY:O	40:DH:35:LYS:HG2	2.11	0.50
47:DF:168:LEU:O	47:DF:169:LEU:HB2	2.12	0.50
48:DG:61:TRP:HA	48:DG:61:TRP:CE3	2.47	0.50
48:DG:82:PHE:CE1	48:DG:137:LYS:HE3	2.47	0.50
51:DZ:49:LEU:HD21	51:DZ:78:TYR:HB2	1.94	0.50
52:DW:32:ALA:C	52:DW:34:SER:H	2.15	0.50
1:AA:147:G:H2'	1:AA:148:G:C8	2.47	0.50
1:AA:486:U:H2'	1:AA:487:A:C8	2.47	0.50
1:AA:987:G:O2'	1:AA:988:G:H5'	2.11	0.50
5:AF:97:THR:O	5:AF:98:GLU:CB	2.60	0.50
6:AG:46:LEU:HG	6:AG:57:GLU:HG3	1.94	0.50
6:AG:149:ALA:HB1	10:AK:58:THR:CB	2.42	0.50
12:AM:58:GLU:O	12:AM:61:LYS:HG2	2.11	0.50
13:AN:79:SER:OG	13:AN:82:LYS:HG2	2.11	0.50
14:AO:16:GLY:HA2	14:AO:27:VAL:CG2	2.41	0.50
23:BB:106:C:H2'	23:BB:107:G:C8	2.47	0.50
23:BB:847:U:O2	23:BB:847:U:O4'	2.29	0.50
23:BB:958:U:O4	38:BM:16:ARG:HA	2.12	0.50
23:BB:1141:U:H4'	23:BB:1142:A:C1'	2.42	0.50
23:BB:1150:C:H2'	23:BB:1151:A:H8	1.77	0.50
23:BB:1265:A:OP1	23:BB:1265:A:H8	1.94	0.50
23:BB:1511:G:H2'	23:BB:1512:C:C6	2.47	0.50
23:BB:1538:G:H2'	23:BB:1539:U:H6	1.77	0.50
23:BB:2206:C:O2'	23:BB:2207:C:H5'	2.12	0.50
23:BB:2515:C:O2'	23:BB:2516:A:H5'	2.12	0.50
23:BB:2637:U:OP1	26:BD:83:ARG:HD3	2.11	0.50
27:BK:102:PRO:HD3	28:BP:65:ASN:HB2	1.93	0.50
28:BP:19:PHE:CE2	28:BP:25:VAL:HG11	2.46	0.50
28:BP:28:LYS:O	28:BP:81:ASP:HB3	2.12	0.50
33:B1:18:HIS:CD2	33:B1:40:PRO:HD2	2.47	0.50
34:B3:26:ALA:O	34:B3:27:ASN:HB2	2.12	0.50
34:B3:35:LYS:HG2	34:B3:39:ARG:NH2	2.27	0.50
39:BX:1:MET:HB3	39:BX:4:LYS:HD3	1.94	0.50
43:BO:28:VAL:O	43:BO:28:VAL:HG13	2.12	0.50
44:BQ:65:ASN:O	44:BQ:69:ARG:HB2	2.12	0.50
47:BF:79:ARG:O	47:BF:81:GLY:N	2.44	0.50
48:BG:145:ALA:O	48:BG:148:ARG:HG3	2.12	0.50
3:CD:21:LYS:O	3:CD:23:GLY:N	2.44	0.50
7:CH:118:ALA:HB3	7:CH:120:LEU:CD2	2.42	0.50
10:CK:30:ILE:HG22	10:CK:45:THR:OG1	2.11	0.50
13:CN:50:LEU:N	13:CN:51:PRO:CD	2.75	0.50

Continued on next page...

Continued from previous page...

Atom-1	Atom-2	Interatomic distance (Å)	Clash overlap (Å)
14:CO:17:ARG:O	14:CO:18:ASP:HB3	2.12	0.50
1:CA:454:G:H2'	1:CA:455:G:H8	1.77	0.50
1:CA:560:A:H5'	1:CA:566:G:N2	2.26	0.50
1:CA:994:A:C5	1:CA:1216:A:H4'	2.47	0.50
22:DA:31:C:H2'	22:DA:32:U:H6	1.77	0.50
23:DB:138:U:H2'	23:DB:140:C:N1	2.27	0.50
23:DB:176:A:O2'	23:DB:177:G:H5'	2.11	0.50
23:DB:1475:G:H1'	23:DB:1476:U:H5	1.77	0.50
23:DB:1508:A:H3'	23:DB:1509:A:C4	2.47	0.50
23:DB:1561:C:H2'	23:DB:1562:U:H6	1.76	0.50
23:DB:1710:G:O2'	23:DB:1711:A:H5'	2.12	0.50
23:DB:1714:U:H3'	23:DB:1715:G:H5'	1.92	0.50
23:DB:2386:A:H2'	23:DB:2387:U:C6	2.47	0.50
23:DB:2496:C:O2'	23:DB:2497:A:H5'	2.11	0.50
24:DI:17:ALA:C	24:DI:19:PRO:HD3	2.32	0.50
24:DI:19:PRO:HB2	24:DI:22:PRO:HD2	1.94	0.50
24:DI:85:ILE:HD12	24:DI:87:SER:O	2.12	0.50
25:DC:155:ARG:HH11	25:DC:155:ARG:HB3	1.76	0.50
44:DQ:109:VAL:O	44:DQ:113:LYS:HG3	2.12	0.50
46:DU:10:VAL:O	46:DU:21:ARG:HA	2.11	0.50
49:DR:91:GLN:HG3	49:DR:92:TRP:N	2.23	0.50
50:DT:29:THR:H	50:DT:91:GLN:NE2	2.09	0.50
52:DW:50:VAL:HG23	52:DW:61:LYS:HE3	1.94	0.50
53:D6:53:ASN:N	53:D6:53:ASN:ND2	2.58	0.50
1:AA:78:A:H2'	1:AA:79:G:C8	2.47	0.49
1:AA:147:G:H2'	1:AA:148:G:H8	1.78	0.49
1:AA:1118:U:H2'	1:AA:1119:C:C6	2.46	0.49
1:AA:1216:A:H5''	13:AN:4:SER:HB3	1.93	0.49
4:AE:53:ARG:HB3	4:AE:53:ARG:NH1	2.27	0.49
5:AF:85:ILE:HG22	5:AF:86:ARG:N	2.26	0.49
17:AR:63:TYR:N	17:AR:63:TYR:CD2	2.78	0.49
20:AB:23:ASN:HD21	20:AB:25:LYS:HG3	1.77	0.49
23:BB:40:U:H2'	23:BB:41:C:C6	2.47	0.49
23:BB:138:U:C2	23:BB:140:C:H1'	2.47	0.49
23:BB:139:U:N3	50:BT:1:MET:HB3	2.26	0.49
23:BB:364:C:H2'	23:BB:365:U:C5	2.47	0.49
23:BB:782:A:N7	25:BC:219:VAL:HG21	2.27	0.49
23:BB:848:C:H2'	23:BB:849:A:C8	2.46	0.49
23:BB:854:C:O2'	23:BB:855:G:H5'	2.12	0.49
23:BB:1100:C:H2'	23:BB:1101:U:H6	1.76	0.49
23:BB:1182:G:H2'	23:BB:1183:U:O4'	2.12	0.49

Continued on next page...

Continued from previous page...

Atom-1	Atom-2	Interatomic distance (Å)	Clash overlap (Å)
23:BB:1439:A:N7	23:BB:1440:U:C2	2.79	0.49
23:BB:2556:C:H2'	23:BB:2557:G:O4'	2.12	0.49
23:BB:2828:G:O2'	23:BB:2829:A:H5'	2.12	0.49
23:BB:2895:G:H2'	23:BB:2896:C:H6	1.77	0.49
25:BC:80:LEU:HD21	25:BC:109:LEU:HG	1.93	0.49
26:BD:110:THR:HG21	26:BD:169:ARG:HH11	1.77	0.49
26:BD:136:ASN:HD21	26:BD:140:HIS:N	2.10	0.49
29:BE:67:ARG:HG2	29:BE:67:ARG:NH1	2.27	0.49
32:B4:3:VAL:HG23	32:B4:4:ARG:H	1.77	0.49
32:B4:25:VAL:O	32:B4:26:ILE:HD13	2.12	0.49
40:BH:90:LEU:HB2	40:BH:123:ARG:CD	2.41	0.49
52:BW:49:ASN:CB	52:BW:60:ALA:HA	2.35	0.49
53:B6:150:SER:OG	53:B6:153:GLU:HG3	2.12	0.49
2:CC:95:GLY:O	2:CC:96:VAL:HG13	2.12	0.49
6:CG:102:TRP:CH2	6:CG:140:VAL:HG21	2.46	0.49
11:CL:43:LYS:HE3	11:CL:44:PRO:CD	2.41	0.49
12:CM:28:ARG:NH1	12:CM:32:ILE:HD12	2.26	0.49
17:CR:63:TYR:N	17:CR:63:TYR:HD2	2.10	0.49
19:CT:5:SER:C	19:CT:7:LYS:H	2.15	0.49
20:CB:178:LEU:HB2	20:CB:180:ILE:HG12	1.94	0.49
1:CA:61:G:H2'	1:CA:62:U:O4'	2.11	0.49
1:CA:191:G:H2'	1:CA:192:A:H8	1.77	0.49
1:CA:474:G:H2'	1:CA:475:C:H6	1.75	0.49
1:CA:593:U:H2'	1:CA:594:U:C6	2.47	0.49
1:CA:708:C:O2'	1:CA:709:U:H5'	2.12	0.49
1:CA:967:C:H2'	1:CA:968:A:C2	2.47	0.49
23:DB:673:C:C2'	23:DB:674:G:H5'	2.42	0.49
23:DB:866:A:H61	23:DB:913:U:C1'	2.25	0.49
23:DB:936:A:H2'	23:DB:937:C:H6	1.74	0.49
23:DB:1099:G:H3'	24:DI:2:LYS:HA	1.93	0.49
23:DB:1418:G:H1'	23:DB:1580:A:H61	1.76	0.49
23:DB:1760:C:H2'	23:DB:1761:C:O4'	2.11	0.49
23:DB:2092:U:H4'	23:DB:2093:G:O5'	2.12	0.49
23:DB:2389:G:H5''	23:DB:2390:U:H5'	1.93	0.49
23:DB:2651:C:O2'	23:DB:2652:C:H5'	2.12	0.49
23:DB:2699:C:H2'	23:DB:2700:A:C8	2.47	0.49
23:DB:2785:C:H2'	23:DB:2786:U:C6	2.46	0.49
23:DB:2838:G:H2'	23:DB:2839:G:H8	1.77	0.49
23:DB:2863:C:O2'	23:DB:2864:G:H5'	2.11	0.49
23:DB:2889:C:O2'	23:DB:2890:G:H5'	2.12	0.49
24:DI:5:GLN:HB2	24:DI:30:GLN:OE1	2.12	0.49

Continued on next page...

Continued from previous page...

Atom-1	Atom-2	Interatomic distance (Å)	Clash overlap (Å)
24:DI:21:PRO:CB	24:DI:22:PRO:HD3	2.38	0.49
24:DI:78:LEU:HD13	24:DI:108:ILE:HG23	1.94	0.49
25:DC:30:ALA:HA	25:DC:33:LEU:CD1	2.42	0.49
25:DC:77:VAL:N	25:DC:93:VAL:HG23	2.27	0.49
25:DC:94:LEU:HD22	25:DC:100:ARG:NH1	2.27	0.49
25:DC:128:THR:HA	25:DC:190:THR:HG22	1.92	0.49
27:DK:47:ILE:CG1	27:DK:48:PRO:HD2	2.35	0.49
29:DE:28:VAL:HA	29:DE:104:ALA:HB1	1.94	0.49
41:DJ:30:THR:O	41:DJ:34:ARG:HB2	2.13	0.49
47:DF:104:THR:C	47:DF:105:ILE:HG13	2.32	0.49
52:DW:39:GLN:HG3	52:DW:42:THR:CB	2.38	0.49
53:D6:74:ASN:H	53:D6:74:ASN:ND2	1.94	0.49
1:AA:457:G:H2'	1:AA:458:U:O4'	2.12	0.49
1:AA:474:G:H2'	1:AA:475:C:H6	1.77	0.49
1:AA:672:U:H2'	1:AA:673:A:C8	2.47	0.49
1:AA:939:G:H2'	1:AA:940:C:C6	2.47	0.49
3:AD:160:LEU:HA	3:AD:163:GLN:HB2	1.94	0.49
4:AE:113:VAL:HG21	4:AE:139:THR:HG21	1.93	0.49
6:AG:72:VAL:HG12	6:AG:89:GLU:HA	1.93	0.49
8:AI:5:TYR:HB2	8:AI:20:ILE:CB	2.35	0.49
12:AM:106:ARG:HH12	12:AM:109:LYS:CD	2.22	0.49
17:AR:63:TYR:N	17:AR:63:TYR:HD2	2.11	0.49
23:BB:138:U:H3'	23:BB:140:C:O2	2.12	0.49
23:BB:623:C:H2'	23:BB:624:C:H6	1.77	0.49
23:BB:863:A:H2'	23:BB:864:G:C8	2.47	0.49
23:BB:1291:C:O2'	23:BB:1292:G:H5'	2.13	0.49
23:BB:1536:C:H1'	23:BB:1537:G:C2	2.47	0.49
23:BB:1984:G:O2'	23:BB:1985:C:H5'	2.11	0.49
23:BB:2092:U:H4'	23:BB:2093:G:O5'	2.12	0.49
23:BB:2290:G:H2'	23:BB:2291:U:C6	2.46	0.49
25:BC:239:PHE:O	25:BC:241:LYS:HG3	2.12	0.49
30:BY:8:GLN:OE1	30:BY:23:LEU:HD11	2.12	0.49
32:B4:11:CYS:SG	32:B4:13:ASN:HB2	2.52	0.49
32:B4:17:VAL:HG12	32:B4:18:LYS:N	2.27	0.49
37:BL:92:LEU:HD22	37:BL:124:GLY:HA3	1.93	0.49
40:BH:84:ALA:H	40:BH:148:ALA:CB	2.26	0.49
41:BJ:76:HIS:CE1	41:BJ:85:LYS:HB2	2.47	0.49
43:BO:52:SER:OG	43:BO:54:VAL:HG12	2.13	0.49
46:BU:53:GLN:N	46:BU:54:PRO:CD	2.74	0.49
48:BG:9:VAL:HG13	48:BG:47:ASN:OD1	2.12	0.49
50:BT:50:LEU:C	50:BT:52:GLU:H	2.16	0.49

Continued on next page...

Continued from previous page...

Atom-1	Atom-2	Interatomic distance (Å)	Clash overlap (Å)
51:BZ:53:ALA:O	51:BZ:54:LYS:HB3	2.13	0.49
53:B6:20:VAL:HA	53:B6:23:HIS:CE1	2.47	0.49
3:CD:24:VAL:HG23	3:CD:25:ARG:N	2.27	0.49
4:CE:22:LYS:O	4:CE:29:ILE:HB	2.12	0.49
9:CJ:57:VAL:HG13	9:CJ:58:ASN:N	2.27	0.49
1:CA:420:U:H2'	1:CA:422:C:C5	2.46	0.49
1:CA:539:A:H2'	1:CA:540:G:C8	2.47	0.49
1:CA:633:G:H2'	1:CA:634:C:C6	2.47	0.49
1:CA:989:U:O2'	1:CA:990:C:H5'	2.12	0.49
23:DB:19:A:H2'	23:DB:20:C:H6	1.76	0.49
23:DB:142:A:H8	23:DB:142:A:O5'	1.95	0.49
23:DB:156:A:H2'	23:DB:157:C:H6	1.76	0.49
23:DB:541:A:H2'	23:DB:542:C:C6	2.47	0.49
23:DB:593:U:H2'	23:DB:594:U:C6	2.47	0.49
23:DB:848:C:H2'	23:DB:849:A:C8	2.46	0.49
23:DB:1225:G:P	49:DR:71:LYS:HZ2	2.35	0.49
23:DB:1728:C:HO2'	23:DB:1729:U:H6	1.60	0.49
23:DB:2286:G:H4'	23:DB:2287:A:O4'	2.11	0.49
23:DB:2392:A:H4'	34:D3:27:ASN:ND2	2.27	0.49
29:DE:37:ALA:C	29:DE:39:ALA:H	2.14	0.49
30:DY:11:SER:OG	30:DY:13:ILE:HG13	2.12	0.49
31:D0:29:VAL:HG22	31:D0:30:ASP:N	2.27	0.49
35:DV:76:ASP:H	35:DV:90:ASP:HB2	1.77	0.49
36:D2:44:VAL:O	36:D2:45:SER:C	2.50	0.49
39:DX:45:GLN:O	39:DX:46:VAL:HB	2.11	0.49
40:DH:8:LYS:O	40:DH:13:GLY:HA3	2.12	0.49
48:DG:25:ILE:CG2	48:DG:78:VAL:HG21	2.42	0.49
50:DT:14:PRO:HA	50:DT:32:LEU:HB3	1.93	0.49
52:DW:49:ASN:HD22	52:DW:60:ALA:N	2.09	0.49
53:D6:143:LEU:HG	53:D6:147:LEU:HD11	1.93	0.49
1:AA:1011:C:H2'	1:AA:1012:A:C8	2.46	0.49
1:AA:1121:U:O2'	1:AA:1122:U:H5'	2.12	0.49
1:AA:1405:G:H21	1:AA:1518:A:H1'	1.77	0.49
2:AC:24:ASN:O	2:AC:26:LYS:N	2.44	0.49
4:AE:87:VAL:HG23	4:AE:91:SER:O	2.12	0.49
8:AI:7:GLY:HA3	8:AI:85:ALA:HB2	1.94	0.49
8:AI:20:ILE:HG23	8:AI:60:LEU:CD1	2.42	0.49
8:AI:40:ARG:N	8:AI:44:ARG:HD3	2.26	0.49
16:AQ:18:LYS:H	16:AQ:50:ASN:ND2	2.10	0.49
17:AR:38:ILE:HG22	17:AR:58:ILE:HG21	1.93	0.49
22:BA:30:C:H2'	22:BA:31:C:H5'	1.94	0.49

Continued on next page...

Continued from previous page...

Atom-1	Atom-2	Interatomic distance (Å)	Clash overlap (Å)
23:BB:586:A:H5'	29:BE:84:THR:OG1	2.12	0.49
23:BB:590:A:H2'	23:BB:591:U:C6	2.46	0.49
23:BB:659:G:H4'	29:BE:95:LYS:HD2	1.94	0.49
23:BB:673:C:H4'	29:BE:77:ILE:HD12	1.94	0.49
23:BB:1141:U:OP2	41:BJ:65:THR:HG21	2.12	0.49
23:BB:1248:G:O2'	44:BQ:2:ARG:HA	2.12	0.49
23:BB:1653:G:H3'	42:BN:2:ARG:HG3	1.93	0.49
23:BB:1725:U:H2'	23:BB:1726:C:C6	2.48	0.49
23:BB:2096:C:H2'	23:BB:2097:A:C8	2.47	0.49
23:BB:2355:G:H4'	52:BW:20:LEU:CD1	2.42	0.49
24:BI:122:GLU:CD	24:BI:122:GLU:H	2.16	0.49
25:BC:173:LEU:HD22	25:BC:181:ARG:O	2.13	0.49
28:BP:19:PHE:O	28:BP:20:ARG:HB2	2.12	0.49
29:BE:171:ASP:CG	29:BE:172:ALA:N	2.66	0.49
37:BL:40:SER:OG	37:BL:41:ARG:HG3	2.13	0.49
38:BM:102:LEU:HD22	38:BM:102:LEU:N	2.27	0.49
41:BJ:88:THR:HG22	41:BJ:91:GLU:OE1	2.12	0.49
46:BU:51:LEU:O	46:BU:52:ASN:C	2.50	0.49
47:BF:19:PHE:CZ	47:BF:164:GLU:HG2	2.46	0.49
47:BF:105:ILE:C	47:BF:108:PRO:HD2	2.32	0.49
48:BG:35:THR:HG21	48:BG:70:LEU:HD12	1.93	0.49
51:BZ:51:VAL:O	51:BZ:52:SER:HB3	2.13	0.49
52:BW:24:ARG:HA	52:BW:66:VAL:N	2.16	0.49
53:B6:114:LEU:O	53:B6:118:VAL:HG23	2.13	0.49
53:B6:133:ARG:HG3	53:B6:165:THR:HG21	1.93	0.49
2:CC:113:LYS:HD3	2:CC:184:ASN:OD1	2.12	0.49
9:CJ:53:ILE:HG12	1:CA:1060:U:H5''	1.94	0.49
11:CL:107:LYS:H	11:CL:107:LYS:CD	2.25	0.49
12:CM:6:ILE:O	12:CM:7:ASN:C	2.51	0.49
13:CN:22:LYS:HA	13:CN:25:GLU:OE1	2.12	0.49
15:CP:5:ARG:HD3	1:CA:376:G:C5'	2.38	0.49
1:CA:34:C:H2'	1:CA:35:G:C8	2.46	0.49
1:CA:313:A:H2'	1:CA:314:C:H6	1.76	0.49
1:CA:728:A:H2'	1:CA:729:A:C8	2.47	0.49
23:DB:296:U:H2'	23:DB:297:G:H8	1.78	0.49
23:DB:573:U:N3	23:DB:2031:A:OP1	2.42	0.49
23:DB:863:A:H2'	23:DB:864:G:C8	2.47	0.49
23:DB:967:U:H2'	23:DB:968:C:C6	2.47	0.49
23:DB:1045:C:P	23:DB:1047:G:H5'	2.52	0.49
23:DB:1099:G:H5''	24:DI:2:LYS:HB2	1.94	0.49
23:DB:1511:G:H2'	23:DB:1512:C:H6	1.77	0.49

Continued on next page...

Continued from previous page...

Atom-1	Atom-2	Interatomic distance (Å)	Clash overlap (Å)
23:DB:1666:G:H4'	27:DK:6:THR:HG23	1.93	0.49
23:DB:1885:A:H3'	23:DB:1886:U:C6	2.47	0.49
23:DB:2216:G:H2'	23:DB:2217:G:C8	2.47	0.49
23:DB:2722:G:H2'	23:DB:2723:C:H6	1.77	0.49
23:DB:2828:G:O2'	23:DB:2829:A:H5'	2.11	0.49
31:D0:41:HIS:CD2	31:D0:41:HIS:N	2.80	0.49
34:D3:61:LEU:N	34:D3:62:PRO:HD3	2.27	0.49
41:DJ:2:LYS:NZ	41:DJ:2:LYS:HB3	2.26	0.49
47:DF:66:ILE:HA	47:DF:85:GLY:O	2.12	0.49
48:DG:53:PRO:HG3	48:DG:61:TRP:N	2.27	0.49
53:D6:57:THR:O	53:D6:69:GLN:N	2.45	0.49
53:D6:90:LEU:O	53:D6:92:PRO:HD3	2.13	0.49
1:AA:191:G:H2'	1:AA:192:A:H8	1.78	0.49
1:AA:1004:A:N7	1:AA:1025:U:H1'	2.27	0.49
1:AA:1172:C:O2'	1:AA:1173:U:H5'	2.13	0.49
6:AG:74:VAL:HG12	6:AG:87:PRO:HB3	1.93	0.49
7:AH:42:GLU:HG3	7:AH:100:ILE:HD13	1.94	0.49
9:AJ:26:VAL:O	9:AJ:30:LYS:HG3	2.11	0.49
9:AJ:42:LEU:HB3	9:AJ:43:PRO:HD2	1.95	0.49
13:AN:41:TRP:HD1	13:AN:44:VAL:H	1.60	0.49
23:BB:664:G:H2'	23:BB:665:U:H6	1.77	0.49
23:BB:1273:U:H4'	23:BB:1275:A:OP2	2.12	0.49
23:BB:1444:G:H2'	23:BB:1445:G:C8	2.46	0.49
23:BB:1613:G:O2'	36:B2:3:ARG:HD2	2.12	0.49
23:BB:2027:G:O2'	23:BB:2028:U:H5'	2.12	0.49
23:BB:2250:G:H8	23:BB:2250:G:O5'	1.94	0.49
23:BB:2271:G:C2'	23:BB:2272:U:H5'	2.42	0.49
23:BB:2339:C:H2'	23:BB:2340:A:H8	1.77	0.49
25:BC:77:VAL:N	25:BC:93:VAL:HG23	2.26	0.49
26:BD:56:LYS:HD3	26:BD:58:ASN:HB3	1.93	0.49
28:BP:45:VAL:H	28:BP:60:VAL:HG12	1.77	0.49
29:BE:160:ALA:O	29:BE:161:ALA:HB3	2.12	0.49
38:BM:63:ILE:HG22	38:BM:64:TRP:N	2.26	0.49
38:BM:74:THR:O	38:BM:75:GLU:HG2	2.11	0.49
47:BF:59:ILE:HG12	47:BF:137:PHE:CE2	2.47	0.49
49:BR:14:VAL:CG2	49:BR:15:SER:N	2.74	0.49
53:B6:38:LEU:HD22	53:B6:41:LEU:HD22	1.95	0.49
53:B6:52:LEU:HD21	53:B6:57:THR:HA	1.94	0.49
2:CC:129:PHE:CD2	2:CC:156:LEU:HD22	2.47	0.49
7:CH:85:TYR:CD2	7:CH:123:GLU:HB2	2.47	0.49
10:CK:86:LYS:O	10:CK:86:LYS:HG3	2.12	0.49

Continued on next page...

Continued from previous page...

Atom-1	Atom-2	Interatomic distance (Å)	Clash overlap (Å)
12:CM:106:ARG:HE	12:CM:112:ARG:NH1	2.09	0.49
20:CB:131:LYS:O	20:CB:135:MET:HE2	2.12	0.49
1:CA:314:C:O2'	1:CA:315:A:H5'	2.12	0.49
1:CA:403:C:O2'	1:CA:404:G:H5'	2.12	0.49
1:CA:723:U:H5'	21:CU:48:LYS:HG2	1.94	0.49
1:CA:1004:A:N7	1:CA:1025:U:H1'	2.27	0.49
1:CA:1152:A:H2'	1:CA:1153:G:C8	2.46	0.49
1:CA:1298:U:H4'	1:CA:1299:A:N9	2.28	0.49
22:DA:6:G:H2'	22:DA:7:G:H8	1.77	0.49
23:DB:5:A:H2'	23:DB:6:A:H8	1.76	0.49
23:DB:630:G:H4'	23:DB:640:C:O2'	2.12	0.49
23:DB:1038:G:H2'	23:DB:1039:A:H8	1.76	0.49
23:DB:1149:G:H2'	23:DB:1150:C:H6	1.77	0.49
23:DB:1182:G:H2'	23:DB:1183:U:O4'	2.12	0.49
23:DB:1401:G:H2'	23:DB:1402:U:C6	2.47	0.49
23:DB:1666:G:H21	27:DK:3:GLN:HE22	1.58	0.49
23:DB:1914:C:H2'	23:DB:1915:U:C6	2.46	0.49
23:DB:1948:G:O2'	23:DB:1949:G:H5'	2.12	0.49
23:DB:2282:G:H4'	23:DB:2389:G:O2'	2.12	0.49
23:DB:2845:U:O2'	23:DB:2846:G:H5'	2.11	0.49
25:DC:117:SER:CB	25:DC:128:THR:HB	2.42	0.49
25:DC:130:PRO:CG	25:DC:133:ASN:HD22	2.26	0.49
29:DE:3:LEU:HB2	29:DE:12:LEU:CB	2.43	0.49
38:DM:34:LYS:HB2	38:DM:131:VAL:CG2	2.43	0.49
38:DM:105:MET:SD	38:DM:108:VAL:HG11	2.52	0.49
42:DN:45:ARG:O	42:DN:49:GLU:HG3	2.13	0.49
42:DN:49:GLU:HB2	42:DN:50:PRO:HD3	1.94	0.49
42:DN:51:LEU:HD21	42:DN:70:THR:CG2	2.43	0.49
44:DQ:57:ARG:HH11	44:DQ:61:ILE:HD11	1.77	0.49
46:DU:14:THR:HB	46:DU:68:ASN:HB3	1.95	0.49
47:DF:60:SER:HB2	47:DF:62:GLN:OE1	2.13	0.49
1:AA:821:G:H2'	1:AA:822:U:H6	1.77	0.49
1:AA:1152:A:H2'	1:AA:1153:G:C8	2.46	0.49
1:AA:1320:C:H41	18:AS:36:ARG:HB3	1.78	0.49
3:AD:169:TRP:CD2	3:AD:185:PRO:HB3	2.47	0.49
8:AI:71:ILE:HD12	8:AI:71:ILE:N	2.27	0.49
8:AI:118:ARG:CZ	8:AI:122:ARG:HH21	2.24	0.49
9:AJ:15:HIS:HA	9:AJ:18:ILE:HG22	1.95	0.49
22:BA:43:C:H4'	47:BF:91:ARG:CD	2.41	0.49
23:BB:28:A:O2'	23:BB:583:G:H5'	2.13	0.49
23:BB:288:U:O2'	23:BB:289:G:H5'	2.12	0.49

Continued on next page...

Continued from previous page...

Atom-1	Atom-2	Interatomic distance (Å)	Clash overlap (Å)
23:BB:549:G:H3'	23:BB:549:G:P	2.53	0.49
23:BB:965:C:HO2'	23:BB:2272:U:H6	1.58	0.49
23:BB:1511:G:H2'	23:BB:1512:C:H6	1.76	0.49
23:BB:1549:A:H2'	23:BB:1550:C:H6	1.78	0.49
23:BB:2314:A:H4'	47:BF:34:THR:HG21	1.94	0.49
23:BB:2671:G:H2'	23:BB:2672:U:C6	2.47	0.49
25:BC:203:VAL:O	25:BC:205:GLY:N	2.44	0.49
26:BD:8:LYS:HD3	26:BD:197:THR:H	1.77	0.49
27:BK:38:ILE:HD13	27:BK:61:VAL:HG12	1.94	0.49
29:BE:3:LEU:HB3	29:BE:120:VAL:HG11	1.93	0.49
38:BM:54:THR:O	38:BM:56:ALA:N	2.45	0.49
40:BH:114:GLU:O	40:BH:132:PHE:HA	2.13	0.49
44:BQ:63:ARG:HH22	44:BQ:96:ASP:HA	1.76	0.49
48:BG:77:GLY:C	48:BG:79:THR:H	2.16	0.49
48:BG:136:ASP:HB3	48:BG:139:VAL:HB	1.94	0.49
50:BT:28:ASN:C	50:BT:29:THR:HG23	2.32	0.49
53:B6:69:GLN:CG	53:B6:98:ALA:HB2	2.42	0.49
4:CE:23:THR:HG21	1:CA:1396:A:H2	1.78	0.49
4:CE:132:PRO:O	4:CE:136:VAL:HG12	2.12	0.49
7:CH:101:ALA:O	7:CH:103:VAL:HG23	2.12	0.49
11:CL:21:PRO:C	11:CL:23:LEU:H	2.15	0.49
11:CL:88:ASP:C	11:CL:89:LEU:HD22	2.31	0.49
15:CP:20:VAL:HG21	15:CP:32:PHE:CD2	2.48	0.49
16:CQ:78:VAL:O	16:CQ:79:GLU:HB2	2.12	0.49
18:CS:11:ASP:HB3	18:CS:13:HIS:CD2	2.47	0.49
18:CS:39:ILE:CD1	18:CS:68:HIS:HB2	2.41	0.49
20:CB:79:VAL:HG22	20:CB:213:LEU:HD11	1.94	0.49
1:CA:154:U:H2'	1:CA:155:A:H8	1.76	0.49
1:CA:204:G:H2'	1:CA:205:A:C8	2.48	0.49
1:CA:208:U:H1'	1:CA:212:G:N2	2.28	0.49
1:CA:457:G:H2'	1:CA:458:U:O4'	2.12	0.49
1:CA:475:C:O2'	1:CA:476:U:H5'	2.13	0.49
1:CA:1009:U:H2'	1:CA:1010:U:C6	2.48	0.49
1:CA:1225:A:H5'	1:CA:1226:C:OP2	2.12	0.49
1:CA:1499:A:O2'	1:CA:1500:A:H5'	2.13	0.49
22:DA:24:G:N7	22:DA:56:G:H2'	2.26	0.49
23:DB:233:A:N6	23:DB:428:A:H61	2.11	0.49
23:DB:919:U:O5'	23:DB:919:U:H6	1.95	0.49
23:DB:1019:U:OP1	23:DB:1120:G:N2	2.45	0.49
23:DB:2016:U:H1'	31:D0:2:VAL:HG11	1.94	0.49
23:DB:2787:C:O2'	23:DB:2788:C:H5'	2.12	0.49

Continued on next page...

Continued from previous page...

Atom-1	Atom-2	Interatomic distance (Å)	Clash overlap (Å)
24:DI:17:ALA:O	24:DI:18:ASN:HB3	2.12	0.49
25:DC:143:VAL:HB	25:DC:153:LEU:HB2	1.94	0.49
26:DD:62:LYS:N	26:DD:63:PRO:CD	2.76	0.49
29:DE:140:ASP:C	29:DE:142:ALA:H	2.14	0.49
31:D0:41:HIS:HB3	42:DN:99:LYS:CB	2.42	0.49
33:D1:29:LYS:HE2	33:D1:31:GLU:OE1	2.11	0.49
37:DL:75:ALA:N	37:DL:105:ILE:HD12	2.27	0.49
38:DM:69:PRO:C	38:DM:71:LYS:H	2.16	0.49
39:DX:13:GLU:OE2	39:DX:13:GLU:HA	2.12	0.49
40:DH:119:ASN:HD21	40:DH:121:VAL:HG13	1.78	0.49
41:DJ:101:ILE:O	41:DJ:105:VAL:HG13	2.12	0.49
43:DO:35:ILE:CG1	43:DO:102:ARG:HE	2.25	0.49
47:DF:128:SER:HB3	47:DF:154:THR:OG1	2.13	0.49
50:DT:27:SER:O	50:DT:28:ASN:HB3	2.12	0.49
52:DW:49:ASN:ND2	52:DW:50:VAL:N	2.61	0.49
53:D6:56:ALA:HB2	53:D6:79:ILE:HD13	1.95	0.49
1:AA:208:U:H1'	1:AA:212:G:N2	2.28	0.49
1:AA:415:A:H3'	1:AA:416:G:H8	1.78	0.49
1:AA:709:U:H2'	1:AA:710:G:H8	1.78	0.49
1:AA:973:G:H1'	9:AJ:56:HIS:HA	1.93	0.49
1:AA:1163:A:H2'	1:AA:1164:G:H8	1.77	0.49
6:AG:21:LEU:HD23	6:AG:21:LEU:N	2.27	0.49
6:AG:108:ARG:HA	6:AG:115:MET:HE1	1.95	0.49
7:AH:118:ALA:HB3	7:AH:120:LEU:CD2	2.42	0.49
11:AL:21:PRO:C	11:AL:23:LEU:H	2.16	0.49
22:BA:31:C:H2'	22:BA:32:U:H6	1.78	0.49
23:BB:962:G:H21	23:BB:2250:G:H1	1.60	0.49
23:BB:1203:U:H3'	23:BB:1204:A:C5'	2.42	0.49
23:BB:1401:G:H2'	23:BB:1402:U:C6	2.46	0.49
23:BB:1415:U:O2'	23:BB:1416:G:H4'	2.13	0.49
23:BB:1678:A:O2'	23:BB:1679:A:H5'	2.13	0.49
23:BB:2867:G:N3	23:BB:2867:G:C2'	2.75	0.49
25:BC:109:LEU:CD2	25:BC:109:LEU:H	2.26	0.49
25:BC:128:THR:HG23	25:BC:190:THR:HG22	1.95	0.49
26:BD:14:ILE:HG21	26:BD:178:VAL:HG11	1.95	0.49
27:BK:34:GLY:O	27:BK:36:GLY:N	2.45	0.49
28:BP:75:THR:CG2	28:BP:76:HIS:N	2.74	0.49
35:BV:72:VAL:HG11	35:BV:93:ARG:HA	1.93	0.49
38:BM:26:VAL:HB	38:BM:104:GLU:OE2	2.12	0.49
38:BM:34:LYS:HB2	38:BM:131:VAL:CG2	2.42	0.49
40:BH:11:ASN:O	40:BH:12:LEU:HD23	2.13	0.49

Continued on next page...

Continued from previous page...

Atom-1	Atom-2	Interatomic distance (Å)	Clash overlap (Å)
42:BN:70:THR:HB	42:BN:75:ILE:HD11	1.93	0.49
52:BW:70:VAL:O	52:BW:70:VAL:HG13	2.12	0.49
3:CD:36:ALA:C	3:CD:38:GLY:H	2.16	0.49
4:CE:14:LEU:HD23	4:CE:36:THR:HG22	1.93	0.49
6:CG:63:VAL:HA	6:CG:66:GLU:CD	2.32	0.49
6:CG:74:VAL:HG12	6:CG:87:PRO:HB3	1.94	0.49
8:CI:20:ILE:HA	8:CI:62:LEU:CD1	2.42	0.49
9:CJ:26:VAL:O	9:CJ:30:LYS:HG3	2.12	0.49
10:CK:85:VAL:HG21	10:CK:96:ILE:HD11	1.93	0.49
11:CL:121:PRO:HB2	11:CL:122:LYS:HE2	1.94	0.49
17:CR:20:ILE:HG22	17:CR:53:GLN:NE2	2.28	0.49
18:CS:3:SER:HB2	1:CA:1313:U:O4	2.13	0.49
19:CT:63:LYS:HE2	1:CA:196:A:OP1	2.12	0.49
20:CB:10:LYS:H	20:CB:10:LYS:HD2	1.78	0.49
20:CB:147:LEU:O	20:CB:150:ILE:HG22	2.13	0.49
1:CA:237:G:H2'	1:CA:238:A:C8	2.47	0.49
1:CA:410:G:H2'	1:CA:429:U:C4	2.47	0.49
1:CA:825:A:H2'	1:CA:826:C:C6	2.48	0.49
1:CA:839:C:H2'	1:CA:840:C:O4'	2.13	0.49
23:DB:284:U:O2	23:DB:284:U:H2'	2.12	0.49
23:DB:782:A:N7	25:DC:219:VAL:HG21	2.27	0.49
23:DB:899:A:H3'	23:DB:900:A:H8	1.78	0.49
23:DB:909:A:H2'	23:DB:912:C:C5	2.46	0.49
23:DB:926:G:H2'	23:DB:927:A:H8	1.78	0.49
23:DB:1203:U:H3'	23:DB:1204:A:C5'	2.42	0.49
23:DB:1273:U:H4'	23:DB:1275:A:OP2	2.13	0.49
23:DB:1335:C:H2'	23:DB:1336:A:C8	2.48	0.49
23:DB:1550:C:H2'	23:DB:1551:A:H8	1.78	0.49
23:DB:2840:C:H2'	23:DB:2841:C:C6	2.47	0.49
23:DB:2882:A:OP1	42:DN:96:ARG:HD2	2.13	0.49
24:DI:11:GLN:HA	24:DI:55:PRO:HA	1.93	0.49
25:DC:90:ILE:HA	25:DC:103:ILE:O	2.13	0.49
26:DD:55:LYS:HB3	26:DD:55:LYS:NZ	2.28	0.49
26:DD:136:ASN:HD21	26:DD:140:HIS:N	2.10	0.49
28:DP:75:THR:CG2	28:DP:76:HIS:N	2.74	0.49
37:DL:3:LEU:O	37:DL:5:THR:N	2.45	0.49
41:DJ:34:ARG:CD	41:DJ:39:LYS:HB3	2.43	0.49
41:DJ:69:ARG:O	41:DJ:90:GLU:HG3	2.13	0.49
47:DF:1:ALA:HB2	47:DF:93:GLU:OE2	2.12	0.49
47:DF:7:TYR:O	47:DF:12:VAL:HG23	2.12	0.49
47:DF:121:PHE:HB3	47:DF:127:TYR:CE2	2.48	0.49

Continued on next page...

Continued from previous page...

Atom-1	Atom-2	Interatomic distance (Å)	Clash overlap (Å)
48:DG:87:GLN:HE22	48:DG:164:ALA:HB2	1.77	0.49
53:D6:39:LEU:HD12	53:D6:39:LEU:O	2.12	0.49
1:AA:86:G:H1'	1:AA:88:U:C4	2.48	0.49
1:AA:624:C:H2'	1:AA:625:U:C6	2.47	0.49
1:AA:1176:A:H2'	1:AA:1177:G:O4'	2.13	0.49
1:AA:1226:C:H5''	12:AM:101:THR:CB	2.42	0.49
2:AC:70:ALA:CA	2:AC:105:VAL:HG21	2.39	0.49
3:AD:94:GLU:CG	3:AD:185:PRO:HG3	2.43	0.49
5:AF:100:SER:HA	17:AR:23:LYS:CE	2.41	0.49
8:AI:49:GLN:N	8:AI:50:PRO:HD2	2.27	0.49
8:AI:51:LEU:HB3	8:AI:56:MET:HB3	1.94	0.49
8:AI:98:ARG:HA	8:AI:103:VAL:HG22	1.93	0.49
14:AO:30:ALA:HA	14:AO:85:LEU:HD21	1.95	0.49
20:AB:221:ARG:HB3	20:AB:221:ARG:NH1	2.20	0.49
22:BA:32:U:C4'	22:BA:52:A:H62	2.25	0.49
23:BB:26:G:H1'	23:BB:514:A:N6	2.27	0.49
23:BB:845:A:N3	23:BB:847:U:H1'	2.28	0.49
23:BB:923:G:H1'	52:BW:23:LYS:HZ1	1.78	0.49
23:BB:1819:A:H5''	25:BC:159:THR:HG21	1.93	0.49
23:BB:1845:G:O2'	23:BB:1846:G:H5'	2.13	0.49
23:BB:1922:G:H2'	23:BB:1923:U:C6	2.48	0.49
23:BB:1985:C:O2'	23:BB:1986:C:H5'	2.12	0.49
23:BB:2008:C:H2'	23:BB:2009:A:C8	2.47	0.49
23:BB:2722:G:H2'	23:BB:2723:C:H6	1.78	0.49
23:BB:2746:U:H4'	48:BG:137:LYS:HG3	1.95	0.49
23:BB:2880:C:C1'	42:BN:91:ALA:HB3	2.43	0.49
23:BB:2893:A:C4'	23:BB:2894:G:H5'	2.43	0.49
25:BC:141:HIS:CG	25:BC:142:ASN:H	2.30	0.49
32:B4:1:MET:O	32:B4:1:MET:HE2	2.13	0.49
32:B4:36:ARG:HG2	32:B4:37:GLN:H	1.78	0.49
34:B3:41:ARG:HA	34:B3:44:ARG:HH12	1.76	0.49
37:BL:135:ILE:HG23	37:BL:136:GLU:H	1.78	0.49
3:CD:152:SER:O	3:CD:155:LYS:HG2	2.12	0.49
3:CD:160:LEU:HD13	3:CD:160:LEU:N	2.23	0.49
4:CE:82:HIS:CE1	4:CE:146:MET:HA	2.47	0.49
6:CG:2:ARG:NH1	1:CA:1379:G:N7	2.60	0.49
8:CI:98:ARG:HA	8:CI:103:VAL:HG22	1.94	0.49
20:CB:166:ASP:OD1	20:CB:190:SER:HA	2.13	0.49
1:CA:237:G:H2'	1:CA:238:A:H8	1.78	0.49
1:CA:1376:U:H2'	1:CA:1377:A:C8	2.48	0.49
21:CU:52:VAL:HG13	21:CU:53:LYS:N	2.27	0.49

Continued on next page...

Continued from previous page...

Atom-1	Atom-2	Interatomic distance (Å)	Clash overlap (Å)
22:DA:33:G:O2'	22:DA:34:A:H5'	2.13	0.49
23:DB:17:G:H2'	23:DB:18:U:H6	1.78	0.49
23:DB:513:A:H8	23:DB:513:A:O5'	1.95	0.49
23:DB:679:C:O2'	23:DB:680:C:H5'	2.13	0.49
23:DB:1443:U:H2'	23:DB:1444:G:H8	1.78	0.49
23:DB:1712:U:H2'	23:DB:1713:A:C8	2.48	0.49
23:DB:2867:G:N3	23:DB:2867:G:C2'	2.75	0.49
24:DI:57:VAL:HG23	24:DI:71:LYS:NZ	2.27	0.49
27:DK:119:ALA:CB	27:DK:120:PRO:HD3	2.38	0.49
29:DE:4:VAL:HG12	29:DE:6:LYS:H	1.77	0.49
29:DE:58:LYS:HD3	29:DE:60:TRP:CD1	2.48	0.49
29:DE:60:TRP:CZ3	29:DE:62:GLN:HA	2.48	0.49
35:DV:42:LEU:H	35:DV:42:LEU:CD2	2.07	0.49
37:DL:134:ALA:HA	37:DL:137:ALA:HB3	1.93	0.49
39:DX:7:ARG:CZ	39:DX:7:ARG:HA	2.43	0.49
40:DH:5:LEU:HD12	40:DH:17:ASP:HB3	1.95	0.49
40:DH:60:GLU:OE2	40:DH:63:ALA:HA	2.13	0.49
41:DJ:70:THR:HG22	41:DJ:90:GLU:OE2	2.12	0.49
42:DN:13:ASN:H	42:DN:13:ASN:ND2	2.10	0.49
44:DQ:63:ARG:HH22	44:DQ:96:ASP:HA	1.77	0.49
44:DQ:86:SER:O	44:DQ:88:GLU:N	2.46	0.49
47:DF:8:LYS:HA	47:DF:12:VAL:HG21	1.95	0.49
50:DT:85:VAL:C	50:DT:86:THR:HG23	2.33	0.49
51:DZ:5:CYS:HB3	51:DZ:10:LYS:H	1.78	0.49
1:AA:279:A:H5''	1:AA:280:C:H3'	1.92	0.49
1:AA:411:A:C4	1:AA:413:G:H1'	2.47	0.49
1:AA:1010:U:H2'	1:AA:1011:C:C6	2.48	0.49
3:AD:22:SER:H	3:AD:109:THR:HG22	1.78	0.49
4:AE:17:VAL:HG23	4:AE:33:THR:O	2.12	0.49
4:AE:101:GLY:H	4:AE:121:ASN:HD21	1.59	0.49
4:AE:114:LEU:O	4:AE:119:VAL:HG23	2.12	0.49
8:AI:10:ARG:HG3	8:AI:105:ARG:HH21	1.77	0.49
14:AO:17:ARG:O	14:AO:18:ASP:HB3	2.12	0.49
17:AR:38:ILE:HD13	17:AR:38:ILE:H	1.78	0.49
23:BB:129:C:H2'	23:BB:130:C:C6	2.47	0.49
23:BB:146:A:H2'	23:BB:147:C:C6	2.48	0.49
23:BB:340:A:H2'	23:BB:341:C:O4'	2.12	0.49
23:BB:564:C:O2'	23:BB:565:C:H5'	2.13	0.49
23:BB:709:U:H2'	23:BB:710:U:C6	2.48	0.49
23:BB:727:A:OP1	23:BB:1431:A:O2'	2.30	0.49
23:BB:1487:U:H2'	23:BB:1488:C:H6	1.77	0.49

Continued on next page...

Continued from previous page...

Atom-1	Atom-2	Interatomic distance (Å)	Clash overlap (Å)
23:BB:1774:C:H2'	23:BB:1774:C:O2	2.13	0.49
23:BB:1912:A:H8	23:BB:1916:A:N6	2.10	0.49
23:BB:2261:C:N4	52:BW:10:ARG:HB3	2.28	0.49
23:BB:2339:C:H2'	23:BB:2340:A:C8	2.48	0.49
23:BB:2408:U:H2'	23:BB:2409:G:H8	1.78	0.49
23:BB:2415:G:H4'	37:BL:66:PHE:HB2	1.94	0.49
23:BB:2700:A:H2'	23:BB:2701:U:H6	1.77	0.49
23:BB:2785:C:H2'	23:BB:2786:U:C6	2.48	0.49
25:BC:128:THR:HA	25:BC:190:THR:CA	2.43	0.49
30:BY:2:LYS:HD3	30:BY:2:LYS:H	1.77	0.49
36:B2:44:VAL:O	36:B2:45:SER:C	2.50	0.49
40:BH:83:LYS:O	40:BH:91:PHE:N	2.46	0.49
40:BH:114:GLU:HG3	40:BH:134:VAL:HA	1.95	0.49
40:BH:114:GLU:CB	40:BH:134:VAL:HA	2.43	0.49
41:BJ:44:TYR:CD2	44:BQ:59:LEU:HD21	2.48	0.49
47:BF:11:VAL:HG12	47:BF:12:VAL:N	2.23	0.49
53:B6:51:PRO:O	53:B6:53:ASN:N	2.46	0.49
53:B6:76:LEU:HB3	53:B6:77:LYS:NZ	2.26	0.49
2:CC:48:LYS:H	2:CC:48:LYS:HD3	1.77	0.49
2:CC:182:ASP:HB2	2:CC:203:LYS:HE2	1.94	0.49
3:CD:160:LEU:HA	3:CD:163:GLN:HB2	1.95	0.49
8:CI:20:ILE:HG23	8:CI:60:LEU:CD1	2.42	0.49
9:CJ:17:LEU:HD12	9:CJ:96:VAL:HG13	1.95	0.49
12:CM:58:GLU:O	12:CM:61:LYS:HG2	2.13	0.49
14:CO:47:LYS:O	14:CO:53:ARG:NH2	2.45	0.49
18:CS:36:ARG:O	18:CS:69:LYS:HD2	2.13	0.49
20:CB:212:TYR:O	20:CB:216:VAL:HG22	2.12	0.49
20:CB:221:ARG:HH11	20:CB:221:ARG:CB	2.21	0.49
1:CA:250:A:H1'	1:CA:252:U:C5	2.47	0.49
1:CA:308:C:H2'	1:CA:309:A:C8	2.48	0.49
1:CA:415:A:H3'	1:CA:416:G:H8	1.77	0.49
1:CA:709:U:H2'	1:CA:710:G:C8	2.48	0.49
1:CA:747:A:H2'	1:CA:748:G:C4'	2.42	0.49
1:CA:1298:U:H4'	1:CA:1299:A:C4	2.47	0.49
23:DB:121:G:H4'	23:DB:149:A:H5'	1.94	0.49
23:DB:146:A:H2'	23:DB:147:C:C6	2.48	0.49
23:DB:452:G:OP1	29:DE:53:THR:HG23	2.12	0.49
23:DB:558:U:P	41:DJ:113:PRO:HG2	2.51	0.49
23:DB:786:C:O2'	23:DB:787:C:H5'	2.13	0.49
23:DB:845:A:N3	23:DB:847:U:H1'	2.27	0.49
23:DB:1161:C:H2'	23:DB:1162:G:H8	1.78	0.49

Continued on next page...

Continued from previous page...

Atom-1	Atom-2	Interatomic distance (Å)	Clash overlap (Å)
23:DB:1275:A:H2'	23:DB:1275:A:N3	2.28	0.49
23:DB:1442:U:H2'	23:DB:1443:U:C6	2.47	0.49
23:DB:1585:C:H2'	23:DB:1586:A:O4'	2.13	0.49
23:DB:1590:A:H2'	23:DB:1591:A:C8	2.48	0.49
23:DB:1824:G:O3'	25:DC:246:PRO:HD3	2.13	0.49
23:DB:2772:C:H2'	23:DB:2773:C:H6	1.78	0.49
26:DD:14:ILE:HG23	26:DD:22:ILE:HB	1.93	0.49
26:DD:55:LYS:H	26:DD:76:GLY:H	1.61	0.49
29:DE:145:ASP:OD2	29:DE:183:PHE:HA	2.13	0.49
30:DY:21:ALA:O	30:DY:24:LEU:HB3	2.12	0.49
31:D0:38:LEU:HB3	31:D0:41:HIS:NE2	2.27	0.49
31:D0:51:ARG:O	31:D0:52:LYS:HB2	2.12	0.49
33:D1:24:LYS:HD3	33:D1:52:LYS:O	2.13	0.49
38:DM:19:GLY:HA3	38:DM:38:ARG:HH22	1.78	0.49
40:DH:133:GLN:HA	40:DH:139:PHE:CB	2.42	0.49
43:DO:17:LYS:HE2	43:DO:21:LEU:HD21	1.95	0.49
48:DG:147:LEU:O	48:DG:150:TYR:HB2	2.13	0.49
48:DG:153:PRO:HG3	48:DG:162:ARG:HB3	1.94	0.49
1:AA:202:G:H4'	1:AA:469:C:H5'	1.95	0.49
1:AA:462:G:H5''	1:AA:462:G:C8	2.48	0.49
1:AA:674:G:H2'	1:AA:675:A:C8	2.45	0.49
1:AA:818:G:C2'	1:AA:819:A:H5''	2.42	0.49
1:AA:909:A:H2'	1:AA:910:C:O4'	2.12	0.49
1:AA:1009:U:H2'	1:AA:1010:U:C6	2.48	0.49
1:AA:1010:U:H2'	1:AA:1011:C:H6	1.78	0.49
1:AA:1074:G:O2'	20:AB:101:THR:HG23	2.13	0.49
1:AA:1151:A:O2'	1:AA:1152:A:H8	1.96	0.49
1:AA:1260:G:OP1	1:AA:1284:C:H4'	2.13	0.49
3:AD:96:ARG:HB3	3:AD:98:ASP:OD2	2.12	0.49
6:AG:129:ASN:HA	6:AG:134:VAL:HG21	1.93	0.49
9:AJ:10:LEU:HD11	9:AJ:25:ILE:HD12	1.94	0.49
12:AM:77:LYS:O	12:AM:80:MET:HB3	2.13	0.49
12:AM:112:ARG:HB3	12:AM:114:PRO:HD3	1.95	0.49
14:AO:43:PHE:CE1	14:AO:56:LEU:HD22	2.47	0.49
18:AS:63:ASP:O	18:AS:66:VAL:HG22	2.13	0.49
20:AB:99:MET:HA	20:AB:106:VAL:HG21	1.95	0.49
23:BB:218:A:H2'	23:BB:219:A:O4'	2.13	0.49
23:BB:1351:C:O2'	23:BB:1571:A:H1'	2.13	0.49
23:BB:1444:G:H2'	23:BB:1445:G:H8	1.78	0.49
23:BB:1552:A:C2'	23:BB:1553:A:H5'	2.41	0.49
23:BB:1623:G:O2'	23:BB:1624:U:H5'	2.12	0.49

Continued on next page...

Continued from previous page...

Atom-1	Atom-2	Interatomic distance (Å)	Clash overlap (Å)
23:BB:1760:C:H2'	23:BB:1761:C:O4'	2.12	0.49
23:BB:2651:C:O2'	23:BB:2652:C:H5'	2.13	0.49
24:BI:2:LYS:HB3	24:BI:2:LYS:NZ	2.27	0.49
24:BI:74:PRO:O	24:BI:77:VAL:HG22	2.12	0.49
25:BC:18:VAL:O	25:BC:18:VAL:HG13	2.13	0.49
25:BC:94:LEU:HD22	25:BC:100:ARG:NH1	2.27	0.49
30:BY:21:ALA:O	30:BY:24:LEU:HB3	2.13	0.49
44:BQ:77:LYS:HA	44:BQ:80:ASN:HB3	1.94	0.49
44:BQ:96:ASP:C	44:BQ:98:ALA:N	2.66	0.49
50:BT:18:GLU:O	50:BT:20:ALA:N	2.39	0.49
50:BT:28:ASN:HB2	50:BT:91:GLN:HE22	1.76	0.49
50:BT:85:VAL:C	50:BT:86:THR:HG23	2.34	0.49
51:BZ:47:VAL:HG23	51:BZ:47:VAL:O	2.13	0.49
52:BW:49:ASN:ND2	52:BW:50:VAL:N	2.61	0.49
53:B6:30:THR:HG21	53:B6:179:LYS:HD2	1.94	0.49
9:CJ:56:HIS:HA	1:CA:973:G:H1'	1.94	0.49
15:CP:1:MET:HA	15:CP:1:MET:HE3	1.95	0.49
1:CA:169:C:O2'	1:CA:170:U:H5'	2.12	0.49
1:CA:919:A:N3	1:CA:1080:A:H2	2.11	0.49
1:CA:920:U:H2'	1:CA:921:U:H6	1.76	0.49
1:CA:1430:A:H2'	1:CA:1431:A:O4'	2.12	0.49
22:DA:109:A:H2'	22:DA:110:C:H6	1.76	0.49
23:DB:445:C:O2'	23:DB:446:G:H5'	2.12	0.49
23:DB:623:C:H2'	23:DB:624:C:C6	2.48	0.49
23:DB:623:C:H2'	23:DB:624:C:H6	1.78	0.49
23:DB:809:G:O2'	23:DB:810:U:H5'	2.13	0.49
23:DB:856:G:C1'	52:DW:23:LYS:HB3	2.38	0.49
23:DB:1360:G:H2'	23:DB:1361:G:H5'	1.93	0.49
23:DB:1548:A:H2'	23:DB:1549:A:H8	1.76	0.49
23:DB:1725:U:H2'	23:DB:1726:C:C6	2.48	0.49
23:DB:2182:U:H2'	23:DB:2183:A:H8	1.74	0.49
23:DB:2250:G:H8	23:DB:2250:G:O5'	1.96	0.49
23:DB:2756:U:H1'	23:DB:2757:A:H5''	1.95	0.49
23:DB:2814:A:H2'	23:DB:2815:C:H6	1.77	0.49
23:DB:2852:G:H2'	23:DB:2853:C:C6	2.47	0.49
25:DC:106:PRO:O	25:DC:109:LEU:HD13	2.13	0.49
25:DC:141:HIS:CG	25:DC:142:ASN:H	2.31	0.49
39:DX:18:LEU:O	39:DX:22:LEU:HB3	2.11	0.49
39:DX:29:ARG:NH1	50:DT:12:ARG:HG2	2.28	0.49
42:DN:96:ARG:HG2	42:DN:96:ARG:HH21	1.77	0.49
47:DF:11:VAL:HG12	47:DF:12:VAL:N	2.25	0.49

Continued on next page...

Continued from previous page...

Atom-1	Atom-2	Interatomic distance (Å)	Clash overlap (Å)
47:DF:59:ILE:HG12	47:DF:137:PHE:CE2	2.48	0.49
1:AA:35:G:H2'	1:AA:36:C:H6	1.78	0.49
1:AA:36:C:O3'	11:AL:119:LYS:HA	2.13	0.49
1:AA:210:C:H1'	1:AA:211:G:N2	2.28	0.49
1:AA:586:C:C2'	1:AA:587:G:H5'	2.43	0.49
1:AA:1367:C:H5''	8:AI:115:VAL:HG23	1.93	0.49
4:AE:84:VAL:CG1	4:AE:146:MET:HB3	2.43	0.49
6:AG:110:ARG:NE	6:AG:122:GLU:HB2	2.26	0.49
10:AK:16:SER:HA	10:AK:77:GLY:O	2.13	0.49
11:AL:65:TYR:HB3	11:AL:95:HIS:CD2	2.48	0.49
22:BA:14:U:C1'	22:BA:106:G:H21	2.26	0.49
23:BB:21:A:H2'	23:BB:22:C:C6	2.48	0.49
23:BB:459:U:O2'	23:BB:460:A:H5'	2.13	0.49
23:BB:623:C:H2'	23:BB:624:C:C6	2.48	0.49
23:BB:926:G:H2'	23:BB:927:A:H8	1.78	0.49
23:BB:1080:A:O2'	23:BB:1081:U:H5'	2.12	0.49
23:BB:1805:A:N3	25:BC:49:THR:CG2	2.76	0.49
23:BB:1812:U:H4'	25:BC:44:ASN:OD1	2.12	0.49
23:BB:2217:G:O2'	23:BB:2218:G:H5'	2.13	0.49
28:BP:56:SER:HB2	28:BP:75:THR:HG22	1.95	0.49
30:BY:4:ILE:HG12	30:BY:39:ASP:OD2	2.12	0.49
40:BH:94:ILE:HG13	40:BH:146:VAL:HG22	1.95	0.49
40:BH:121:VAL:HG13	40:BH:128:HIS:NE2	2.28	0.49
42:BN:9:GLN:HA	42:BN:17:ARG:NE	2.28	0.49
45:BS:38:TYR:O	45:BS:39:THR:HG23	2.13	0.49
46:BU:81:ARG:HG3	46:BU:81:ARG:NH2	2.27	0.49
47:BF:116:LEU:N	47:BF:177:ARG:HB2	2.27	0.49
47:BF:169:LEU:HB3	47:BF:174:PHE:CD1	2.48	0.49
51:BZ:5:CYS:HB3	51:BZ:10:LYS:H	1.77	0.49
3:CD:29:THR:HG22	3:CD:30:LYS:HD3	1.95	0.49
6:CG:144:ALA:O	6:CG:146:ALA:N	2.39	0.49
11:CL:6:LEU:HD22	11:CL:11:ARG:HG2	1.94	0.49
11:CL:35:ARG:HE	11:CL:36:VAL:H	1.61	0.49
12:CM:28:ARG:HB2	1:CA:1329:A:OP1	2.13	0.49
16:CQ:4:ILE:HD12	16:CQ:4:ILE:O	2.13	0.49
17:CR:38:ILE:H	17:CR:38:ILE:HD13	1.78	0.49
1:CA:238:A:C2'	1:CA:239:U:H5''	2.41	0.49
1:CA:586:C:C2'	1:CA:587:G:H5'	2.43	0.49
1:CA:663:A:O2'	1:CA:664:G:H5'	2.13	0.49
1:CA:1089:G:H1'	1:CA:1167:A:N6	2.28	0.49
23:DB:218:A:H2'	23:DB:219:A:O4'	2.13	0.49

Continued on next page...

Continued from previous page...

Atom-1	Atom-2	Interatomic distance (Å)	Clash overlap (Å)
23:DB:823:C:H2'	23:DB:824:U:C6	2.48	0.49
23:DB:1829:A:N3	25:DC:14:HIS:CE1	2.81	0.49
23:DB:1904:G:H1'	23:DB:1927:A:N1	2.27	0.49
23:DB:2049:G:O2'	23:DB:2050:C:H5'	2.13	0.49
23:DB:2290:G:H2'	23:DB:2291:U:C6	2.47	0.49
23:DB:2700:A:H2'	23:DB:2701:U:H6	1.77	0.49
27:DK:34:GLY:O	27:DK:36:GLY:N	2.45	0.49
28:DP:20:ARG:HH21	28:DP:20:ARG:HG2	1.77	0.49
29:DE:5:LEU:HD13	29:DE:122:GLU:HG2	1.93	0.49
35:DV:76:ASP:HA	38:DM:136:MET:HE3	1.94	0.49
38:DM:12:MET:HB2	38:DM:72:PRO:HD2	1.95	0.49
40:DH:83:LYS:HD2	40:DH:83:LYS:H	1.78	0.49
40:DH:117:LEU:HG	40:DH:119:ASN:H	1.77	0.49
44:DQ:86:SER:HB3	49:DR:50:GLY:O	2.13	0.49
46:DU:48:VAL:N	46:DU:53:GLN:HB2	2.16	0.49
47:DF:177:ARG:CZ	47:DF:178:LYS:H	2.26	0.49
48:DG:136:ASP:HB3	48:DG:139:VAL:HB	1.95	0.49
49:DR:49:ILE:HG21	49:DR:53:PHE:C	2.33	0.49
1:AA:412:A:O2'	1:AA:413:G:H5''	2.12	0.48
1:AA:724:G:O2'	1:AA:725:G:H5'	2.12	0.48
1:AA:1225:A:H5'	1:AA:1226:C:OP2	2.13	0.48
1:AA:1237:C:H4'	1:AA:1334:G:N2	2.28	0.48
5:AF:6:ILE:HD11	5:AF:8:PHE:HD2	1.78	0.48
7:AH:74:ILE:HG23	7:AH:74:ILE:O	2.13	0.48
11:AL:121:PRO:HB2	11:AL:122:LYS:HE2	1.95	0.48
13:AN:15:LEU:HA	13:AN:18:LYS:HD2	1.94	0.48
14:AO:56:LEU:HA	14:AO:59:MET:CE	2.43	0.48
15:AP:36:VAL:O	15:AP:36:VAL:HG13	2.13	0.48
20:AB:23:ASN:C	20:AB:23:ASN:ND2	2.65	0.48
21:AU:16:ARG:NH2	21:AU:19:LYS:NZ	2.57	0.48
22:BA:32:U:H4'	22:BA:52:A:H62	1.76	0.48
23:BB:321:U:O4'	29:BE:159:LEU:HG	2.11	0.48
23:BB:527:C:O4'	23:BB:527:C:O2	2.26	0.48
23:BB:975:A:H1'	23:BB:990:A:C2	2.48	0.48
23:BB:1050:A:H2'	23:BB:1051:G:C8	2.47	0.48
23:BB:1847:A:H4'	23:BB:1848:A:C8	2.48	0.48
23:BB:1915:U:H2'	23:BB:1916:A:C4'	2.42	0.48
23:BB:2286:G:H3'	33:B1:29:LYS:HZ1	1.78	0.48
23:BB:2557:G:H2'	23:BB:2558:C:H6	1.74	0.48
23:BB:2702:G:H2'	23:BB:2703:C:H6	1.78	0.48
26:BD:9:VAL:CA	26:BD:197:THR:HG23	2.32	0.48

Continued on next page...

Continued from previous page...

Atom-1	Atom-2	Interatomic distance (Å)	Clash overlap (Å)
26:BD:118:PHE:HZ	26:BD:123:LYS:NZ	2.10	0.48
28:BP:25:VAL:HA	28:BP:85:VAL:HA	1.94	0.48
36:B2:19:ARG:NH2	36:B2:19:ARG:HB3	2.28	0.48
37:BL:77:ILE:O	37:BL:110:VAL:O	2.30	0.48
37:BL:127:VAL:HG22	37:BL:128:THR:O	2.13	0.48
41:BJ:8:PRO:HG3	41:BJ:48:VAL:HG22	1.94	0.48
41:BJ:34:ARG:CD	41:BJ:39:LYS:HB3	2.43	0.48
41:BJ:69:ARG:O	41:BJ:90:GLU:HG3	2.13	0.48
46:BU:10:VAL:O	46:BU:21:ARG:HA	2.12	0.48
47:BF:110:ILE:HG21	47:BF:113:PHE:HB3	1.95	0.48
47:BF:121:PHE:HB3	47:BF:127:TYR:CE2	2.48	0.48
48:BG:30:GLY:CA	48:BG:78:VAL:HA	2.33	0.48
48:BG:61:TRP:HA	48:BG:61:TRP:CE3	2.47	0.48
48:BG:147:LEU:O	48:BG:150:TYR:HB2	2.13	0.48
52:BW:36:ILE:HB	52:BW:39:GLN:HE22	1.78	0.48
2:CC:24:ASN:O	2:CC:26:LYS:N	2.45	0.48
5:CF:47:LEU:HD12	5:CF:55:HIS:HA	1.95	0.48
7:CH:77:VAL:HG23	7:CH:126:CYS:HA	1.95	0.48
8:CI:46:VAL:O	8:CI:49:GLN:HB2	2.13	0.48
8:CI:61:ASP:O	8:CI:62:LEU:HD13	2.13	0.48
9:CJ:40:ILE:HB	9:CJ:73:LEU:HB3	1.94	0.48
9:CJ:51:VAL:CG2	13:CN:80:ARG:HB2	2.40	0.48
15:CP:36:VAL:O	15:CP:36:VAL:HG13	2.13	0.48
20:CB:64:GLY:HA2	20:CB:158:ASP:OD1	2.12	0.48
1:CA:65:A:C8	1:CA:381:C:N4	2.81	0.48
1:CA:96:U:H2'	1:CA:97:G:H8	1.78	0.48
1:CA:105:G:H2'	1:CA:106:C:C6	2.48	0.48
1:CA:109:A:H4'	1:CA:110:C:OP2	2.13	0.48
1:CA:202:G:H4'	1:CA:469:C:H5'	1.95	0.48
1:CA:735:C:O2'	1:CA:736:C:H5'	2.12	0.48
1:CA:1011:C:H2'	1:CA:1012:A:H8	1.78	0.48
23:DB:189:G:H2'	23:DB:205:G:H22	1.77	0.48
23:DB:1259:G:H2'	23:DB:1260:A:C8	2.48	0.48
23:DB:2300:C:H2'	23:DB:2301:C:H6	1.78	0.48
23:DB:2678:C:H2'	23:DB:2679:A:H8	1.78	0.48
23:DB:2840:C:H2'	23:DB:2841:C:H6	1.78	0.48
24:DI:27:LEU:HD23	24:DI:27:LEU:N	2.20	0.48
25:DC:109:LEU:CD2	25:DC:109:LEU:H	2.26	0.48
25:DC:118:GLY:H	25:DC:121:ALA:HB2	1.78	0.48
25:DC:137:GLY:H	25:DC:163:ILE:HB	1.78	0.48
26:DD:105:LYS:HA	26:DD:177:VAL:HG22	1.95	0.48

Continued on next page...

Continued from previous page...

Atom-1	Atom-2	Interatomic distance (Å)	Clash overlap (Å)
29:DE:104:ALA:O	29:DE:108:ILE:HG22	2.12	0.48
29:DE:196:VAL:O	29:DE:200:LEU:HD23	2.12	0.48
37:DL:131:ALA:C	37:DL:133:ALA:H	2.16	0.48
38:DM:69:PRO:HA	38:DM:94:ALA:HB2	1.95	0.48
40:DH:94:ILE:HB	40:DH:122:LEU:HG	1.94	0.48
44:DQ:60:TRP:O	44:DQ:64:ILE:HG12	2.12	0.48
50:DT:40:LYS:HA	50:DT:43:ILE:CG2	2.43	0.48
1:AA:696:A:H1'	1:AA:786:G:O2'	2.13	0.48
1:AA:947:G:H5''	12:AM:106:ARG:HB2	1.95	0.48
1:AA:972:C:P	9:AJ:59:LYS:HD3	2.53	0.48
1:AA:1085:U:H3'	1:AA:1086:U:C5	2.47	0.48
1:AA:1489:G:H2'	1:AA:1490:U:H6	1.78	0.48
2:AC:26:LYS:HG3	2:AC:27:GLU:H	1.78	0.48
11:AL:48:LEU:O	11:AL:50:LYS:HD2	2.13	0.48
11:AL:107:LYS:H	11:AL:107:LYS:CD	2.25	0.48
12:AM:22:TYR:CD1	12:AM:65:GLU:HB3	2.48	0.48
21:AU:8:ASN:O	21:AU:9:GLU:HB3	2.12	0.48
22:BA:6:G:H2'	22:BA:7:G:H8	1.77	0.48
23:BB:480:A:H3'	23:BB:481:G:H5''	1.95	0.48
23:BB:674:G:C1'	29:BE:69:ARG:HD2	2.40	0.48
23:BB:1104:C:H2'	23:BB:1105:U:H6	1.77	0.48
23:BB:1727:C:H2'	23:BB:1728:C:H6	1.74	0.48
23:BB:2480:C:O2'	23:BB:2481:G:H5'	2.12	0.48
23:BB:2885:G:H21	31:B0:31:LYS:HG2	1.78	0.48
24:BI:33:ASN:HD21	24:BI:64:ARG:NH1	2.06	0.48
24:BI:62:ALA:C	24:BI:64:ARG:H	2.16	0.48
25:BC:196:ASN:O	25:BC:197:ALA:HB3	2.13	0.48
29:BE:15:SER:HB2	29:BE:197:GLU:OE2	2.12	0.48
31:B0:53:VAL:HG12	31:B0:54:ILE:H	1.77	0.48
40:BH:54:LEU:CD1	40:BH:55:GLU:H	2.20	0.48
40:BH:82:SER:HB2	40:BH:94:ILE:CD1	2.41	0.48
41:BJ:81:ILE:HG12	41:BJ:82:GLY:N	2.28	0.48
43:BO:16:ARG:HH21	43:BO:19:GLN:NE2	2.10	0.48
44:BQ:60:TRP:O	44:BQ:64:ILE:HG12	2.13	0.48
45:BS:43:ALA:O	45:BS:47:VAL:HG13	2.13	0.48
47:BF:34:THR:O	47:BF:35:LEU:HB2	2.14	0.48
47:BF:168:LEU:O	47:BF:169:LEU:HB2	2.13	0.48
48:BG:6:ALA:HB3	48:BG:68:ARG:CD	2.43	0.48
2:CC:70:ALA:HA	2:CC:105:VAL:CG1	2.42	0.48
6:CG:21:LEU:HD23	6:CG:21:LEU:N	2.28	0.48
10:CK:115:ILE:HD11	17:CR:72:ARG:HH22	1.77	0.48

Continued on next page...

Continued from previous page...

Atom-1	Atom-2	Interatomic distance (Å)	Clash overlap (Å)
11:CL:82:ARG:HB2	11:CL:97:VAL:HG22	1.95	0.48
11:CL:119:LYS:HA	1:CA:36:C:O3'	2.13	0.48
12:CM:101:THR:CB	1:CA:1226:C:H5''	2.43	0.48
18:CS:63:ASP:O	18:CS:66:VAL:HG22	2.13	0.48
20:CB:216:VAL:HG23	20:CB:217:ALA:N	2.29	0.48
1:CA:555:U:H2'	1:CA:556:C:H6	1.77	0.48
1:CA:662:U:H2'	1:CA:663:A:C8	2.48	0.48
1:CA:1522:U:O2'	1:CA:1523:G:H5'	2.14	0.48
22:DA:61:G:H2'	22:DA:62:C:H6	1.78	0.48
23:DB:140:C:H4'	23:DB:141:G:C5	2.48	0.48
23:DB:499:U:H2'	23:DB:500:G:O4'	2.13	0.48
23:DB:532:A:N1	23:DB:2020:A:H1'	2.28	0.48
23:DB:538:A:N6	23:DB:555:G:O2'	2.46	0.48
23:DB:664:G:H2'	23:DB:665:U:H6	1.78	0.48
23:DB:958:U:O4	38:DM:16:ARG:HA	2.13	0.48
23:DB:1386:C:H1'	23:DB:1470:A:H1'	1.94	0.48
23:DB:1536:C:H1'	23:DB:1537:G:C2	2.48	0.48
23:DB:1727:C:H2'	23:DB:1728:C:H6	1.76	0.48
23:DB:1818:U:HO2'	23:DB:1819:A:P	2.37	0.48
23:DB:2737:G:H2'	23:DB:2738:A:C8	2.48	0.48
25:DC:6:LYS:CB	25:DC:8:THR:HG22	2.43	0.48
25:DC:128:THR:HA	25:DC:190:THR:CA	2.44	0.48
25:DC:128:THR:HG23	25:DC:190:THR:HG22	1.96	0.48
32:D4:17:VAL:HG12	32:D4:18:LYS:N	2.28	0.48
35:DV:62:THR:CG2	35:DV:71:LYS:HG2	2.42	0.48
40:DH:117:LEU:HD12	40:DH:118:PRO:CD	2.38	0.48
42:DN:55:ALA:HA	42:DN:80:PHE:CD1	2.47	0.48
47:DF:98:PHE:O	47:DF:102:LEU:HD12	2.13	0.48
48:DG:24:THR:HB	48:DG:32:LEU:CD2	2.43	0.48
48:DG:77:GLY:C	48:DG:79:THR:H	2.17	0.48
50:DT:40:LYS:HG3	50:DT:60:THR:HG23	1.94	0.48
52:DW:76:ARG:HB3	52:DW:78:PHE:CE2	2.48	0.48
1:AA:425:G:H2'	1:AA:426:U:C6	2.49	0.48
1:AA:928:G:O2'	1:AA:929:G:H5'	2.13	0.48
1:AA:1095:U:H2'	1:AA:1096:C:C6	2.48	0.48
1:AA:1239:A:H4'	1:AA:1240:U:H5'	1.95	0.48
4:AE:22:LYS:O	4:AE:29:ILE:HB	2.13	0.48
5:AF:46:GLN:NE2	5:AF:56:LYS:HE3	2.28	0.48
6:AG:14:ASP:HB3	6:AG:18:GLY:H	1.77	0.48
6:AG:65:LEU:HB3	6:AG:69:ARG:HE	1.78	0.48
10:AK:52:ARG:HA	10:AK:56:LYS:HB3	1.95	0.48

Continued on next page...

Continued from previous page...

Atom-1	Atom-2	Interatomic distance (Å)	Clash overlap (Å)
19:AT:66:ILE:HG22	19:AT:67:HIS:N	2.27	0.48
20:AB:87:ASP:CB	20:AB:224:ARG:HH12	2.25	0.48
23:BB:534:U:H1'	44:BQ:44:TYR:HB3	1.96	0.48
23:BB:853:C:O2'	23:BB:854:C:H5'	2.13	0.48
23:BB:969:G:H2'	23:BB:970:U:H6	1.78	0.48
23:BB:996:A:OP2	49:BR:10:LYS:HG2	2.13	0.48
23:BB:1681:G:O2'	23:BB:1762:A:H1'	2.13	0.48
23:BB:2547:A:H5''	27:BK:29:HIS:NE2	2.28	0.48
23:BB:2896:C:H2'	23:BB:2897:U:H6	1.74	0.48
24:BI:21:PRO:CB	24:BI:22:PRO:HD3	2.40	0.48
24:BI:52:LEU:HD12	24:BI:52:LEU:N	2.28	0.48
25:BC:255:LYS:C	25:BC:257:ARG:H	2.15	0.48
26:BD:130:GLN:O	26:BD:131:ASP:C	2.51	0.48
29:BE:47:LYS:HB3	29:BE:51:GLU:HB2	1.95	0.48
30:BY:16:LEU:HD23	30:BY:19:HIS:CD2	2.48	0.48
40:BH:4:ILE:HG13	40:BH:37:VAL:HG13	1.95	0.48
40:BH:73:ASN:N	40:BH:73:ASN:ND2	2.59	0.48
41:BJ:25:LEU:HD13	41:BJ:26:GLY:N	2.28	0.48
41:BJ:44:TYR:CD1	44:BQ:63:ARG:HD3	2.48	0.48
44:BQ:16:ILE:HG22	44:BQ:17:LEU:N	2.28	0.48
47:BF:66:ILE:HA	47:BF:85:GLY:O	2.12	0.48
49:BR:4:VAL:HG22	49:BR:40:MET:HB2	1.96	0.48
50:BT:59:ASN:O	50:BT:84:TYR:HB2	2.13	0.48
51:BZ:33:LEU:H	51:BZ:52:SER:HB2	1.78	0.48
3:CD:170:LEU:O	3:CD:170:LEU:HD12	2.13	0.48
5:CF:97:THR:O	5:CF:98:GLU:CB	2.60	0.48
8:CI:47:VAL:HG23	8:CI:48:ARG:N	2.29	0.48
20:CB:160:LEU:HD13	20:CB:175:ALA:HB2	1.95	0.48
20:CB:186:VAL:HB	20:CB:190:SER:HB2	1.95	0.48
1:CA:210:C:H1'	1:CA:211:G:N2	2.29	0.48
1:CA:250:A:H3'	1:CA:250:A:N3	2.27	0.48
1:CA:320:A:H2'	1:CA:321:A:C8	2.48	0.48
1:CA:624:C:H2'	1:CA:625:U:H6	1.78	0.48
1:CA:812:G:HO2'	1:CA:813:U:H6	1.54	0.48
1:CA:818:G:C2'	1:CA:819:A:H5''	2.42	0.48
1:CA:1366:C:H2'	1:CA:1367:C:C6	2.48	0.48
23:DB:675:A:N3	23:DB:2443:C:O2'	2.43	0.48
23:DB:1038:G:O2'	23:DB:1039:A:H5'	2.13	0.48
23:DB:1098:A:O3'	24:DI:4:VAL:O	2.31	0.48
23:DB:1372:U:O2'	23:DB:2212:A:H8	1.96	0.48
23:DB:2085:U:O2'	23:DB:2086:U:H5'	2.13	0.48

Continued on next page...

Continued from previous page...

Atom-1	Atom-2	Interatomic distance (Å)	Clash overlap (Å)
23:DB:2341:G:H2'	23:DB:2342:C:H6	1.78	0.48
23:DB:2358:A:H61	37:DL:54:GLN:HE22	1.59	0.48
23:DB:2379:G:H4'	43:DO:21:LEU:HD11	1.95	0.48
23:DB:2702:G:H2'	23:DB:2703:C:H6	1.77	0.48
23:DB:2794:C:H2'	23:DB:2795:C:H6	1.77	0.48
23:DB:2795:C:C2	23:DB:2796:U:H1'	2.48	0.48
26:DD:97:SER:HB3	26:DD:99:GLU:CG	2.43	0.48
28:DP:19:PHE:O	28:DP:20:ARG:HB2	2.13	0.48
29:DE:58:LYS:HD3	29:DE:60:TRP:HD1	1.77	0.48
30:DY:2:LYS:HG2	30:DY:3:THR:N	2.27	0.48
35:DV:79:ARG:HB3	35:DV:79:ARG:NH1	2.26	0.48
37:DL:9:ALA:HB3	37:DL:12:SER:OG	2.13	0.48
40:DH:42:LYS:O	40:DH:45:GLU:HB2	2.12	0.48
44:DQ:85:ALA:O	44:DQ:86:SER:C	2.51	0.48
48:DG:1:SER:O	48:DG:3:VAL:HG22	2.13	0.48
48:DG:32:LEU:HD23	48:DG:33:THR:H	1.78	0.48
53:D6:43:VAL:HG11	53:D6:79:ILE:HG12	1.95	0.48
1:AA:437:U:H5''	3:AD:151:GLN:NE2	2.28	0.48
1:AA:658:C:O2'	1:AA:659:U:H5'	2.13	0.48
1:AA:1260:G:H4'	1:AA:1283:U:O2'	2.12	0.48
20:AB:10:LYS:HD2	20:AB:10:LYS:H	1.79	0.48
20:AB:163:ILE:CD1	20:AB:209:VAL:HG12	2.43	0.48
23:BB:215:G:C4'	23:BB:216:A:H4'	2.42	0.48
23:BB:565:C:O2'	23:BB:566:U:H5'	2.13	0.48
23:BB:982:C:O2	23:BB:982:C:H2'	2.14	0.48
23:BB:1515:A:H5'	23:BB:1557:C:C5'	2.44	0.48
23:BB:1548:A:H2'	23:BB:1549:A:H8	1.77	0.48
23:BB:1636:U:H2'	23:BB:1637:A:C8	2.49	0.48
23:BB:2845:U:O2'	23:BB:2846:G:H5'	2.13	0.48
25:BC:129:LEU:O	25:BC:188:ARG:HA	2.14	0.48
25:BC:134:ILE:HD12	25:BC:135:PRO:O	2.14	0.48
25:BC:166:ARG:NH2	25:BC:166:ARG:HB2	2.28	0.48
26:BD:32:ASN:N	26:BD:96:ILE:O	2.45	0.48
26:BD:97:SER:HB3	26:BD:99:GLU:CG	2.44	0.48
27:BK:2:ILE:HD12	27:BK:2:ILE:N	2.29	0.48
28:BP:63:ILE:H	28:BP:69:VAL:HG22	1.78	0.48
29:BE:48:THR:HG23	29:BE:51:GLU:HG3	1.94	0.48
33:B1:29:LYS:HE2	33:B1:31:GLU:OE1	2.12	0.48
36:B2:33:ARG:HH21	36:B2:33:ARG:CB	2.25	0.48
38:BM:69:PRO:C	38:BM:71:LYS:H	2.17	0.48
40:BH:67:ALA:HB3	40:BH:71:LYS:NZ	2.28	0.48

Continued on next page...

Continued from previous page...

Atom-1	Atom-2	Interatomic distance (Å)	Clash overlap (Å)
41:BJ:42:ALA:O	41:BJ:44:TYR:N	2.47	0.48
44:BQ:85:ALA:O	44:BQ:86:SER:C	2.51	0.48
47:BF:8:LYS:HA	47:BF:12:VAL:HG21	1.95	0.48
52:BW:35:ILE:O	52:BW:37:VAL:N	2.46	0.48
53:B6:83:ILE:HG13	53:B6:92:PRO:HG2	1.95	0.48
6:CG:26:VAL:HB	6:CG:42:VAL:HG21	1.95	0.48
18:CS:39:ILE:HG13	18:CS:68:HIS:O	2.13	0.48
20:CB:57:ASN:HA	20:CB:60:ALA:HB3	1.96	0.48
1:CA:411:A:C4	1:CA:413:G:H1'	2.48	0.48
1:CA:437:U:H2'	1:CA:438:U:O4'	2.13	0.48
1:CA:821:G:H2'	1:CA:822:U:C6	2.49	0.48
1:CA:929:G:H2'	1:CA:930:C:H6	1.76	0.48
1:CA:1010:U:H2'	1:CA:1011:C:C6	2.48	0.48
1:CA:1095:U:H2'	1:CA:1096:C:C6	2.48	0.48
1:CA:1132:C:O2'	1:CA:1133:G:H5'	2.13	0.48
1:CA:1406:U:H2'	1:CA:1407:C:O4'	2.14	0.48
1:CA:1411:C:H2'	1:CA:1412:C:C6	2.48	0.48
1:CA:1488:G:O2'	1:CA:1489:G:H5'	2.12	0.48
21:CU:24:LYS:O	21:CU:28:LEU:HG	2.14	0.48
23:DB:673:C:H5''	29:DE:76:PRO:HD2	1.94	0.48
23:DB:770:G:O2'	23:DB:771:G:H5'	2.13	0.48
23:DB:810:U:O4	37:DL:30:THR:HG22	2.12	0.48
23:DB:994:C:H1'	49:DR:10:LYS:HE3	1.96	0.48
23:DB:1265:A:OP1	23:DB:1265:A:H8	1.96	0.48
23:DB:1386:C:H2'	23:DB:1387:A:H8	1.79	0.48
23:DB:1612:C:O2'	36:D2:3:ARG:HB2	2.12	0.48
23:DB:1736:U:H2'	23:DB:1737:G:O4'	2.14	0.48
23:DB:2181:U:H2'	23:DB:2182:U:H6	1.78	0.48
23:DB:2263:C:H4'	23:DB:2329:U:H4'	1.95	0.48
25:DC:196:ASN:O	25:DC:197:ALA:HB3	2.13	0.48
26:DD:101:PHE:O	26:DD:102:ALA:HB2	2.13	0.48
27:DK:71:ARG:CG	27:DK:105:ARG:HH21	2.27	0.48
27:DK:103:VAL:O	27:DK:122:VAL:HB	2.13	0.48
28:DP:45:VAL:H	28:DP:60:VAL:HG12	1.78	0.48
30:DY:2:LYS:CG	30:DY:3:THR:H	2.20	0.48
30:DY:4:ILE:HG12	30:DY:39:ASP:OD2	2.13	0.48
30:DY:23:LEU:HD23	30:DY:50:VAL:HG11	1.94	0.48
35:DV:62:THR:HA	35:DV:71:LYS:HA	1.96	0.48
35:DV:72:VAL:HG11	35:DV:93:ARG:HA	1.95	0.48
35:DV:80:HIS:HB2	35:DV:85:LYS:HG3	1.94	0.48
41:DJ:100:VAL:O	41:DJ:104:ALA:HB2	2.12	0.48

Continued on next page...

Continued from previous page...

Atom-1	Atom-2	Interatomic distance (Å)	Clash overlap (Å)
42:DN:100:CYS:O	42:DN:101:GLY:O	2.30	0.48
53:D6:52:LEU:HD11	53:D6:79:ILE:HG23	1.95	0.48
53:D6:75:ALA:O	53:D6:77:LYS:N	2.47	0.48
1:AA:614:C:O2'	1:AA:615:G:H5'	2.13	0.48
1:AA:687:A:C2	1:AA:704:A:C5	3.02	0.48
1:AA:1132:C:O2'	1:AA:1133:G:H5'	2.13	0.48
5:AF:68:GLN:HA	5:AF:71:ILE:CG1	2.43	0.48
10:AK:57:SER:O	10:AK:90:PRO:HG3	2.13	0.48
12:AM:86:ARG:NH1	18:AS:2:ARG:HH22	2.12	0.48
13:AN:40:ARG:NH1	18:AS:6:LYS:HB2	2.28	0.48
13:AN:79:SER:HG	13:AN:82:LYS:HG2	1.78	0.48
19:AT:5:SER:C	19:AT:7:LYS:H	2.16	0.48
20:AB:125:PHE:CD2	20:AB:126:ASP:N	2.81	0.48
21:AU:24:LYS:HB3	21:AU:24:LYS:HZ2	1.78	0.48
23:BB:754:U:H2'	23:BB:755:U:H6	1.79	0.48
23:BB:1552:A:H2'	23:BB:1553:A:C5'	2.43	0.48
23:BB:1599:U:H2'	23:BB:1600:C:H6	1.77	0.48
23:BB:2100:G:H3'	23:BB:2101:A:H8	1.78	0.48
23:BB:2179:C:H2'	23:BB:2180:U:C6	2.48	0.48
23:BB:2643:G:O2'	23:BB:2644:G:H5'	2.14	0.48
23:BB:2752:C:O2	23:BB:2752:C:H2'	2.12	0.48
28:BP:7:LEU:H	28:BP:7:LEU:CD1	2.23	0.48
28:BP:47:ILE:HG13	28:BP:48:ALA:N	2.28	0.48
28:BP:92:ARG:HG3	28:BP:92:ARG:NH1	2.27	0.48
29:BE:58:LYS:HD3	29:BE:60:TRP:CD1	2.49	0.48
32:B4:1:MET:HE1	32:B4:36:ARG:HB2	1.94	0.48
51:BZ:38:PHE:HZ	51:BZ:56:MET:HG2	1.79	0.48
52:BW:19:ARG:H	52:BW:19:ARG:NE	2.11	0.48
53:B6:79:ILE:HD12	53:B6:79:ILE:H	1.79	0.48
2:CC:46:LEU:HD21	2:CC:86:LEU:HD22	1.96	0.48
3:CD:88:ASN:O	3:CD:92:LEU:HD23	2.14	0.48
5:CF:25:TYR:O	5:CF:29:ILE:HG13	2.13	0.48
6:CG:14:ASP:OD2	6:CG:15:PRO:HD2	2.13	0.48
6:CG:129:ASN:HA	6:CG:134:VAL:HG21	1.94	0.48
7:CH:85:TYR:CG	1:CA:598:U:H4'	2.48	0.48
9:CJ:77:VAL:HG12	9:CJ:78:GLU:H	1.78	0.48
16:CQ:24:ILE:HD12	16:CQ:24:ILE:N	2.29	0.48
18:CS:78:THR:O	1:CA:957:U:H4'	2.13	0.48
20:CB:216:VAL:HG23	20:CB:217:ALA:H	1.79	0.48
1:CA:60:A:H1'	1:CA:61:G:O4'	2.13	0.48
1:CA:415:A:N1	1:CA:428:G:O6	2.47	0.48

Continued on next page...

Continued from previous page...

Atom-1	Atom-2	Interatomic distance (Å)	Clash overlap (Å)
1:CA:987:G:O2'	1:CA:988:G:H5'	2.13	0.48
1:CA:1491:G:H2'	1:CA:1492:A:C8	2.49	0.48
23:DB:592:A:N3	34:D3:3:ILE:HD11	2.29	0.48
23:DB:1400:U:H2'	23:DB:1401:G:H8	1.77	0.48
23:DB:1460:U:H5''	23:DB:1461:C:C5	2.48	0.48
23:DB:1576:U:O2'	23:DB:1577:C:H5'	2.14	0.48
23:DB:1979:U:O2'	23:DB:1980:G:H5'	2.13	0.48
23:DB:2088:A:H2'	23:DB:2089:C:H6	1.78	0.48
23:DB:2249:U:H4'	23:DB:2275:C:C5	2.48	0.48
23:DB:2331:G:H2'	23:DB:2332:C:C6	2.49	0.48
23:DB:2339:C:H2'	23:DB:2340:A:H8	1.78	0.48
26:DD:30:GLU:HB2	26:DD:52:THR:CG2	2.44	0.48
27:DK:18:ARG:HD2	27:DK:45:GLU:HG3	1.95	0.48
28:DP:103:THR:HG22	28:DP:104:GLY:N	2.29	0.48
29:DE:106:LYS:HG3	29:DE:200:LEU:HD12	1.94	0.48
29:DE:194:LYS:O	29:DE:198:GLU:HG2	2.13	0.48
33:D1:8:ILE:CG2	33:D1:51:ALA:HA	2.43	0.48
33:D1:38:PHE:O	33:D1:40:PRO:HD3	2.13	0.48
35:DV:28:ALA:HB3	35:DV:42:LEU:HD21	1.95	0.48
37:DL:6:LEU:H	37:DL:6:LEU:CD2	2.26	0.48
37:DL:92:LEU:HD22	37:DL:124:GLY:HA3	1.95	0.48
38:DM:26:VAL:HB	38:DM:104:GLU:OE2	2.13	0.48
40:DH:53:GLU:OE1	40:DH:54:LEU:HG	2.13	0.48
42:DN:30:ARG:HH12	42:DN:74:GLU:CD	2.17	0.48
44:DQ:96:ASP:C	44:DQ:98:ALA:N	2.67	0.48
46:DU:86:PHE:CG	46:DU:87:GLU:N	2.82	0.48
47:DF:135:ILE:HG13	47:DF:137:PHE:H	1.79	0.48
52:DW:67:LYS:O	52:DW:68:PHE:HB2	2.13	0.48
1:AA:109:A:H4'	1:AA:110:C:OP2	2.14	0.48
1:AA:224:U:H2'	1:AA:225:C:C6	2.49	0.48
1:AA:542:G:O2'	1:AA:543:U:H5'	2.14	0.48
1:AA:658:C:H2'	1:AA:659:U:H6	1.78	0.48
3:AD:88:ASN:O	3:AD:92:LEU:HD23	2.12	0.48
4:AE:28:ARG:NH2	4:AE:30:PHE:HB3	2.28	0.48
11:AL:6:LEU:HD22	11:AL:11:ARG:HG2	1.95	0.48
11:AL:35:ARG:NE	11:AL:36:VAL:H	2.12	0.48
14:AO:88:ARG:HA	14:AO:88:ARG:NE	2.29	0.48
16:AQ:17:GLU:C	16:AQ:19:SER:H	2.16	0.48
23:BB:222:A:N1	23:BB:233:A:H5''	2.29	0.48
23:BB:648:G:H2'	23:BB:649:G:H8	1.78	0.48
23:BB:1196:C:H2'	23:BB:1197:G:C8	2.49	0.48

Continued on next page...

Continued from previous page...

Atom-1	Atom-2	Interatomic distance (Å)	Clash overlap (Å)
23:BB:1410:G:H2'	23:BB:1411:U:C6	2.48	0.48
23:BB:1508:A:H3'	23:BB:1509:A:C4	2.48	0.48
23:BB:1736:U:H2'	23:BB:1737:G:C8	2.48	0.48
23:BB:2282:G:H5'	23:BB:2389:G:H1'	1.94	0.48
23:BB:2300:C:H2'	23:BB:2301:C:H6	1.78	0.48
24:BI:52:LEU:HD21	24:BI:81:LYS:NZ	2.29	0.48
25:BC:140:VAL:CG1	25:BC:189:ALA:HB1	2.44	0.48
26:BD:48:ILE:HG22	26:BD:82:PHE:O	2.13	0.48
26:BD:62:LYS:N	26:BD:63:PRO:CD	2.77	0.48
27:BK:64:ARG:NH1	27:BK:101:GLY:HA3	2.28	0.48
29:BE:32:VAL:HG21	37:BL:6:LEU:HD11	1.95	0.48
33:B1:24:LYS:HD3	33:B1:52:LYS:O	2.13	0.48
33:B1:33:LEU:HB3	33:B1:51:ALA:HB3	1.94	0.48
37:BL:3:LEU:O	37:BL:5:THR:N	2.46	0.48
37:BL:19:LEU:HD23	37:BL:31:GLY:HA3	1.95	0.48
37:BL:89:VAL:HA	37:BL:121:THR:O	2.14	0.48
38:BM:12:MET:HB2	38:BM:72:PRO:HD2	1.94	0.48
40:BH:54:LEU:HA	40:BH:58:LEU:CB	2.43	0.48
41:BJ:64:VAL:HG22	41:BJ:68:LYS:CD	2.43	0.48
41:BJ:116:ARG:O	41:BJ:120:ARG:HG2	2.13	0.48
42:BN:103:ARG:HG3	42:BN:104:ALA:N	2.29	0.48
46:BU:40:LEU:HB3	46:BU:59:GLU:CG	2.41	0.48
46:BU:48:VAL:O	46:BU:48:VAL:HG13	2.13	0.48
47:BF:60:SER:HB2	47:BF:62:GLN:OE1	2.14	0.48
48:BG:32:LEU:HD23	48:BG:33:THR:H	1.79	0.48
53:B6:52:LEU:HG	53:B6:56:ALA:O	2.13	0.48
5:CF:2:ARG:HG2	5:CF:92:THR:OG1	2.13	0.48
6:CG:14:ASP:HB3	6:CG:18:GLY:H	1.78	0.48
12:CM:2:ARG:HG3	12:CM:6:ILE:HA	1.95	0.48
20:CB:40:ILE:CG2	20:CB:200:PRO:HB2	2.44	0.48
20:CB:63:LYS:HG2	20:CB:224:ARG:CZ	2.44	0.48
20:CB:75:ALA:CB	20:CB:209:VAL:HG11	2.44	0.48
1:CA:24:U:O2'	1:CA:25:C:H5'	2.14	0.48
1:CA:797:C:O2'	1:CA:798:U:H5'	2.13	0.48
21:CU:24:LYS:CG	21:CU:25:ALA:H	2.22	0.48
23:DB:347:A:H2'	23:DB:348:A:C8	2.49	0.48
23:DB:418:C:H2'	23:DB:419:U:C6	2.48	0.48
23:DB:927:A:H2'	23:DB:928:A:C8	2.49	0.48
23:DB:1300:G:H4'	23:DB:1301:A:O5'	2.14	0.48
23:DB:1324:G:H1'	23:DB:1616:A:N6	2.29	0.48
23:DB:1361:G:H2'	23:DB:1362:C:C6	2.48	0.48

Continued on next page...

Continued from previous page...

Atom-1	Atom-2	Interatomic distance (Å)	Clash overlap (Å)
23:DB:1410:G:H2'	23:DB:1411:U:C6	2.48	0.48
23:DB:2188:U:C2'	23:DB:2189:U:H5'	2.44	0.48
23:DB:2282:G:OP1	23:DB:2283:C:H1'	2.14	0.48
23:DB:2408:U:H2'	23:DB:2409:G:H8	1.78	0.48
28:DP:103:THR:N	28:DP:107:ALA:HB2	2.29	0.48
29:DE:170:ARG:HH22	29:DE:176:ASP:HB2	1.77	0.48
34:D3:18:LYS:HE3	34:D3:20:GLY:H	1.77	0.48
35:DV:70:ILE:H	35:DV:70:ILE:CD1	2.27	0.48
36:D2:29:GLN:O	36:D2:33:ARG:HB2	2.13	0.48
42:DN:41:ALA:C	42:DN:43:GLU:N	2.66	0.48
47:DF:24:VAL:O	47:DF:27:VAL:HG22	2.13	0.48
47:DF:43:ILE:HG23	47:DF:44:ALA:N	2.21	0.48
47:DF:106:ALA:O	47:DF:135:ILE:HD13	2.14	0.48
47:DF:169:LEU:HB3	47:DF:174:PHE:CD1	2.48	0.48
48:DG:25:ILE:HG22	48:DG:78:VAL:HG21	1.96	0.48
49:DR:78:ARG:HG3	49:DR:78:ARG:HH21	1.78	0.48
50:DT:11:LEU:HA	50:DT:34:VAL:HG12	1.95	0.48
50:DT:59:ASN:O	50:DT:84:TYR:HB2	2.14	0.48
1:AA:532:A:H8	2:AC:192:TYR:CD2	2.32	0.48
1:AA:659:U:H2'	1:AA:660:C:C6	2.48	0.48
1:AA:992:U:H2'	1:AA:1043:G:N7	2.28	0.48
1:AA:1192:C:H2'	1:AA:1193:G:O4'	2.14	0.48
1:AA:1430:A:H2'	1:AA:1431:A:O4'	2.13	0.48
2:AC:19:SER:HB3	2:AC:21:TRP:NE1	2.26	0.48
9:AJ:7:ARG:O	9:AJ:100:ILE:HA	2.13	0.48
9:AJ:7:ARG:HG2	9:AJ:75:ASP:OD2	2.14	0.48
11:AL:20:VAL:O	11:AL:20:VAL:HG23	2.14	0.48
18:AS:35:ARG:NH2	18:AS:52:ASN:HA	2.29	0.48
20:AB:80:LYS:HB2	20:AB:90:PHE:CE1	2.49	0.48
23:BB:19:A:H2'	23:BB:20:C:H6	1.78	0.48
23:BB:78:U:H2'	23:BB:79:C:H6	1.77	0.48
23:BB:191:A:H2'	23:BB:192:C:C6	2.48	0.48
23:BB:485:C:H2'	23:BB:486:C:H6	1.79	0.48
23:BB:532:A:H2'	23:BB:532:A:N3	2.29	0.48
23:BB:1150:C:O2'	23:BB:1151:A:H5'	2.13	0.48
23:BB:2098:U:H2'	23:BB:2099:U:O4'	2.14	0.48
23:BB:2648:G:H2'	23:BB:2649:C:C6	2.48	0.48
23:BB:2861:U:H2'	23:BB:2862:G:C8	2.49	0.48
26:BD:46:ARG:NH2	26:BD:88:GLU:HG3	2.27	0.48
26:BD:48:ILE:HG23	26:BD:82:PHE:HB2	1.96	0.48
27:BK:2:ILE:HA	27:BK:33:ALA:H	1.78	0.48

Continued on next page...

Continued from previous page...

Atom-1	Atom-2	Interatomic distance (Å)	Clash overlap (Å)
27:BK:43:ILE:HG21	27:BK:46:ALA:HB2	1.94	0.48
29:BE:149:ILE:O	29:BE:188:MET:HA	2.14	0.48
37:BL:6:LEU:H	37:BL:6:LEU:CD2	2.27	0.48
37:BL:21:ARG:HA	37:BL:21:ARG:HD3	1.73	0.48
38:BM:61:GLY:HA2	38:BM:107:GLY:HA3	1.95	0.48
41:BJ:2:LYS:NZ	41:BJ:2:LYS:HB3	2.29	0.48
41:BJ:64:VAL:O	41:BJ:65:THR:HG22	2.14	0.48
44:BQ:91:ARG:NH1	49:BR:11:GLN:N	2.57	0.48
46:BU:41:VAL:HG22	46:BU:61:GLU:O	2.13	0.48
52:BW:49:ASN:HB3	52:BW:81:ILE:HG12	1.95	0.48
53:B6:84:ARG:HG3	53:B6:85:ASP:OD1	2.14	0.48
3:CD:25:ARG:HD3	3:CD:25:ARG:C	2.34	0.48
4:CE:131:ASN:O	4:CE:135:VAL:HG23	2.14	0.48
5:CF:68:GLN:HA	5:CF:71:ILE:CG1	2.43	0.48
11:CL:23:LEU:O	11:CL:25:ALA:N	2.47	0.48
11:CL:81:ILE:HG23	11:CL:94:TYR:HB3	1.95	0.48
11:CL:107:LYS:HZ3	11:CL:107:LYS:N	2.08	0.48
15:CP:40:ASN:ND2	15:CP:43:ALA:N	2.61	0.48
16:CQ:14:ASP:HA	16:CQ:20:ILE:HD11	1.95	0.48
20:CB:217:ALA:O	20:CB:220:VAL:HB	2.13	0.48
1:CA:455:G:O2'	1:CA:456:A:H5'	2.14	0.48
1:CA:624:C:H2'	1:CA:625:U:C6	2.48	0.48
1:CA:777:A:H2'	1:CA:778:G:H8	1.79	0.48
1:CA:842:U:OP1	1:CA:842:U:H3'	2.14	0.48
1:CA:999:C:H2'	1:CA:1000:A:H8	1.75	0.48
23:DB:26:G:H1'	23:DB:514:A:N6	2.28	0.48
23:DB:90:U:H2'	23:DB:91:A:H2	1.75	0.48
23:DB:125:A:H3'	23:DB:126:A:H5''	1.96	0.48
23:DB:319:G:H2'	23:DB:320:A:O4'	2.14	0.48
23:DB:569:U:H5''	23:DB:821:A:C2	2.49	0.48
23:DB:1099:G:O2'	23:DB:1100:C:H5'	2.14	0.48
23:DB:2322:A:N6	23:DB:2333:A:H62	2.11	0.48
23:DB:2590:A:H2'	23:DB:2591:C:H6	1.79	0.48
23:DB:2862:G:H2'	23:DB:2863:C:C6	2.49	0.48
23:DB:2866:U:H4'	23:DB:2867:G:H4'	1.95	0.48
24:DI:129:GLU:HB3	24:DI:133:ARG:NH1	2.29	0.48
25:DC:141:HIS:CG	25:DC:142:ASN:N	2.82	0.48
25:DC:173:LEU:HD22	25:DC:181:ARG:O	2.14	0.48
29:DE:28:VAL:O	29:DE:32:VAL:HG13	2.13	0.48
37:DL:77:ILE:O	37:DL:110:VAL:O	2.31	0.48
38:DM:54:THR:O	38:DM:56:ALA:N	2.45	0.48

Continued on next page...

Continued from previous page...

Atom-1	Atom-2	Interatomic distance (Å)	Clash overlap (Å)
40:DH:62:LEU:HG	40:DH:66:ASN:HD21	1.78	0.48
40:DH:86:ASP:CB	40:DH:89:LYS:HD3	2.44	0.48
41:DJ:25:LEU:HD13	41:DJ:26:GLY:N	2.28	0.48
43:DO:28:VAL:O	43:DO:28:VAL:HG13	2.13	0.48
47:DF:11:VAL:O	47:DF:12:VAL:HB	2.13	0.48
47:DF:19:PHE:CZ	47:DF:164:GLU:HA	2.49	0.48
47:DF:119:LYS:C	47:DF:121:PHE:H	2.16	0.48
48:DG:35:THR:HG21	48:DG:70:LEU:HD12	1.95	0.48
52:DW:49:ASN:CB	52:DW:60:ALA:HA	2.35	0.48
52:DW:70:VAL:O	52:DW:70:VAL:HG13	2.13	0.48
1:AA:337:G:H2'	1:AA:338:A:H8	1.76	0.48
1:AA:842:U:OP1	1:AA:842:U:H3'	2.13	0.48
1:AA:1137:C:O2'	1:AA:1138:G:H5''	2.14	0.48
1:AA:1329:A:OP1	12:AM:28:ARG:HB2	2.13	0.48
1:AA:1337:G:H5''	1:AA:1338:G:OP1	2.13	0.48
2:AC:184:ASN:ND2	2:AC:185:THR:H	2.12	0.48
11:AL:20:VAL:HB	11:AL:94:TYR:CE1	2.49	0.48
12:AM:44:ILE:O	12:AM:47:LEU:HB2	2.14	0.48
20:AB:18:GLN:O	20:AB:37:VAL:HG23	2.12	0.48
20:AB:57:ASN:HA	20:AB:60:ALA:HB3	1.96	0.48
20:AB:63:LYS:HE3	20:AB:224:ARG:NH2	2.29	0.48
20:AB:75:ALA:CB	20:AB:209:VAL:HG11	2.44	0.48
23:BB:351:C:H2'	23:BB:352:A:H8	1.79	0.48
23:BB:607:U:O4	23:BB:620:G:H5''	2.14	0.48
23:BB:1063:G:H4'	24:BI:135:MET:HB3	1.95	0.48
23:BB:1353:A:H2'	23:BB:1354:A:C8	2.49	0.48
23:BB:1487:U:H2'	23:BB:1488:C:C6	2.49	0.48
23:BB:2247:A:H3'	56:BB:3268:HOH:O	2.14	0.48
23:BB:2263:C:H4'	23:BB:2329:U:H4'	1.96	0.48
23:BB:2331:G:H2'	23:BB:2332:C:C6	2.49	0.48
23:BB:2386:A:H2'	23:BB:2387:U:C6	2.49	0.48
23:BB:2545:G:O2'	23:BB:2546:U:H5'	2.13	0.48
23:BB:2678:C:H2'	23:BB:2679:A:C8	2.48	0.48
24:BI:56:VAL:CG2	24:BI:68:PHE:HB2	2.43	0.48
25:BC:118:GLY:H	25:BC:121:ALA:HB2	1.78	0.48
26:BD:111:GLY:H	26:BD:194:PRO:HG2	1.78	0.48
27:BK:18:ARG:HD2	27:BK:45:GLU:HG3	1.96	0.48
27:BK:24:VAL:HG12	27:BK:30:ARG:HH11	1.78	0.48
31:B0:41:HIS:CD2	31:B0:41:HIS:N	2.81	0.48
40:BH:47:PHE:HA	40:BH:50:ARG:NE	2.29	0.48
2:CC:110:LEU:HD11	2:CC:143:LEU:O	2.14	0.48

Continued on next page...

Continued from previous page...

Atom-1	Atom-2	Interatomic distance (Å)	Clash overlap (Å)
4:CE:39:GLY:HA2	4:CE:44:ARG:O	2.14	0.48
4:CE:84:VAL:CG1	4:CE:146:MET:HB3	2.42	0.48
5:CF:18:VAL:N	5:CF:19:PRO:HD2	2.29	0.48
5:CF:40:GLU:HB2	5:CF:61:LEU:HB2	1.95	0.48
7:CH:3:GLN:HA	1:CA:587:G:H4'	1.96	0.48
8:CI:56:MET:CG	8:CI:57:VAL:N	2.77	0.48
13:CN:2:LYS:HB3	13:CN:5:MET:HB2	1.95	0.48
16:CQ:17:GLU:C	16:CQ:19:SER:H	2.16	0.48
20:CB:17:HIS:HD2	20:CB:203:ASP:OD1	1.97	0.48
20:CB:93:HIS:HD2	20:CB:94:ARG:NH2	2.12	0.48
20:CB:163:ILE:CD1	20:CB:209:VAL:HG12	2.44	0.48
1:CA:65:A:C5	1:CA:381:C:N3	2.82	0.48
1:CA:113:G:H2'	1:CA:114:U:C6	2.49	0.48
1:CA:545:C:O2'	1:CA:546:A:H5'	2.14	0.48
1:CA:1073:U:H2'	1:CA:1074:G:H8	1.78	0.48
1:CA:1121:U:O2'	1:CA:1122:U:H5'	2.13	0.48
1:CA:1176:A:H2'	1:CA:1177:G:O4'	2.14	0.48
1:CA:1414:U:H2'	1:CA:1415:G:H8	1.79	0.48
23:DB:16:C:O2'	23:DB:17:G:H5'	2.14	0.48
23:DB:480:A:H3'	23:DB:481:G:H5''	1.96	0.48
23:DB:741:U:H2'	23:DB:742:A:H8	1.77	0.48
23:DB:965:C:HO2'	23:DB:2272:U:H6	1.62	0.48
23:DB:968:C:H2'	23:DB:969:G:C8	2.47	0.48
23:DB:1030:C:O2'	23:DB:1031:G:H5'	2.14	0.48
23:DB:2547:A:H5'	23:DB:2566:A:C2	2.49	0.48
24:DI:102:ARG:HG3	24:DI:141:ASP:CB	2.43	0.48
26:DD:191:GLY:O	26:DD:192:ALA:HB3	2.14	0.48
27:DK:2:ILE:HA	27:DK:33:ALA:H	1.77	0.48
27:DK:43:ILE:HG21	27:DK:46:ALA:HB2	1.94	0.48
28:DP:47:ILE:HG13	28:DP:48:ALA:N	2.29	0.48
28:DP:85:VAL:O	28:DP:87:ARG:N	2.45	0.48
29:DE:3:LEU:HB2	29:DE:12:LEU:HB2	1.94	0.48
37:DL:89:VAL:HA	37:DL:121:THR:O	2.14	0.48
40:DH:121:VAL:O	40:DH:122:LEU:HB2	2.14	0.48
40:DH:128:HIS:N	40:DH:144:VAL:O	2.46	0.48
41:DJ:81:ILE:HG12	41:DJ:82:GLY:N	2.28	0.48
45:DS:42:LYS:HA	45:DS:42:LYS:NZ	2.28	0.48
47:DF:19:PHE:CZ	47:DF:164:GLU:HG2	2.48	0.48
53:D6:136:ALA:O	53:D6:139:LYS:HB2	2.13	0.48
1:AA:224:U:H2'	1:AA:225:C:H6	1.78	0.48
1:AA:373:A:H1'	1:AA:481:G:N3	2.29	0.48

Continued on next page...

Continued from previous page...

Atom-1	Atom-2	Interatomic distance (Å)	Clash overlap (Å)
1:AA:437:U:H2'	1:AA:438:U:O4'	2.13	0.48
1:AA:598:U:H4'	7:AH:85:TYR:CG	2.49	0.48
1:AA:669:G:O2'	1:AA:670:G:H5'	2.14	0.48
1:AA:815:A:H4'	1:AA:817:C:C4	2.49	0.48
1:AA:1347:G:C8	8:AI:108:ARG:HB3	2.49	0.48
1:AA:1494:G:O2'	1:AA:1495:U:H5'	2.14	0.48
3:AD:21:LYS:O	3:AD:23:GLY:N	2.45	0.48
3:AD:115:GLN:HE21	3:AD:153:ARG:HH22	1.61	0.48
4:AE:14:LEU:HD23	4:AE:36:THR:HG22	1.96	0.48
6:AG:29:LEU:O	6:AG:29:LEU:HD23	2.14	0.48
6:AG:147:ASN:CA	10:AK:55:ARG:HH21	2.27	0.48
12:AM:42:VAL:HB	12:AM:47:LEU:HD21	1.95	0.48
16:AQ:78:VAL:O	16:AQ:79:GLU:HB2	2.14	0.48
18:AS:24:SER:OG	18:AS:27:LYS:HE3	2.14	0.48
18:AS:30:LEU:HG	18:AS:47:THR:O	2.14	0.48
19:AT:80:ALA:HA	19:AT:83:ASN:ND2	2.29	0.48
20:AB:216:VAL:HG23	20:AB:217:ALA:H	1.79	0.48
23:BB:465:G:H2'	23:BB:466:A:C8	2.49	0.48
23:BB:639:U:H2'	23:BB:640:C:H6	1.79	0.48
23:BB:1275:A:H2'	23:BB:1275:A:N3	2.28	0.48
23:BB:1335:C:H2'	23:BB:1336:A:C8	2.49	0.48
23:BB:2216:G:H2'	23:BB:2217:G:C8	2.47	0.48
23:BB:2311:A:C2	47:BF:84:ILE:HD11	2.49	0.48
23:BB:2391:G:P	34:B3:34:LYS:HZ3	2.35	0.48
23:BB:2821:A:OP2	26:BD:115:GLY:HA3	2.13	0.48
23:BB:2838:G:H2'	23:BB:2839:G:C8	2.49	0.48
26:BD:116:LYS:HB2	26:BD:165:MET:HB3	1.95	0.48
29:BE:106:LYS:HG3	29:BE:200:LEU:HD12	1.95	0.48
29:BE:134:LEU:O	29:BE:138:LEU:HG	2.14	0.48
31:B0:38:LEU:HB3	31:B0:41:HIS:NE2	2.29	0.48
32:B4:27:CYS:CB	32:B4:33:HIS:HB2	2.44	0.48
39:BX:7:ARG:CZ	39:BX:7:ARG:HA	2.43	0.48
39:BX:47:ARG:HH21	39:BX:47:ARG:HG3	1.79	0.48
41:BJ:17:VAL:CG2	41:BJ:137:PRO:HB2	2.36	0.48
42:BN:13:ASN:OD1	42:BN:15:SER:HB3	2.14	0.48
46:BU:40:LEU:H	46:BU:40:LEU:HD12	1.79	0.48
47:BF:24:VAL:O	47:BF:27:VAL:HG22	2.13	0.48
47:BF:128:SER:HB3	47:BF:154:THR:OG1	2.14	0.48
48:BG:102:ILE:HD11	48:BG:116:LEU:HD21	1.96	0.48
52:BW:67:LYS:O	52:BW:68:PHE:HB2	2.13	0.48
4:CE:61:LYS:HZ3	4:CE:61:LYS:HB3	1.79	0.48

Continued on next page...

Continued from previous page...

Atom-1	Atom-2	Interatomic distance (Å)	Clash overlap (Å)
6:CG:46:LEU:HD11	6:CG:61:PHE:HB2	1.95	0.48
6:CG:110:ARG:NE	6:CG:122:GLU:HB2	2.27	0.48
8:CI:46:VAL:HG23	8:CI:47:VAL:N	2.29	0.48
11:CL:80:LEU:O	11:CL:97:VAL:HG23	2.14	0.48
18:CS:43:MET:CB	18:CS:61:VAL:HG21	2.44	0.48
1:CA:470:C:H2'	1:CA:471:U:C6	2.48	0.48
1:CA:979:C:H1'	1:CA:1317:C:H41	1.79	0.48
1:CA:986:U:H2'	1:CA:987:G:C8	2.48	0.48
1:CA:986:U:H2'	1:CA:987:G:O4'	2.13	0.48
1:CA:1521:C:H2'	1:CA:1522:U:H6	1.79	0.48
22:DA:28:C:OP1	43:DO:31:THR:HG21	2.14	0.48
23:DB:192:C:O2'	23:DB:802:A:N3	2.39	0.48
23:DB:709:U:H2'	23:DB:710:U:C6	2.49	0.48
23:DB:754:U:H2'	23:DB:755:U:H6	1.78	0.48
23:DB:870:U:O2'	23:DB:871:U:H5'	2.14	0.48
23:DB:1042:G:H2'	23:DB:1043:C:C6	2.48	0.48
23:DB:1351:C:O2'	23:DB:1571:A:H1'	2.14	0.48
23:DB:1373:A:H2'	23:DB:1374:G:O4'	2.13	0.48
23:DB:1517:G:O2'	23:DB:1518:C:H5'	2.14	0.48
23:DB:2076:U:O2	23:DB:2076:U:O4'	2.31	0.48
23:DB:2352:A:N1	52:DW:30:VAL:CG1	2.77	0.48
23:DB:2590:A:O2'	23:DB:2591:C:H5'	2.14	0.48
23:DB:2648:G:H2'	23:DB:2649:C:C6	2.49	0.48
24:DI:72:THR:CG2	24:DI:112:LYS:HD2	2.43	0.48
25:DC:153:LEU:HD13	25:DC:175:LEU:HD22	1.94	0.48
29:DE:134:LEU:O	29:DE:138:LEU:HG	2.13	0.48
29:DE:181:ILE:HG12	37:DL:2:ARG:NH2	2.29	0.48
30:DY:16:LEU:HD23	30:DY:19:HIS:CD2	2.49	0.48
33:D1:35:LEU:O	33:D1:36:LYS:HB2	2.11	0.48
35:DV:3:THR:HA	35:DV:62:THR:OG1	2.14	0.48
41:DJ:65:THR:HG23	41:DJ:66:GLY:N	2.29	0.48
42:DN:102:PHE:H	42:DN:109:PRO:HA	1.78	0.48
1:AA:555:U:H2'	1:AA:556:C:H6	1.77	0.48
1:AA:986:U:H2'	1:AA:987:G:O4'	2.13	0.48
1:AA:1293:C:O2'	1:AA:1294:G:H5'	2.14	0.48
1:AA:1487:G:O2'	1:AA:1488:G:H5'	2.14	0.48
2:AC:70:ALA:HA	2:AC:105:VAL:CG1	2.44	0.48
4:AE:103:GLY:O	4:AE:121:ASN:HA	2.14	0.48
6:AG:46:LEU:HD11	6:AG:61:PHE:HB2	1.95	0.48
11:AL:13:ARG:HB2	11:AL:14:LYS:H	1.43	0.48
17:AR:23:LYS:HD2	17:AR:23:LYS:C	2.35	0.48

Continued on next page...

Continued from previous page...

Atom-1	Atom-2	Interatomic distance (Å)	Clash overlap (Å)
20:AB:160:LEU:HD13	20:AB:175:ALA:HB2	1.96	0.48
23:BB:596:U:H2'	23:BB:597:G:H8	1.78	0.48
23:BB:1183:U:H2'	23:BB:1184:U:C6	2.49	0.48
23:BB:1600:C:OP1	50:BT:81:LYS:HE3	2.14	0.48
23:BB:1652:A:H62	42:BN:11:ASN:HD21	1.61	0.48
23:BB:1909:C:O2	23:BB:1909:C:C2'	2.62	0.48
23:BB:2023:C:H4'	23:BB:2617:U:O3'	2.13	0.48
23:BB:2360:G:H4'	37:BL:61:LEU:HD11	1.96	0.48
23:BB:2749:A:P	23:BB:2750:A:H3'	2.54	0.48
23:BB:2887:A:C4	31:B0:39:ARG:NH2	2.80	0.48
23:BB:2899:A:H2'	23:BB:2900:A:H8	1.78	0.48
24:BI:116:MET:SD	24:BI:124:MET:HB2	2.54	0.48
30:BY:52:PHE:H	30:BY:52:PHE:HD1	1.62	0.48
35:BV:48:MET:O	35:BV:51:GLN:HG3	2.13	0.48
37:BL:125:LEU:H	37:BL:143:GLU:HG3	1.79	0.48
38:BM:71:LYS:HB3	38:BM:93:VAL:HG12	1.96	0.48
40:BH:57:LYS:CG	40:BH:58:LEU:N	2.77	0.48
44:BQ:94:LEU:C	44:BQ:96:ASP:N	2.67	0.48
2:CC:54:ILE:HG23	2:CC:54:ILE:O	2.14	0.48
3:CD:197:HIS:O	3:CD:201:GLU:HG3	2.14	0.48
3:CD:201:GLU:OE1	4:CE:104:ILE:HG22	2.13	0.48
4:CE:33:THR:HB	4:CE:49:TYR:CE1	2.48	0.48
6:CG:108:ARG:HA	6:CG:115:MET:HE1	1.96	0.48
8:CI:87:MET:HE1	8:CI:88:GLU:HA	1.95	0.48
8:CI:94:ARG:HB3	8:CI:94:ARG:NH1	2.15	0.48
9:CJ:59:LYS:O	9:CJ:62:ARG:HG2	2.14	0.48
11:CL:20:VAL:HG23	11:CL:20:VAL:O	2.14	0.48
1:CA:71:A:HO2'	1:CA:72:A:H5''	1.78	0.48
1:CA:373:A:H1'	1:CA:481:G:N3	2.29	0.48
1:CA:812:G:OP1	1:CA:812:G:C4'	2.62	0.48
1:CA:883:C:O2'	1:CA:884:U:H5'	2.14	0.48
1:CA:1451:U:H4'	1:CA:1452:C:OP1	2.09	0.48
23:DB:322:A:C2	23:DB:340:A:C6	3.02	0.48
23:DB:374:A:N6	23:DB:400:G:H1'	2.29	0.48
23:DB:901:C:H2'	23:DB:902:C:H6	1.79	0.48
23:DB:1110:G:H21	23:DB:1111:A:N6	2.12	0.48
23:DB:1693:U:H4'	23:DB:1694:C:OP2	2.14	0.48
23:DB:1813:G:C2	25:DC:49:THR:HG21	2.48	0.48
23:DB:1910:G:O2'	23:DB:1911:U:H5'	2.14	0.48
23:DB:1921:G:O2'	23:DB:1922:G:H5'	2.14	0.48
23:DB:1998:A:H2'	23:DB:1999:C:C6	2.49	0.48

Continued on next page...

Continued from previous page...

Atom-1	Atom-2	Interatomic distance (Å)	Clash overlap (Å)
23:DB:2064:C:H2'	23:DB:2065:C:H6	1.79	0.48
23:DB:2339:C:H2'	23:DB:2340:A:C8	2.49	0.48
23:DB:2590:A:H2'	23:DB:2591:C:C6	2.48	0.48
23:DB:2772:C:H2'	23:DB:2773:C:C6	2.49	0.48
23:DB:2831:G:OP1	23:DB:2834:G:H4'	2.13	0.48
24:DI:100:ILE:O	24:DI:139:VAL:HG13	2.14	0.48
25:DC:132:ARG:HA	25:DC:166:ARG:HH11	1.79	0.48
39:DX:27:ASN:N	39:DX:27:ASN:HD22	2.11	0.48
40:DH:3:VAL:HB	40:DH:38:PRO:HA	1.96	0.48
41:DJ:122:LEU:C	41:DJ:123:LYS:HD2	2.34	0.48
45:DS:12:SER:O	45:DS:13:SER:HB3	2.14	0.48
51:DZ:35:SER:HA	51:DZ:50:ARG:HA	1.94	0.48
1:AA:240:G:H5'	1:AA:240:G:C8	2.47	0.47
1:AA:967:C:H2'	1:AA:968:A:C2	2.48	0.47
1:AA:1272:G:H2'	1:AA:1273:C:C6	2.48	0.47
1:AA:1408:A:OP1	1:AA:1408:A:H4'	2.14	0.47
3:AD:36:ALA:C	3:AD:38:GLY:H	2.16	0.47
3:AD:160:LEU:HD13	3:AD:160:LEU:N	2.24	0.47
4:AE:80:LEU:HD11	4:AE:95:MET:HG2	1.94	0.47
5:AF:18:VAL:N	5:AF:19:PRO:HD2	2.29	0.47
5:AF:81:ASN:HB3	5:AF:84:VAL:CG1	2.42	0.47
6:AG:149:ALA:H	10:AK:55:ARG:HH22	1.62	0.47
10:AK:28:ASN:HB2	10:AK:56:LYS:NZ	2.29	0.47
12:AM:6:ILE:O	12:AM:7:ASN:C	2.51	0.47
19:AT:67:HIS:ND1	19:AT:68:LYS:N	2.57	0.47
22:BA:95:U:H2'	22:BA:96:G:H8	1.79	0.47
23:BB:112:U:H2'	23:BB:113:U:H5'	1.96	0.47
23:BB:322:A:C2	23:BB:340:A:C6	3.02	0.47
23:BB:589:U:H2'	23:BB:590:A:C8	2.49	0.47
23:BB:912:C:O2'	23:BB:913:U:H5'	2.14	0.47
23:BB:1813:G:H21	25:BC:49:THR:HG22	1.78	0.47
23:BB:1846:G:H3'	23:BB:1847:A:N3	2.29	0.47
23:BB:1924:C:H2'	23:BB:1925:C:H6	1.78	0.47
23:BB:2076:U:O2	23:BB:2076:U:O4'	2.31	0.47
23:BB:2078:C:H2'	23:BB:2079:U:C6	2.49	0.47
23:BB:2699:C:H2'	23:BB:2700:A:C8	2.49	0.47
24:BI:85:ILE:CD1	24:BI:137:LEU:HD21	2.44	0.47
25:BC:27:LYS:HG2	25:BC:28:PRO:HD2	1.95	0.47
25:BC:106:PRO:O	25:BC:109:LEU:HD13	2.13	0.47
29:BE:52:VAL:HG21	29:BE:82:GLY:H	1.79	0.47
29:BE:136:GLN:HE22	29:BE:139:LYS:HD3	1.79	0.47

Continued on next page...

Continued from previous page...

Atom-1	Atom-2	Interatomic distance (Å)	Clash overlap (Å)
34:B3:12:ARG:HD3	37:BL:61:LEU:O	2.13	0.47
34:B3:22:LYS:HA	34:B3:47:ALA:O	2.14	0.47
37:BL:134:ALA:HA	37:BL:137:ALA:HB3	1.95	0.47
38:BM:19:GLY:HA3	38:BM:38:ARG:HH22	1.79	0.47
38:BM:105:MET:SD	38:BM:108:VAL:HG11	2.54	0.47
40:BH:3:VAL:HB	40:BH:38:PRO:HA	1.96	0.47
40:BH:8:LYS:O	40:BH:13:GLY:HA3	2.14	0.47
40:BH:116:ARG:HB3	40:BH:131:SER:N	2.23	0.47
48:BG:24:THR:HB	48:BG:32:LEU:CD2	2.43	0.47
48:BG:25:ILE:HG22	48:BG:78:VAL:HG21	1.96	0.47
50:BT:39:THR:HG23	50:BT:41:ALA:N	2.25	0.47
5:CF:18:VAL:O	5:CF:22:ILE:HG13	2.14	0.47
8:CI:43:ALA:O	8:CI:46:VAL:HG22	2.13	0.47
11:CL:86:VAL:CG1	11:CL:89:LEU:HD23	2.43	0.47
13:CN:40:ARG:HH12	18:CS:6:LYS:HG2	1.77	0.47
13:CN:50:LEU:CD2	13:CN:51:PRO:HD3	2.44	0.47
17:CR:23:LYS:C	17:CR:23:LYS:HD2	2.34	0.47
1:CA:35:G:H2'	1:CA:36:C:H6	1.79	0.47
1:CA:344:A:H4'	1:CA:345:C:OP2	2.14	0.47
1:CA:629:A:H2'	1:CA:630:A:O4'	2.14	0.47
1:CA:1072:G:H2'	1:CA:1073:U:C6	2.49	0.47
1:CA:1163:A:H2'	1:CA:1164:G:C8	2.48	0.47
1:CA:1323:G:H2'	1:CA:1324:A:H8	1.71	0.47
23:DB:616:A:H4'	29:DE:101:TYR:CE2	2.49	0.47
23:DB:783:A:H2'	23:DB:784:G:O5'	2.14	0.47
23:DB:1794:A:O2'	23:DB:1795:C:H5'	2.14	0.47
23:DB:1838:C:N4	23:DB:1898:U:H2'	2.28	0.47
26:DD:21:SER:CB	27:DK:73:ASP:HA	2.44	0.47
26:DD:118:PHE:CZ	26:DD:123:LYS:HD2	2.49	0.47
31:D0:53:VAL:HG12	31:D0:54:ILE:H	1.78	0.47
34:D3:7:ARG:NH1	34:D3:7:ARG:HG3	2.28	0.47
35:DV:9:ARG:HH22	35:DV:12:GLN:HA	1.74	0.47
36:D2:19:ARG:HB3	36:D2:19:ARG:HH21	1.79	0.47
38:DM:63:ILE:HG22	38:DM:64:TRP:N	2.28	0.47
40:DH:94:ILE:HB	40:DH:122:LEU:CB	2.44	0.47
42:DN:19:ALA:HA	42:DN:22:ARG:HB3	1.95	0.47
43:DO:100:HIS:CA	43:DO:104:GLN:HB2	2.44	0.47
1:AA:113:G:H2'	1:AA:114:U:C6	2.49	0.47
1:AA:118:U:O4	1:AA:288:A:H2'	2.14	0.47
1:AA:403:C:O2'	1:AA:404:G:H5'	2.14	0.47
1:AA:712:A:O2'	1:AA:713:G:H5'	2.13	0.47

Continued on next page...

Continued from previous page...

Atom-1	Atom-2	Interatomic distance (Å)	Clash overlap (Å)
1:AA:777:A:H2'	1:AA:778:G:H8	1.79	0.47
1:AA:1526:G:H2'	1:AA:1527:U:C6	2.50	0.47
4:AE:29:ILE:O	4:AE:29:ILE:HG22	2.14	0.47
5:AF:92:THR:HG22	5:AF:94:HIS:N	2.07	0.47
7:AH:91:LEU:HD12	7:AH:116:ARG:HB2	1.96	0.47
9:AJ:24:GLU:O	9:AJ:28:THR:HG23	2.15	0.47
11:AL:23:LEU:O	11:AL:25:ALA:N	2.47	0.47
13:AN:51:PRO:O	13:AN:52:ARG:HB3	2.14	0.47
19:AT:68:LYS:HA	19:AT:68:LYS:HZ3	1.77	0.47
20:AB:93:HIS:HD2	20:AB:94:ARG:NH2	2.12	0.47
23:BB:37:C:O2'	29:BE:45:ALA:HA	2.14	0.47
23:BB:139:U:H5''	23:BB:140:C:C5	2.49	0.47
23:BB:673:C:C2'	23:BB:674:G:H5'	2.44	0.47
23:BB:771:G:O2'	23:BB:772:C:H5'	2.14	0.47
23:BB:871:U:H5''	38:BM:68:PHE:CZ	2.49	0.47
23:BB:1408:G:O2'	23:BB:1409:U:H5'	2.14	0.47
23:BB:1523:U:H5''	23:BB:1524:G:N7	2.30	0.47
23:BB:1641:A:H2'	23:BB:1642:G:O4'	2.14	0.47
23:BB:2147:A:H5''	23:BB:2148:G:C8	2.50	0.47
23:BB:2483:C:O2	38:BM:123:LYS:HD2	2.15	0.47
23:BB:2568:U:H2'	23:BB:2569:G:O4'	2.13	0.47
25:BC:155:ARG:HH11	25:BC:155:ARG:HB3	1.79	0.47
25:BC:245:THR:C	25:BC:247:TRP:H	2.17	0.47
27:BK:47:ILE:CG1	27:BK:48:PRO:HD2	2.35	0.47
33:B1:26:LYS:HD3	33:B1:52:LYS:O	2.14	0.47
33:B1:47:ILE:N	33:B1:47:ILE:HD12	2.28	0.47
37:BL:17:LYS:HD2	37:BL:19:LEU:HD11	1.95	0.47
41:BJ:44:TYR:CD1	44:BQ:59:LEU:HD11	2.49	0.47
42:BN:20:MET:HG3	42:BN:21:PHE:N	2.29	0.47
44:BQ:78:PHE:CZ	44:BQ:82:LEU:HD11	2.49	0.47
51:BZ:35:SER:HA	51:BZ:50:ARG:HA	1.95	0.47
52:BW:65:LYS:NZ	52:BW:84:GLU:HB2	2.29	0.47
2:CC:35:ASP:O	2:CC:39:ARG:HG3	2.15	0.47
5:CF:68:GLN:O	5:CF:71:ILE:HG13	2.13	0.47
9:CJ:10:LEU:CD2	9:CJ:98:VAL:HG12	2.44	0.47
14:CO:74:ASP:OD1	14:CO:76:ALA:HB3	2.15	0.47
17:CR:57:ALA:HA	17:CR:60:ARG:HH11	1.78	0.47
20:CB:202:ASN:ND2	20:CB:204:ASP:N	2.49	0.47
1:CA:218:U:H2'	1:CA:219:U:C6	2.49	0.47
1:CA:317:U:H2'	1:CA:318:G:H8	1.78	0.47
1:CA:711:G:O2'	1:CA:712:A:H5'	2.13	0.47

Continued on next page...

Continued from previous page...

Atom-1	Atom-2	Interatomic distance (Å)	Clash overlap (Å)
1:CA:921:U:H2'	1:CA:922:G:O4'	2.14	0.47
1:CA:1028:C:O2	1:CA:1028:C:H2'	2.14	0.47
1:CA:1238:A:C8	1:CA:1303:C:H1'	2.49	0.47
1:CA:1386:G:H2'	1:CA:1387:G:C8	2.43	0.47
23:DB:485:C:H2'	23:DB:486:C:H6	1.79	0.47
23:DB:607:U:O4	23:DB:619:G:H2'	2.14	0.47
23:DB:655:A:H4'	23:DB:656:G:H5'	1.96	0.47
23:DB:933:A:H5'	23:DB:934:U:OP2	2.14	0.47
23:DB:1023:U:H2'	23:DB:1024:G:H5'	1.96	0.47
23:DB:2355:G:H4'	52:DW:20:LEU:HD13	1.95	0.47
23:DB:2385:C:H2'	23:DB:2386:A:H8	1.79	0.47
23:DB:2849:U:N3	23:DB:2867:G:C8	2.83	0.47
25:DC:4:LYS:HE3	25:DC:13:ARG:O	2.13	0.47
28:DP:50:ARG:CB	28:DP:57:ALA:H	2.24	0.47
31:D0:29:VAL:HG22	31:D0:30:ASP:H	1.79	0.47
31:D0:42:ILE:HG12	42:DN:99:LYS:O	2.13	0.47
32:D4:3:VAL:HG23	32:D4:4:ARG:H	1.78	0.47
37:DL:19:LEU:HD23	37:DL:31:GLY:HA3	1.95	0.47
41:DJ:25:LEU:HD23	41:DJ:101:ILE:HD13	1.96	0.47
41:DJ:42:ALA:O	41:DJ:44:TYR:N	2.46	0.47
41:DJ:59:ALA:CB	41:DJ:101:ILE:HG13	2.44	0.47
41:DJ:88:THR:HG22	41:DJ:91:GLU:OE1	2.14	0.47
1:AA:415:A:N1	1:AA:428:G:O6	2.47	0.47
1:AA:575:G:H4'	1:AA:576:C:O5'	2.14	0.47
1:AA:820:U:H4'	1:AA:821:G:OP2	2.14	0.47
1:AA:833:G:O2'	1:AA:834:U:H5'	2.13	0.47
1:AA:1240:U:H3	6:AG:29:LEU:HD23	1.79	0.47
2:AC:182:ASP:HB2	2:AC:203:LYS:HE2	1.97	0.47
5:AF:12:PRO:HG3	5:AF:54:LEU:HG	1.95	0.47
5:AF:61:LEU:HD13	5:AF:62:MET:H	1.80	0.47
8:AI:46:VAL:HG23	8:AI:47:VAL:N	2.30	0.47
8:AI:87:MET:CE	8:AI:91:GLU:HG2	2.44	0.47
11:AL:30:ARG:HB3	11:AL:57:THR:CG2	2.44	0.47
12:AM:5:GLY:O	12:AM:7:ASN:N	2.47	0.47
16:AQ:75:VAL:HG23	16:AQ:76:ARG:N	2.30	0.47
18:AS:43:MET:CB	18:AS:61:VAL:HG21	2.44	0.47
20:AB:23:ASN:HD22	20:AB:24:PRO:CD	2.27	0.47
20:AB:42:LEU:HA	20:AB:45:THR:OG1	2.14	0.47
23:BB:131:A:H2'	23:BB:132:G:C8	2.48	0.47
23:BB:350:G:H2'	23:BB:351:C:O4'	2.14	0.47
23:BB:354:A:H2'	23:BB:355:U:C6	2.49	0.47

Continued on next page...

Continued from previous page...

Atom-1	Atom-2	Interatomic distance (Å)	Clash overlap (Å)
23:BB:927:A:H2'	23:BB:928:A:C8	2.50	0.47
23:BB:1564:C:O2'	23:BB:1565:C:H5'	2.14	0.47
23:BB:2369:A:O2'	23:BB:2370:G:H5'	2.14	0.47
24:BI:135:MET:HG3	24:BI:137:LEU:HG	1.96	0.47
25:BC:54:GLY:O	25:BC:214:GLY:HA2	2.14	0.47
30:BY:29:ARG:H	30:BY:33:HIS:CD2	2.32	0.47
38:BM:42:THR:O	38:BM:44:ARG:N	2.46	0.47
41:BJ:65:THR:HG23	41:BJ:66:GLY:N	2.29	0.47
42:BN:30:ARG:HH12	42:BN:74:GLU:CD	2.18	0.47
43:BO:106:LEU:O	43:BO:109:ALA:HB3	2.14	0.47
44:BQ:59:LEU:HD13	44:BQ:59:LEU:C	2.35	0.47
46:BU:27:VAL:HB	46:BU:33:VAL:HG12	1.95	0.47
47:BF:135:ILE:HG13	47:BF:137:PHE:H	1.78	0.47
49:BR:49:ILE:HG21	49:BR:53:PHE:C	2.35	0.47
50:BT:32:LEU:HG	50:BT:83:ALA:CB	2.45	0.47
52:BW:27:GLY:O	52:BW:63:ASP:HA	2.14	0.47
53:B6:30:THR:C	53:B6:32:ARG:N	2.66	0.47
3:CD:64:TYR:CD2	3:CD:93:LEU:HB3	2.50	0.47
9:CJ:7:ARG:O	9:CJ:100:ILE:HA	2.14	0.47
9:CJ:7:ARG:HG2	9:CJ:75:ASP:OD2	2.13	0.47
9:CJ:65:TYR:HB3	13:CN:95:LEU:HD11	1.96	0.47
9:CJ:92:LEU:N	9:CJ:92:LEU:HD22	2.29	0.47
20:CB:26:MET:SD	20:CB:192:PRO:HD3	2.54	0.47
20:CB:113:LEU:HD12	20:CB:147:LEU:HB2	1.95	0.47
1:CA:1038:C:H2'	1:CA:1039:G:H8	1.75	0.47
1:CA:1404:C:H2'	1:CA:1405:G:H8	1.78	0.47
23:DB:179:C:O2'	23:DB:180:G:H5'	2.14	0.47
23:DB:231:A:H3'	23:DB:232:G:C8	2.48	0.47
23:DB:710:U:H2'	23:DB:711:G:C8	2.49	0.47
23:DB:1031:G:H4'	32:D4:6:SER:HB3	1.95	0.47
23:DB:1442:U:H2'	23:DB:1443:U:H6	1.79	0.47
23:DB:1678:A:O2'	23:DB:1679:A:H5'	2.14	0.47
23:DB:1813:G:H21	25:DC:49:THR:HG22	1.78	0.47
23:DB:1857:G:O2'	23:DB:1858:A:H8	1.97	0.47
23:DB:2526:G:H2'	23:DB:2527:C:H6	1.80	0.47
25:DC:6:LYS:O	25:DC:8:THR:HG23	2.14	0.47
29:DE:29:HIS:HA	29:DE:32:VAL:HG22	1.95	0.47
29:DE:148:ILE:HD13	29:DE:187:VAL:CG2	2.43	0.47
32:D4:6:SER:O	32:D4:7:VAL:C	2.52	0.47
34:D3:7:ARG:HG3	34:D3:7:ARG:HH11	1.78	0.47
37:DL:101:ILE:HG22	37:DL:102:GLY:N	2.29	0.47

Continued on next page...

Continued from previous page...

Atom-1	Atom-2	Interatomic distance (Å)	Clash overlap (Å)
37:DL:125:LEU:H	37:DL:143:GLU:HG3	1.79	0.47
41:DJ:74:TYR:HE2	41:DJ:103:ILE:HD11	1.79	0.47
43:DO:36:TYR:N	43:DO:36:TYR:CD2	2.82	0.47
44:DQ:109:VAL:CG1	44:DQ:113:LYS:HE3	2.43	0.47
48:DG:9:VAL:O	48:DG:11:PRO:HD3	2.13	0.47
48:DG:10:VAL:HG21	48:DG:44:HIS:HE1	1.79	0.47
49:DR:7:SER:OG	49:DR:8:GLY:N	2.47	0.47
49:DR:11:GLN:HE22	49:DR:39:LEU:HD11	1.78	0.47
52:DW:24:ARG:HA	52:DW:66:VAL:N	2.16	0.47
52:DW:30:VAL:O	52:DW:30:VAL:HG22	2.14	0.47
1:AA:488:C:O2'	1:AA:489:C:H5'	2.14	0.47
1:AA:632:U:H5''	1:AA:633:G:C8	2.49	0.47
1:AA:1485:U:O2'	1:AA:1486:G:H5'	2.15	0.47
2:AC:110:LEU:HD11	2:AC:143:LEU:O	2.14	0.47
4:AE:28:ARG:HH21	4:AE:30:PHE:CA	2.25	0.47
12:AM:56:ARG:O	12:AM:59:VAL:HG12	2.14	0.47
13:AN:2:LYS:HB3	13:AN:5:MET:HB2	1.95	0.47
13:AN:70:HIS:O	13:AN:71:GLY:C	2.53	0.47
20:AB:63:LYS:HG2	20:AB:224:ARG:CZ	2.45	0.47
23:BB:3:U:O2'	23:BB:4:U:P	2.72	0.47
23:BB:90:U:H2'	23:BB:91:A:H2	1.77	0.47
23:BB:189:G:H2'	23:BB:205:G:H22	1.77	0.47
23:BB:452:G:OP1	29:BE:53:THR:HG23	2.13	0.47
23:BB:541:A:H2'	23:BB:542:C:C6	2.48	0.47
23:BB:1475:G:H1'	23:BB:1476:U:H5	1.78	0.47
23:BB:1590:A:H2'	23:BB:1591:A:C8	2.49	0.47
23:BB:1789:A:H2'	23:BB:1790:C:H6	1.80	0.47
23:BB:1824:G:O3'	25:BC:246:PRO:HD3	2.13	0.47
23:BB:2415:G:C4'	37:BL:66:PHE:HB2	2.44	0.47
23:BB:2606:C:O2'	23:BB:2607:G:H5'	2.14	0.47
23:BB:2866:U:H4'	23:BB:2867:G:H4'	1.96	0.47
25:BC:143:VAL:O	25:BC:151:GLY:HA2	2.14	0.47
30:BY:2:LYS:H	30:BY:2:LYS:CD	2.27	0.47
32:B4:15:LYS:O	32:B4:15:LYS:HE2	2.14	0.47
33:B1:8:ILE:CG2	33:B1:51:ALA:HA	2.44	0.47
39:BX:36:GLN:O	39:BX:37:LEU:O	2.32	0.47
41:BJ:105:VAL:HG21	41:BJ:122:LEU:HD22	1.96	0.47
41:BJ:126:ALA:HB3	41:BJ:129:GLU:OE2	2.14	0.47
43:BO:35:ILE:CG1	43:BO:102:ARG:HE	2.27	0.47
43:BO:36:TYR:CD2	43:BO:36:TYR:N	2.82	0.47
43:BO:100:HIS:CA	43:BO:104:GLN:HB2	2.44	0.47

Continued on next page...

Continued from previous page...

Atom-1	Atom-2	Interatomic distance (Å)	Clash overlap (Å)
47:BF:19:PHE:CZ	47:BF:164:GLU:HA	2.49	0.47
47:BF:48:LEU:O	47:BF:51:ASN:HB2	2.15	0.47
47:BF:119:LYS:C	47:BF:121:PHE:H	2.17	0.47
47:BF:121:PHE:HA	47:BF:126:ASN:O	2.15	0.47
47:BF:131:VAL:O	47:BF:132:ARG:HB2	2.14	0.47
48:BG:84:LYS:HB3	48:BG:132:LEU:O	2.15	0.47
49:BR:39:LEU:HB3	49:BR:53:PHE:HA	1.96	0.47
52:BW:59:PHE:CD2	52:BW:61:LYS:HD2	2.50	0.47
3:CD:77:GLU:HA	3:CD:80:ARG:HG2	1.96	0.47
6:CG:12:LEU:HD13	6:CG:13:PRO:HD2	1.96	0.47
11:CL:48:LEU:O	11:CL:50:LYS:HD2	2.14	0.47
12:CM:78:ARG:HH12	18:CS:68:HIS:CE1	2.31	0.47
20:CB:19:THR:HG23	20:CB:20:ARG:N	2.25	0.47
1:CA:170:U:O2'	1:CA:171:A:H5'	2.14	0.47
1:CA:259:G:O2'	1:CA:260:G:H5'	2.14	0.47
1:CA:302:G:O2'	1:CA:303:A:H5'	2.14	0.47
1:CA:669:G:O2'	1:CA:670:G:H5'	2.14	0.47
1:CA:1172:C:O2'	1:CA:1173:U:H5'	2.15	0.47
1:CA:1239:A:H4'	1:CA:1240:U:H5'	1.95	0.47
1:CA:1347:G:H22	1:CA:1373:G:H2'	1.77	0.47
1:CA:1509:C:O2'	1:CA:1510:C:H5'	2.14	0.47
21:CU:42:THR:HB	21:CU:46:ARG:NE	2.20	0.47
23:DB:315:G:H2'	23:DB:316:C:H6	1.79	0.47
23:DB:852:U:H2'	23:DB:853:C:H6	1.78	0.47
23:DB:966:G:H1'	23:DB:2267:A:N6	2.30	0.47
23:DB:997:G:H5'	44:DQ:92:LYS:HZ3	1.79	0.47
23:DB:1117:C:H2'	23:DB:1118:C:C6	2.46	0.47
23:DB:1439:A:C8	23:DB:1440:U:C6	3.03	0.47
23:DB:1461:C:H2'	23:DB:1462:C:C6	2.50	0.47
23:DB:1587:G:O2'	23:DB:1588:G:H5'	2.15	0.47
23:DB:1688:U:O2	23:DB:1700:A:H5'	2.14	0.47
23:DB:2149:U:H6	23:DB:2149:U:O5'	1.97	0.47
23:DB:2227:A:H2'	23:DB:2228:G:O4'	2.14	0.47
24:DI:126:ARG:NH1	24:DI:126:ARG:HB3	2.28	0.47
25:DC:93:VAL:HG13	25:DC:94:LEU:N	2.29	0.47
26:DD:8:LYS:HD3	26:DD:197:THR:H	1.78	0.47
26:DD:48:ILE:HG23	26:DD:82:PHE:HB2	1.96	0.47
27:DK:64:ARG:HG2	27:DK:79:PHE:CD2	2.50	0.47
30:DY:51:SER:HA	30:DY:54:VAL:CG2	2.44	0.47
36:D2:43:THR:O	36:D2:45:SER:N	2.47	0.47
37:DL:136:GLU:HA	37:DL:140:GLY:H	1.79	0.47

Continued on next page...

Continued from previous page...

Atom-1	Atom-2	Interatomic distance (Å)	Clash overlap (Å)
38:DM:40:ARG:HB2	38:DM:93:VAL:HG21	1.95	0.47
40:DH:45:GLU:C	40:DH:47:PHE:H	2.18	0.47
41:DJ:20:ALA:HA	41:DJ:23:LYS:CG	2.43	0.47
41:DJ:44:TYR:CD2	44:DQ:59:LEU:HD21	2.48	0.47
44:DQ:91:ARG:HE	44:DQ:94:LEU:CD2	2.26	0.47
44:DQ:111:LYS:HD3	49:DR:48:LYS:NZ	2.30	0.47
48:DG:132:LEU:N	48:DG:132:LEU:HD23	2.28	0.47
53:D6:61:PRO:CD	53:D6:66:LEU:HA	2.45	0.47
53:D6:74:ASN:O	53:D6:77:LYS:HG2	2.14	0.47
53:D6:107:THR:O	53:D6:111:ARG:HG3	2.14	0.47
1:AA:620:C:C1'	3:AD:131:ILE:HD13	2.44	0.47
1:AA:708:C:O2'	1:AA:709:U:H5'	2.14	0.47
1:AA:821:G:O2'	1:AA:822:U:H5'	2.14	0.47
1:AA:1491:G:N3	1:AA:1491:G:H2'	2.29	0.47
2:AC:54:ILE:HG23	2:AC:54:ILE:O	2.15	0.47
3:AD:152:SER:O	3:AD:155:LYS:HG2	2.14	0.47
8:AI:56:MET:CG	8:AI:57:VAL:N	2.77	0.47
9:AJ:15:HIS:O	9:AJ:18:ILE:HG22	2.14	0.47
9:AJ:57:VAL:HG13	9:AJ:58:ASN:N	2.28	0.47
13:AN:73:LEU:HD12	13:AN:83:VAL:HG21	1.96	0.47
18:AS:48:ILE:HG21	18:AS:70:LEU:HD21	1.95	0.47
23:BB:276:U:H1'	23:BB:362:A:H61	1.78	0.47
23:BB:319:G:H2'	23:BB:320:A:O4'	2.15	0.47
23:BB:345:A:N3	23:BB:346:A:N1	2.62	0.47
23:BB:717:C:C3'	23:BB:718:A:H5''	2.41	0.47
23:BB:1063:G:H4'	24:BI:135:MET:CB	2.45	0.47
23:BB:1429:G:O2'	23:BB:1430:G:H5'	2.15	0.47
23:BB:1688:U:O2	23:BB:1700:A:H5'	2.15	0.47
23:BB:1912:A:C6	23:BB:1918:A:N3	2.82	0.47
23:BB:2013:A:N3	45:BS:88:ARG:NH1	2.61	0.47
23:BB:2262:U:H4'	23:BB:2328:A:C2	2.49	0.47
23:BB:2282:G:H4'	23:BB:2389:G:O2'	2.15	0.47
23:BB:2353:G:N3	52:BW:30:VAL:HG13	2.30	0.47
23:BB:2590:A:H2'	23:BB:2591:C:C6	2.49	0.47
23:BB:2590:A:H2'	23:BB:2591:C:H6	1.79	0.47
23:BB:2811:G:O2'	23:BB:2812:G:H5'	2.14	0.47
25:BC:6:LYS:O	25:BC:8:THR:HG23	2.13	0.47
25:BC:189:ALA:C	25:BC:190:THR:HG23	2.34	0.47
26:BD:55:LYS:HB3	26:BD:55:LYS:NZ	2.26	0.47
28:BP:32:VAL:O	28:BP:36:LYS:O	2.32	0.47
38:BM:66:ARG:HG3	38:BM:101:VAL:HG22	1.96	0.47

Continued on next page...

Continued from previous page...

Atom-1	Atom-2	Interatomic distance (Å)	Clash overlap (Å)
40:BH:106:ALA:C	40:BH:108:VAL:H	2.16	0.47
45:BS:66:ILE:HD13	45:BS:66:ILE:N	2.20	0.47
45:BS:73:LYS:HE3	45:BS:74:ILE:N	2.30	0.47
48:BG:88:LEU:O	48:BG:88:LEU:HD12	2.14	0.47
49:BR:7:SER:OG	49:BR:8:GLY:N	2.48	0.47
50:BT:40:LYS:HA	50:BT:43:ILE:CG2	2.45	0.47
4:CE:28:ARG:NH2	4:CE:30:PHE:HB3	2.29	0.47
16:CQ:75:VAL:HG23	16:CQ:76:ARG:N	2.29	0.47
19:CT:67:HIS:ND1	19:CT:68:LYS:N	2.57	0.47
20:CB:80:LYS:HB2	20:CB:90:PHE:CE1	2.49	0.47
1:CA:118:U:O4	1:CA:288:A:H2'	2.13	0.47
1:CA:366:A:H2	1:CA:394:G:H1	1.60	0.47
1:CA:394:G:H2'	1:CA:395:C:C6	2.49	0.47
1:CA:1010:U:H2'	1:CA:1011:C:H6	1.79	0.47
1:CA:1097:C:H2'	1:CA:1098:C:C6	2.49	0.47
23:DB:21:A:H2'	23:DB:22:C:C6	2.49	0.47
23:DB:659:G:H4'	29:DE:95:LYS:HD2	1.97	0.47
23:DB:929:U:O2'	23:DB:930:G:H5'	2.14	0.47
23:DB:1812:U:H4'	25:DC:44:ASN:OD1	2.14	0.47
23:DB:1919:A:N3	23:DB:1919:A:H2'	2.28	0.47
23:DB:2102:G:H2'	23:DB:2103:C:O4'	2.15	0.47
23:DB:2282:G:H5''	23:DB:2283:C:O4'	2.14	0.47
23:DB:2421:G:N7	34:D3:30:HIS:NE2	2.62	0.47
24:DI:89:SER:HA	24:DI:97:VAL:HG11	1.97	0.47
28:DP:32:VAL:O	28:DP:36:LYS:O	2.33	0.47
35:DV:72:VAL:CG1	35:DV:94:ALA:H	2.20	0.47
37:DL:127:VAL:HG22	37:DL:128:THR:O	2.15	0.47
42:DN:12:ARG:HG3	42:DN:13:ASN:ND2	2.30	0.47
42:DN:63:ARG:O	42:DN:66:ALA:HB3	2.14	0.47
49:DR:39:LEU:N	49:DR:39:LEU:HD23	2.29	0.47
1:AA:76:G:H2'	1:AA:77:A:C8	2.49	0.47
1:AA:317:U:H2'	1:AA:318:G:H8	1.79	0.47
1:AA:857:C:H2'	1:AA:858:G:O4'	2.15	0.47
1:AA:1091:U:H2'	1:AA:1093:A:OP2	2.15	0.47
2:AC:156:LEU:HD11	2:AC:165:GLU:HB2	1.97	0.47
4:AE:45:VAL:O	4:AE:71:ILE:HG22	2.15	0.47
4:AE:100:GLU:HA	4:AE:121:ASN:ND2	2.29	0.47
6:AG:148:LYS:HA	6:AG:151:ALA:HB3	1.96	0.47
8:AI:36:GLN:HE21	8:AI:36:GLN:CA	2.27	0.47
8:AI:41:GLU:C	8:AI:43:ALA:H	2.18	0.47
9:AJ:22:THR:OG1	9:AJ:72:ARG:HG3	2.14	0.47

Continued on next page...

Continued from previous page...

Atom-1	Atom-2	Interatomic distance (Å)	Clash overlap (Å)
9:AJ:92:LEU:N	9:AJ:92:LEU:HD22	2.30	0.47
20:AB:48:MET:HE1	20:AB:198:VAL:HB	1.95	0.47
22:BA:54:G:O2'	22:BA:55:U:H5'	2.15	0.47
22:BA:63:C:H2'	22:BA:64:G:H8	1.79	0.47
23:BB:4:U:H2'	23:BB:5:A:H8	1.80	0.47
23:BB:185:G:H4'	23:BB:218:A:H4'	1.96	0.47
23:BB:532:A:N1	23:BB:2020:A:H1'	2.30	0.47
23:BB:1146:C:H2'	23:BB:1147:A:H8	1.77	0.47
23:BB:1349:C:H2'	23:BB:1350:C:H6	1.79	0.47
23:BB:1568:G:H4'	25:BC:58:LYS:CB	2.45	0.47
23:BB:1731:G:O2'	23:BB:1732:C:H5''	2.14	0.47
23:BB:1857:G:O2'	23:BB:1858:A:H8	1.97	0.47
23:BB:2660:A:H2'	23:BB:2661:G:O4'	2.15	0.47
24:BI:27:LEU:HD23	24:BI:27:LEU:N	2.20	0.47
25:BC:2:VAL:HG23	25:BC:3:VAL:N	2.30	0.47
25:BC:91:ALA:CB	25:BC:105:ALA:HB2	2.44	0.47
25:BC:93:VAL:HG13	25:BC:94:LEU:N	2.30	0.47
25:BC:141:HIS:CG	25:BC:142:ASN:N	2.81	0.47
28:BP:96:LEU:HD12	28:BP:96:LEU:N	2.30	0.47
29:BE:148:ILE:HD13	29:BE:187:VAL:CG2	2.45	0.47
30:BY:25:GLY:HA3	30:BY:46:MET:HE3	1.96	0.47
38:BM:69:PRO:HA	38:BM:94:ALA:HB2	1.96	0.47
47:BF:29:ARG:CD	47:BF:29:ARG:H	2.28	0.47
50:BT:29:THR:H	50:BT:91:GLN:HE22	1.61	0.47
3:CD:89:LEU:O	3:CD:93:LEU:HD12	2.14	0.47
9:CJ:15:HIS:O	9:CJ:18:ILE:HG22	2.15	0.47
9:CJ:22:THR:OG1	9:CJ:72:ARG:HG3	2.13	0.47
9:CJ:76:ILE:O	9:CJ:76:ILE:HD12	2.14	0.47
10:CK:52:ARG:HA	10:CK:56:LYS:HB3	1.96	0.47
11:CL:30:ARG:HB3	11:CL:57:THR:CG2	2.44	0.47
12:CM:42:VAL:HB	12:CM:47:LEU:HD21	1.95	0.47
12:CM:49:GLU:O	12:CM:52:ILE:HB	2.14	0.47
13:CN:79:SER:HG	13:CN:82:LYS:HG2	1.79	0.47
20:CB:128:LEU:HD12	20:CB:129:THR:H	1.79	0.47
1:CA:488:C:O2'	1:CA:489:C:H5'	2.15	0.47
1:CA:1004:A:H2'	1:CA:1005:A:C8	2.50	0.47
23:DB:6:A:H2'	23:DB:7:G:H8	1.79	0.47
23:DB:130:C:O2'	23:DB:131:A:H5'	2.13	0.47
23:DB:160:A:H2'	23:DB:161:A:C8	2.50	0.47
23:DB:833:A:H2'	23:DB:834:G:H8	1.79	0.47
23:DB:1060:U:OP2	24:DI:74:PRO:HA	2.15	0.47

Continued on next page...

Continued from previous page...

Atom-1	Atom-2	Interatomic distance (Å)	Clash overlap (Å)
23:DB:1110:G:N2	23:DB:1111:A:N6	2.63	0.47
23:DB:1636:U:H2'	23:DB:1637:A:C8	2.50	0.47
23:DB:1641:A:H2'	23:DB:1642:G:O4'	2.15	0.47
23:DB:1745:A:H2'	23:DB:1746:A:C8	2.50	0.47
23:DB:2281:A:O2'	23:DB:2282:G:H5'	2.15	0.47
23:DB:2399:G:O2'	23:DB:2400:G:H5'	2.14	0.47
25:DC:121:ALA:O	25:DC:122:ALA:HB2	2.15	0.47
27:DK:64:ARG:NH1	27:DK:101:GLY:HA3	2.30	0.47
35:DV:46:LYS:HA	35:DV:46:LYS:HE3	1.95	0.47
39:DX:17:GLU:O	39:DX:20:ASN:HB2	2.14	0.47
41:DJ:44:TYR:CD1	44:DQ:59:LEU:HD11	2.49	0.47
41:DJ:98:GLU:HB3	41:DJ:124:VAL:HG21	1.96	0.47
46:DU:48:VAL:O	46:DU:48:VAL:HG13	2.13	0.47
46:DU:51:LEU:O	46:DU:52:ASN:C	2.52	0.47
48:DG:51:PHE:CD2	48:DG:68:ARG:HG2	2.50	0.47
50:DT:29:THR:CA	50:DT:86:THR:HA	2.41	0.47
53:D6:43:VAL:CG1	53:D6:79:ILE:HA	2.44	0.47
1:AA:169:C:O2'	1:AA:170:U:H5'	2.14	0.47
1:AA:182:A:HO2'	1:AA:183:C:H3'	1.77	0.47
1:AA:191:G:H2'	1:AA:192:A:C8	2.50	0.47
1:AA:237:G:H5''	16:AQ:26:ARG:NH2	2.30	0.47
1:AA:251:G:N3	1:AA:266:G:O6	2.48	0.47
1:AA:358:U:H2'	1:AA:359:G:H8	1.77	0.47
1:AA:394:G:H2'	1:AA:395:C:C6	2.49	0.47
1:AA:426:U:H2'	1:AA:427:U:C6	2.49	0.47
1:AA:503:C:O2'	1:AA:504:C:H5'	2.15	0.47
1:AA:633:G:H2'	1:AA:634:C:C6	2.49	0.47
1:AA:634:C:H2'	1:AA:635:A:H8	1.80	0.47
1:AA:656:G:O2'	1:AA:657:U:H5'	2.14	0.47
1:AA:957:U:H4'	18:AS:78:THR:O	2.15	0.47
1:AA:1004:A:C8	1:AA:1025:U:H1'	2.48	0.47
3:AD:35:GLN:O	3:AD:37:PRO:HD3	2.15	0.47
3:AD:146:GLU:HA	3:AD:149:LYS:CG	2.42	0.47
3:AD:165:GLU:CG	3:AD:166:LYS:N	2.77	0.47
8:AI:51:LEU:C	8:AI:53:LEU:H	2.18	0.47
9:AJ:12:ALA:HB3	9:AJ:18:ILE:HB	1.97	0.47
10:AK:124:LYS:O	21:AU:33:ARG:NE	2.47	0.47
13:AN:14:ALA:HB1	13:AN:18:LYS:CE	2.45	0.47
18:AS:65:MET:HG2	18:AS:65:MET:O	2.15	0.47
20:AB:216:VAL:HG23	20:AB:217:ALA:N	2.29	0.47
21:AU:43:GLU:CG	21:AU:44:ARG:HH21	2.27	0.47

Continued on next page...

Continued from previous page...

Atom-1	Atom-2	Interatomic distance (Å)	Clash overlap (Å)
23:BB:85:G:OP1	46:BU:6:ARG:N	2.47	0.47
23:BB:279:A:C2	23:BB:362:A:H4'	2.50	0.47
23:BB:374:A:N6	23:BB:400:G:H1'	2.30	0.47
23:BB:518:G:H4'	45:BS:18:ARG:NH2	2.29	0.47
23:BB:538:A:N6	23:BB:555:G:O2'	2.45	0.47
23:BB:816:C:O2'	23:BB:817:C:H5'	2.14	0.47
23:BB:851:C:H2'	23:BB:852:U:C6	2.49	0.47
23:BB:1244:A:H5''	37:BL:8:PRO:CD	2.42	0.47
23:BB:1550:C:H2'	23:BB:1551:A:H8	1.80	0.47
23:BB:1565:C:H5''	25:BC:17:LYS:HZ1	1.80	0.47
23:BB:1587:G:O2'	23:BB:1588:G:H5'	2.15	0.47
23:BB:1668:A:O2'	23:BB:1674:G:N7	2.45	0.47
23:BB:1681:G:H2'	23:BB:1757:A:N1	2.30	0.47
23:BB:1689:A:O2'	23:BB:1690:A:H5'	2.14	0.47
23:BB:1946:U:H2'	23:BB:1947:C:C6	2.49	0.47
23:BB:1998:A:H2'	23:BB:1999:C:C6	2.50	0.47
23:BB:2133:G:C2'	23:BB:2133:G:N3	2.77	0.47
23:BB:2144:G:N2	23:BB:2146:C:H1'	2.29	0.47
23:BB:2200:C:P	51:BZ:37:ARG:HB2	2.55	0.47
23:BB:2645:G:H3'	23:BB:2646:C:C5'	2.45	0.47
23:BB:2748:A:H2'	23:BB:2749:A:C8	2.50	0.47
23:BB:2831:G:OP1	23:BB:2834:G:H4'	2.14	0.47
23:BB:2863:C:O2'	23:BB:2864:G:H5'	2.15	0.47
24:BI:79:LEU:HD11	24:BI:131:THR:OG1	2.14	0.47
25:BC:121:ALA:O	25:BC:122:ALA:HB2	2.13	0.47
27:BK:63:VAL:HG12	27:BK:64:ARG:HD3	1.96	0.47
27:BK:64:ARG:HH12	27:BK:101:GLY:HA3	1.79	0.47
28:BP:83:ILE:HD13	28:BP:83:ILE:O	2.14	0.47
29:BE:58:LYS:H	29:BE:58:LYS:CD	2.28	0.47
32:B4:6:SER:O	32:B4:7:VAL:C	2.53	0.47
33:B1:38:PHE:O	33:B1:40:PRO:HD3	2.15	0.47
35:BV:93:ARG:HH11	35:BV:93:ARG:HG3	1.80	0.47
37:BL:85:VAL:HG11	37:BL:90:VAL:HG22	1.96	0.47
38:BM:57:VAL:O	38:BM:60:GLN:HG2	2.15	0.47
38:BM:72:PRO:O	38:BM:91:TYR:O	2.31	0.47
38:BM:108:VAL:HG22	38:BM:112:LEU:HB3	1.97	0.47
40:BH:57:LYS:HZ1	40:BH:58:LEU:HD22	1.79	0.47
41:BJ:64:VAL:O	41:BJ:68:LYS:HD2	2.15	0.47
43:BO:4:LYS:O	43:BO:8:ILE:HG13	2.15	0.47
43:BO:82:ALA:O	43:BO:87:ILE:HB	2.15	0.47
44:BQ:20:ALA:HA	44:BQ:23:TYR:CE1	2.50	0.47

Continued on next page...

Continued from previous page...

Atom-1	Atom-2	Interatomic distance (Å)	Clash overlap (Å)
44:BQ:63:ARG:HH21	44:BQ:64:ILE:HD11	1.78	0.47
44:BQ:91:ARG:HD3	49:BR:11:GLN:CG	2.45	0.47
44:BQ:97:ILE:HD11	44:BQ:108:LEU:CD1	2.44	0.47
47:BF:99:PHE:HA	47:BF:102:LEU:CD1	2.44	0.47
48:BG:51:PHE:CD2	48:BG:68:ARG:HG2	2.50	0.47
51:BZ:5:CYS:HG	51:BZ:52:SER:HG	1.62	0.47
52:BW:30:VAL:O	52:BW:30:VAL:HG22	2.14	0.47
53:B6:108:GLU:OE2	53:B6:111:ARG:HG2	2.15	0.47
53:B6:169:ILE:HG22	53:B6:170:ALA:N	2.30	0.47
53:B6:178:LYS:HA	53:B6:181:GLN:CG	2.44	0.47
2:CC:33:ASP:O	2:CC:36:PHE:HB3	2.14	0.47
2:CC:88:LYS:O	2:CC:88:LYS:HE3	2.14	0.47
3:CD:94:GLU:CG	3:CD:185:PRO:HG3	2.44	0.47
3:CD:103:ARG:HH21	3:CD:110:ARG:NH2	2.12	0.47
3:CD:115:GLN:HG3	3:CD:119:HIS:CE1	2.50	0.47
3:CD:146:GLU:HA	3:CD:149:LYS:CG	2.43	0.47
3:CD:151:GLN:HE22	3:CD:153:ARG:NH1	2.13	0.47
7:CH:74:ILE:O	7:CH:74:ILE:HG23	2.15	0.47
8:CI:5:TYR:HD2	8:CI:88:GLU:CB	2.28	0.47
8:CI:71:ILE:HD13	1:CA:1289:A:H61	1.78	0.47
8:CI:115:VAL:CG2	9:CJ:62:ARG:HG3	2.44	0.47
11:CL:75:GLU:OE2	53:D6:104:PRO:HA	2.15	0.47
11:CL:82:ARG:HH11	11:CL:82:ARG:HG2	1.79	0.47
12:CM:7:ASN:ND2	12:CM:7:ASN:N	2.54	0.47
12:CM:56:ARG:O	12:CM:59:VAL:HG12	2.15	0.47
14:CO:35:GLN:O	14:CO:39:LEU:HB2	2.14	0.47
18:CS:4:LEU:HD13	18:CS:4:LEU:O	2.15	0.47
18:CS:36:ARG:HB3	1:CA:1320:C:H41	1.79	0.47
20:CB:31:PHE:HB2	20:CB:41:ASN:CA	2.44	0.47
20:CB:40:ILE:HD13	20:CB:201:GLY:HA2	1.95	0.47
20:CB:125:PHE:HZ	20:CB:137:THR:OG1	1.98	0.47
1:CA:105:G:H2'	1:CA:106:C:H6	1.79	0.47
1:CA:235:C:H2'	1:CA:236:A:H8	1.79	0.47
1:CA:394:G:H2'	1:CA:395:C:H6	1.80	0.47
1:CA:398:U:H2'	1:CA:399:G:H8	1.80	0.47
1:CA:489:C:O2'	1:CA:490:C:H5'	2.15	0.47
1:CA:659:U:H2'	1:CA:660:C:C6	2.49	0.47
1:CA:815:A:H4'	1:CA:817:C:C4	2.50	0.47
1:CA:1073:U:H2'	1:CA:1074:G:C8	2.50	0.47
1:CA:1272:G:H2'	1:CA:1273:C:C6	2.50	0.47
22:DA:32:U:H4'	22:DA:52:A:H62	1.79	0.47

Continued on next page...

Continued from previous page...

Atom-1	Atom-2	Interatomic distance (Å)	Clash overlap (Å)
23:DB:246:C:H2'	23:DB:247:G:C5'	2.44	0.47
23:DB:596:U:H2'	23:DB:597:G:H8	1.79	0.47
23:DB:600:G:H2'	23:DB:601:C:C6	2.49	0.47
23:DB:648:G:H2'	23:DB:649:G:H8	1.79	0.47
23:DB:745:G:H5'	23:DB:746:U:OP2	2.15	0.47
23:DB:812:C:H5''	23:DB:1250:G:O2'	2.14	0.47
23:DB:901:C:H2'	23:DB:902:C:C6	2.50	0.47
23:DB:912:C:O2'	23:DB:913:U:H5'	2.15	0.47
23:DB:1131:G:N7	23:DB:2025:C:H4'	2.30	0.47
23:DB:1407:G:H2'	23:DB:1408:G:C8	2.48	0.47
23:DB:1444:G:H2'	23:DB:1445:G:H8	1.80	0.47
23:DB:1564:C:O2'	23:DB:1565:C:H5'	2.14	0.47
23:DB:1985:C:O2'	23:DB:1986:C:H5'	2.14	0.47
23:DB:2336:A:C6	52:DW:40:ARG:HD2	2.49	0.47
23:DB:2553:G:H2'	23:DB:2554:U:O4'	2.14	0.47
23:DB:2568:U:H2'	23:DB:2569:G:O4'	2.13	0.47
23:DB:2756:U:C1'	23:DB:2757:A:H5''	2.45	0.47
24:DI:18:ASN:N	24:DI:19:PRO:CD	2.77	0.47
24:DI:23:VAL:HG12	24:DI:24:GLY:N	2.30	0.47
24:DI:27:LEU:HB2	24:DI:32:VAL:HG21	1.96	0.47
24:DI:69:VAL:O	24:DI:69:VAL:HG23	2.14	0.47
24:DI:78:LEU:HD23	24:DI:81:LYS:HE2	1.96	0.47
25:DC:27:LYS:HG2	25:DC:28:PRO:HD2	1.96	0.47
26:DD:13:ARG:HD3	26:DD:15:PHE:CE1	2.50	0.47
26:DD:136:ASN:ND2	26:DD:140:HIS:ND1	2.62	0.47
27:DK:19:VAL:HB	27:DK:41:ILE:CD1	2.45	0.47
27:DK:71:ARG:HH21	27:DK:106:GLU:HG3	1.80	0.47
28:DP:91:VAL:HG11	28:DP:96:LEU:CD1	2.33	0.47
29:DE:149:ILE:O	29:DE:188:MET:HA	2.15	0.47
29:DE:164:LEU:HB2	29:DE:167:VAL:CG1	2.45	0.47
35:DV:48:MET:O	35:DV:51:GLN:HG3	2.15	0.47
38:DM:41:LEU:C	38:DM:43:ALA:H	2.18	0.47
38:DM:72:PRO:O	38:DM:73:ILE:HB	2.15	0.47
38:DM:102:LEU:HD22	38:DM:102:LEU:N	2.28	0.47
39:DX:51:ALA:O	39:DX:55:THR:N	2.42	0.47
41:DJ:32:LEU:HD21	41:DJ:56:VAL:HG22	1.95	0.47
41:DJ:44:TYR:CE1	44:DQ:59:LEU:HD11	2.50	0.47
42:DN:8:ARG:NH2	42:DN:39:PRO:HB3	2.29	0.47
42:DN:82:GLU:O	42:DN:85:PRO:HD2	2.15	0.47
44:DQ:94:LEU:C	44:DQ:96:ASP:N	2.67	0.47
45:DS:24:ILE:CD1	45:DS:36:LEU:HD21	2.44	0.47

Continued on next page...

Continued from previous page...

Atom-1	Atom-2	Interatomic distance (Å)	Clash overlap (Å)
45:DS:32:ALA:O	45:DS:36:LEU:HD23	2.15	0.47
46:DU:87:GLU:OE2	46:DU:88:ASP:HB2	2.14	0.47
47:DF:48:LEU:O	47:DF:51:ASN:HB2	2.13	0.47
47:DF:72:SER:CB	47:DF:80:GLN:H	2.27	0.47
47:DF:99:PHE:HA	47:DF:102:LEU:CD1	2.45	0.47
47:DF:141:ASP:HB3	47:DF:144:LYS:HB2	1.97	0.47
47:DF:161:SER:OG	47:DF:164:GLU:HG3	2.15	0.47
48:DG:8:VAL:HB	48:DG:49:LEU:H	1.79	0.47
48:DG:84:LYS:HB3	48:DG:132:LEU:O	2.15	0.47
49:DR:39:LEU:HB3	49:DR:53:PHE:HA	1.97	0.47
50:DT:29:THR:CG2	50:DT:86:THR:HG22	2.45	0.47
51:DZ:51:VAL:O	51:DZ:52:SER:HB3	2.13	0.47
53:D6:29:ARG:O	53:D6:29:ARG:HG2	2.14	0.47
53:D6:75:ALA:C	53:D6:77:LYS:N	2.67	0.47
1:AA:66:A:H5'	1:AA:173:U:O4	2.14	0.47
1:AA:313:A:H2'	1:AA:314:C:H6	1.78	0.47
1:AA:946:A:H2'	1:AA:947:G:H8	1.74	0.47
1:AA:1219:A:H2'	1:AA:1220:G:C8	2.50	0.47
2:AC:91:ALA:HB1	2:AC:96:VAL:O	2.15	0.47
3:AD:160:LEU:H	3:AD:160:LEU:CD1	2.22	0.47
8:AI:11:ARG:HA	8:AI:105:ARG:NH1	2.30	0.47
9:AJ:59:LYS:O	9:AJ:62:ARG:HG2	2.15	0.47
10:AK:70:ALA:O	10:AK:74:LYS:HB2	2.15	0.47
12:AM:91:ARG:HG3	12:AM:92:ARG:N	2.30	0.47
15:AP:20:VAL:HG23	15:AP:35:ARG:HA	1.96	0.47
17:AR:57:ALA:HA	17:AR:60:ARG:HH11	1.79	0.47
20:AB:75:ALA:O	20:AB:79:VAL:HG23	2.15	0.47
20:AB:186:VAL:HB	20:AB:190:SER:HB2	1.97	0.47
21:AU:35:GLU:HB2	21:AU:37:TYR:CZ	2.50	0.47
23:BB:289:G:H2'	23:BB:290:U:C6	2.49	0.47
23:BB:912:C:H2'	23:BB:913:U:C6	2.49	0.47
23:BB:2578:G:N2	26:BD:130:GLN:HE22	2.13	0.47
23:BB:2590:A:O2'	23:BB:2591:C:H5'	2.14	0.47
23:BB:2720:U:H2'	23:BB:2721:A:H8	1.80	0.47
25:BC:4:LYS:HE3	25:BC:13:ARG:O	2.15	0.47
26:BD:14:ILE:HG23	26:BD:22:ILE:HB	1.95	0.47
29:BE:5:LEU:HD13	29:BE:122:GLU:HG2	1.96	0.47
29:BE:145:ASP:OD2	29:BE:183:PHE:HA	2.15	0.47
33:B1:34:GLU:HG2	33:B1:49:LYS:HG3	1.95	0.47
41:BJ:20:ALA:HA	41:BJ:23:LYS:CG	2.43	0.47
44:BQ:94:LEU:HD21	49:BR:11:GLN:CB	2.43	0.47

Continued on next page...

Continued from previous page...

Atom-1	Atom-2	Interatomic distance (Å)	Clash overlap (Å)
47:BF:19:PHE:HE1	47:BF:167:ALA:HB2	1.80	0.47
47:BF:161:SER:OG	47:BF:164:GLU:HG3	2.15	0.47
48:BG:88:LEU:HD21	48:BG:95:ALA:HB2	1.96	0.47
49:BR:1:MET:O	49:BR:15:SER:HB3	2.15	0.47
51:BZ:39:TRP:NE1	51:BZ:41:GLU:HG2	2.29	0.47
3:CD:154:VAL:HG23	3:CD:155:LYS:N	2.29	0.47
4:CE:100:GLU:HA	4:CE:121:ASN:ND2	2.30	0.47
4:CE:103:GLY:O	4:CE:121:ASN:HA	2.14	0.47
8:CI:51:LEU:C	8:CI:53:LEU:H	2.18	0.47
12:CM:14:ALA:HB1	12:CM:33:LEU:HD21	1.96	0.47
12:CM:44:ILE:O	12:CM:47:LEU:HB2	2.14	0.47
13:CN:40:ARG:NH1	18:CS:6:LYS:HB2	2.29	0.47
14:CO:88:ARG:NE	14:CO:88:ARG:HA	2.30	0.47
16:CQ:26:ARG:NH2	1:CA:237:G:H5'	2.30	0.47
16:CQ:30:HIS:ND1	16:CQ:32:ILE:HG22	2.29	0.47
1:CA:476:U:H2'	1:CA:477:C:C6	2.49	0.47
1:CA:696:A:H1'	1:CA:786:G:O2'	2.14	0.47
1:CA:923:A:H2'	1:CA:924:C:H6	1.79	0.47
1:CA:1004:A:C8	1:CA:1025:U:H1'	2.49	0.47
1:CA:1387:G:H2'	1:CA:1388:C:C6	2.49	0.47
23:DB:137:U:C5	23:DB:138:U:N3	2.83	0.47
23:DB:137:U:OP2	23:DB:138:U:O4	2.33	0.47
23:DB:215:G:C4'	23:DB:216:A:H4'	2.44	0.47
23:DB:718:A:H2'	23:DB:719:C:H5'	1.97	0.47
23:DB:1196:C:H2'	23:DB:1197:G:C8	2.50	0.47
23:DB:1450:G:C6	23:DB:1451:C:N4	2.83	0.47
23:DB:2102:G:O2'	23:DB:2103:C:H5'	2.15	0.47
23:DB:2196:C:O2'	23:DB:2197:U:H5'	2.15	0.47
23:DB:2699:C:H2'	23:DB:2700:A:H8	1.80	0.47
23:DB:2758:A:H2'	23:DB:2759:G:H5'	1.96	0.47
25:DC:145:MET:HG3	25:DC:152:GLN:CD	2.35	0.47
29:DE:21:ARG:HH11	29:DE:106:LYS:CD	2.27	0.47
33:D1:47:ILE:HD12	33:D1:47:ILE:N	2.30	0.47
37:DL:17:LYS:HD2	37:DL:19:LEU:HD11	1.97	0.47
39:DX:36:GLN:O	39:DX:37:LEU:O	2.32	0.47
40:DH:114:GLU:HB3	40:DH:133:GLN:NE2	2.25	0.47
41:DJ:44:TYR:CD1	44:DQ:63:ARG:HD3	2.49	0.47
41:DJ:116:ARG:O	41:DJ:120:ARG:HG2	2.15	0.47
42:DN:73:ASN:HA	42:DN:76:VAL:CG2	2.44	0.47
44:DQ:78:PHE:CZ	44:DQ:82:LEU:HD11	2.50	0.47
50:DT:28:ASN:C	50:DT:29:THR:HG23	2.35	0.47

Continued on next page...

Continued from previous page...

Atom-1	Atom-2	Interatomic distance (Å)	Clash overlap (Å)
50:DT:29:THR:H	50:DT:91:GLN:HE22	1.62	0.47
50:DT:30:ILE:O	50:DT:85:VAL:HG23	2.14	0.47
52:DW:35:ILE:O	52:DW:37:VAL:N	2.48	0.47
52:DW:69:GLU:O	52:DW:77:LYS:HD3	2.14	0.47
53:D6:43:VAL:HG11	53:D6:79:ILE:CG1	2.44	0.47
1:AA:113:G:H21	1:AA:353:A:H8	1.62	0.47
1:AA:196:A:OP1	19:AT:63:LYS:HE2	2.13	0.47
1:AA:921:U:H2'	1:AA:922:G:O4'	2.15	0.47
1:AA:979:C:H1'	1:AA:1317:C:H41	1.80	0.47
1:AA:1072:G:H2'	1:AA:1073:U:C6	2.49	0.47
8:AI:14:SER:HG	8:AI:69:GLY:HA3	1.79	0.47
12:AM:2:ARG:HG3	12:AM:6:ILE:HA	1.95	0.47
20:AB:31:PHE:HB2	20:AB:41:ASN:CA	2.43	0.47
20:AB:75:ALA:HB2	20:AB:209:VAL:HG11	1.97	0.47
20:AB:88:GLN:HB2	20:AB:88:GLN:HE21	1.56	0.47
22:BA:9:G:O2'	22:BA:10:G:H5'	2.15	0.47
23:BB:142:A:O2'	23:BB:143:C:H5'	2.15	0.47
23:BB:576:U:H2'	23:BB:577:G:C8	2.49	0.47
23:BB:592:A:H2'	23:BB:593:U:C6	2.50	0.47
23:BB:718:A:H2'	23:BB:719:C:H5'	1.97	0.47
23:BB:828:U:H4'	23:BB:831:G:N1	2.30	0.47
23:BB:1300:G:H4'	23:BB:1301:A:O5'	2.15	0.47
23:BB:1585:C:H2'	23:BB:1586:A:O4'	2.14	0.47
23:BB:1725:U:H2'	23:BB:1726:C:H6	1.80	0.47
23:BB:1736:U:H2'	23:BB:1737:G:O4'	2.14	0.47
23:BB:2028:U:H2'	23:BB:2029:G:C8	2.50	0.47
23:BB:2144:G:O2'	23:BB:2146:C:H5'	2.14	0.47
23:BB:2685:G:OP1	28:BP:72:VAL:HG11	2.15	0.47
23:BB:2815:C:H2'	23:BB:2816:G:H8	1.80	0.47
26:BD:118:PHE:CZ	26:BD:123:LYS:HD2	2.49	0.47
28:BP:105:LYS:HA	28:BP:108:ARG:NE	2.30	0.47
29:BE:4:VAL:HG12	29:BE:6:LYS:H	1.79	0.47
29:BE:164:LEU:HB2	29:BE:167:VAL:CG1	2.45	0.47
37:BL:112:LEU:O	37:BL:112:LEU:HD23	2.15	0.47
38:BM:77:PRO:HB2	38:BM:80:VAL:HG11	1.95	0.47
39:BX:27:ASN:HD22	39:BX:27:ASN:N	2.13	0.47
40:BH:44:ILE:C	40:BH:46:PHE:N	2.68	0.47
42:BN:12:ARG:HG3	42:BN:13:ASN:ND2	2.30	0.47
43:BO:108:ASP:O	43:BO:112:GLU:HB2	2.15	0.47
44:BQ:84:LYS:O	44:BQ:86:SER:N	2.48	0.47
45:BS:24:ILE:CD1	45:BS:36:LEU:HD21	2.45	0.47

Continued on next page...

Continued from previous page...

Atom-1	Atom-2	Interatomic distance (Å)	Clash overlap (Å)
47:BF:78:ILE:HA	47:BF:79:ARG:HE	1.78	0.47
47:BF:141:ASP:HB3	47:BF:144:LYS:HB2	1.96	0.47
48:BG:25:ILE:CG2	48:BG:78:VAL:HG21	2.45	0.47
53:B6:70:SER:N	53:B6:97:ASP:O	2.48	0.47
3:CD:131:ILE:HD13	1:CA:620:C:C1'	2.45	0.47
4:CE:53:ARG:NH1	4:CE:53:ARG:HB3	2.30	0.47
5:CF:81:ASN:HB3	5:CF:84:VAL:CG1	2.45	0.47
6:CG:3:ARG:HH11	1:CA:1092:A:H5''	1.80	0.47
6:CG:112:ASP:HB3	6:CG:117:LEU:HD21	1.96	0.47
11:CL:35:ARG:NE	11:CL:36:VAL:H	2.13	0.47
20:CB:94:ARG:N	20:CB:94:ARG:NE	2.63	0.47
1:CA:709:U:H2'	1:CA:710:G:H8	1.79	0.47
1:CA:1141:C:H2'	1:CA:1142:G:H8	1.79	0.47
1:CA:1151:A:O2'	1:CA:1152:A:H8	1.97	0.47
23:DB:234:U:H2'	23:DB:235:U:H6	1.80	0.47
23:DB:565:C:O2'	23:DB:566:U:H5'	2.15	0.47
23:DB:1613:G:O2'	36:D2:3:ARG:HD2	2.15	0.47
23:DB:1681:G:O2'	23:DB:1762:A:H1'	2.14	0.47
23:DB:1690:A:H2'	23:DB:1691:C:O4'	2.14	0.47
23:DB:1720:U:C2'	23:DB:1721:G:H5'	2.44	0.47
23:DB:2179:C:H2'	23:DB:2180:U:C6	2.50	0.47
23:DB:2230:G:H2'	23:DB:2231:U:C6	2.50	0.47
23:DB:2282:G:H5'	23:DB:2389:G:H1'	1.97	0.47
23:DB:2529:G:H4'	48:DG:174:LYS:HG3	1.97	0.47
24:DI:37:PHE:HB2	24:DI:66:PHE:CE2	2.49	0.47
24:DI:79:LEU:HD12	24:DI:135:MET:SD	2.54	0.47
26:DD:97:SER:HB3	26:DD:99:GLU:HG3	1.97	0.47
28:DP:5:LYS:HZ1	28:DP:9:GLN:HB3	1.80	0.47
30:DY:2:LYS:CD	30:DY:2:LYS:H	2.28	0.47
32:D4:11:CYS:HB3	32:D4:33:HIS:CE1	2.49	0.47
38:DM:57:VAL:O	38:DM:60:GLN:HG2	2.15	0.47
43:DO:108:ASP:O	43:DO:112:GLU:HB2	2.15	0.47
44:DQ:24:TYR:CG	44:DQ:25:GLY:N	2.83	0.47
45:DS:71:VAL:HG22	45:DS:71:VAL:O	2.15	0.47
46:DU:3:LYS:CB	46:DU:82:VAL:HG21	2.42	0.47
47:DF:78:ILE:HA	47:DF:79:ARG:HE	1.79	0.47
47:DF:131:VAL:O	47:DF:132:ARG:HB2	2.15	0.47
48:DG:9:VAL:HA	48:DG:48:THR:HA	1.97	0.47
48:DG:26:LYS:HA	48:DG:32:LEU:HA	1.97	0.47
50:DT:18:GLU:O	50:DT:20:ALA:N	2.41	0.47
52:DW:65:LYS:HG3	52:DW:84:GLU:HB3	1.95	0.47

Continued on next page...

Continued from previous page...

Atom-1	Atom-2	Interatomic distance (Å)	Clash overlap (Å)
1:AA:45:G:O2'	1:AA:46:G:H5'	2.15	0.47
1:AA:68:G:H5'	1:AA:171:A:O2'	2.15	0.47
1:AA:105:G:H2'	1:AA:106:C:C6	2.49	0.47
1:AA:394:G:H2'	1:AA:395:C:H6	1.80	0.47
1:AA:489:C:H2'	1:AA:490:C:H6	1.80	0.47
1:AA:1023:U:H2'	1:AA:1024:G:H8	1.79	0.47
1:AA:1281:C:H3'	1:AA:1282:C:H6	1.80	0.47
1:AA:1499:A:O2'	1:AA:1500:A:H5'	2.15	0.47
5:AF:98:GLU:CG	5:AF:99:ALA:N	2.77	0.47
8:AI:20:ILE:HG13	8:AI:62:LEU:HD11	1.97	0.47
8:AI:47:VAL:HG23	8:AI:48:ARG:N	2.30	0.47
12:AM:14:ALA:HB1	12:AM:33:LEU:HD21	1.98	0.47
15:AP:40:ASN:ND2	15:AP:43:ALA:N	2.62	0.47
18:AS:10:ILE:HB	18:AS:14:LEU:HD21	1.97	0.47
23:BB:65:U:H2'	23:BB:66:C:C6	2.49	0.47
23:BB:720:U:H2'	23:BB:721:A:H8	1.79	0.47
23:BB:1439:A:C8	23:BB:1440:U:C6	3.03	0.47
23:BB:1885:A:H3'	23:BB:1886:U:C6	2.49	0.47
23:BB:2652:C:O2'	23:BB:2653:U:H5'	2.15	0.47
29:BE:37:ALA:O	29:BE:39:ALA:N	2.43	0.47
30:BY:6:ILE:HG21	30:BY:26:LEU:HD13	1.96	0.47
30:BY:46:MET:HB3	30:BY:46:MET:HE2	1.83	0.47
32:B4:16:ILE:HG13	32:B4:25:VAL:CG2	2.44	0.47
33:B1:3:GLY:O	33:B1:5:ARG:N	2.48	0.47
42:BN:41:ALA:C	42:BN:43:GLU:N	2.68	0.47
42:BN:102:PHE:H	42:BN:109:PRO:HA	1.80	0.47
44:BQ:30:VAL:CG1	44:BQ:33:VAL:HG22	2.44	0.47
44:BQ:57:ARG:HH11	44:BQ:61:ILE:HD11	1.78	0.47
44:BQ:64:ILE:HD12	44:BQ:95:ALA:CB	2.45	0.47
48:BG:34:ARG:N	48:BG:34:ARG:CD	2.78	0.47
50:BT:29:THR:CG2	50:BT:86:THR:HG22	2.45	0.47
52:BW:69:GLU:O	52:BW:77:LYS:HD3	2.15	0.47
53:B6:86:SER:C	53:B6:88:LEU:H	2.17	0.47
5:CF:43:GLY:HA2	5:CF:58:HIS:CD2	2.49	0.47
8:CI:36:GLN:HE21	8:CI:36:GLN:CA	2.27	0.47
9:CJ:24:GLU:O	9:CJ:28:THR:HG23	2.15	0.47
9:CJ:53:ILE:CG2	9:CJ:61:ALA:HB1	2.29	0.47
10:CK:16:SER:HA	10:CK:77:GLY:O	2.14	0.47
11:CL:34:THR:N	11:CL:53:ARG:O	2.48	0.47
17:CR:20:ILE:HA	17:CR:53:GLN:NE2	2.30	0.47
18:CS:13:HIS:CG	1:CA:1014:A:H4'	2.49	0.47

Continued on next page...

Continued from previous page...

Atom-1	Atom-2	Interatomic distance (Å)	Clash overlap (Å)
18:CS:18:VAL:HG13	18:CS:19:GLU:N	2.30	0.47
18:CS:35:ARG:NH2	18:CS:52:ASN:HA	2.30	0.47
18:CS:38:THR:HA	18:CS:69:LYS:HD3	1.97	0.47
1:CA:78:A:O2'	1:CA:79:G:H5'	2.15	0.47
1:CA:821:G:H2'	1:CA:822:U:H6	1.80	0.47
1:CA:1219:A:H2'	1:CA:1220:G:C8	2.49	0.47
1:CA:1300:G:H1'	1:CA:1301:U:H5	1.79	0.47
1:CA:1417:G:H2'	1:CA:1482:G:N2	2.30	0.47
23:DB:321:U:OP2	29:DE:130:LYS:HA	2.15	0.47
23:DB:588:U:O4	23:DB:670:A:H1'	2.14	0.47
23:DB:588:U:H2'	23:DB:589:U:C6	2.50	0.47
23:DB:592:A:H2'	23:DB:593:U:C6	2.50	0.47
23:DB:771:G:O2'	23:DB:772:C:H5'	2.14	0.47
23:DB:1349:C:H2'	23:DB:1350:C:H6	1.80	0.47
23:DB:1487:U:H2'	23:DB:1488:C:H6	1.80	0.47
23:DB:1731:G:O2'	23:DB:1732:C:H5''	2.15	0.47
23:DB:2480:C:O2'	23:DB:2481:G:H5'	2.15	0.47
26:DD:53:GLY:C	26:DD:76:GLY:HA2	2.36	0.47
26:DD:55:LYS:C	26:DD:57:ALA:H	2.19	0.47
32:D4:11:CYS:SG	32:D4:13:ASN:HB2	2.55	0.47
40:DH:70:GLU:OE1	40:DH:71:LYS:HG3	2.14	0.47
44:DQ:94:LEU:CD1	49:DR:13:ARG:HB2	2.40	0.47
45:DS:73:LYS:HE3	45:DS:74:ILE:N	2.29	0.47
48:DG:10:VAL:CG1	48:DG:14:VAL:HB	2.32	0.47
48:DG:172:GLU:OE2	48:DG:175:LYS:HE2	2.15	0.47
49:DR:20:VAL:HG12	49:DR:22:LEU:HD23	1.97	0.47
52:DW:19:ARG:H	52:DW:19:ARG:NE	2.09	0.47
1:AA:308:C:H2'	1:AA:309:A:C8	2.49	0.46
1:AA:708:C:H2'	1:AA:709:U:H6	1.80	0.46
1:AA:1499:A:H1'	1:AA:1520:C:H5'	1.96	0.46
2:AC:59:PRO:HG2	2:AC:62:SER:OG	2.15	0.46
7:AH:101:ALA:O	7:AH:103:VAL:HG23	2.16	0.46
8:AI:5:TYR:HD2	8:AI:88:GLU:CB	2.28	0.46
9:AJ:77:VAL:HG12	9:AJ:78:GLU:H	1.80	0.46
13:AN:50:LEU:H	13:AN:51:PRO:CD	2.24	0.46
14:AO:18:ASP:O	14:AO:19:ALA:HB2	2.15	0.46
16:AQ:14:ASP:HA	16:AQ:20:ILE:HD11	1.96	0.46
17:AR:20:ILE:HA	17:AR:53:GLN:NE2	2.30	0.46
18:AS:68:HIS:HB3	18:AS:72:GLU:CD	2.35	0.46
21:AU:11:PHE:O	21:AU:12:ASP:C	2.53	0.46
22:BA:43:C:H1'	47:BF:91:ARG:HH21	1.80	0.46

Continued on next page...

Continued from previous page...

Atom-1	Atom-2	Interatomic distance (Å)	Clash overlap (Å)
23:BB:20:C:H2'	23:BB:21:A:H8	1.78	0.46
23:BB:857:G:H5'	52:BW:68:PHE:CD1	2.50	0.46
23:BB:919:U:O5'	23:BB:919:U:H6	1.98	0.46
23:BB:1281:G:H2'	23:BB:1282:U:C6	2.50	0.46
23:BB:1691:C:O2'	23:BB:1692:U:H5'	2.15	0.46
23:BB:1720:U:C2'	23:BB:1721:G:H5'	2.45	0.46
23:BB:2148:G:H2'	23:BB:2149:U:O4'	2.15	0.46
23:BB:2772:C:H2'	23:BB:2773:C:C6	2.49	0.46
28:BP:5:LYS:HD3	28:BP:9:GLN:OE1	2.16	0.46
29:BE:46:GLN:HB3	29:BE:86:ALA:HA	1.97	0.46
29:BE:109:LEU:HD12	29:BE:112:LEU:HD12	1.97	0.46
30:BY:2:LYS:HG2	30:BY:3:THR:N	2.28	0.46
30:BY:4:ILE:HG23	30:BY:56:VAL:HG13	1.97	0.46
37:BL:80:SER:HB3	37:BL:115:GLU:OE2	2.15	0.46
38:BM:53:MET:O	38:BM:57:VAL:HG23	2.15	0.46
40:BH:112:LYS:HE2	40:BH:113:SER:CA	2.45	0.46
40:BH:133:GLN:O	40:BH:134:VAL:O	2.33	0.46
41:BJ:93:ILE:O	41:BJ:97:PRO:HG3	2.15	0.46
42:BN:8:ARG:NH2	42:BN:39:PRO:HB3	2.29	0.46
45:BS:59:GLU:HA	45:BS:64:ALA:HA	1.97	0.46
46:BU:88:ASP:CG	46:BU:89:GLY:H	2.18	0.46
48:BG:154:GLU:O	48:BG:156:TYR:N	2.41	0.46
3:CD:100:VAL:HG11	3:CD:142:VAL:HG21	1.97	0.46
9:CJ:12:ALA:HB3	9:CJ:18:ILE:HB	1.96	0.46
10:CK:57:SER:O	10:CK:90:PRO:HG3	2.15	0.46
12:CM:12:LYS:O	12:CM:43:LYS:HA	2.15	0.46
13:CN:20:PHE:O	13:CN:24:ALA:HB3	2.16	0.46
20:CB:46:VAL:N	20:CB:47:PRO:CD	2.78	0.46
1:CA:51:A:H4'	1:CA:52:C:OP2	2.15	0.46
1:CA:230:G:O2'	1:CA:231:U:H5'	2.15	0.46
1:CA:279:A:H5'	1:CA:281:G:C5'	2.45	0.46
1:CA:370:C:H2'	1:CA:371:A:H8	1.79	0.46
1:CA:885:G:O2'	1:CA:886:G:H5'	2.14	0.46
1:CA:1097:C:H2'	1:CA:1098:C:H6	1.79	0.46
1:CA:1101:A:H4'	1:CA:1102:A:O5'	2.15	0.46
1:CA:1521:C:H2'	1:CA:1522:U:C6	2.50	0.46
22:DA:14:U:C1'	22:DA:106:G:H21	2.27	0.46
23:DB:235:U:H2'	23:DB:236:C:C6	2.49	0.46
23:DB:443:A:C2	23:DB:1245:G:N3	2.83	0.46
23:DB:603:A:H4'	23:DB:604:G:O5'	2.15	0.46
23:DB:697:G:H2'	23:DB:698:C:C6	2.50	0.46

Continued on next page...

Continued from previous page...

Atom-1	Atom-2	Interatomic distance (Å)	Clash overlap (Å)
23:DB:730:A:H3'	56:DB:3612:HOH:O	2.15	0.46
23:DB:956:G:N2	23:DB:959:A:H3'	2.30	0.46
23:DB:1309:G:H4'	36:D2:7:PRO:CB	2.36	0.46
23:DB:1376:C:H5''	56:DB:3282:HOH:O	2.15	0.46
23:DB:1689:A:O2'	23:DB:1690:A:H5'	2.15	0.46
23:DB:2080:A:H2'	23:DB:2081:U:C6	2.50	0.46
23:DB:2138:G:H2'	23:DB:2139:U:O4'	2.15	0.46
23:DB:2331:G:N2	23:DB:2336:A:C8	2.81	0.46
23:DB:2635:A:C5'	26:DD:79:LEU:HB2	2.44	0.46
23:DB:2660:A:H2'	23:DB:2661:G:O4'	2.14	0.46
25:DC:110:LYS:HB3	25:DC:113:ASP:OD2	2.14	0.46
26:DD:48:ILE:HG22	26:DD:82:PHE:O	2.14	0.46
32:D4:25:VAL:HG11	32:D4:35:GLN:HE21	1.79	0.46
34:D3:50:SER:C	34:D3:52:GLY:H	2.18	0.46
35:DV:14:LYS:HE2	35:DV:18:ARG:NH2	2.30	0.46
37:DL:135:ILE:HG23	37:DL:136:GLU:H	1.78	0.46
41:DJ:64:VAL:HG22	41:DJ:68:LYS:CD	2.45	0.46
41:DJ:64:VAL:O	41:DJ:65:THR:HG22	2.15	0.46
41:DJ:105:VAL:HG21	41:DJ:122:LEU:HD22	1.97	0.46
43:DO:107:ALA:O	43:DO:111:ARG:HB2	2.14	0.46
44:DQ:57:ARG:HA	44:DQ:60:TRP:CE3	2.50	0.46
47:DF:65:LEU:CD2	47:DF:87:LYS:HD2	2.45	0.46
50:DT:50:LEU:C	50:DT:52:GLU:H	2.17	0.46
51:DZ:38:PHE:HZ	51:DZ:56:MET:HG2	1.79	0.46
53:D6:44:GLU:OE2	53:D6:48:ALA:N	2.48	0.46
1:AA:260:G:H2'	1:AA:261:U:C6	2.49	0.46
1:AA:308:C:H2'	1:AA:309:A:H8	1.80	0.46
1:AA:398:U:H2'	1:AA:399:G:H8	1.79	0.46
1:AA:691:G:H1'	1:AA:696:A:N6	2.30	0.46
1:AA:747:A:H2'	1:AA:748:G:C4'	2.45	0.46
1:AA:1028:C:H2'	1:AA:1028:C:O2	2.14	0.46
1:AA:1047:G:H21	1:AA:1215:G:C4'	2.28	0.46
2:AC:42:LEU:HD12	2:AC:67:ILE:HD11	1.96	0.46
3:AD:29:THR:HG22	3:AD:30:LYS:HD3	1.96	0.46
3:AD:170:LEU:HD12	3:AD:170:LEU:O	2.15	0.46
4:AE:101:GLY:H	4:AE:121:ASN:ND2	2.13	0.46
7:AH:17:GLN:OE1	7:AH:69:ALA:HB1	2.14	0.46
9:AJ:17:LEU:HD12	9:AJ:96:VAL:HG13	1.98	0.46
10:AK:108:ASN:HD21	21:AU:6:ARG:HG3	1.80	0.46
13:AN:30:ILE:HG21	13:AN:44:VAL:CG2	2.42	0.46
20:AB:93:HIS:HB2	20:AB:145:ASN:O	2.15	0.46

Continued on next page...

Continued from previous page...

Atom-1	Atom-2	Interatomic distance (Å)	Clash overlap (Å)
22:BA:33:G:O2'	22:BA:34:A:H5'	2.15	0.46
23:BB:150:U:H2'	23:BB:151:C:H6	1.77	0.46
23:BB:506:G:H5''	23:BB:509:C:O2'	2.14	0.46
23:BB:679:C:O2'	23:BB:680:C:H5'	2.15	0.46
23:BB:923:G:H5'	52:BW:25:PHE:CZ	2.50	0.46
23:BB:1244:A:H5'	37:BL:7:SER:OG	2.16	0.46
23:BB:1640:A:O2'	23:BB:1641:A:H5'	2.15	0.46
23:BB:1739:A:H2'	23:BB:1740:G:C8	2.50	0.46
23:BB:1745:A:H2'	23:BB:1746:A:C8	2.51	0.46
23:BB:1907:G:H2'	23:BB:1908:C:C5	2.49	0.46
23:BB:2472:G:C2'	23:BB:2475:C:H42	2.21	0.46
23:BB:2657:A:H2'	23:BB:2658:C:O4'	2.15	0.46
23:BB:2800:A:N3	23:BB:2801:G:H1'	2.30	0.46
25:BC:153:LEU:HD13	25:BC:175:LEU:HD21	1.96	0.46
34:B3:18:LYS:HE3	34:B3:20:GLY:H	1.80	0.46
44:BQ:94:LEU:HD23	49:BR:11:GLN:OE1	2.15	0.46
46:BU:48:VAL:N	46:BU:53:GLN:HB2	2.18	0.46
47:BF:98:PHE:C	47:BF:100:GLU:N	2.69	0.46
53:B6:10:THR:HG23	53:B6:136:ALA:HB2	1.96	0.46
53:B6:68:VAL:HB	53:B6:99:LEU:HB2	1.96	0.46
2:CC:63:ILE:CD1	2:CC:94:ALA:HB3	2.42	0.46
4:CE:55:VAL:O	4:CE:59:ILE:HG13	2.15	0.46
7:CH:12:ARG:HB3	7:CH:24:VAL:HG21	1.98	0.46
9:CJ:7:ARG:HG3	9:CJ:102:LEU:O	2.15	0.46
12:CM:22:TYR:CD1	12:CM:65:GLU:HB3	2.49	0.46
13:CN:3:GLN:HB2	1:CA:1048:G:OP1	2.14	0.46
13:CN:51:PRO:O	13:CN:52:ARG:HB3	2.14	0.46
13:CN:70:HIS:O	13:CN:71:GLY:C	2.53	0.46
18:CS:24:SER:OG	18:CS:27:LYS:HE3	2.15	0.46
1:CA:83:C:H1'	1:CA:84:U:C5	2.50	0.46
1:CA:219:U:H2'	1:CA:220:G:C8	2.50	0.46
1:CA:308:C:H2'	1:CA:309:A:H8	1.79	0.46
1:CA:376:G:O2'	1:CA:377:G:H5'	2.15	0.46
1:CA:640:A:O2'	1:CA:641:U:H5'	2.15	0.46
1:CA:656:G:O2'	1:CA:657:U:H5'	2.16	0.46
1:CA:833:G:O2'	1:CA:834:U:H5'	2.15	0.46
1:CA:1096:C:H2'	1:CA:1097:C:C6	2.51	0.46
1:CA:1137:C:O2'	1:CA:1138:G:H5''	2.14	0.46
1:CA:1436:U:H2'	1:CA:1437:A:C8	2.51	0.46
22:DA:32:U:C4'	22:DA:52:A:H62	2.28	0.46
23:DB:152:A:H2'	23:DB:153:U:C6	2.50	0.46

Continued on next page...

Continued from previous page...

Atom-1	Atom-2	Interatomic distance (Å)	Clash overlap (Å)
23:DB:215:G:H4'	23:DB:216:A:OP1	2.15	0.46
23:DB:459:U:O2'	23:DB:460:A:H5'	2.14	0.46
23:DB:494:G:OP1	45:DS:8:ARG:HD3	2.15	0.46
23:DB:597:G:H21	37:DL:12:SER:HA	1.80	0.46
23:DB:1278:C:O3'	42:DN:34:ILE:HG23	2.15	0.46
23:DB:1444:G:H2'	23:DB:1445:G:C8	2.49	0.46
23:DB:1515:A:H5'	23:DB:1557:C:C5'	2.44	0.46
23:DB:1552:A:H2'	23:DB:1553:A:C5'	2.43	0.46
23:DB:1845:G:O2'	23:DB:1846:G:H5'	2.15	0.46
23:DB:2246:G:H2'	23:DB:2247:A:H8	1.77	0.46
23:DB:2800:A:N3	23:DB:2801:G:H1'	2.29	0.46
23:DB:2812:G:H2'	23:DB:2813:A:C8	2.50	0.46
23:DB:2825:G:H5''	23:DB:2825:G:N3	2.30	0.46
25:DC:18:VAL:O	25:DC:18:VAL:HG13	2.15	0.46
25:DC:141:HIS:HB3	25:DC:190:THR:HG1	1.79	0.46
31:D0:50:GLY:O	31:D0:51:ARG:C	2.53	0.46
32:D4:16:ILE:HG13	32:D4:25:VAL:CG2	2.45	0.46
44:DQ:97:ILE:HD11	44:DQ:108:LEU:CD1	2.45	0.46
45:DS:9:HIS:H	45:DS:102:HIS:CE1	2.32	0.46
45:DS:13:SER:OG	45:DS:14:ALA:N	2.47	0.46
46:DU:27:VAL:CB	46:DU:33:VAL:HG12	2.46	0.46
46:DU:40:LEU:HB3	46:DU:59:GLU:CG	2.43	0.46
47:DF:69:ALA:HB3	47:DF:80:GLN:O	2.15	0.46
47:DF:110:ILE:HG21	47:DF:113:PHE:HB3	1.95	0.46
47:DF:168:LEU:HD13	47:DF:169:LEU:H	1.79	0.46
48:DG:30:GLY:CA	48:DG:78:VAL:HA	2.34	0.46
48:DG:145:ALA:O	48:DG:148:ARG:HG3	2.15	0.46
49:DR:2:TYR:N	49:DR:42:ALA:HB2	2.30	0.46
53:D6:80:GLU:HG3	53:D6:92:PRO:HB3	1.96	0.46
1:AA:80:A:H2'	1:AA:81:A:C1'	2.45	0.46
1:AA:265:G:H5'	16:AQ:65:PRO:O	2.15	0.46
1:AA:344:A:H4'	1:AA:345:C:OP2	2.14	0.46
1:AA:643:C:H2'	1:AA:644:U:H6	1.79	0.46
1:AA:735:C:O2'	1:AA:736:C:H5'	2.15	0.46
1:AA:978:A:O2'	1:AA:1322:C:H5	1.99	0.46
1:AA:1073:U:H2'	1:AA:1074:G:H8	1.80	0.46
1:AA:1366:C:H2'	1:AA:1367:C:C6	2.49	0.46
1:AA:1432:G:H5'	28:BP:105:LYS:HG2	1.96	0.46
1:AA:1521:C:H2'	1:AA:1522:U:H6	1.80	0.46
1:AA:1525:G:O2'	1:AA:1526:G:H5'	2.16	0.46
2:AC:38:VAL:O	2:AC:42:LEU:HD23	2.16	0.46

Continued on next page...

Continued from previous page...

Atom-1	Atom-2	Interatomic distance (Å)	Clash overlap (Å)
2:AC:46:LEU:HD21	2:AC:86:LEU:HD22	1.97	0.46
6:AG:71:THR:C	6:AG:90:VAL:HG22	2.35	0.46
7:AH:45:ILE:C	7:AH:63:LYS:HE3	2.36	0.46
12:AM:64:VAL:O	12:AM:65:GLU:C	2.54	0.46
14:AO:19:ALA:C	14:AO:21:ASP:H	2.19	0.46
14:AO:61:SER:O	14:AO:65:LYS:HG3	2.15	0.46
15:AP:1:MET:HG3	15:AP:3:THR:HG23	1.96	0.46
15:AP:11:ALA:N	15:AP:14:ARG:O	2.48	0.46
22:BA:43:C:H1'	47:BF:91:ARG:NH2	2.30	0.46
23:BB:18:U:H5''	44:BQ:23:TYR:O	2.16	0.46
23:BB:131:A:O2'	23:BB:132:G:H5'	2.16	0.46
23:BB:152:A:H2'	23:BB:153:U:C6	2.50	0.46
23:BB:272:A:H2'	23:BB:273:G:C8	2.51	0.46
23:BB:832:U:O2'	37:BL:46:VAL:HG11	2.16	0.46
23:BB:966:G:H5'	23:BB:2272:U:C6	2.50	0.46
23:BB:1046:A:C3'	23:BB:1047:G:H5''	2.45	0.46
23:BB:1181:U:H2'	23:BB:1182:G:H8	1.81	0.46
23:BB:1279:G:OP1	42:BN:35:LYS:HG3	2.16	0.46
23:BB:1831:G:H2'	23:BB:1832:C:C6	2.50	0.46
23:BB:2133:G:N3	23:BB:2133:G:H2'	2.29	0.46
23:BB:2702:G:H2'	23:BB:2703:C:C6	2.50	0.46
24:BI:129:GLU:CB	24:BI:133:ARG:HH12	2.21	0.46
25:BC:124:LYS:O	25:BC:127:ASN:HB2	2.15	0.46
27:BK:63:VAL:HG21	27:BK:85:VAL:HG23	1.97	0.46
27:BK:105:ARG:O	27:BK:108:ARG:HG2	2.16	0.46
28:BP:50:ARG:CB	28:BP:57:ALA:H	2.23	0.46
29:BE:150:THR:CG2	29:BE:153:LEU:HB2	2.45	0.46
35:BV:9:ARG:HH22	35:BV:12:GLN:HA	1.77	0.46
36:B2:43:THR:O	36:B2:45:SER:N	2.49	0.46
39:BX:17:GLU:OE1	39:BX:21:LEU:HD11	2.16	0.46
39:BX:23:ARG:HA	39:BX:26:PHE:HB3	1.97	0.46
40:BH:65:ALA:O	40:BH:68:ARG:HG2	2.15	0.46
40:BH:77:THR:HG22	40:BH:79:THR:HG23	1.96	0.46
41:BJ:30:THR:O	41:BJ:34:ARG:HB2	2.15	0.46
41:BJ:44:TYR:HB2	44:BQ:63:ARG:CD	2.45	0.46
43:BO:107:ALA:O	43:BO:111:ARG:HB2	2.16	0.46
46:BU:86:PHE:CG	46:BU:87:GLU:N	2.83	0.46
47:BF:109:ARG:HD3	47:BF:109:ARG:C	2.35	0.46
48:BG:108:PHE:HE1	48:BG:150:TYR:O	1.99	0.46
52:BW:45:HIS:ND1	52:BW:45:HIS:N	2.61	0.46
8:CI:10:ARG:HG3	8:CI:105:ARG:HH21	1.80	0.46

Continued on next page...

Continued from previous page...

Atom-1	Atom-2	Interatomic distance (Å)	Clash overlap (Å)
13:CN:41:TRP:HD1	13:CN:44:VAL:H	1.63	0.46
15:CP:44:SER:OG	15:CP:46:LYS:HG2	2.16	0.46
16:CQ:63:CYS:SG	16:CQ:66:LEU:HD11	2.54	0.46
20:CB:18:GLN:HG2	20:CB:189:ASN:CG	2.36	0.46
1:CA:147:G:H2'	1:CA:148:G:C8	2.51	0.46
1:CA:668:G:O2'	1:CA:669:G:H5'	2.15	0.46
1:CA:1384:C:H2'	1:CA:1385:G:C8	2.50	0.46
23:DB:370:G:O2'	23:DB:423:A:H3'	2.16	0.46
23:DB:547:A:N7	23:DB:548:G:H1'	2.31	0.46
23:DB:962:G:N2	23:DB:2250:G:H1	2.13	0.46
23:DB:982:C:O2	23:DB:982:C:H2'	2.14	0.46
23:DB:1256:G:H21	29:DE:77:ILE:HG23	1.79	0.46
23:DB:2839:G:H2'	23:DB:2840:C:H6	1.80	0.46
25:DC:141:HIS:HB2	25:DC:192:GLY:O	2.15	0.46
27:DK:38:ILE:HD13	27:DK:61:VAL:HG12	1.96	0.46
27:DK:60:ALA:HB2	27:DK:86:LEU:HA	1.98	0.46
29:DE:111:GLU:HA	29:DE:114:ARG:CZ	2.46	0.46
30:DY:12:ALA:HB2	30:DY:53:MET:HE1	1.98	0.46
31:D0:47:TYR:CZ	31:D0:52:LYS:HG3	2.51	0.46
37:DL:127:VAL:HG23	37:DL:131:ALA:HB3	1.95	0.46
37:DL:135:ILE:CG2	37:DL:136:GLU:N	2.78	0.46
38:DM:61:GLY:HA2	38:DM:107:GLY:HA3	1.97	0.46
40:DH:41:LYS:O	40:DH:44:ILE:HG12	2.16	0.46
41:DJ:1:MET:SD	41:DJ:2:LYS:HE2	2.55	0.46
41:DJ:110:PRO:HB2	41:DJ:111:LYS:HD2	1.96	0.46
47:DF:2:LYS:NZ	47:DF:100:GLU:HG2	2.30	0.46
47:DF:29:ARG:CD	47:DF:29:ARG:H	2.28	0.46
53:D6:62:ASP:OD2	53:D6:64:ARG:HD2	2.14	0.46
1:AA:95:C:O2	1:AA:95:C:H2'	2.15	0.46
1:AA:1014:A:H4'	18:AS:13:HIS:CG	2.50	0.46
1:AA:1034:G:C2'	1:AA:1035:A:H5'	2.45	0.46
1:AA:1347:G:H22	1:AA:1373:G:H2'	1.78	0.46
5:AF:6:ILE:HG23	5:AF:62:MET:CB	2.38	0.46
8:AI:71:ILE:H	8:AI:71:ILE:CD1	2.27	0.46
15:AP:28:ARG:NH1	15:AP:29:ASN:HB2	2.31	0.46
16:AQ:24:ILE:HD13	16:AQ:43:LEU:HD13	1.98	0.46
19:AT:66:ILE:HG23	19:AT:70:LYS:HB3	1.97	0.46
21:AU:24:LYS:HD2	21:AU:25:ALA:N	2.16	0.46
23:BB:16:C:O2'	23:BB:17:G:H5'	2.15	0.46
23:BB:825:A:O2'	37:BL:54:GLN:HB3	2.15	0.46
23:BB:1119:U:OP1	35:BV:83:LYS:HE3	2.16	0.46

Continued on next page...

Continued from previous page...

Atom-1	Atom-2	Interatomic distance (Å)	Clash overlap (Å)
23:BB:1383:A:H2	23:BB:1405:U:O2	1.98	0.46
23:BB:1654:A:O2'	26:BD:118:PHE:HA	2.16	0.46
23:BB:1712:U:H2'	23:BB:1713:A:C8	2.50	0.46
25:BC:90:ILE:HA	25:BC:103:ILE:O	2.15	0.46
26:BD:53:GLY:C	26:BD:76:GLY:HA2	2.36	0.46
26:BD:191:GLY:O	26:BD:192:ALA:HB3	2.15	0.46
35:BV:20:LEU:HD23	35:BV:25:LYS:HB3	1.97	0.46
37:BL:95:LEU:HD11	37:BL:125:LEU:HD11	1.97	0.46
39:BX:17:GLU:HB3	39:BX:53:VAL:CG1	2.42	0.46
48:BG:174:LYS:HZ3	48:BG:176:LYS:HB3	1.80	0.46
49:BR:86:GLN:HE21	49:BR:86:GLN:HB2	1.52	0.46
53:B6:9:GLU:HG2	53:B6:13:HIS:CD2	2.50	0.46
53:B6:142:LYS:HE3	53:B6:142:LYS:HA	1.97	0.46
8:CI:7:GLY:HA3	8:CI:85:ALA:HB2	1.96	0.46
8:CI:41:GLU:C	8:CI:43:ALA:H	2.18	0.46
9:CJ:82:LYS:HA	9:CJ:85:ASP:OD2	2.16	0.46
12:CM:1:ALA:O	12:CM:3:ILE:HG13	2.13	0.46
13:CN:14:ALA:HB1	13:CN:18:LYS:CE	2.43	0.46
14:CO:18:ASP:O	14:CO:19:ALA:HB2	2.14	0.46
14:CO:39:LEU:HD23	14:CO:43:PHE:CE1	2.48	0.46
1:CA:191:G:H2'	1:CA:192:A:C8	2.51	0.46
1:CA:240:G:H5'	1:CA:240:G:C8	2.46	0.46
1:CA:251:G:N3	1:CA:266:G:O6	2.49	0.46
1:CA:279:A:H4'	1:CA:280:C:OP2	2.16	0.46
1:CA:893:C:H2'	1:CA:894:G:H8	1.80	0.46
1:CA:1188:A:H2'	1:CA:1189:U:O4'	2.16	0.46
1:CA:1283:U:H2'	1:CA:1284:C:H6	1.80	0.46
23:DB:523:C:H5''	23:DB:540:C:O2'	2.15	0.46
23:DB:682:G:H5'	36:D2:26:ASN:CG	2.34	0.46
23:DB:727:A:OP1	23:DB:1431:A:O2'	2.30	0.46
23:DB:853:C:O2'	23:DB:854:C:H5'	2.14	0.46
23:DB:1093:G:O2'	23:DB:1094:U:H5'	2.15	0.46
23:DB:2073:C:C5'	25:DC:227:VAL:HG12	2.45	0.46
23:DB:2144:G:C3'	23:DB:2145:C:H5'	2.45	0.46
23:DB:2334:U:N3	43:DO:16:ARG:HG2	2.30	0.46
23:DB:2657:A:H2'	23:DB:2658:C:O4'	2.15	0.46
25:DC:2:VAL:HG23	25:DC:3:VAL:N	2.30	0.46
26:DD:113:SER:HB3	26:DD:167:ASN:N	2.30	0.46
28:DP:3:ILE:HD13	28:DP:3:ILE:C	2.36	0.46
28:DP:63:ILE:H	28:DP:69:VAL:HG22	1.81	0.46
29:DE:118:LEU:HD21	29:DE:188:MET:HE3	1.96	0.46

Continued on next page...

Continued from previous page...

Atom-1	Atom-2	Interatomic distance (Å)	Clash overlap (Å)
33:D1:26:LYS:HD3	33:D1:52:LYS:O	2.16	0.46
35:DV:1:MET:CE	35:DV:2:PHE:H	2.27	0.46
37:DL:111:ILE:HG22	37:DL:112:LEU:N	2.30	0.46
38:DM:52:ALA:HB2	38:DM:123:LYS:HE3	1.97	0.46
41:DJ:16:TYR:O	41:DJ:55:ILE:HG12	2.15	0.46
43:DO:16:ARG:HH21	43:DO:19:GLN:NE2	2.13	0.46
43:DO:105:ALA:O	43:DO:107:ALA:N	2.42	0.46
44:DQ:16:ILE:HG22	44:DQ:17:LEU:N	2.29	0.46
46:DU:40:LEU:H	46:DU:40:LEU:HD12	1.81	0.46
47:DF:71:LYS:O	47:DF:72:SER:HB3	2.15	0.46
49:DR:11:GLN:NE2	49:DR:39:LEU:HD11	2.31	0.46
50:DT:50:LEU:O	50:DT:51:PHE:HB2	2.15	0.46
52:DW:49:ASN:HB3	52:DW:81:ILE:HG12	1.95	0.46
53:D6:18:LEU:HG	53:D6:171:LYS:HZ1	1.78	0.46
53:D6:64:ARG:C	53:D6:103:ILE:HD13	2.35	0.46
53:D6:106:LEU:CG	53:D6:111:ARG:HE	2.15	0.46
1:AA:84:U:H3'	1:AA:87:C:C2	2.51	0.46
1:AA:556:C:O2'	1:AA:557:G:H5'	2.16	0.46
1:AA:1396:A:H2	4:AE:23:THR:HG21	1.80	0.46
1:AA:1437:A:H2'	1:AA:1438:G:C8	2.49	0.46
6:AG:12:LEU:HD13	6:AG:13:PRO:HD2	1.96	0.46
9:AJ:52:LEU:HB2	13:AN:80:ARG:NE	2.30	0.46
11:AL:17:LYS:O	11:AL:17:LYS:HD2	2.16	0.46
19:AT:57:VAL:HG23	19:AT:58:ASP:N	2.30	0.46
20:AB:46:VAL:N	20:AB:47:PRO:CD	2.78	0.46
23:BB:233:A:N6	23:BB:428:A:H61	2.14	0.46
23:BB:309:A:H4'	46:BU:15:GLY:HA3	1.96	0.46
23:BB:315:G:H2'	23:BB:316:C:H6	1.77	0.46
23:BB:523:C:H4'	23:BB:540:C:O2	2.15	0.46
23:BB:607:U:O4	23:BB:619:G:H2'	2.16	0.46
23:BB:1030:C:O2'	23:BB:1031:G:H5'	2.15	0.46
23:BB:1203:U:H1'	37:BL:4:ASN:ND2	2.13	0.46
23:BB:1323:C:OP1	45:BS:84:ARG:HD3	2.15	0.46
23:BB:1470:A:H2'	23:BB:1471:G:O4'	2.16	0.46
23:BB:1740:G:H2'	23:BB:1741:C:O4'	2.15	0.46
23:BB:2093:G:O2'	23:BB:2094:A:H5'	2.16	0.46
23:BB:2188:U:H2'	23:BB:2189:U:H6	1.80	0.46
23:BB:2729:G:H2'	23:BB:2730:C:H6	1.80	0.46
25:BC:140:VAL:O	25:BC:141:HIS:HB2	2.16	0.46
26:BD:181:ASP:OD1	26:BD:181:ASP:C	2.53	0.46
35:BV:14:LYS:HE2	35:BV:18:ARG:NH2	2.31	0.46

Continued on next page...

Continued from previous page...

Atom-1	Atom-2	Interatomic distance (Å)	Clash overlap (Å)
35:BV:64:VAL:HG13	35:BV:68:LYS:O	2.15	0.46
37:BL:111:ILE:HG22	37:BL:112:LEU:N	2.31	0.46
42:BN:63:ARG:O	42:BN:66:ALA:HB3	2.15	0.46
45:BS:71:VAL:HG22	45:BS:71:VAL:O	2.15	0.46
47:BF:31:GLU:O	47:BF:32:LYS:O	2.32	0.46
47:BF:74:ALA:HB1	47:BF:76:PHE:HD2	1.81	0.46
49:BR:40:MET:C	49:BR:41:ILE:HD13	2.36	0.46
49:BR:62:GLU:O	49:BR:96:VAL:HA	2.16	0.46
2:CC:156:LEU:HD11	2:CC:165:GLU:HB2	1.98	0.46
3:CD:187:ARG:HH12	3:CD:191:SER:HA	1.81	0.46
4:CE:29:ILE:O	4:CE:29:ILE:HG22	2.14	0.46
4:CE:61:LYS:HB3	4:CE:61:LYS:NZ	2.31	0.46
8:CI:87:MET:CE	8:CI:91:GLU:HG2	2.46	0.46
11:CL:13:ARG:HB2	11:CL:14:LYS:H	1.43	0.46
12:CM:90:HIS:HA	12:CM:108:ARG:HH22	1.81	0.46
13:CN:50:LEU:HD23	13:CN:51:PRO:HD3	1.98	0.46
19:CT:4:LYS:O	19:CT:7:LYS:N	2.46	0.46
23:DB:524:G:O2'	23:DB:525:U:H5'	2.16	0.46
23:DB:966:G:H5'	23:DB:2272:U:C6	2.50	0.46
23:DB:2729:G:H2'	23:DB:2730:C:H6	1.81	0.46
25:DC:91:ALA:CB	25:DC:105:ALA:HB2	2.46	0.46
29:DE:136:GLN:HE22	29:DE:139:LYS:HD3	1.81	0.46
29:DE:150:THR:CG2	29:DE:153:LEU:HB2	2.45	0.46
30:DY:4:ILE:CD1	30:DY:58:GLU:HG3	2.46	0.46
34:D3:20:GLY:HA3	34:D3:48:MET:CE	2.45	0.46
44:DQ:59:LEU:C	44:DQ:59:LEU:HD13	2.35	0.46
47:DF:42:ALA:O	47:DF:45:ASP:N	2.49	0.46
48:DG:10:VAL:HB	48:DG:47:ASN:CB	2.45	0.46
53:D6:29:ARG:O	53:D6:114:LEU:HD21	2.16	0.46
1:AA:238:A:H3'	1:AA:239:U:H5''	1.98	0.46
1:AA:332:G:O2'	1:AA:333:U:H5'	2.16	0.46
1:AA:333:U:H2'	1:AA:334:C:H6	1.80	0.46
1:AA:587:G:H4'	7:AH:3:GLN:HA	1.97	0.46
1:AA:1011:C:H2'	1:AA:1012:A:H8	1.79	0.46
1:AA:1141:C:H2'	1:AA:1142:G:H8	1.79	0.46
1:AA:1144:G:N2	1:AA:1146:A:H62	2.14	0.46
1:AA:1256:A:O4'	1:AA:1278:G:N2	2.49	0.46
3:AD:16:THR:HG22	3:AD:17:ASP:N	2.31	0.46
5:AF:18:VAL:O	5:AF:22:ILE:HG13	2.15	0.46
6:AG:112:ASP:HB3	6:AG:117:LEU:HD21	1.97	0.46
8:AI:22:PRO:HA	8:AI:60:LEU:CB	2.46	0.46

Continued on next page...

Continued from previous page...

Atom-1	Atom-2	Interatomic distance (Å)	Clash overlap (Å)
10:AK:22:ILE:HD12	10:AK:85:VAL:HG22	1.98	0.46
15:AP:28:ARG:CZ	15:AP:29:ASN:HD22	2.29	0.46
15:AP:71:VAL:HG13	15:AP:72:ALA:N	2.31	0.46
18:AS:66:VAL:O	18:AS:68:HIS:N	2.49	0.46
22:BA:48:U:H2'	22:BA:49:C:H6	1.78	0.46
23:BB:68:G:H2'	23:BB:69:C:C6	2.51	0.46
23:BB:370:G:O2'	23:BB:423:A:H3'	2.15	0.46
23:BB:402:A:H2'	23:BB:403:U:O4'	2.15	0.46
23:BB:643:A:C2	33:B1:43:ARG:HD2	2.51	0.46
23:BB:1263:U:O2'	31:B0:7:PRO:HD2	2.15	0.46
23:BB:1370:C:O4'	23:BB:1810:A:H2	1.99	0.46
23:BB:1443:U:H2'	23:BB:1444:G:H8	1.80	0.46
23:BB:1724:G:H2'	23:BB:1725:U:C6	2.51	0.46
23:BB:1826:G:H2'	23:BB:1827:U:C6	2.49	0.46
23:BB:2196:C:O2'	23:BB:2197:U:H5'	2.15	0.46
23:BB:2605:U:H2'	23:BB:2606:C:C6	2.50	0.46
23:BB:2849:U:N3	23:BB:2867:G:C8	2.84	0.46
23:BB:2900:A:H2'	23:BB:2901:C:O4'	2.15	0.46
26:BD:25:THR:HG21	26:BD:193:VAL:HG22	1.96	0.46
26:BD:201:LEU:C	26:BD:202:ILE:HD12	2.36	0.46
27:BK:111:LYS:C	27:BK:113:MET:H	2.19	0.46
28:BP:102:ARG:O	28:BP:103:THR:HB	2.15	0.46
34:B3:50:SER:C	34:B3:52:GLY:H	2.18	0.46
37:BL:101:ILE:HG22	37:BL:102:GLY:N	2.30	0.46
40:BH:89:LYS:HA	40:BH:89:LYS:NZ	2.30	0.46
43:BO:26:LEU:HD13	43:BO:39:VAL:HG22	1.98	0.46
44:BQ:79:ILE:O	44:BQ:79:ILE:HG23	2.15	0.46
45:BS:32:ALA:O	45:BS:36:LEU:HD23	2.15	0.46
46:BU:14:THR:HB	46:BU:68:ASN:HB3	1.98	0.46
47:BF:71:LYS:O	47:BF:72:SER:HB3	2.14	0.46
49:BR:11:GLN:HE22	49:BR:39:LEU:HD11	1.81	0.46
3:CD:55:ARG:HH11	3:CD:55:ARG:HG3	1.81	0.46
3:CD:145:ARG:HE	3:CD:147:LYS:HG2	1.80	0.46
8:CI:49:GLN:HB3	8:CI:102:PHE:CE1	2.50	0.46
10:CK:74:LYS:C	10:CK:76:TYR:H	2.18	0.46
12:CM:9:PRO:O	12:CM:44:ILE:HD13	2.16	0.46
12:CM:90:HIS:HA	12:CM:108:ARG:NH2	2.31	0.46
13:CN:63:CYS:SG	13:CN:82:LYS:HG3	2.56	0.46
15:CP:11:ALA:N	15:CP:14:ARG:O	2.49	0.46
18:CS:68:HIS:HB3	18:CS:72:GLU:CD	2.36	0.46
1:CA:224:U:H2'	1:CA:225:C:C6	2.51	0.46

Continued on next page...

Continued from previous page...

Atom-1	Atom-2	Interatomic distance (Å)	Clash overlap (Å)
1:CA:575:G:O2'	1:CA:821:G:H5'	2.16	0.46
1:CA:1206:G:H2'	1:CA:1207:G:O4'	2.15	0.46
1:CA:1499:A:H1'	1:CA:1520:C:H5'	1.97	0.46
22:DA:94:A:OP1	35:DV:19:ARG:HD3	2.15	0.46
23:DB:776:G:H4'	23:DB:777:G:C5'	2.46	0.46
23:DB:912:C:H2'	23:DB:913:U:C6	2.50	0.46
23:DB:1099:G:N7	24:DI:3:LYS:CD	2.79	0.46
23:DB:1831:G:H2'	23:DB:1832:C:C6	2.51	0.46
23:DB:2262:U:H4'	23:DB:2328:A:C2	2.51	0.46
23:DB:2383:G:H2'	23:DB:2384:U:C6	2.51	0.46
27:DK:102:PRO:HD3	28:DP:65:ASN:HB2	1.95	0.46
29:DE:108:ILE:HG12	37:DL:2:ARG:HH22	1.80	0.46
37:DL:95:LEU:HD11	37:DL:125:LEU:HD11	1.98	0.46
40:DH:100:ALA:O	40:DH:101:ASP:C	2.54	0.46
40:DH:116:ARG:HB3	40:DH:116:ARG:HH11	1.78	0.46
42:DN:9:GLN:HA	42:DN:17:ARG:NE	2.31	0.46
43:DO:82:ALA:O	43:DO:87:ILE:HB	2.16	0.46
47:DF:37:MET:SD	47:DF:52:ALA:HB1	2.55	0.46
47:DF:109:ARG:HD3	47:DF:109:ARG:C	2.36	0.46
51:DZ:39:TRP:NE1	51:DZ:41:GLU:HG2	2.30	0.46
52:DW:44:PHE:HB3	52:DW:78:PHE:CD1	2.51	0.46
53:D6:80:GLU:CD	53:D6:92:PRO:HB3	2.35	0.46
1:AA:69:G:H2'	1:AA:70:U:C6	2.50	0.46
1:AA:96:U:H2'	1:AA:97:G:C8	2.51	0.46
1:AA:178:C:O2'	1:AA:179:A:H5'	2.15	0.46
1:AA:1073:U:H2'	1:AA:1074:G:C8	2.51	0.46
5:AF:47:LEU:HD21	5:AF:57:ALA:CB	2.45	0.46
5:AF:62:MET:HG3	5:AF:64:VAL:CG2	2.45	0.46
5:AF:85:ILE:HG22	5:AF:86:ARG:H	1.81	0.46
8:AI:46:VAL:O	8:AI:49:GLN:HB2	2.15	0.46
11:AL:34:THR:N	11:AL:53:ARG:O	2.47	0.46
12:AM:113:LYS:N	12:AM:114:PRO:CD	2.79	0.46
16:AQ:28:VAL:HG12	16:AQ:37:ILE:O	2.16	0.46
20:AB:18:GLN:HG2	20:AB:189:ASN:HB3	1.98	0.46
22:BA:28:C:OP1	43:BO:31:THR:HG21	2.15	0.46
23:BB:443:A:H2	23:BB:1245:G:N3	2.14	0.46
23:BB:519:U:H4'	45:BS:73:LYS:HZ3	1.78	0.46
23:BB:770:G:O2'	23:BB:771:G:H5'	2.15	0.46
23:BB:823:C:H2'	23:BB:824:U:C6	2.51	0.46
23:BB:966:G:H1'	23:BB:2267:A:N6	2.31	0.46
23:BB:1842:G:H2'	23:BB:1843:C:H6	1.79	0.46

Continued on next page...

Continued from previous page...

Atom-1	Atom-2	Interatomic distance (Å)	Clash overlap (Å)
23:BB:1889:A:H2'	23:BB:1890:A:H8	1.80	0.46
23:BB:1921:G:N2	23:BB:1922:G:O6	2.49	0.46
23:BB:2085:U:O2'	23:BB:2086:U:H5'	2.16	0.46
23:BB:2399:G:O2'	23:BB:2400:G:H5'	2.16	0.46
23:BB:2678:C:H2'	23:BB:2679:A:H8	1.81	0.46
23:BB:2814:A:H2'	23:BB:2815:C:C6	2.51	0.46
23:BB:2875:C:H2'	23:BB:2876:G:H8	1.80	0.46
26:BD:157:LYS:HB3	26:BD:157:LYS:HZ2	1.81	0.46
35:BV:8:VAL:HA	35:BV:39:ALA:O	2.16	0.46
35:BV:62:THR:CG2	35:BV:71:LYS:HG2	2.40	0.46
38:BM:131:VAL:HG12	38:BM:132:THR:N	2.31	0.46
40:BH:41:LYS:O	40:BH:44:ILE:HG13	2.16	0.46
40:BH:90:LEU:HD13	40:BH:123:ARG:HB3	1.98	0.46
41:BJ:104:ALA:O	41:BJ:108:MET:HG2	2.16	0.46
47:BF:71:LYS:C	47:BF:73:VAL:H	2.19	0.46
47:BF:102:LEU:HA	47:BF:106:ALA:CB	2.45	0.46
53:B6:28:LEU:HD11	53:B6:121:TYR:CE2	2.49	0.46
53:B6:58:VAL:HG13	53:B6:68:VAL:HA	1.96	0.46
2:CC:119:ILE:CG2	2:CC:197:VAL:HG11	2.46	0.46
3:CD:68:GLU:HG2	1:CA:545:C:H5''	1.97	0.46
3:CD:96:ARG:HB3	3:CD:98:ASP:OD2	2.15	0.46
3:CD:165:GLU:CG	3:CD:166:LYS:N	2.78	0.46
4:CE:95:MET:HA	4:CE:124:ALA:CB	2.45	0.46
6:CG:65:LEU:HB3	6:CG:69:ARG:HE	1.81	0.46
8:CI:22:PRO:HA	8:CI:60:LEU:CB	2.45	0.46
8:CI:59:LYS:HB3	8:CI:60:LEU:HD23	1.97	0.46
8:CI:123:ARG:O	1:CA:1343:G:H4'	2.15	0.46
13:CN:30:ILE:HG21	13:CN:44:VAL:CG2	2.41	0.46
16:CQ:14:ASP:HA	16:CQ:20:ILE:CD1	2.46	0.46
18:CS:4:LEU:HD21	1:CA:1316:G:H1	1.81	0.46
20:CB:37:VAL:O	20:CB:37:VAL:HG13	2.15	0.46
1:CA:337:G:H2'	1:CA:338:A:H8	1.79	0.46
1:CA:426:U:H2'	1:CA:427:U:C6	2.51	0.46
1:CA:658:C:O2'	1:CA:659:U:H5'	2.16	0.46
1:CA:788:U:O2'	1:CA:789:U:H5'	2.14	0.46
23:DB:303:G:H2'	23:DB:304:U:H6	1.76	0.46
23:DB:671:C:O2'	23:DB:672:C:H5'	2.15	0.46
23:DB:717:C:C3'	23:DB:718:A:H5''	2.40	0.46
23:DB:1464:G:H2'	23:DB:1465:G:C8	2.48	0.46
23:DB:1725:U:H2'	23:DB:1726:C:H6	1.80	0.46
23:DB:1739:A:H2'	23:DB:1740:G:O4'	2.16	0.46

Continued on next page...

Continued from previous page...

Atom-1	Atom-2	Interatomic distance (Å)	Clash overlap (Å)
23:DB:1826:G:H2'	23:DB:1827:U:H6	1.80	0.46
23:DB:1905:C:O2'	23:DB:1929:G:H1'	2.16	0.46
23:DB:2198:A:H4'	23:DB:2199:A:OP1	2.15	0.46
23:DB:2386:A:H2	52:DW:38:ARG:HB3	1.78	0.46
24:DI:70:THR:O	24:DI:70:THR:HG23	2.15	0.46
25:DC:189:ALA:C	25:DC:190:THR:HG23	2.35	0.46
29:DE:109:LEU:HD12	29:DE:112:LEU:HD12	1.96	0.46
46:DU:46:LYS:HE3	46:DU:47:PRO:O	2.16	0.46
46:DU:64:ILE:HD11	46:DU:68:ASN:HD22	1.80	0.46
50:DT:53:VAL:HG12	50:DT:54:GLU:H	1.80	0.46
1:AA:279:A:H5'	1:AA:281:G:C5'	2.46	0.46
1:AA:370:C:H2'	1:AA:371:A:H8	1.80	0.46
1:AA:398:U:H2'	1:AA:399:G:C8	2.51	0.46
1:AA:400:C:O2'	1:AA:401:C:H5'	2.16	0.46
1:AA:572:A:N3	1:AA:917:G:H1'	2.31	0.46
1:AA:1057:G:H4'	2:AC:196:GLY:H	1.81	0.46
1:AA:1390:U:H2'	1:AA:1391:U:H6	1.81	0.46
1:AA:1521:C:H2'	1:AA:1522:U:C6	2.50	0.46
4:AE:39:GLY:HA2	4:AE:44:ARG:O	2.15	0.46
5:AF:12:PRO:C	5:AF:14:GLN:H	2.19	0.46
7:AH:14:ARG:NE	7:AH:75:GLN:HE21	2.13	0.46
11:AL:82:ARG:HB2	11:AL:97:VAL:HG22	1.97	0.46
13:AN:50:LEU:CD2	13:AN:51:PRO:HD3	2.46	0.46
13:AN:68:ARG:HH12	13:AN:71:GLY:H	1.64	0.46
16:AQ:24:ILE:HD12	16:AQ:24:ILE:N	2.31	0.46
16:AQ:30:HIS:ND1	16:AQ:32:ILE:HG22	2.30	0.46
17:AR:35:SER:HA	17:AR:71:ASP:OD2	2.15	0.46
18:AS:38:THR:HA	18:AS:68:HIS:O	2.16	0.46
18:AS:62:THR:HB	18:AS:64:GLU:OE1	2.16	0.46
21:AU:24:LYS:O	21:AU:28:LEU:HG	2.16	0.46
23:BB:11:C:H2'	23:BB:12:U:H5'	1.96	0.46
23:BB:603:A:H4'	23:BB:604:G:O5'	2.15	0.46
23:BB:615:U:O4	29:BE:39:ALA:HB2	2.16	0.46
23:BB:656:G:H2'	23:BB:657:U:C6	2.50	0.46
23:BB:1334:G:O2'	23:BB:1335:C:H5'	2.16	0.46
23:BB:1407:G:H2'	23:BB:1408:G:C8	2.50	0.46
23:BB:1439:A:N3	23:BB:1553:A:C6	2.84	0.46
23:BB:2363:G:O2'	23:BB:2364:C:H5'	2.15	0.46
23:BB:2834:G:H2'	23:BB:2879:A:H61	1.81	0.46
23:BB:2889:C:H2'	23:BB:2890:G:C8	2.51	0.46
24:BI:72:THR:HG21	24:BI:111:THR:O	2.15	0.46

Continued on next page...

Continued from previous page...

Atom-1	Atom-2	Interatomic distance (Å)	Clash overlap (Å)
26:BD:202:ILE:HD12	26:BD:202:ILE:N	2.31	0.46
29:BE:21:ARG:HH11	29:BE:106:LYS:CD	2.28	0.46
30:BY:26:LEU:N	30:BY:46:MET:HE1	2.31	0.46
37:BL:69:ARG:HD3	37:BL:69:ARG:O	2.16	0.46
38:BM:57:VAL:HG13	38:BM:108:VAL:HG21	1.98	0.46
41:BJ:72:LYS:HB2	41:BJ:89:PHE:H	1.80	0.46
41:BJ:124:VAL:O	41:BJ:125:TYR:HB2	2.15	0.46
45:BS:13:SER:OG	45:BS:14:ALA:N	2.47	0.46
47:BF:41:GLU:HB2	47:BF:42:ALA:H	1.63	0.46
47:BF:106:ALA:O	47:BF:135:ILE:HD13	2.16	0.46
47:BF:127:TYR:OH	47:BF:166:ARG:HG3	2.16	0.46
48:BG:9:VAL:HA	48:BG:48:THR:HA	1.98	0.46
48:BG:96:ALA:O	48:BG:97:VAL:HB	2.16	0.46
50:BT:39:THR:O	50:BT:41:ALA:N	2.49	0.46
50:BT:50:LEU:O	50:BT:51:PHE:HB2	2.15	0.46
53:B6:51:PRO:C	53:B6:53:ASN:H	2.19	0.46
4:CE:45:VAL:O	4:CE:70:MET:HB3	2.16	0.46
5:CF:61:LEU:HD13	5:CF:62:MET:H	1.80	0.46
6:CG:77:ARG:O	6:CG:79:VAL:HG23	2.14	0.46
7:CH:94:VAL:HG23	7:CH:101:ALA:HB2	1.98	0.46
10:CK:28:ASN:HD21	10:CK:47:GLY:H	1.62	0.46
11:CL:2:THR:H	11:CL:5:GLN:HE21	1.64	0.46
15:CP:46:LYS:H	15:CP:46:LYS:HG3	1.45	0.46
16:CQ:16:MET:HB3	16:CQ:19:SER:HB2	1.98	0.46
20:CB:88:GLN:CG	20:CB:220:VAL:HG11	2.46	0.46
20:CB:130:LYS:HB2	1:CA:1160:G:C5'	2.46	0.46
1:CA:113:G:H21	1:CA:353:A:H8	1.62	0.46
1:CA:864:A:H2'	1:CA:865:A:C8	2.51	0.46
1:CA:992:U:H2'	1:CA:1043:G:N7	2.29	0.46
1:CA:1091:U:H2'	1:CA:1093:A:OP2	2.16	0.46
1:CA:1260:G:OP1	1:CA:1284:C:H4'	2.16	0.46
1:CA:1299:A:C8	1:CA:1301:U:H1'	2.51	0.46
23:DB:39:G:H2'	23:DB:40:U:H6	1.80	0.46
23:DB:237:C:O2'	23:DB:238:C:H5'	2.15	0.46
23:DB:828:U:H4'	23:DB:831:G:N1	2.30	0.46
23:DB:1092:C:C2'	23:DB:1093:G:H5'	2.46	0.46
23:DB:1250:G:OP2	37:DL:21:ARG:NH2	2.48	0.46
23:DB:1292:G:O2'	23:DB:1293:C:H5'	2.16	0.46
23:DB:1335:C:H2'	23:DB:1336:A:H8	1.80	0.46
23:DB:2023:C:H4'	23:DB:2617:U:O3'	2.16	0.46
23:DB:2027:G:O2'	23:DB:2028:U:H5'	2.15	0.46

Continued on next page...

Continued from previous page...

Atom-1	Atom-2	Interatomic distance (Å)	Clash overlap (Å)
23:DB:2292:U:H2'	23:DB:2293:G:H8	1.81	0.46
23:DB:2295:C:O2'	23:DB:2296:U:H5'	2.16	0.46
23:DB:2392:A:H5''	34:D3:27:ASN:HD22	1.81	0.46
23:DB:2617:U:O2'	23:DB:2618:G:H5'	2.16	0.46
23:DB:2645:G:H3'	23:DB:2646:C:C5'	2.45	0.46
23:DB:2702:G:H2'	23:DB:2703:C:C6	2.51	0.46
24:DI:2:LYS:O	24:DI:3:LYS:HG3	2.14	0.46
24:DI:100:ILE:HG23	24:DI:104:GLN:OE1	2.16	0.46
25:DC:68:ARG:HB2	25:DC:128:THR:HG21	1.96	0.46
25:DC:143:VAL:O	25:DC:151:GLY:HA2	2.16	0.46
27:DK:47:ILE:HG23	27:DK:48:PRO:CD	2.46	0.46
30:DY:2:LYS:H	30:DY:2:LYS:HD3	1.80	0.46
33:D1:10:LEU:HD23	33:D1:35:LEU:HD21	1.98	0.46
38:DM:31:PHE:HA	38:DM:131:VAL:O	2.15	0.46
41:DJ:41:LYS:HD2	41:DJ:50:THR:O	2.16	0.46
42:DN:72:ASP:OD2	42:DN:74:GLU:HB3	2.16	0.46
43:DO:67:ASN:HB3	43:DO:70:ALA:HB2	1.97	0.46
46:DU:43:LYS:C	46:DU:43:LYS:HD3	2.37	0.46
46:DU:60:LYS:HE2	46:DU:60:LYS:HA	1.98	0.46
47:DF:128:SER:HA	47:DF:153:ILE:O	2.16	0.46
48:DG:108:PHE:HE1	48:DG:150:TYR:O	1.98	0.46
50:DT:32:LEU:HG	50:DT:83:ALA:CB	2.45	0.46
50:DT:34:VAL:HG21	50:DT:43:ILE:CD1	2.46	0.46
52:DW:28:GLU:CG	52:DW:29:SER:H	2.28	0.46
52:DW:65:LYS:NZ	52:DW:84:GLU:HB2	2.31	0.46
1:AA:105:G:H2'	1:AA:106:C:H6	1.81	0.46
1:AA:545:C:H5''	3:AD:68:GLU:HG2	1.97	0.46
1:AA:1389:C:H2'	1:AA:1390:U:C6	2.51	0.46
1:AA:1399:C:H1'	56:AA:2372:HOH:O	2.14	0.46
1:AA:1410:A:H2'	1:AA:1411:C:C6	2.51	0.46
2:AC:63:ILE:CD1	2:AC:94:ALA:HB3	2.40	0.46
3:AD:101:VAL:HG13	3:AD:106:PHE:HB2	1.98	0.46
6:AG:77:ARG:O	6:AG:79:VAL:HG23	2.16	0.46
7:AH:76:ARG:HD2	7:AH:77:VAL:H	1.81	0.46
12:AM:11:HIS:H	12:AM:45:SER:CB	2.29	0.46
13:AN:17:ASP:O	13:AN:21:ALA:HB3	2.16	0.46
13:AN:63:CYS:SG	13:AN:82:LYS:HG3	2.56	0.46
17:AR:21:ASP:CG	17:AR:23:LYS:HG3	2.36	0.46
19:AT:34:VAL:CG1	19:AT:78:LEU:HD22	2.46	0.46
21:AU:42:THR:O	21:AU:46:ARG:N	2.48	0.46
23:BB:48:G:N2	23:BB:177:G:H21	2.14	0.46

Continued on next page...

Continued from previous page...

Atom-1	Atom-2	Interatomic distance (Å)	Clash overlap (Å)
23:BB:710:U:H2'	23:BB:711:G:C8	2.50	0.46
23:BB:933:A:H5'	23:BB:934:U:OP2	2.15	0.46
23:BB:1190:G:H5''	37:BL:32:GLY:HA2	1.97	0.46
23:BB:1372:U:O2'	23:BB:2212:A:H8	1.97	0.46
23:BB:1450:G:C6	23:BB:1451:C:N4	2.83	0.46
23:BB:1463:C:H2'	23:BB:1464:G:C8	2.51	0.46
23:BB:1687:G:H2'	23:BB:1688:U:C6	2.51	0.46
23:BB:2150:C:H2'	23:BB:2151:U:H6	1.78	0.46
24:BI:44:LYS:O	24:BI:48:ILE:HG13	2.15	0.46
25:BC:4:LYS:HD2	25:BC:5:CYS:N	2.31	0.46
26:BD:170:VAL:O	26:BD:170:VAL:HG23	2.16	0.46
27:BK:19:VAL:O	27:BK:19:VAL:HG23	2.15	0.46
29:BE:58:LYS:HD3	29:BE:60:TRP:HD1	1.80	0.46
29:BE:109:LEU:O	29:BE:112:LEU:HB2	2.14	0.46
37:BL:2:ARG:HG2	37:BL:2:ARG:O	2.16	0.46
37:BL:70:LYS:O	37:BL:73:ILE:HG12	2.15	0.46
40:BH:25:TYR:CZ	40:BH:30:LEU:HD21	2.51	0.46
41:BJ:34:ARG:HG3	41:BJ:34:ARG:NH1	2.31	0.46
46:BU:3:LYS:CB	46:BU:82:VAL:HG21	2.41	0.46
48:BG:74:MET:O	48:BG:78:VAL:HG22	2.15	0.46
53:B6:10:THR:HG22	53:B6:14:MET:CE	2.46	0.46
53:B6:174:GLN:HG2	53:B6:175:LEU:N	2.30	0.46
6:CG:71:THR:HG22	6:CG:141:HIS:NE2	2.31	0.46
17:CR:21:ASP:CG	17:CR:23:LYS:HG3	2.36	0.46
1:CA:597:G:H2'	1:CA:598:U:H5'	1.98	0.46
1:CA:837:U:H2'	1:CA:838:G:C8	2.46	0.46
1:CA:1028:C:H3'	1:CA:1029:U:N3	2.31	0.46
1:CA:1324:A:H4'	1:CA:1363:A:OP1	2.15	0.46
1:CA:1386:G:O2'	1:CA:1387:G:H5'	2.16	0.46
1:CA:1464:U:H2'	1:CA:1465:A:C8	2.50	0.46
22:DA:43:C:H1'	47:DF:91:ARG:HH21	1.81	0.46
23:DB:196:A:H2'	23:DB:196:A:N3	2.31	0.46
23:DB:279:A:N6	23:DB:361:G:O2'	2.49	0.46
23:DB:991:C:H5'	23:DB:991:C:H6	1.81	0.46
23:DB:1124:G:H1'	32:D4:38:GLY:OXT	2.16	0.46
23:DB:1323:C:H2'	23:DB:1324:G:H5'	1.97	0.46
23:DB:1348:C:H5'	23:DB:1349:C:OP2	2.15	0.46
23:DB:1640:A:O2'	23:DB:1641:A:H5'	2.15	0.46
23:DB:1654:A:O2'	26:DD:118:PHE:CB	2.64	0.46
23:DB:1720:U:O2'	23:DB:1721:G:H5'	2.16	0.46
23:DB:2070:A:H2'	23:DB:2071:A:C8	2.51	0.46

Continued on next page...

Continued from previous page...

Atom-1	Atom-2	Interatomic distance (Å)	Clash overlap (Å)
23:DB:2393:U:O2'	23:DB:2394:C:H5'	2.16	0.46
24:DI:75:ALA:O	24:DI:79:LEU:HG	2.15	0.46
25:DC:124:LYS:O	25:DC:127:ASN:HB2	2.15	0.46
25:DC:270:ARG:HB3	25:DC:270:ARG:NH1	2.31	0.46
27:DK:105:ARG:O	27:DK:108:ARG:HG2	2.15	0.46
27:DK:111:LYS:C	27:DK:113:MET:H	2.19	0.46
28:DP:56:SER:HB2	28:DP:75:THR:HG22	1.98	0.46
39:DX:23:ARG:HA	39:DX:26:PHE:HB3	1.97	0.46
40:DH:67:ALA:O	40:DH:70:GLU:HG3	2.16	0.46
44:DQ:63:ARG:O	44:DQ:66:ALA:N	2.49	0.46
44:DQ:79:ILE:O	44:DQ:79:ILE:HG23	2.15	0.46
44:DQ:104:ALA:C	44:DQ:106:THR:H	2.18	0.46
46:DU:43:LYS:HZ2	46:DU:45:GLN:HA	1.81	0.46
47:DF:15:LEU:HD22	47:DF:167:ALA:HB1	1.98	0.46
47:DF:31:GLU:O	47:DF:32:LYS:O	2.33	0.46
47:DF:102:LEU:HA	47:DF:106:ALA:CB	2.45	0.46
48:DG:32:LEU:CD2	48:DG:33:THR:H	2.29	0.46
48:DG:102:ILE:HD11	48:DG:116:LEU:HD21	1.97	0.46
48:DG:140:ILE:O	48:DG:144:ALA:HB2	2.16	0.46
49:DR:62:GLU:O	49:DR:96:VAL:HA	2.16	0.46
50:DT:55:VAL:H	50:DT:87:LEU:HB3	1.80	0.46
51:DZ:7:VAL:HG23	51:DZ:67:VAL:HG13	1.98	0.46
52:DW:49:ASN:HD22	52:DW:60:ALA:H	1.63	0.46
52:DW:62:ALA:O	52:DW:81:ILE:HD12	2.15	0.46
53:D6:52:LEU:HA	53:D6:55:ILE:CG2	2.44	0.46
1:AA:668:G:O2'	1:AA:669:G:H5'	2.15	0.46
1:AA:723:U:H5'	21:AU:48:LYS:HG2	1.97	0.46
1:AA:1086:U:O4	1:AA:1099:G:N1	2.47	0.46
1:AA:1089:G:H2'	1:AA:1090:U:O4'	2.16	0.46
1:AA:1203:C:H4'	13:AN:66:THR:HG22	1.98	0.46
1:AA:1527:U:O2'	1:AA:1528:U:H5'	2.16	0.46
4:AE:61:LYS:NZ	4:AE:61:LYS:HB3	2.31	0.46
5:AF:42:TRP:CZ2	5:AF:61:LEU:HD23	2.51	0.46
6:AG:14:ASP:O	6:AG:18:GLY:HA2	2.15	0.46
8:AI:46:VAL:HA	8:AI:49:GLN:OE1	2.16	0.46
13:AN:61:ASN:HB3	13:AN:72:PHE:CE2	2.51	0.46
14:AO:74:ASP:OD1	14:AO:76:ALA:HB3	2.15	0.46
18:AS:18:VAL:HG13	18:AS:19:GLU:N	2.30	0.46
20:AB:40:ILE:CG2	20:AB:200:PRO:HB2	2.46	0.46
20:AB:46:VAL:HA	20:AB:49:PHE:CG	2.51	0.46
20:AB:88:GLN:CG	20:AB:220:VAL:HG11	2.45	0.46

Continued on next page...

Continued from previous page...

Atom-1	Atom-2	Interatomic distance (Å)	Clash overlap (Å)
22:BA:13:G:H1'	22:BA:69:G:N2	2.31	0.46
22:BA:16:G:O2'	22:BA:17:C:H5'	2.16	0.46
22:BA:61:G:H2'	22:BA:62:C:H6	1.81	0.46
23:BB:74:A:H4'	23:BB:75:G:O5'	2.16	0.46
23:BB:274:C:H2'	23:BB:275:C:C6	2.51	0.46
23:BB:600:G:H2'	23:BB:601:C:C6	2.51	0.46
23:BB:1783:A:H5'	23:BB:2608:G:H4'	1.96	0.46
23:BB:1818:U:HO2'	23:BB:1819:A:P	2.39	0.46
23:BB:1948:G:O2'	23:BB:1949:G:H5'	2.16	0.46
23:BB:2099:U:H2'	23:BB:2100:G:H8	1.81	0.46
23:BB:2603:G:O2'	23:BB:2604:U:H5'	2.16	0.46
24:BI:5:GLN:HG2	24:BI:6:ALA:H	1.78	0.46
24:BI:63:ASP:C	24:BI:65:SER:H	2.19	0.46
26:BD:55:LYS:C	26:BD:57:ALA:H	2.18	0.46
27:BK:64:ARG:HG2	27:BK:79:PHE:CD2	2.51	0.46
29:BE:111:GLU:HA	29:BE:114:ARG:CZ	2.46	0.46
37:BL:85:VAL:O	37:BL:85:VAL:HG13	2.16	0.46
38:BM:41:LEU:C	38:BM:43:ALA:H	2.18	0.46
40:BH:47:PHE:HA	40:BH:50:ARG:HE	1.81	0.46
41:BJ:122:LEU:C	41:BJ:123:LYS:HD2	2.36	0.46
44:BQ:56:PHE:O	44:BQ:59:LEU:HB3	2.15	0.46
44:BQ:73:ILE:HD11	44:BQ:77:LYS:HB2	1.98	0.46
47:BF:42:ALA:O	47:BF:45:ASP:N	2.49	0.46
48:BG:10:VAL:HB	48:BG:47:ASN:CB	2.46	0.46
49:BR:24:LYS:HA	49:BR:94:THR:CG2	2.39	0.46
49:BR:39:LEU:HD23	49:BR:39:LEU:N	2.31	0.46
50:BT:39:THR:C	50:BT:41:ALA:N	2.68	0.46
53:B6:14:MET:SD	53:B6:165:THR:HA	2.56	0.46
2:CC:19:SER:HB3	2:CC:21:TRP:NE1	2.28	0.46
3:CD:2:ARG:HD2	3:CD:114:ARG:NE	2.30	0.46
3:CD:142:VAL:N	3:CD:179:GLY:O	2.49	0.46
4:CE:87:VAL:HG23	4:CE:91:SER:O	2.16	0.46
5:CF:4:TYR:CE2	5:CF:71:ILE:HG12	2.50	0.46
13:CN:68:ARG:HH12	13:CN:71:GLY:H	1.64	0.46
14:CO:18:ASP:CG	14:CO:19:ALA:H	2.19	0.46
16:CQ:47:ASP:OD2	16:CQ:51:GLU:HG2	2.17	0.46
18:CS:10:ILE:HB	18:CS:14:LEU:HD21	1.98	0.46
19:CT:79:THR:O	19:CT:82:ILE:HG13	2.16	0.46
1:CA:503:C:O2'	1:CA:504:C:H5'	2.16	0.46
1:CA:636:U:O2'	1:CA:637:C:H5'	2.16	0.46
1:CA:1017:U:H2'	1:CA:1018:G:C8	2.51	0.46

Continued on next page...

Continued from previous page...

Atom-1	Atom-2	Interatomic distance (Å)	Clash overlap (Å)
1:CA:1084:G:H5'	1:CA:1102:A:OP2	2.14	0.46
1:CA:1366:C:H2'	1:CA:1367:C:H6	1.79	0.46
21:CU:42:THR:O	21:CU:46:ARG:N	2.49	0.46
22:DA:63:C:H2'	22:DA:64:G:C8	2.50	0.46
23:DB:1060:U:H5	24:DI:131:THR:CG2	2.29	0.46
23:DB:1468:U:H2'	23:DB:1522:A:N6	2.30	0.46
23:DB:1523:U:H5''	23:DB:1524:G:N7	2.30	0.46
23:DB:1736:U:H2'	23:DB:1737:G:C8	2.51	0.46
23:DB:1865:U:HO2'	23:DB:1866:A:H8	1.63	0.46
23:DB:2000:C:O2'	23:DB:2001:C:H5'	2.16	0.46
23:DB:2471:A:O2'	23:DB:2472:G:O5'	2.34	0.46
23:DB:2526:G:H2'	23:DB:2527:C:C6	2.51	0.46
23:DB:2543:G:H21	23:DB:2646:C:H5''	1.81	0.46
23:DB:2811:G:O2'	23:DB:2812:G:H5'	2.16	0.46
23:DB:2861:U:H2'	23:DB:2862:G:C8	2.51	0.46
24:DI:138:VAL:HG12	24:DI:139:VAL:N	2.31	0.46
25:DC:245:THR:C	25:DC:247:TRP:H	2.19	0.46
27:DK:19:VAL:HG23	27:DK:19:VAL:O	2.16	0.46
35:DV:35:GLU:HG3	35:DV:93:ARG:NH1	2.31	0.46
37:DL:89:VAL:O	37:DL:89:VAL:HG13	2.16	0.46
37:DL:116:VAL:CG1	37:DL:117:THR:H	2.26	0.46
39:DX:56:LEU:C	39:DX:58:ASN:H	2.19	0.46
40:DH:143:ILE:H	40:DH:143:ILE:HG13	1.49	0.46
42:DN:65:LEU:HD11	42:DN:69:ARG:CZ	2.46	0.46
47:DF:71:LYS:C	47:DF:73:VAL:H	2.18	0.46
49:DR:35:PHE:HB3	49:DR:37:GLU:OE1	2.16	0.46
52:DW:37:VAL:CG1	52:DW:38:ARG:N	2.75	0.46
52:DW:59:PHE:CD2	52:DW:61:LYS:HD2	2.50	0.46
1:AA:17:U:O2'	1:AA:18:C:H5'	2.16	0.45
1:AA:216:U:H2'	1:AA:217:C:H6	1.81	0.45
1:AA:464:U:H2'	1:AA:466:A:OP2	2.15	0.45
1:AA:476:U:H2'	1:AA:477:C:C6	2.52	0.45
1:AA:537:G:H2'	1:AA:538:G:H8	1.81	0.45
1:AA:543:U:P	3:AD:13:ARG:HH21	2.39	0.45
1:AA:629:A:H2'	1:AA:630:A:O4'	2.16	0.45
1:AA:640:A:O2'	1:AA:641:U:H5'	2.16	0.45
1:AA:777:A:H2'	1:AA:778:G:C8	2.51	0.45
1:AA:843:U:H3'	1:AA:844:G:C5'	2.46	0.45
1:AA:1097:C:H2'	1:AA:1098:C:C6	2.51	0.45
1:AA:1190:G:OP1	2:AC:3:LYS:HA	2.16	0.45
1:AA:1220:G:H2'	1:AA:1221:G:H8	1.81	0.45

Continued on next page...

Continued from previous page...

Atom-1	Atom-2	Interatomic distance (Å)	Clash overlap (Å)
1:AA:1316:G:H1	18:AS:4:LEU:HD21	1.81	0.45
1:AA:1464:U:H2'	1:AA:1465:A:C8	2.51	0.45
3:AD:64:TYR:CD2	3:AD:93:LEU:HB3	2.51	0.45
4:AE:131:ASN:O	4:AE:135:VAL:HG23	2.15	0.45
6:AG:146:ALA:C	10:AK:55:ARG:HH21	2.20	0.45
8:AI:42:THR:O	8:AI:45:MET:HG2	2.16	0.45
12:AM:78:ARG:HG2	12:AM:82:LEU:HD12	1.98	0.45
12:AM:90:HIS:HA	12:AM:108:ARG:NH2	2.31	0.45
14:AO:47:LYS:O	14:AO:53:ARG:NH2	2.49	0.45
15:AP:20:VAL:HG23	15:AP:34:GLU:O	2.17	0.45
20:AB:125:PHE:CD2	20:AB:125:PHE:N	2.84	0.45
20:AB:142:LYS:HA	20:AB:145:ASN:OD1	2.16	0.45
20:AB:185:ILE:HG23	20:AB:199:ILE:O	2.16	0.45
23:BB:179:C:O2'	23:BB:180:G:H5'	2.16	0.45
23:BB:378:C:O2'	23:BB:379:G:H5'	2.16	0.45
23:BB:942:G:O2'	23:BB:943:A:H5'	2.16	0.45
23:BB:1161:C:H2'	23:BB:1162:G:H8	1.79	0.45
23:BB:1292:G:O2'	23:BB:1293:C:H5'	2.16	0.45
23:BB:1348:C:H5'	23:BB:1349:C:OP2	2.15	0.45
23:BB:2080:A:H2'	23:BB:2081:U:C6	2.50	0.45
23:BB:2444:G:OP2	29:BE:63:LYS:HD2	2.17	0.45
23:BB:2531:A:H5''	48:BG:156:TYR:CZ	2.50	0.45
23:BB:2553:G:H2'	23:BB:2554:U:O4'	2.15	0.45
25:BC:166:ARG:CB	25:BC:171:VAL:HG22	2.43	0.45
27:BK:102:PRO:CA	27:BK:120:PRO:HB3	2.44	0.45
29:BE:149:ILE:HG23	29:BE:188:MET:HA	1.98	0.45
30:BY:35:VAL:HG11	30:BY:37:ARG:NH1	2.30	0.45
35:BV:1:MET:CE	35:BV:2:PHE:H	2.29	0.45
35:BV:62:THR:HA	35:BV:71:LYS:HA	1.98	0.45
38:BM:97:GLN:HB2	38:BM:98:PRO:HD2	1.98	0.45
40:BH:90:LEU:CG	40:BH:146:VAL:HG11	2.32	0.45
41:BJ:24:THR:O	41:BJ:25:LEU:HB3	2.15	0.45
47:BF:102:LEU:C	47:BF:104:THR:H	2.19	0.45
47:BF:103:ILE:HD11	47:BF:174:PHE:CA	2.46	0.45
47:BF:128:SER:HA	47:BF:153:ILE:O	2.16	0.45
47:BF:168:LEU:HD13	47:BF:169:LEU:H	1.78	0.45
48:BG:8:VAL:HB	48:BG:49:LEU:H	1.80	0.45
48:BG:106:LEU:O	48:BG:108:PHE:N	2.48	0.45
50:BT:55:VAL:H	50:BT:87:LEU:HB3	1.81	0.45
6:CG:10:LYS:HB2	6:CG:10:LYS:NZ	2.31	0.45
7:CH:65:PHE:CD2	7:CH:66:GLN:HG3	2.51	0.45

Continued on next page...

Continued from previous page...

Atom-1	Atom-2	Interatomic distance (Å)	Clash overlap (Å)
10:CK:19:VAL:HG12	10:CK:82:GLU:HB2	1.98	0.45
10:CK:108:ASN:HD21	21:CU:6:ARG:HG3	1.81	0.45
11:CL:45:ASN:N	11:CL:45:ASN:HD22	2.14	0.45
14:CO:19:ALA:C	14:CO:21:ASP:H	2.19	0.45
18:CS:62:THR:HB	18:CS:64:GLU:OE1	2.16	0.45
18:CS:66:VAL:O	18:CS:68:HIS:N	2.49	0.45
1:CA:77:A:O2'	1:CA:78:A:H5'	2.17	0.45
1:CA:109:A:H2'	1:CA:326:G:N2	2.31	0.45
1:CA:113:G:H1'	1:CA:354:G:H5'	1.98	0.45
1:CA:182:A:HO2'	1:CA:183:C:H3'	1.78	0.45
1:CA:300:A:H2'	1:CA:301:G:O4'	2.16	0.45
1:CA:1237:C:H4'	1:CA:1334:G:N2	2.31	0.45
1:CA:1307:U:H2'	1:CA:1308:U:H6	1.77	0.45
23:DB:536:G:H21	41:DJ:47:HIS:CD2	2.34	0.45
23:DB:591:U:H1'	34:D3:1:PRO:H3	1.80	0.45
23:DB:1108:U:C2'	23:DB:1109:C:H5'	2.46	0.45
23:DB:1199:U:H5'	44:DQ:4:LYS:CD	2.46	0.45
23:DB:1429:G:O2'	23:DB:1430:G:H5'	2.16	0.45
24:DI:96:LYS:HD3	24:DI:138:VAL:HG21	1.97	0.45
28:DP:6:GLN:HA	28:DP:9:GLN:CD	2.37	0.45
28:DP:96:LEU:HD12	28:DP:96:LEU:N	2.30	0.45
29:DE:52:VAL:HG21	29:DE:82:GLY:H	1.81	0.45
29:DE:145:ASP:HA	29:DE:166:LYS:HB3	1.99	0.45
29:DE:182:ALA:O	29:DE:183:PHE:HB2	2.16	0.45
31:D0:39:ARG:O	31:D0:40:HIS:HB2	2.17	0.45
35:DV:10:LYS:HG2	35:DV:11:GLU:HG3	1.98	0.45
38:DM:71:LYS:HB3	38:DM:93:VAL:HG12	1.98	0.45
43:DO:36:TYR:N	43:DO:36:TYR:HD2	2.14	0.45
47:DF:3:LEU:HD11	47:DF:172:PHE:CE1	2.51	0.45
52:DW:47:GLY:HA3	52:DW:80:SER:CB	2.46	0.45
1:AA:87:C:C2'	1:AA:88:U:H4'	2.41	0.45
1:AA:252:U:C2	1:AA:253:A:N7	2.84	0.45
1:AA:1015:G:O2'	1:AA:1016:A:H5'	2.16	0.45
1:AA:1017:U:H2'	1:AA:1018:G:C8	2.51	0.45
1:AA:1188:A:H2'	1:AA:1189:U:O4'	2.16	0.45
3:AD:89:LEU:O	3:AD:93:LEU:HD12	2.17	0.45
6:AG:148:LYS:HA	6:AG:151:ALA:CB	2.46	0.45
8:AI:26:LYS:HA	8:AI:26:LYS:NZ	2.31	0.45
11:AL:81:ILE:HG23	11:AL:94:TYR:HB3	1.97	0.45
19:AT:79:THR:O	19:AT:82:ILE:HG13	2.17	0.45
20:AB:22:TRP:HZ3	20:AB:27:LYS:HB2	1.81	0.45

Continued on next page...

Continued from previous page...

Atom-1	Atom-2	Interatomic distance (Å)	Clash overlap (Å)
22:BA:103:U:O2'	35:BV:75:GLN:NE2	2.49	0.45
23:BB:68:G:H2'	23:BB:69:C:H6	1.81	0.45
23:BB:418:C:H2'	23:BB:419:U:H6	1.81	0.45
23:BB:533:G:H2'	23:BB:534:U:C6	2.51	0.45
23:BB:588:U:H2'	23:BB:589:U:C6	2.50	0.45
23:BB:588:U:O4	23:BB:670:A:H1'	2.15	0.45
23:BB:832:U:P	37:BL:38:GLN:H	2.38	0.45
23:BB:870:U:O2'	23:BB:871:U:H5'	2.16	0.45
23:BB:974:G:H1'	23:BB:975:A:C8	2.51	0.45
23:BB:1616:A:H4'	23:BB:1617:C:OP2	2.16	0.45
23:BB:1708:C:O2'	23:BB:1709:U:H5'	2.16	0.45
23:BB:2333:A:H5'	23:BB:2335:A:H1'	1.97	0.45
23:BB:2362:C:OP1	34:B3:39:ARG:NH1	2.50	0.45
23:BB:2389:G:H5''	23:BB:2390:U:H5'	1.98	0.45
23:BB:2734:A:H2'	23:BB:2735:G:H5'	1.98	0.45
23:BB:2862:G:H2'	23:BB:2863:C:H6	1.80	0.45
24:BI:138:VAL:HG12	24:BI:139:VAL:N	2.31	0.45
25:BC:78:GLU:OE1	25:BC:100:ARG:HD3	2.16	0.45
25:BC:231:HIS:HA	25:BC:241:LYS:CE	2.40	0.45
26:BD:30:GLU:HB2	26:BD:52:THR:CG2	2.46	0.45
26:BD:113:SER:HB3	26:BD:167:ASN:N	2.32	0.45
27:BK:56:ASP:HB3	27:BK:58:LEU:CD2	2.46	0.45
27:BK:103:VAL:O	27:BK:122:VAL:HB	2.17	0.45
29:BE:108:ILE:HD11	29:BE:181:ILE:CG1	2.35	0.45
30:BY:12:ALA:HB2	30:BY:53:MET:CE	2.45	0.45
31:B0:55:ALA:C	31:B0:56:LYS:HG3	2.36	0.45
41:BJ:32:LEU:HD21	41:BJ:56:VAL:HG22	1.97	0.45
44:BQ:91:ARG:HD3	49:BR:11:GLN:HG3	1.96	0.45
45:BS:24:ILE:CG2	45:BS:32:ALA:HB1	2.47	0.45
50:BT:53:VAL:HG12	50:BT:54:GLU:H	1.80	0.45
51:BZ:5:CYS:SG	51:BZ:7:VAL:HG12	2.56	0.45
53:B6:42:LYS:HG2	53:B6:51:PRO:HB3	1.97	0.45
4:CE:23:THR:HG21	1:CA:1396:A:C2	2.51	0.45
4:CE:80:LEU:HG	4:CE:122:VAL:CG1	2.47	0.45
10:CK:22:ILE:CG2	10:CK:95:THR:HG21	2.36	0.45
20:CB:93:HIS:HB2	20:CB:145:ASN:O	2.16	0.45
1:CA:129:A:H1'	1:CA:130:A:C8	2.51	0.45
1:CA:634:C:H2'	1:CA:635:A:H8	1.80	0.45
1:CA:818:G:C3'	1:CA:819:A:H5''	2.46	0.45
1:CA:865:A:C2	1:CA:918:A:H4'	2.50	0.45
1:CA:893:C:H2'	1:CA:894:G:C8	2.51	0.45

Continued on next page...

Continued from previous page...

Atom-1	Atom-2	Interatomic distance (Å)	Clash overlap (Å)
22:DA:103:U:O2'	22:DA:104:A:H5'	2.16	0.45
23:DB:200:U:H5''	51:DZ:22:LEU:O	2.17	0.45
23:DB:633:A:OP1	37:DL:68:SER:HB2	2.16	0.45
23:DB:662:G:O2'	23:DB:663:G:H5'	2.17	0.45
23:DB:975:A:H1'	23:DB:990:A:C2	2.51	0.45
23:DB:1195:G:O2'	23:DB:1196:C:H5'	2.16	0.45
23:DB:1683:U:H2'	23:DB:1684:G:H8	1.81	0.45
23:DB:1693:U:O2'	25:DC:13:ARG:NH2	2.50	0.45
23:DB:1740:G:H2'	23:DB:1741:C:O4'	2.15	0.45
23:DB:1882:U:O2'	23:DB:1883:U:H5'	2.16	0.45
25:DC:94:LEU:HD13	25:DC:100:ARG:HH11	1.82	0.45
26:DD:111:GLY:H	26:DD:194:PRO:HG2	1.81	0.45
27:DK:24:VAL:HG12	27:DK:30:ARG:HH11	1.80	0.45
27:DK:56:ASP:HB3	27:DK:58:LEU:CD2	2.47	0.45
29:DE:46:GLN:HB3	29:DE:86:ALA:HA	1.97	0.45
29:DE:60:TRP:HB3	29:DE:61:ARG:H	1.31	0.45
39:DX:6:LEU:C	39:DX:8:GLU:H	2.19	0.45
40:DH:49:ALA:HB3	40:DH:50:ARG:CZ	2.45	0.45
40:DH:55:GLU:C	40:DH:59:ALA:HB2	2.36	0.45
41:DJ:103:ILE:HA	41:DJ:106:LYS:HB3	1.99	0.45
45:DS:17:VAL:O	45:DS:19:LEU:N	2.48	0.45
47:DF:34:THR:O	47:DF:35:LEU:HB2	2.16	0.45
48:DG:106:LEU:O	48:DG:108:PHE:N	2.50	0.45
52:DW:41:GLY:HA2	52:DW:44:PHE:CD2	2.51	0.45
53:D6:82:ALA:HA	53:D6:85:ASP:OD1	2.16	0.45
1:AA:24:U:O2'	1:AA:25:C:H5'	2.17	0.45
1:AA:195:A:H1'	1:AA:222:C:O2'	2.16	0.45
1:AA:585:G:O2'	1:AA:586:C:H5'	2.17	0.45
1:AA:986:U:H2'	1:AA:987:G:C8	2.51	0.45
1:AA:1206:G:C4'	2:AC:192:TYR:HA	2.43	0.45
1:AA:1225:A:H2'	1:AA:1225:A:N3	2.31	0.45
1:AA:1289:A:H5''	1:AA:1290:G:C8	2.51	0.45
1:AA:1294:G:H2'	1:AA:1295:U:C6	2.52	0.45
1:AA:1343:G:H4'	8:AI:123:ARG:O	2.16	0.45
1:AA:1350:A:H2'	1:AA:1351:U:C6	2.51	0.45
1:AA:1366:C:H2'	1:AA:1367:C:H6	1.81	0.45
1:AA:1402:C:H2'	1:AA:1403:C:O4'	2.15	0.45
2:AC:119:ILE:CG2	2:AC:197:VAL:HG11	2.45	0.45
3:AD:25:ARG:HD3	3:AD:25:ARG:C	2.35	0.45
3:AD:30:LYS:N	3:AD:30:LYS:HD3	2.31	0.45
3:AD:57:LYS:HB2	3:AD:199:ILE:HB	1.98	0.45

Continued on next page...

Continued from previous page...

Atom-1	Atom-2	Interatomic distance (Å)	Clash overlap (Å)
3:AD:71:PHE:O	3:AD:74:TYR:HB2	2.16	0.45
10:AK:28:ASN:HD21	10:AK:47:GLY:H	1.63	0.45
11:AL:66:ILE:HG21	11:AL:71:HIS:HB3	1.98	0.45
13:AN:12:ARG:HH21	13:AN:58:ARG:NH1	2.12	0.45
20:AB:113:LEU:HD12	20:AB:147:LEU:HB2	1.98	0.45
20:AB:186:VAL:CG2	20:AB:198:VAL:HG13	2.47	0.45
23:BB:231:A:H3'	23:BB:232:G:C8	2.51	0.45
23:BB:614:A:H5'	23:BB:616:A:N6	2.31	0.45
23:BB:869:G:H2'	23:BB:870:U:H6	1.81	0.45
23:BB:929:U:O2'	23:BB:930:G:H5'	2.17	0.45
23:BB:1726:C:H2'	23:BB:1727:C:H6	1.82	0.45
23:BB:1915:U:N3	23:BB:1916:A:H1'	2.31	0.45
23:BB:2630:G:O2'	23:BB:2631:G:H5'	2.17	0.45
26:BD:101:PHE:O	26:BD:102:ALA:HB2	2.17	0.45
27:BK:119:ALA:CB	27:BK:120:PRO:HD3	2.39	0.45
30:BY:15:ARG:N	30:BY:15:ARG:HD2	2.30	0.45
33:B1:10:LEU:HD23	33:B1:35:LEU:HD21	1.98	0.45
33:B1:36:LYS:HA	33:B1:46:VAL:O	2.15	0.45
34:B3:20:GLY:HA3	34:B3:48:MET:HE3	1.97	0.45
35:BV:61:LEU:CD1	35:BV:74:ALA:HB2	2.47	0.45
37:BL:75:ALA:N	37:BL:105:ILE:HD12	2.31	0.45
37:BL:135:ILE:CG2	37:BL:136:GLU:N	2.79	0.45
39:BX:41:HIS:O	39:BX:45:GLN:HG3	2.16	0.45
40:BH:135:HIS:C	40:BH:137:GLU:N	2.70	0.45
41:BJ:70:THR:HG22	41:BJ:90:GLU:OE2	2.16	0.45
41:BJ:101:ILE:O	41:BJ:105:VAL:HG13	2.16	0.45
43:BO:36:TYR:N	43:BO:36:TYR:HD2	2.14	0.45
45:BS:31:GLN:C	45:BS:33:LEU:H	2.20	0.45
51:BZ:39:TRP:HB2	51:BZ:46:PHE:CE2	2.50	0.45
2:CC:111:ASP:HB3	2:CC:114:LEU:HB2	1.97	0.45
2:CC:163:ARG:HG2	2:CC:163:ARG:HH11	1.82	0.45
7:CH:63:LYS:HD2	7:CH:70:VAL:HG21	1.98	0.45
8:CI:20:ILE:HG13	8:CI:62:LEU:HD11	1.97	0.45
9:CJ:52:LEU:HB2	13:CN:80:ARG:NE	2.31	0.45
13:CN:73:LEU:HD12	13:CN:83:VAL:HG21	1.98	0.45
16:CQ:60:ILE:HD13	16:CQ:60:ILE:N	2.31	0.45
1:CA:332:G:O2'	1:CA:333:U:H5'	2.16	0.45
1:CA:358:U:H2'	1:CA:359:G:H8	1.81	0.45
1:CA:489:C:H2'	1:CA:490:C:H6	1.82	0.45
1:CA:628:G:H2'	1:CA:629:A:C8	2.51	0.45
1:CA:845:A:H3'	1:CA:846:G:O4'	2.16	0.45

Continued on next page...

Continued from previous page...

Atom-1	Atom-2	Interatomic distance (Å)	Clash overlap (Å)
1:CA:865:A:H2'	1:CA:866:C:C6	2.51	0.45
1:CA:1034:G:C2'	1:CA:1035:A:H5'	2.46	0.45
1:CA:1247:U:O2'	1:CA:1248:A:H5'	2.16	0.45
1:CA:1281:C:H3'	1:CA:1282:C:H6	1.82	0.45
22:DA:9:G:O2'	22:DA:10:G:H5'	2.16	0.45
23:DB:6:A:H2'	23:DB:7:G:C8	2.52	0.45
23:DB:576:U:H2'	23:DB:577:G:C8	2.51	0.45
23:DB:672:C:O2'	23:DB:673:C:H5'	2.16	0.45
23:DB:996:A:H4'	44:DQ:91:ARG:CG	2.46	0.45
23:DB:1783:A:H5'	23:DB:2608:G:H4'	1.98	0.45
23:DB:2270:A:H2'	23:DB:2271:G:O4'	2.16	0.45
23:DB:2460:U:H2'	23:DB:2461:A:H8	1.82	0.45
23:DB:2730:C:H2'	23:DB:2731:G:H8	1.82	0.45
23:DB:2889:C:H2'	23:DB:2890:G:C8	2.51	0.45
28:DP:6:GLN:HA	28:DP:9:GLN:OE1	2.15	0.45
28:DP:103:THR:H	28:DP:107:ALA:HB2	1.80	0.45
37:DL:2:ARG:HG2	37:DL:2:ARG:O	2.15	0.45
38:DM:108:VAL:HG22	38:DM:112:LEU:HB3	1.96	0.45
39:DX:29:ARG:NH1	50:DT:12:ARG:NE	2.63	0.45
41:DJ:73:VAL:HG23	41:DJ:74:TYR:N	2.28	0.45
45:DS:81:SER:HB3	45:DS:99:ARG:HA	1.98	0.45
46:DU:33:VAL:O	46:DU:63:ALA:HA	2.17	0.45
46:DU:73:ASN:HB2	46:DU:95:PHE:CD2	2.52	0.45
47:DF:31:GLU:HB3	47:DF:156:THR:O	2.16	0.45
47:DF:134:GLN:HB3	47:DF:149:ARG:HB2	1.99	0.45
49:DR:58:VAL:HG22	49:DR:59:ILE:N	2.31	0.45
50:DT:11:LEU:H	50:DT:11:LEU:CD2	2.16	0.45
50:DT:53:VAL:HG12	50:DT:54:GLU:N	2.31	0.45
53:D6:53:ASN:H	53:D6:53:ASN:ND2	2.12	0.45
1:AA:43:C:H2'	1:AA:44:A:O4'	2.15	0.45
1:AA:109:A:H2'	1:AA:326:G:N2	2.32	0.45
1:AA:212:G:H2'	1:AA:213:G:H8	1.81	0.45
1:AA:263:A:H2'	1:AA:264:C:C6	2.51	0.45
1:AA:412:A:C1'	1:AA:413:G:H5''	2.41	0.45
1:AA:626:G:H2'	1:AA:627:G:C8	2.52	0.45
1:AA:1025:U:H4'	1:AA:1026:G:O5'	2.17	0.45
1:AA:1101:A:H4'	1:AA:1102:A:O5'	2.17	0.45
1:AA:1206:G:C4'	2:AC:193:GLY:H	2.29	0.45
1:AA:1271:A:O2'	1:AA:1272:G:H5'	2.16	0.45
1:AA:1458:G:H2'	1:AA:1459:G:H8	1.82	0.45
2:AC:106:ARG:C	2:AC:107:LYS:HE3	2.37	0.45

Continued on next page...

Continued from previous page...

Atom-1	Atom-2	Interatomic distance (Å)	Clash overlap (Å)
3:AD:66:VAL:HG12	3:AD:67:LEU:N	2.32	0.45
3:AD:145:ARG:HE	3:AD:147:LYS:HG2	1.82	0.45
5:AF:43:GLY:HA2	5:AF:58:HIS:CD2	2.51	0.45
7:AH:65:PHE:CD2	7:AH:66:GLN:HG3	2.51	0.45
8:AI:27:ILE:HG21	8:AI:34:LEU:HD22	1.97	0.45
12:AM:32:ILE:HG23	12:AM:33:LEU:N	2.31	0.45
13:AN:20:PHE:HA	13:AN:24:ALA:H	1.81	0.45
13:AN:60:ARG:O	13:AN:62:ARG:N	2.50	0.45
14:AO:12:VAL:O	14:AO:16:GLY:HA3	2.17	0.45
14:AO:18:ASP:CG	14:AO:19:ALA:H	2.19	0.45
17:AR:20:ILE:HA	17:AR:53:GLN:HE21	1.81	0.45
21:AU:41:THR:O	21:AU:45:LYS:HD2	2.15	0.45
23:BB:39:G:H2'	23:BB:40:U:H6	1.80	0.45
23:BB:139:U:C2'	50:BT:1:MET:HA	2.46	0.45
23:BB:279:A:H2'	23:BB:280:U:O5'	2.17	0.45
23:BB:299:A:N6	23:BB:322:A:O2'	2.45	0.45
23:BB:545:U:C2	23:BB:547:A:H5'	2.51	0.45
23:BB:711:G:O2'	23:BB:712:G:H5'	2.16	0.45
23:BB:962:G:N2	23:BB:2250:G:H1	2.13	0.45
23:BB:1865:U:HO2'	23:BB:1866:A:H8	1.64	0.45
23:BB:1910:G:H8	23:BB:1910:G:O5'	1.98	0.45
23:BB:2054:A:H2'	31:B0:4:GLN:HE22	1.80	0.45
23:BB:2286:G:H3'	33:B1:29:LYS:NZ	2.31	0.45
23:BB:2526:G:H2'	23:BB:2527:C:H6	1.81	0.45
23:BB:2600:A:O2'	23:BB:2601:C:H5'	2.17	0.45
23:BB:2812:G:H2'	23:BB:2813:A:C8	2.51	0.45
25:BC:128:THR:HG22	25:BC:188:ARG:HB3	1.99	0.45
28:BP:3:ILE:C	28:BP:3:ILE:HD13	2.37	0.45
28:BP:20:ARG:HG2	28:BP:20:ARG:HH21	1.80	0.45
28:BP:85:VAL:O	28:BP:87:ARG:N	2.47	0.45
29:BE:67:ARG:HG2	29:BE:67:ARG:HH11	1.81	0.45
31:B0:50:GLY:O	31:B0:51:ARG:C	2.54	0.45
38:BM:55:ARG:HH21	38:BM:55:ARG:HG3	1.81	0.45
42:BN:35:LYS:HA	42:BN:111:ALA:O	2.16	0.45
44:BQ:57:ARG:HA	44:BQ:60:TRP:CE3	2.51	0.45
44:BQ:109:VAL:O	44:BQ:113:LYS:HG3	2.16	0.45
45:BS:97:LEU:N	45:BS:97:LEU:HD22	2.31	0.45
46:BU:43:LYS:HD3	46:BU:43:LYS:C	2.36	0.45
48:BG:132:LEU:N	48:BG:132:LEU:HD23	2.30	0.45
49:BR:39:LEU:O	49:BR:40:MET:HB2	2.16	0.45
52:BW:76:ARG:HB3	52:BW:78:PHE:CE2	2.51	0.45

Continued on next page...

Continued from previous page...

Atom-1	Atom-2	Interatomic distance (Å)	Clash overlap (Å)
53:B6:130:ARG:HH11	53:B6:130:ARG:HG3	1.82	0.45
2:CC:104:GLU:HG2	2:CC:105:VAL:H	1.81	0.45
3:CD:8:LEU:HD12	3:CD:31:CYS:SG	2.57	0.45
4:CE:11:GLN:HB3	4:CE:116:VAL:HG12	1.99	0.45
6:CG:14:ASP:O	6:CG:18:GLY:HA2	2.16	0.45
7:CH:94:VAL:CG2	7:CH:101:ALA:HB2	2.46	0.45
11:CL:17:LYS:O	11:CL:17:LYS:HD2	2.15	0.45
11:CL:107:LYS:O	11:CL:107:LYS:HD2	2.17	0.45
12:CM:64:VAL:O	12:CM:65:GLU:C	2.54	0.45
15:CP:1:MET:HG3	15:CP:3:THR:HG23	1.99	0.45
18:CS:30:LEU:HB2	18:CS:48:ILE:HA	1.98	0.45
20:CB:22:TRP:HZ3	20:CB:27:LYS:HB2	1.80	0.45
1:CA:43:C:H2'	1:CA:44:A:O4'	2.16	0.45
1:CA:398:U:H2'	1:CA:399:G:C8	2.51	0.45
1:CA:691:G:H1'	1:CA:696:A:N6	2.30	0.45
1:CA:821:G:O2'	1:CA:822:U:H5'	2.16	0.45
1:CA:1396:A:O4'	1:CA:1398:A:H1'	2.16	0.45
1:CA:1525:G:O2'	1:CA:1526:G:H5'	2.16	0.45
22:DA:43:C:H1'	47:DF:91:ARG:NH2	2.30	0.45
22:DA:94:A:O2'	22:DA:95:U:H5'	2.16	0.45
23:DB:242:G:N2	23:DB:254:G:H2'	2.32	0.45
23:DB:494:G:O2'	23:DB:495:G:H5'	2.17	0.45
23:DB:708:G:H2'	23:DB:709:U:C6	2.50	0.45
23:DB:1666:G:O3'	27:DK:6:THR:HG23	2.17	0.45
23:DB:1847:A:H4'	23:DB:1848:A:C8	2.51	0.45
23:DB:1889:A:H2'	23:DB:1890:A:H8	1.79	0.45
23:DB:2287:A:O2'	23:DB:2288:A:H3'	2.17	0.45
23:DB:2392:A:H4'	34:D3:27:ASN:HD21	1.82	0.45
23:DB:2602:A:OP1	23:DB:2602:A:H3'	2.17	0.45
25:DC:129:LEU:O	25:DC:188:ARG:HA	2.15	0.45
26:DD:136:ASN:HD21	26:DD:139:SER:C	2.18	0.45
28:DP:102:ARG:O	28:DP:103:THR:HB	2.15	0.45
29:DE:4:VAL:C	29:DE:6:LYS:H	2.20	0.45
34:D3:24:LYS:O	37:DL:62:PRO:HD2	2.16	0.45
35:DV:64:VAL:HG13	35:DV:68:LYS:O	2.16	0.45
36:D2:11:LYS:O	36:D2:15:SER:HB2	2.16	0.45
40:DH:96:THR:HB	40:DH:112:LYS:CB	2.47	0.45
40:DH:125:THR:HA	40:DH:146:VAL:CB	2.29	0.45
48:DG:40:VAL:HG22	48:DG:64:ALA:HA	1.99	0.45
48:DG:96:ALA:O	48:DG:97:VAL:HB	2.15	0.45
52:DW:30:VAL:HG21	52:DW:59:PHE:CZ	2.52	0.45

Continued on next page...

Continued from previous page...

Atom-1	Atom-2	Interatomic distance (Å)	Clash overlap (Å)
1:AA:323:U:H2'	1:AA:324:G:O4'	2.17	0.45
1:AA:532:A:H8	2:AC:192:TYR:HD2	1.65	0.45
1:AA:837:U:H2'	1:AA:838:G:C8	2.46	0.45
1:AA:865:A:C2	1:AA:918:A:H4'	2.51	0.45
3:AD:149:LYS:HB2	3:AD:177:MET:HG3	1.98	0.45
7:AH:81:GLY:O	7:AH:82:LEU:HB2	2.15	0.45
8:AI:115:VAL:CG2	9:AJ:62:ARG:HG3	2.45	0.45
9:AJ:76:ILE:HD12	9:AJ:76:ILE:O	2.16	0.45
13:AN:26:LEU:HA	13:AN:29:ILE:HD12	1.98	0.45
20:AB:37:VAL:O	20:AB:37:VAL:HG13	2.16	0.45
23:BB:167:A:H2'	23:BB:168:G:O4'	2.15	0.45
23:BB:328:U:O3'	46:BU:65:GLN:HG3	2.17	0.45
23:BB:337:C:H2'	23:BB:338:G:O4'	2.17	0.45
23:BB:498:G:N3	23:BB:498:G:H2'	2.31	0.45
23:BB:812:C:H5''	23:BB:1250:G:O2'	2.16	0.45
23:BB:948:C:H2'	23:BB:949:G:C8	2.52	0.45
23:BB:1464:G:H2'	23:BB:1465:G:C8	2.48	0.45
23:BB:1576:U:O2'	23:BB:1577:C:H5'	2.16	0.45
23:BB:1595:C:H2'	23:BB:1596:A:C8	2.52	0.45
23:BB:2109:U:O2	23:BB:2110:G:H5'	2.16	0.45
23:BB:2385:C:H2'	23:BB:2386:A:H8	1.81	0.45
23:BB:2699:C:H2'	23:BB:2700:A:H8	1.82	0.45
23:BB:2716:C:O2'	23:BB:2717:C:H5'	2.17	0.45
23:BB:2879:A:H4'	23:BB:2880:C:OP1	2.17	0.45
24:BI:32:VAL:HG13	24:BI:66:PHE:CD2	2.51	0.45
27:BK:13:ASN:HD21	27:BK:98:ARG:H	1.65	0.45
28:BP:6:GLN:HA	28:BP:9:GLN:OE1	2.16	0.45
28:BP:7:LEU:HD12	28:BP:7:LEU:N	2.23	0.45
28:BP:74:GLN:O	28:BP:76:HIS:N	2.50	0.45
30:BY:7:THR:HG22	30:BY:9:THR:H	1.81	0.45
36:B2:11:LYS:O	36:B2:15:SER:HB2	2.17	0.45
40:BH:66:ASN:ND2	40:BH:67:ALA:N	2.64	0.45
40:BH:77:THR:HA	40:BH:143:ILE:HD11	1.99	0.45
40:BH:84:ALA:H	40:BH:148:ALA:HB2	1.79	0.45
41:BJ:44:TYR:CE1	44:BQ:59:LEU:HD11	2.51	0.45
42:BN:16:HIS:O	42:BN:18:GLN:N	2.47	0.45
45:BS:81:SER:HB3	45:BS:99:ARG:HA	1.99	0.45
47:BF:37:MET:SD	47:BF:52:ALA:HB1	2.57	0.45
47:BF:177:ARG:NH2	47:BF:178:LYS:H	2.14	0.45
48:BG:140:ILE:O	48:BG:144:ALA:HB2	2.16	0.45
52:BW:50:VAL:HG23	52:BW:61:LYS:HE3	1.98	0.45

Continued on next page...

Continued from previous page...

Atom-1	Atom-2	Interatomic distance (Å)	Clash overlap (Å)
53:B6:29:ARG:HG2	53:B6:32:ARG:CZ	2.47	0.45
53:B6:64:ARG:CA	53:B6:103:ILE:HB	2.43	0.45
2:CC:3:LYS:HA	1:CA:1190:G:OP1	2.16	0.45
4:CE:14:LEU:HD13	4:CE:14:LEU:O	2.17	0.45
4:CE:125:LYS:HE3	1:CA:9:G:OP2	2.16	0.45
6:CG:46:LEU:HG	6:CG:57:GLU:HG3	1.98	0.45
8:CI:71:ILE:H	8:CI:71:ILE:CD1	2.28	0.45
12:CM:101:THR:HB	1:CA:1226:C:H5''	1.97	0.45
14:CO:24:SER:HB3	14:CO:27:VAL:CG2	2.46	0.45
18:CS:48:ILE:HG21	18:CS:70:LEU:HD21	1.97	0.45
19:CT:80:ALA:HA	19:CT:83:ASN:ND2	2.30	0.45
1:CA:27:G:O2'	1:CA:28:A:H5'	2.17	0.45
1:CA:260:G:H2'	1:CA:261:U:C6	2.51	0.45
1:CA:515:G:O2'	1:CA:516:U:H5'	2.16	0.45
1:CA:820:U:H4'	1:CA:821:G:OP2	2.16	0.45
1:CA:857:C:H2'	1:CA:858:G:O4'	2.16	0.45
1:CA:930:C:H2'	1:CA:931:C:C6	2.51	0.45
1:CA:947:G:H2'	1:CA:948:C:C6	2.52	0.45
1:CA:1070:U:H2'	1:CA:1071:C:H6	1.81	0.45
1:CA:1098:C:O2'	1:CA:1099:G:H5'	2.16	0.45
1:CA:1437:A:H2'	1:CA:1438:G:C8	2.49	0.45
21:CU:16:ARG:NH2	21:CU:19:LYS:NZ	2.58	0.45
23:DB:279:A:H61	23:DB:361:G:H1'	1.80	0.45
23:DB:402:A:H2'	23:DB:403:U:O4'	2.15	0.45
23:DB:607:U:O4	23:DB:620:G:H5''	2.16	0.45
23:DB:614:A:H5''	23:DB:616:A:N6	2.31	0.45
23:DB:639:U:H2'	23:DB:640:C:H6	1.77	0.45
23:DB:899:A:H2'	23:DB:900:A:C4'	2.46	0.45
23:DB:972:A:OP1	23:DB:974:G:H5'	2.16	0.45
23:DB:1171:G:H2'	23:DB:1172:C:O4'	2.16	0.45
23:DB:1190:G:H5''	37:DL:32:GLY:HA2	1.98	0.45
23:DB:1564:C:H2'	23:DB:1565:C:C6	2.52	0.45
23:DB:1911:U:O2'	23:DB:1912:A:H5'	2.17	0.45
23:DB:2514:U:H2'	23:DB:2515:C:H6	1.81	0.45
23:DB:2667:C:H2'	23:DB:2668:G:O4'	2.16	0.45
26:DD:25:THR:HG21	26:DD:193:VAL:HG22	1.98	0.45
28:DP:13:LYS:CD	28:DP:76:HIS:HA	2.45	0.45
29:DE:147:LEU:HD21	29:DE:179:SER:HB3	1.98	0.45
29:DE:155:GLU:CA	29:DE:158:PHE:HB3	2.41	0.45
30:DY:4:ILE:HG23	30:DY:56:VAL:HG13	1.99	0.45
35:DV:8:VAL:HA	35:DV:39:ALA:O	2.17	0.45

Continued on next page...

Continued from previous page...

Atom-1	Atom-2	Interatomic distance (Å)	Clash overlap (Å)
38:DM:53:MET:O	38:DM:57:VAL:HG23	2.16	0.45
38:DM:69:PRO:O	38:DM:71:LYS:N	2.48	0.45
42:DN:35:LYS:HA	42:DN:111:ALA:O	2.16	0.45
43:DO:93:ASP:C	43:DO:95:SER:N	2.69	0.45
47:DF:9:ASP:O	47:DF:13:LYS:HG2	2.17	0.45
47:DF:74:ALA:HB1	47:DF:76:PHE:HD2	1.82	0.45
47:DF:177:ARG:NH2	47:DF:178:LYS:H	2.14	0.45
51:DZ:36:HIS:O	51:DZ:48:THR:HA	2.17	0.45
53:D6:41:LEU:O	53:D6:43:VAL:HG23	2.16	0.45
1:AA:114:U:O2'	1:AA:115:G:H5'	2.17	0.45
1:AA:473:U:H2'	1:AA:474:G:C8	2.42	0.45
1:AA:516:U:O2'	1:AA:517:G:H5'	2.17	0.45
1:AA:537:G:H2'	1:AA:538:G:C8	2.52	0.45
1:AA:1226:C:H5''	12:AM:101:THR:HB	1.98	0.45
1:AA:1243:C:H2'	1:AA:1244:G:H8	1.82	0.45
2:AC:71:ARG:O	2:AC:75:VAL:HG23	2.17	0.45
4:AE:14:LEU:HD13	4:AE:14:LEU:O	2.17	0.45
4:AE:95:MET:HA	4:AE:124:ALA:CB	2.46	0.45
5:AF:25:TYR:O	5:AF:29:ILE:HG13	2.16	0.45
7:AH:94:VAL:CG2	7:AH:101:ALA:HB2	2.47	0.45
8:AI:24:ASN:CG	8:AI:25:GLY:H	2.20	0.45
8:AI:94:ARG:HH11	8:AI:94:ARG:CB	2.16	0.45
13:AN:20:PHE:O	13:AN:24:ALA:HB3	2.16	0.45
18:AS:20:LYS:HE3	18:AS:20:LYS:HB3	1.80	0.45
20:AB:65:LYS:HB3	20:AB:157:PRO:HA	1.97	0.45
22:BA:31:C:O2'	22:BA:32:U:H5'	2.17	0.45
23:BB:139:U:C4	50:BT:1:MET:HB3	2.51	0.45
23:BB:196:A:H2'	23:BB:196:A:N3	2.32	0.45
23:BB:493:G:H2'	23:BB:494:G:O4'	2.17	0.45
23:BB:596:U:H2'	23:BB:597:G:C8	2.51	0.45
23:BB:1026:G:H2'	23:BB:1027:A:C8	2.52	0.45
23:BB:1082:U:C2	23:BB:1086:A:N1	2.85	0.45
23:BB:1910:G:C2	23:BB:1911:U:N3	2.84	0.45
23:BB:2362:C:OP1	34:B3:39:ARG:NE	2.45	0.45
23:BB:2391:G:OP1	34:B3:34:LYS:HE2	2.16	0.45
23:BB:2743:U:H2'	23:BB:2744:G:C4'	2.46	0.45
23:BB:2868:A:H2'	23:BB:2869:G:C8	2.52	0.45
23:BB:2902:C:O2'	23:BB:2903:U:H5'	2.17	0.45
25:BC:15:VAL:HG22	25:BC:204:LEU:O	2.16	0.45
25:BC:89:ASN:HD22	25:BC:89:ASN:HA	1.53	0.45
26:BD:14:ILE:HG23	26:BD:14:ILE:O	2.16	0.45

Continued on next page...

Continued from previous page...

Atom-1	Atom-2	Interatomic distance (Å)	Clash overlap (Å)
29:BE:60:TRP:O	29:BE:61:ARG:CB	2.63	0.45
37:BL:136:GLU:HA	37:BL:140:GLY:H	1.82	0.45
40:BH:27:ARG:HE	51:BZ:64:ILE:HD11	1.81	0.45
41:BJ:103:ILE:HA	41:BJ:106:LYS:HB3	1.99	0.45
42:BN:24:MET:HG2	42:BN:44:LEU:HD22	1.98	0.45
42:BN:65:LEU:HD11	42:BN:69:ARG:CZ	2.46	0.45
44:BQ:71:ASN:HD21	44:BQ:106:THR:HG23	1.80	0.45
44:BQ:104:ALA:C	44:BQ:106:THR:H	2.19	0.45
46:BU:72:PHE:HA	46:BU:78:LYS:O	2.17	0.45
46:BU:85:ARG:NH1	46:BU:86:PHE:N	2.61	0.45
46:BU:94:PHE:CB	46:BU:101:THR:HA	2.47	0.45
47:BF:177:ARG:HA	47:BF:177:ARG:NH1	2.32	0.45
48:BG:123:GLU:HG2	48:BG:124:CYS:N	2.32	0.45
52:BW:44:PHE:HB3	52:BW:78:PHE:CD1	2.51	0.45
53:B6:14:MET:HB3	53:B6:168:PHE:CG	2.51	0.45
53:B6:42:LYS:CA	53:B6:51:PRO:HA	2.29	0.45
2:CC:26:LYS:HG3	2:CC:27:GLU:H	1.80	0.45
2:CC:185:THR:HG22	2:CC:198:LYS:HG2	1.97	0.45
3:CD:54:LEU:O	3:CD:58:GLN:HB2	2.16	0.45
3:CD:82:LYS:NZ	3:CD:82:LYS:HB3	2.32	0.45
3:CD:151:GLN:NE2	1:CA:437:U:H5''	2.32	0.45
7:CH:14:ARG:NE	7:CH:75:GLN:HE21	2.14	0.45
8:CI:18:VAL:HG21	8:CI:82:ILE:HG13	1.98	0.45
12:CM:89:ARG:CB	12:CM:96:VAL:HG22	2.46	0.45
13:CN:17:ASP:O	13:CN:21:ALA:HB3	2.17	0.45
20:CB:42:LEU:HA	20:CB:45:THR:OG1	2.16	0.45
20:CB:85:SER:O	20:CB:86:CYS:HB2	2.17	0.45
20:CB:88:GLN:HB2	20:CB:88:GLN:HE21	1.55	0.45
1:CA:147:G:H2'	1:CA:148:G:H8	1.82	0.45
1:CA:1089:G:H2'	1:CA:1090:U:O4'	2.17	0.45
1:CA:1402:C:H2'	1:CA:1403:C:O4'	2.17	0.45
21:CU:11:PHE:O	21:CU:12:ASP:C	2.54	0.45
23:DB:65:U:H2'	23:DB:66:C:C6	2.50	0.45
23:DB:175:G:H2'	23:DB:176:A:C8	2.52	0.45
23:DB:362:A:H3'	23:DB:363:G:H8	1.81	0.45
23:DB:460:A:H2'	23:DB:461:C:O4'	2.17	0.45
23:DB:533:G:H2'	23:DB:534:U:C6	2.52	0.45
23:DB:546:U:O4'	23:DB:548:G:OP1	2.34	0.45
23:DB:558:U:O3'	41:DJ:111:LYS:HE2	2.16	0.45
23:DB:969:G:H2'	23:DB:970:U:H6	1.78	0.45
23:DB:1026:G:H2'	23:DB:1027:A:C8	2.51	0.45

Continued on next page...

Continued from previous page...

Atom-1	Atom-2	Interatomic distance (Å)	Clash overlap (Å)
23:DB:1190:G:H2'	23:DB:1191:G:H8	1.82	0.45
23:DB:1463:C:H2'	23:DB:1464:G:C8	2.51	0.45
23:DB:1992:G:N2	23:DB:1996:C:O2'	2.50	0.45
23:DB:2008:C:H2'	23:DB:2009:A:C8	2.49	0.45
23:DB:2267:A:H5''	23:DB:2268:A:C5'	2.44	0.45
23:DB:2467:C:H1'	38:DM:122:ALA:HB1	1.97	0.45
23:DB:2598:A:C5'	25:DC:233:GLY:HA2	2.43	0.45
23:DB:2720:U:H2'	23:DB:2721:A:H8	1.81	0.45
23:DB:2834:G:H2'	23:DB:2879:A:H61	1.82	0.45
25:DC:6:LYS:HB3	25:DC:8:THR:HG22	1.98	0.45
26:DD:31:ALA:HA	26:DD:97:SER:HA	1.98	0.45
26:DD:122:VAL:HA	26:DD:127:PHE:N	2.31	0.45
26:DD:181:ASP:OD2	26:DD:184:ARG:HD2	2.17	0.45
26:DD:202:ILE:HD12	26:DD:202:ILE:N	2.31	0.45
28:DP:21:PRO:HG3	28:DP:93:LYS:O	2.16	0.45
29:DE:109:LEU:O	29:DE:112:LEU:HB2	2.16	0.45
32:D4:9:LYS:O	32:D4:10:LEU:HD23	2.16	0.45
34:D3:44:ARG:N	34:D3:45:PRO:CD	2.78	0.45
39:DX:17:GLU:OE1	39:DX:21:LEU:HD11	2.17	0.45
41:DJ:114:LEU:O	41:DJ:118:MET:HG3	2.16	0.45
42:DN:63:ARG:HA	42:DN:80:PHE:CE2	2.51	0.45
43:DO:26:LEU:HD13	43:DO:39:VAL:HG22	1.99	0.45
43:DO:89:ASP:HA	43:DO:116:GLN:HB3	1.99	0.45
47:DF:103:ILE:HD11	47:DF:174:PHE:CA	2.47	0.45
47:DF:169:LEU:HA	47:DF:172:PHE:HD2	1.82	0.45
53:D6:13:HIS:O	53:D6:16:LYS:HB2	2.17	0.45
1:AA:544:G:OP1	3:AD:55:ARG:NH2	2.50	0.45
1:AA:572:A:H5''	1:AA:917:G:H4'	1.97	0.45
1:AA:628:G:H2'	1:AA:629:A:C8	2.51	0.45
1:AA:635:A:H2'	1:AA:636:U:C6	2.51	0.45
1:AA:1181:G:O2'	1:AA:1182:G:C8	2.70	0.45
2:AC:113:LYS:HD3	2:AC:184:ASN:OD1	2.17	0.45
3:AD:44:LYS:NZ	3:AD:44:LYS:HB3	2.31	0.45
3:AD:142:VAL:N	3:AD:179:GLY:O	2.50	0.45
7:AH:40:LYS:CD	7:AH:47:ASP:HA	2.47	0.45
13:AN:52:ARG:C	13:AN:54:SER:H	2.20	0.45
15:AP:18:GLN:HE21	15:AP:35:ARG:HD3	1.82	0.45
16:AQ:16:MET:HB3	16:AQ:19:SER:HB2	1.98	0.45
20:AB:18:GLN:HG2	20:AB:189:ASN:CG	2.37	0.45
23:BB:208:C:H2'	23:BB:209:C:C6	2.51	0.45
23:BB:351:C:H2'	23:BB:352:A:C8	2.52	0.45

Continued on next page...

Continued from previous page...

Atom-1	Atom-2	Interatomic distance (Å)	Clash overlap (Å)
23:BB:401:A:H2'	23:BB:402:A:C8	2.52	0.45
23:BB:433:C:O2'	23:BB:434:U:H5'	2.17	0.45
23:BB:477:A:H2'	23:BB:478:A:C8	2.52	0.45
23:BB:554:U:H2'	23:BB:555:G:O4'	2.17	0.45
23:BB:569:U:H5''	23:BB:821:A:C2	2.52	0.45
23:BB:1535:A:H3'	23:BB:1536:C:C6	2.52	0.45
23:BB:1637:A:H5'	23:BB:1760:C:O2'	2.16	0.45
23:BB:2246:G:H2'	23:BB:2247:A:H8	1.77	0.45
24:BI:19:PRO:HG2	24:BI:22:PRO:HB2	1.99	0.45
24:BI:79:LEU:HD23	24:BI:108:ILE:CD1	2.47	0.45
25:BC:124:LYS:HB3	25:BC:124:LYS:NZ	2.31	0.45
30:BY:23:LEU:HD13	30:BY:28:LEU:HB2	1.99	0.45
33:B1:8:ILE:HG21	33:B1:51:ALA:CB	2.47	0.45
35:BV:72:VAL:CG1	35:BV:93:ARG:HA	2.46	0.45
37:BL:136:GLU:HG2	37:BL:140:GLY:O	2.16	0.45
38:BM:31:PHE:HA	38:BM:131:VAL:O	2.17	0.45
43:BO:28:VAL:HG21	43:BO:106:LEU:HD21	1.99	0.45
44:BQ:91:ARG:HE	44:BQ:94:LEU:CD2	2.27	0.45
46:BU:60:LYS:HA	46:BU:60:LYS:HE2	1.97	0.45
47:BF:91:ARG:O	47:BF:92:GLY:C	2.55	0.45
48:BG:26:LYS:HA	48:BG:32:LEU:HA	1.97	0.45
52:BW:41:GLY:HA2	52:BW:44:PHE:CD2	2.52	0.45
52:BW:70:VAL:HG23	52:BW:75:ASN:ND2	2.32	0.45
53:B6:25:LEU:HD22	53:B6:179:LYS:HG2	1.99	0.45
53:B6:72:ASP:OD1	53:B6:74:ASN:HB3	2.17	0.45
6:CG:27:ASN:O	6:CG:30:MET:HB3	2.16	0.45
6:CG:149:ALA:HB1	10:CK:59:PRO:HB2	1.98	0.45
7:CH:40:LYS:CD	7:CH:47:ASP:HA	2.47	0.45
8:CI:71:ILE:HD12	8:CI:71:ILE:N	2.28	0.45
18:CS:27:LYS:NZ	18:CS:27:LYS:HB3	2.32	0.45
20:CB:23:ASN:HD22	20:CB:24:PRO:CD	2.29	0.45
1:CA:252:U:C2	1:CA:253:A:N7	2.85	0.45
1:CA:389:A:H3'	1:CA:390:U:C6	2.50	0.45
1:CA:777:A:H2'	1:CA:778:G:C8	2.51	0.45
1:CA:977:A:N1	1:CA:1224:U:OP1	2.49	0.45
1:CA:1090:U:H2'	1:CA:1091:U:C6	2.52	0.45
1:CA:1271:A:O2'	1:CA:1272:G:H5'	2.17	0.45
22:DA:30:C:H2'	22:DA:31:C:H5'	1.98	0.45
22:DA:92:C:O2'	22:DA:93:C:H5'	2.17	0.45
23:DB:126:A:O5'	36:D2:46:LYS:HE2	2.17	0.45
23:DB:208:C:H2'	23:DB:209:C:C6	2.52	0.45

Continued on next page...

Continued from previous page...

Atom-1	Atom-2	Interatomic distance (Å)	Clash overlap (Å)
23:DB:304:U:H2'	23:DB:305:C:C6	2.52	0.45
23:DB:536:G:H21	41:DJ:47:HIS:CG	2.35	0.45
23:DB:2223:G:C2'	23:DB:2224:G:H5'	2.47	0.45
23:DB:2879:A:H4'	23:DB:2880:C:OP1	2.17	0.45
28:DP:74:GLN:O	28:DP:76:HIS:N	2.50	0.45
32:D4:36:ARG:O	32:D4:37:GLN:C	2.55	0.45
38:DM:57:VAL:HG13	38:DM:108:VAL:HG21	1.99	0.45
38:DM:82:MET:HE2	38:DM:82:MET:HB3	1.80	0.45
38:DM:97:GLN:HB2	38:DM:98:PRO:HD2	1.98	0.45
41:DJ:93:ILE:O	41:DJ:97:PRO:HG3	2.17	0.45
41:DJ:118:MET:HA	41:DJ:121:LYS:HE2	1.98	0.45
42:DN:24:MET:HG2	42:DN:44:LEU:HD22	1.98	0.45
48:DG:174:LYS:HZ3	48:DG:176:LYS:HB3	1.81	0.45
53:D6:62:ASP:C	53:D6:64:ARG:H	2.20	0.45
1:AA:103:U:H1'	1:AA:171:A:N1	2.31	0.45
1:AA:202:G:H2'	1:AA:203:G:C8	2.51	0.45
1:AA:237:G:O2'	1:AA:238:A:H5'	2.17	0.45
1:AA:1283:U:H2'	1:AA:1284:C:H6	1.81	0.45
1:AA:1307:U:H2'	1:AA:1308:U:O4'	2.16	0.45
1:AA:1320:C:O2'	1:AA:1321:U:H5'	2.17	0.45
2:AC:146:LYS:HE3	2:AC:202:PHE:HE2	1.81	0.45
2:AC:148:ILE:HG12	2:AC:149:LYS:N	2.31	0.45
4:AE:23:THR:HA	4:AE:28:ARG:HA	1.99	0.45
7:AH:117:GLN:C	7:AH:119:GLY:H	2.20	0.45
8:AI:18:VAL:HG21	8:AI:82:ILE:HG13	1.98	0.45
9:AJ:7:ARG:HG3	9:AJ:102:LEU:O	2.17	0.45
12:AM:38:ILE:HG13	12:AM:55:LEU:CD2	2.46	0.45
12:AM:44:ILE:HA	12:AM:47:LEU:HB2	1.98	0.45
12:AM:79:LEU:HB2	12:AM:84:CYS:SG	2.57	0.45
12:AM:90:HIS:HA	12:AM:108:ARG:HH22	1.81	0.45
13:AN:20:PHE:CB	13:AN:24:ALA:HB2	2.47	0.45
14:AO:39:LEU:HD23	14:AO:43:PHE:CE1	2.47	0.45
14:AO:77:ARG:O	14:AO:81:LEU:HB2	2.17	0.45
16:AQ:60:ILE:HD13	16:AQ:60:ILE:N	2.30	0.45
20:AB:26:MET:SD	20:AB:192:PRO:HD3	2.56	0.45
23:BB:335:C:O2'	23:BB:336:C:H5'	2.16	0.45
23:BB:794:A:H2'	23:BB:795:C:H6	1.78	0.45
23:BB:811:U:OP2	37:BL:20:GLY:HA2	2.17	0.45
23:BB:948:C:H2'	23:BB:949:G:H8	1.81	0.45
23:BB:2070:A:H2'	23:BB:2071:A:C8	2.51	0.45
23:BB:2100:G:H2'	23:BB:2101:A:O4'	2.16	0.45

Continued on next page...

Continued from previous page...

Atom-1	Atom-2	Interatomic distance (Å)	Clash overlap (Å)
23:BB:2227:A:H2'	23:BB:2228:G:O4'	2.16	0.45
23:BB:2338:C:H2'	23:BB:2339:C:C6	2.52	0.45
23:BB:2373:G:O2'	23:BB:2374:C:H5'	2.17	0.45
23:BB:2425:A:H4'	23:BB:2426:A:OP2	2.17	0.45
23:BB:2778:A:O2'	23:BB:2781:A:H5'	2.17	0.45
23:BB:2839:G:H2'	23:BB:2840:C:H6	1.80	0.45
23:BB:2840:C:H5''	42:BN:53:THR:OG1	2.16	0.45
29:BE:155:GLU:O	29:BE:159:LEU:HD13	2.17	0.45
29:BE:166:LYS:O	29:BE:167:VAL:CB	2.65	0.45
30:BY:51:SER:HA	30:BY:54:VAL:CG2	2.46	0.45
33:B1:35:LEU:HD23	33:B1:35:LEU:N	2.32	0.45
37:BL:89:VAL:O	37:BL:89:VAL:HG13	2.16	0.45
38:BM:126:ILE:HD12	38:BM:126:ILE:N	2.30	0.45
39:BX:6:LEU:C	39:BX:8:GLU:H	2.19	0.45
39:BX:51:ALA:O	39:BX:55:THR:N	2.43	0.45
40:BH:127:GLU:HA	40:BH:145:ASN:OD1	2.17	0.45
41:BJ:69:ARG:O	41:BJ:89:PHE:HB3	2.17	0.45
41:BJ:74:TYR:HB2	41:BJ:87:ALA:O	2.17	0.45
52:BW:9:THR:OG1	52:BW:10:ARG:N	2.48	0.45
52:BW:62:ALA:O	52:BW:81:ILE:HD12	2.16	0.45
53:B6:76:LEU:HD23	53:B6:77:LYS:NZ	2.29	0.45
53:B6:92:PRO:HB3	53:B6:100:TYR:O	2.17	0.45
53:B6:139:LYS:O	53:B6:143:LEU:HD13	2.16	0.45
2:CC:106:ARG:C	2:CC:107:LYS:HE3	2.36	0.45
2:CC:196:GLY:H	1:CA:1057:G:H4'	1.81	0.45
5:CF:81:ASN:O	5:CF:83:ALA:N	2.50	0.45
8:CI:26:LYS:NZ	8:CI:26:LYS:HA	2.31	0.45
10:CK:118:ASN:HB2	1:CA:718:A:H5'	1.99	0.45
11:CL:66:ILE:HG21	11:CL:71:HIS:HB3	1.99	0.45
13:CN:20:PHE:CB	13:CN:24:ALA:HB2	2.47	0.45
14:CO:11:ILE:HD11	14:CO:30:ALA:HB1	1.98	0.45
14:CO:43:PHE:CD1	14:CO:56:LEU:HD22	2.52	0.45
16:CQ:28:VAL:HG12	16:CQ:37:ILE:O	2.17	0.45
19:CT:34:VAL:CG1	19:CT:78:LEU:HD22	2.47	0.45
20:CB:86:CYS:C	20:CB:88:GLN:H	2.19	0.45
20:CB:204:ASP:O	20:CB:205:ALA:HB3	2.17	0.45
20:CB:209:VAL:HG23	20:CB:210:THR:H	1.82	0.45
20:CB:221:ARG:HG3	20:CB:222:GLU:N	2.32	0.45
1:CA:45:G:O2'	1:CA:46:G:H5'	2.16	0.45
1:CA:238:A:C3'	1:CA:239:U:H5''	2.47	0.45
1:CA:830:G:H2'	1:CA:831:A:H8	1.81	0.45

Continued on next page...

Continued from previous page...

Atom-1	Atom-2	Interatomic distance (Å)	Clash overlap (Å)
23:DB:20:C:H2'	23:DB:21:A:C8	2.51	0.45
23:DB:69:C:H2'	23:DB:70:G:C8	2.52	0.45
23:DB:493:G:H2'	23:DB:494:G:O4'	2.16	0.45
23:DB:1047:G:N2	23:DB:1110:G:O2'	2.49	0.45
23:DB:1064:C:H2'	23:DB:1065:U:O4'	2.17	0.45
23:DB:1183:U:H2'	23:DB:1184:U:C6	2.51	0.45
23:DB:1269:A:H2'	23:DB:1270:C:C6	2.52	0.45
23:DB:1356:G:H2'	23:DB:1357:C:H6	1.81	0.45
23:DB:1418:G:H1'	23:DB:1580:A:N6	2.32	0.45
23:DB:1507:C:H5'	23:DB:1508:A:OP2	2.17	0.45
23:DB:1724:G:H2'	23:DB:1725:U:C6	2.52	0.45
23:DB:2065:C:H2'	23:DB:2066:C:H6	1.82	0.45
23:DB:2144:G:H3'	23:DB:2145:C:C5'	2.47	0.45
23:DB:2356:U:H4'	52:DW:16:GLU:HG3	1.98	0.45
23:DB:2693:G:O2'	23:DB:2694:G:H5'	2.17	0.45
23:DB:2814:A:H2'	23:DB:2815:C:C6	2.52	0.45
24:DI:45:THR:O	24:DI:48:ILE:HG22	2.16	0.45
27:DK:2:ILE:HD12	27:DK:2:ILE:N	2.32	0.45
29:DE:31:VAL:HG21	29:DE:104:ALA:HB2	1.98	0.45
30:DY:6:ILE:HG21	30:DY:26:LEU:HD13	1.99	0.45
40:DH:4:ILE:HG13	40:DH:37:VAL:HG13	1.97	0.45
40:DH:94:ILE:O	40:DH:122:LEU:HD23	2.17	0.45
41:DJ:24:THR:O	41:DJ:25:LEU:HB3	2.16	0.45
44:DQ:56:PHE:O	44:DQ:59:LEU:HB3	2.17	0.45
44:DQ:91:ARG:NH2	44:DQ:93:ILE:HG21	2.32	0.45
46:DU:26:ASN:ND2	46:DU:34:ILE:HB	2.31	0.45
48:DG:9:VAL:HG13	48:DG:47:ASN:OD1	2.17	0.45
48:DG:10:VAL:HG21	48:DG:44:HIS:CE1	2.52	0.45
48:DG:83:THR:HA	48:DG:84:LYS:HZ3	1.82	0.45
53:D6:46:TYR:C	53:D6:48:ALA:H	2.20	0.45
1:AA:410:G:H1'	1:AA:432:A:N6	2.32	0.45
1:AA:622:A:H2'	1:AA:623:C:H5'	1.97	0.45
1:AA:636:U:O2'	1:AA:637:C:H5'	2.16	0.45
1:AA:818:G:C3'	1:AA:819:A:H5''	2.47	0.45
2:AC:40:GLN:HG3	2:AC:41:TYR:N	2.32	0.45
3:AD:117:VAL:HG12	3:AD:130:ASN:HA	1.99	0.45
3:AD:201:GLU:OE1	4:AE:104:ILE:HG22	2.17	0.45
6:AG:46:LEU:HG	6:AG:57:GLU:CG	2.46	0.45
10:AK:86:LYS:O	10:AK:86:LYS:HG3	2.15	0.45
10:AK:122:PRO:HB2	21:AU:33:ARG:O	2.17	0.45
11:AL:43:LYS:HE3	11:AL:44:PRO:CD	2.47	0.45

Continued on next page...

Continued from previous page...

Atom-1	Atom-2	Interatomic distance (Å)	Clash overlap (Å)
12:AM:89:ARG:CB	12:AM:96:VAL:HG22	2.47	0.45
12:AM:89:ARG:HD2	12:AM:95:PRO:O	2.17	0.45
18:AS:39:ILE:HG13	18:AS:68:HIS:O	2.17	0.45
23:BB:235:U:H2'	23:BB:236:C:C6	2.52	0.45
23:BB:546:U:OP1	23:BB:547:A:OP2	2.35	0.45
23:BB:622:G:H2'	23:BB:623:C:C6	2.52	0.45
23:BB:696:G:O2'	23:BB:697:G:H5'	2.17	0.45
23:BB:810:U:O4	37:BL:30:THR:HG22	2.17	0.45
23:BB:922:C:H1'	52:BW:22:VAL:HG21	1.98	0.45
23:BB:1091:G:O2'	23:BB:1092:C:H5'	2.17	0.45
23:BB:1130:U:C2	23:BB:2025:C:H5''	2.52	0.45
23:BB:1690:A:H2'	23:BB:1691:C:O4'	2.17	0.45
23:BB:1739:A:H2'	23:BB:1740:G:O4'	2.17	0.45
23:BB:1992:G:N2	23:BB:1996:C:O2'	2.50	0.45
23:BB:2065:C:H2'	23:BB:2066:C:H6	1.82	0.45
23:BB:2223:G:C2'	23:BB:2224:G:H5'	2.47	0.45
23:BB:2282:G:O3'	23:BB:2283:C:H4'	2.16	0.45
24:BI:19:PRO:HB2	24:BI:22:PRO:HD2	1.99	0.45
24:BI:27:LEU:HB2	24:BI:32:VAL:HG21	1.98	0.45
25:BC:68:ARG:HB2	25:BC:128:THR:HG21	1.97	0.45
26:BD:61:THR:O	26:BD:64:GLU:HB2	2.17	0.45
35:BV:23:ALA:O	35:BV:24:ASN:HB2	2.16	0.45
38:BM:32:GLY:CA	38:BM:104:GLU:HA	2.47	0.45
38:BM:101:VAL:O	38:BM:101:VAL:HG13	2.17	0.45
39:BX:56:LEU:O	39:BX:57:LEU:CB	2.65	0.45
40:BH:116:ARG:CZ	40:BH:131:SER:HB2	2.46	0.45
42:BN:107:ASN:HD21	45:BS:40:ASN:ND2	2.08	0.45
45:BS:69:LEU:HD12	45:BS:69:LEU:HA	1.81	0.45
46:BU:85:ARG:CZ	46:BU:86:PHE:H	2.29	0.45
47:BF:65:LEU:CD2	47:BF:87:LYS:HD2	2.46	0.45
50:BT:43:ILE:CG2	50:BT:58:VAL:HG21	2.47	0.45
50:BT:57:VAL:HG22	50:BT:58:VAL:N	2.27	0.45
53:B6:10:THR:HG22	53:B6:14:MET:HE3	1.97	0.45
53:B6:63:PRO:O	53:B6:103:ILE:HB	2.17	0.45
5:CF:85:ILE:HG22	5:CF:86:ARG:H	1.81	0.45
9:CJ:8:ILE:HD12	9:CJ:74:VAL:HG11	1.99	0.45
12:CM:78:ARG:HG2	12:CM:82:LEU:HD12	1.98	0.45
15:CP:20:VAL:HG23	15:CP:35:ARG:HA	1.98	0.45
19:CT:66:ILE:HG23	19:CT:70:LYS:HB3	1.99	0.45
1:CA:585:G:O2'	1:CA:586:C:H5'	2.17	0.45
1:CA:643:C:H2'	1:CA:644:U:H6	1.82	0.45

Continued on next page...

Continued from previous page...

Atom-1	Atom-2	Interatomic distance (Å)	Clash overlap (Å)
1:CA:1390:U:H2'	1:CA:1391:U:H6	1.82	0.45
23:DB:314:C:O2'	23:DB:315:G:H5'	2.17	0.45
23:DB:443:A:H1'	23:DB:1201:U:O4'	2.16	0.45
23:DB:596:U:H2'	23:DB:597:G:C8	2.52	0.45
23:DB:622:G:H2'	23:DB:623:C:C6	2.51	0.45
23:DB:636:G:OP2	37:DL:128:THR:HA	2.17	0.45
23:DB:825:A:O2'	37:DL:54:GLN:HB3	2.17	0.45
23:DB:1487:U:H2'	23:DB:1488:C:C6	2.51	0.45
23:DB:1920:C:H6	23:DB:1920:C:O5'	2.00	0.45
23:DB:2283:C:H2'	23:DB:2284:A:H5'	1.98	0.45
23:DB:2363:G:O2'	23:DB:2364:C:H5'	2.17	0.45
23:DB:2643:G:O2'	23:DB:2644:G:H5'	2.16	0.45
23:DB:2803:G:H2'	23:DB:2804:U:H6	1.82	0.45
24:DI:59:THR:O	24:DI:59:THR:HG23	2.17	0.45
25:DC:94:LEU:O	25:DC:94:LEU:HG	2.17	0.45
26:DD:201:LEU:C	26:DD:202:ILE:HD12	2.37	0.45
28:DP:100:ARG:C	28:DP:101:GLU:HG3	2.37	0.45
29:DE:44:ARG:HH21	29:DE:44:ARG:CG	2.21	0.45
29:DE:60:TRP:O	29:DE:61:ARG:CB	2.64	0.45
35:DV:29:ILE:HD13	35:DV:31:TYR:CE2	2.52	0.45
36:D2:10:LEU:HD11	36:D2:14:ARG:CZ	2.47	0.45
36:D2:43:THR:O	36:D2:44:VAL:C	2.55	0.45
37:DL:40:SER:OG	37:DL:41:ARG:HG3	2.16	0.45
37:DL:69:ARG:O	37:DL:69:ARG:HD3	2.16	0.45
39:DX:41:HIS:O	39:DX:45:GLN:HG3	2.17	0.45
40:DH:115:VAL:HG23	40:DH:131:SER:O	2.16	0.45
42:DN:20:MET:HG3	42:DN:21:PHE:N	2.29	0.45
45:DS:36:LEU:HA	45:DS:39:THR:OG1	2.17	0.45
48:DG:123:GLU:HG2	48:DG:124:CYS:N	2.32	0.45
52:DW:27:GLY:O	52:DW:63:ASP:HA	2.16	0.45
53:D6:62:ASP:O	53:D6:64:ARG:N	2.50	0.45
53:D6:81:LYS:HA	53:D6:84:ARG:NH2	2.32	0.45
1:AA:238:A:C3'	1:AA:239:U:H5''	2.46	0.45
1:AA:740:U:O2'	1:AA:741:G:H5'	2.17	0.45
1:AA:788:U:O2'	1:AA:789:U:H5'	2.17	0.45
1:AA:847:G:H2'	1:AA:848:C:C6	2.52	0.45
1:AA:1074:G:H4'	20:AB:102:ASN:HB2	1.99	0.45
1:AA:1295:U:H2'	1:AA:1296:C:C6	2.52	0.45
5:AF:81:ASN:O	5:AF:84:VAL:HG12	2.17	0.45
5:AF:81:ASN:O	5:AF:83:ALA:N	2.50	0.45
6:AG:125:ASP:HB3	6:AG:131:GLY:H	1.81	0.45

Continued on next page...

Continued from previous page...

Atom-1	Atom-2	Interatomic distance (Å)	Clash overlap (Å)
11:AL:106:VAL:HA	11:AL:107:LYS:HZ3	1.82	0.45
14:AO:24:SER:HB3	14:AO:27:VAL:CG2	2.46	0.45
22:BA:94:A:O2'	22:BA:95:U:H5'	2.16	0.45
23:BB:108:G:O2'	23:BB:109:C:H5'	2.17	0.45
23:BB:118:A:OP2	23:BB:119:A:H2'	2.17	0.45
23:BB:219:A:H2	23:BB:234:U:O2	2.00	0.45
23:BB:244:A:H2'	23:BB:245:G:O4'	2.17	0.45
23:BB:320:A:OP1	29:BE:130:LYS:HE3	2.16	0.45
23:BB:553:G:O2'	23:BB:554:U:H5'	2.17	0.45
23:BB:809:G:O2'	23:BB:810:U:H5'	2.16	0.45
23:BB:873:C:H4'	38:BM:64:TRP:NE1	2.32	0.45
23:BB:1386:C:H2'	23:BB:1387:A:H8	1.81	0.45
23:BB:1844:C:OP1	25:BC:254:LYS:HA	2.17	0.45
23:BB:2100:G:C6	23:BB:2190:G:C6	3.04	0.45
25:BC:110:LYS:HB3	25:BC:113:ASP:OD2	2.16	0.45
25:BC:175:LEU:HG	25:BC:181:ARG:HB2	1.99	0.45
26:BD:130:GLN:HG3	26:BD:140:HIS:O	2.17	0.45
28:BP:13:LYS:CD	28:BP:76:HIS:HA	2.46	0.45
28:BP:21:PRO:O	28:BP:91:VAL:HG21	2.17	0.45
29:BE:32:VAL:HG21	37:BL:6:LEU:CD1	2.46	0.45
33:B1:8:ILE:HG22	33:B1:9:LYS:N	2.30	0.45
33:B1:34:GLU:CD	33:B1:49:LYS:HD2	2.37	0.45
35:BV:29:ILE:HD13	35:BV:31:TYR:CE2	2.52	0.45
35:BV:35:GLU:HG3	35:BV:93:ARG:NH1	2.31	0.45
35:BV:70:ILE:H	35:BV:70:ILE:CD1	2.26	0.45
38:BM:78:LEU:HB3	38:BM:79:ALA:H	1.51	0.45
39:BX:56:LEU:C	39:BX:58:ASN:H	2.20	0.45
43:BO:93:ASP:C	43:BO:95:SER:N	2.70	0.45
43:BO:105:ALA:O	43:BO:107:ALA:N	2.43	0.45
44:BQ:9:ALA:C	44:BQ:11:ALA:N	2.71	0.45
44:BQ:73:ILE:HG13	44:BQ:74:SER:N	2.32	0.45
45:BS:63:GLY:O	45:BS:64:ALA:HB2	2.17	0.45
46:BU:51:LEU:H	46:BU:53:GLN:HE22	1.65	0.45
47:BF:4:HIS:O	47:BF:7:TYR:HB3	2.16	0.45
47:BF:134:GLN:HB3	47:BF:149:ARG:HB2	1.98	0.45
48:BG:32:LEU:CD2	48:BG:33:THR:H	2.29	0.45
49:BR:58:VAL:HG22	49:BR:59:ILE:N	2.32	0.45
50:BT:30:ILE:O	50:BT:85:VAL:HG23	2.17	0.45
50:BT:34:VAL:HG21	50:BT:43:ILE:CD1	2.47	0.45
50:BT:53:VAL:HG12	50:BT:54:GLU:N	2.31	0.45
3:CD:57:LYS:HB2	3:CD:199:ILE:HB	1.99	0.45

Continued on next page...

Continued from previous page...

Atom-1	Atom-2	Interatomic distance (Å)	Clash overlap (Å)
9:CJ:77:VAL:HB	9:CJ:78:GLU:CD	2.38	0.45
14:CO:12:VAL:O	14:CO:16:GLY:HA3	2.17	0.45
16:CQ:75:VAL:CG2	16:CQ:76:ARG:N	2.80	0.45
18:CS:65:MET:HG2	18:CS:65:MET:O	2.17	0.45
20:CB:125:PHE:CE1	20:CB:136:ARG:HB3	2.52	0.45
1:CA:143:A:H2	1:CA:220:G:H22	1.65	0.45
1:CA:192:A:O2'	1:CA:193:C:H5'	2.17	0.45
1:CA:223:A:H2'	1:CA:224:U:H6	1.82	0.45
1:CA:224:U:H2'	1:CA:225:C:H6	1.81	0.45
1:CA:431:A:H2'	1:CA:432:A:O4'	2.17	0.45
1:CA:473:U:H2'	1:CA:474:G:C8	2.44	0.45
22:DA:95:U:H2'	22:DA:96:G:H8	1.81	0.45
22:DA:116:G:H4'	43:DO:54:VAL:O	2.17	0.45
23:DB:506:G:H5''	23:DB:509:C:O2'	2.17	0.45
23:DB:656:G:H2'	23:DB:657:U:C6	2.52	0.45
23:DB:1681:G:H2'	23:DB:1757:A:N1	2.32	0.45
23:DB:1687:G:H2'	23:DB:1688:U:C6	2.52	0.45
23:DB:1726:C:H2'	23:DB:1727:C:H6	1.80	0.45
23:DB:2190:G:O2'	23:DB:2191:A:H5'	2.17	0.45
25:DC:244:VAL:HB	25:DC:249:VAL:H	1.82	0.45
26:DD:116:LYS:HB2	26:DD:165:MET:HB3	1.99	0.45
28:DP:105:LYS:HA	28:DP:108:ARG:NE	2.32	0.45
29:DE:58:LYS:H	29:DE:58:LYS:CD	2.29	0.45
30:DY:6:ILE:O	30:DY:34:THR:HG23	2.17	0.45
40:DH:41:LYS:N	40:DH:44:ILE:HG23	2.32	0.45
40:DH:78:VAL:O	40:DH:145:ASN:N	2.50	0.45
44:DQ:73:ILE:CG2	44:DQ:78:PHE:HB2	2.47	0.45
44:DQ:94:LEU:HD21	49:DR:11:GLN:CB	2.45	0.45
47:DF:91:ARG:O	47:DF:92:GLY:C	2.55	0.45
48:DG:88:LEU:HD21	48:DG:95:ALA:HB2	1.98	0.45
52:DW:70:VAL:C	52:DW:71:LYS:HD2	2.36	0.45
53:D6:37:LEU:O	53:D6:38:LEU:HD23	2.17	0.45
53:D6:80:GLU:CD	53:D6:99:LEU:HD13	2.37	0.45
1:AA:199:A:H2'	1:AA:200:G:H8	1.81	0.44
1:AA:277:C:O2'	1:AA:278:G:H5'	2.18	0.44
1:AA:451:A:N6	1:AA:480:U:H2'	2.31	0.44
1:AA:489:C:O2'	1:AA:490:C:H5'	2.16	0.44
1:AA:597:G:H2'	1:AA:598:U:H5'	1.99	0.44
1:AA:737:C:H2'	1:AA:738:C:C6	2.52	0.44
1:AA:1133:G:H2'	1:AA:1134:G:C8	2.52	0.44
1:AA:1352:C:H2'	1:AA:1353:G:O4'	2.18	0.44

Continued on next page...

Continued from previous page...

Atom-1	Atom-2	Interatomic distance (Å)	Clash overlap (Å)
2:AC:50:SER:HB2	2:AC:70:ALA:HB3	1.99	0.44
2:AC:100:ILE:O	2:AC:100:ILE:HG23	2.17	0.44
6:AG:62:GLU:OE2	6:AG:66:GLU:HG3	2.17	0.44
7:AH:94:VAL:HG23	7:AH:101:ALA:HB2	1.98	0.44
8:AI:66:VAL:HG22	8:AI:67:LYS:N	2.33	0.44
10:AK:74:LYS:C	10:AK:76:TYR:H	2.19	0.44
18:AS:14:LEU:HG	18:AS:15:LEU:N	2.32	0.44
19:AT:83:ASN:HB2	19:AT:84:LYS:HD2	1.98	0.44
20:AB:45:THR:HG22	20:AB:49:PHE:CE1	2.52	0.44
20:AB:204:ASP:O	20:AB:205:ALA:HB3	2.17	0.44
23:BB:171:U:H2'	23:BB:172:A:H8	1.80	0.44
23:BB:276:U:HO2'	23:BB:277:G:H5'	1.80	0.44
23:BB:443:A:H1'	23:BB:1201:U:O4'	2.16	0.44
23:BB:522:A:H2'	23:BB:523:C:H6	1.77	0.44
23:BB:833:A:H2'	23:BB:834:G:H8	1.81	0.44
23:BB:911:A:N6	38:BM:11:LYS:O	2.50	0.44
23:BB:1746:A:H2'	23:BB:1747:U:C6	2.52	0.44
23:BB:2267:A:H5''	23:BB:2268:A:C5'	2.46	0.44
23:BB:2284:A:OP1	33:B1:3:GLY:O	2.35	0.44
23:BB:2300:C:H2'	23:BB:2301:C:C6	2.52	0.44
23:BB:2389:G:H5''	23:BB:2390:U:O4'	2.16	0.44
23:BB:2543:G:H21	23:BB:2646:C:H5''	1.82	0.44
24:BI:12:VAL:HG23	24:BI:41:PHE:CE2	2.53	0.44
25:BC:94:LEU:O	25:BC:94:LEU:HG	2.17	0.44
26:BD:31:ALA:HA	26:BD:97:SER:HA	1.99	0.44
26:BD:32:ASN:HB3	26:BD:50:VAL:CG2	2.47	0.44
27:BK:71:ARG:HH21	27:BK:106:GLU:HG3	1.81	0.44
35:BV:42:LEU:H	35:BV:42:LEU:CD2	2.11	0.44
35:BV:44:HIS:HE1	35:BV:86:LEU:H	1.65	0.44
35:BV:72:VAL:CG1	35:BV:94:ALA:H	2.18	0.44
37:BL:28:GLY:O	37:BL:29:LYS:C	2.55	0.44
41:BJ:102:GLU:O	41:BJ:105:VAL:HG22	2.17	0.44
42:BN:103:ARG:HG3	42:BN:104:ALA:H	1.82	0.44
44:BQ:8:ILE:O	44:BQ:11:ALA:HB3	2.17	0.44
51:BZ:36:HIS:O	51:BZ:48:THR:HA	2.17	0.44
52:BW:43:LYS:HE2	52:BW:68:PHE:HE1	1.82	0.44
2:CC:40:GLN:HG3	2:CC:41:TYR:N	2.32	0.44
3:CD:84:ASN:ND2	3:CD:84:ASN:C	2.68	0.44
7:CH:17:GLN:OE1	7:CH:69:ALA:HB1	2.17	0.44
10:CK:124:LYS:O	21:CU:33:ARG:NE	2.50	0.44
14:CO:40:GLN:HE21	14:CO:40:GLN:HB3	1.53	0.44

Continued on next page...

Continued from previous page...

Atom-1	Atom-2	Interatomic distance (Å)	Clash overlap (Å)
20:CB:46:VAL:HA	20:CB:49:PHE:CG	2.51	0.44
20:CB:65:LYS:HB3	20:CB:157:PRO:HA	1.98	0.44
20:CB:69:VAL:HB	20:CB:162:VAL:CB	2.46	0.44
1:CA:103:U:H1'	1:CA:171:A:N1	2.32	0.44
1:CA:153:C:O2'	1:CA:154:U:H5'	2.16	0.44
1:CA:370:C:H2'	1:CA:371:A:C8	2.52	0.44
1:CA:432:A:H2'	1:CA:433:G:H5'	1.98	0.44
1:CA:843:U:H3'	1:CA:844:G:C5'	2.46	0.44
1:CA:856:C:O2'	1:CA:857:C:H5'	2.17	0.44
1:CA:1320:C:O2'	1:CA:1321:U:H5'	2.17	0.44
21:CU:8:ASN:O	21:CU:9:GLU:HB3	2.17	0.44
23:DB:40:U:O2'	23:DB:41:C:H5'	2.17	0.44
23:DB:141:G:OP2	23:DB:141:G:N2	2.48	0.44
23:DB:1322:A:H4'	45:DS:82:MET:HE1	1.99	0.44
23:DB:1571:A:H2'	23:DB:1572:A:C8	2.52	0.44
23:DB:1998:A:H2'	23:DB:1999:C:H6	1.81	0.44
23:DB:2079:U:H2'	23:DB:2080:A:O4'	2.17	0.44
23:DB:2543:G:H2'	23:DB:2544:G:C8	2.52	0.44
23:DB:2901:C:H2'	23:DB:2902:C:H6	1.82	0.44
25:DC:76:VAL:O	25:DC:93:VAL:O	2.35	0.44
27:DK:109:SER:O	27:DK:113:MET:HG2	2.17	0.44
29:DE:62:GLN:HE21	29:DE:62:GLN:HB2	1.56	0.44
29:DE:161:ALA:C	29:DE:163:ASN:N	2.70	0.44
39:DX:40:SER:C	39:DX:42:LEU:H	2.21	0.44
43:DO:62:LEU:CD1	43:DO:70:ALA:HA	2.47	0.44
44:DQ:73:ILE:HD11	44:DQ:77:LYS:HB2	1.98	0.44
45:DS:31:GLN:C	45:DS:33:LEU:H	2.20	0.44
47:DF:111:ARG:HH11	47:DF:135:ILE:HG21	1.82	0.44
47:DF:127:TYR:OH	47:DF:166:ARG:HG3	2.17	0.44
48:DG:34:ARG:N	48:DG:34:ARG:CD	2.80	0.44
49:DR:27:ILE:HG13	49:DR:33:VAL:HG11	1.98	0.44
53:D6:31:GLY:HA2	53:D6:106:LEU:HD13	1.99	0.44
53:D6:75:ALA:C	53:D6:77:LYS:H	2.20	0.44
53:D6:77:LYS:O	53:D6:81:LYS:HG3	2.17	0.44
53:D6:109:GLU:CA	53:D6:112:LYS:HE3	2.38	0.44
53:D6:183:ILE:C	53:D6:185:GLY:H	2.21	0.44
1:AA:102:G:H2'	1:AA:103:U:C6	2.52	0.44
1:AA:141:G:O2'	1:AA:142:G:H5'	2.17	0.44
1:AA:431:A:H2'	1:AA:432:A:O4'	2.17	0.44
1:AA:613:C:P	3:AD:80:ARG:HH21	2.40	0.44
1:AA:794:A:H2'	1:AA:795:C:C6	2.52	0.44

Continued on next page...

Continued from previous page...

Atom-1	Atom-2	Interatomic distance (Å)	Clash overlap (Å)
1:AA:845:A:H3'	1:AA:846:G:O4'	2.17	0.44
1:AA:865:A:H2'	1:AA:866:C:C6	2.52	0.44
1:AA:1245:C:H2'	1:AA:1246:A:H8	1.82	0.44
2:AC:128:MET:HB2	2:AC:131:ARG:HH11	1.82	0.44
8:AI:49:GLN:HB3	8:AI:102:PHE:CE1	2.53	0.44
14:AO:11:ILE:HD11	14:AO:30:ALA:HB1	1.99	0.44
22:BA:14:U:H1'	22:BA:106:G:N2	2.33	0.44
23:BB:69:C:H2'	23:BB:70:G:C8	2.53	0.44
23:BB:234:U:H2'	23:BB:235:U:H6	1.82	0.44
23:BB:697:G:H2'	23:BB:698:C:C6	2.51	0.44
23:BB:730:A:H3'	56:BB:3597:HOH:O	2.18	0.44
23:BB:873:C:H4'	38:BM:64:TRP:HE1	1.81	0.44
23:BB:898:C:H2'	23:BB:899:A:C1'	2.47	0.44
23:BB:1063:G:O4'	24:BI:134:SER:O	2.34	0.44
23:BB:1117:C:H2'	23:BB:1118:C:C6	2.52	0.44
23:BB:1418:G:H1'	23:BB:1580:A:N6	2.32	0.44
23:BB:1439:A:H1'	23:BB:1553:A:N6	2.32	0.44
23:BB:1571:A:H2'	23:BB:1572:A:C8	2.53	0.44
23:BB:1716:U:H2'	23:BB:1717:A:H8	1.82	0.44
23:BB:1760:C:OP1	23:BB:2712:C:H5	2.01	0.44
23:BB:1838:C:N4	23:BB:1898:U:H2'	2.32	0.44
23:BB:1882:U:O2'	23:BB:1883:U:H5'	2.17	0.44
23:BB:2052:A:O4'	26:BD:147:GLY:HA3	2.17	0.44
23:BB:2341:G:H2'	23:BB:2342:C:H6	1.81	0.44
23:BB:2514:U:H2'	23:BB:2515:C:H6	1.81	0.44
23:BB:2526:G:H2'	23:BB:2527:C:C6	2.53	0.44
23:BB:2825:G:N3	23:BB:2825:G:H5''	2.32	0.44
27:BK:43:ILE:CG2	27:BK:46:ALA:HB2	2.47	0.44
28:BP:4:ILE:O	28:BP:6:GLN:N	2.49	0.44
28:BP:21:PRO:HG3	28:BP:93:LYS:O	2.17	0.44
28:BP:62:LYS:HB3	28:BP:69:VAL:CG2	2.47	0.44
32:B4:9:LYS:O	32:B4:10:LEU:HD23	2.17	0.44
38:BM:69:PRO:O	38:BM:71:LYS:N	2.49	0.44
40:BH:57:LYS:CG	40:BH:58:LEU:H	2.23	0.44
42:BN:73:ASN:HA	42:BN:76:VAL:CG2	2.46	0.44
43:BO:18:LEU:HD23	43:BO:25:ARG:HD3	1.99	0.44
43:BO:38:GLN:HB2	43:BO:47:VAL:HG11	1.99	0.44
47:BF:19:PHE:CE1	47:BF:164:GLU:HA	2.52	0.44
47:BF:87:LYS:CG	47:BF:88:VAL:H	2.27	0.44
48:BG:10:VAL:HG21	48:BG:44:HIS:HE1	1.82	0.44
48:BG:88:LEU:HD13	48:BG:93:TYR:HB3	2.00	0.44

Continued on next page...

Continued from previous page...

Atom-1	Atom-2	Interatomic distance (Å)	Clash overlap (Å)
49:BR:2:TYR:N	49:BR:42:ALA:HB2	2.32	0.44
2:CC:50:SER:HB2	2:CC:70:ALA:HB3	1.98	0.44
2:CC:91:ALA:HB1	2:CC:96:VAL:O	2.17	0.44
2:CC:129:PHE:CG	2:CC:130:ARG:N	2.85	0.44
6:CG:62:GLU:OE2	6:CG:66:GLU:HG3	2.17	0.44
8:CI:46:VAL:HA	8:CI:49:GLN:OE1	2.16	0.44
9:CJ:49:PHE:O	9:CJ:64:GLN:HA	2.17	0.44
12:CM:32:ILE:HG23	12:CM:33:LEU:N	2.31	0.44
1:CA:632:U:H5''	1:CA:633:G:C8	2.52	0.44
22:DA:60:C:H2'	22:DA:61:G:H8	1.83	0.44
22:DA:63:C:H2'	22:DA:64:G:H8	1.82	0.44
23:DB:222:A:N1	23:DB:233:A:H5''	2.31	0.44
23:DB:288:U:C2	23:DB:289:G:C8	3.05	0.44
23:DB:498:G:H2'	23:DB:498:G:N3	2.31	0.44
23:DB:587:C:H4'	23:DB:588:U:C6	2.52	0.44
23:DB:659:G:H21	29:DE:30:GLN:NE2	2.15	0.44
23:DB:1774:C:O2	23:DB:1774:C:H2'	2.17	0.44
23:DB:1805:A:N3	25:DC:49:THR:CG2	2.79	0.44
23:DB:1826:G:H2'	23:DB:1827:U:C6	2.52	0.44
23:DB:2376:A:N1	43:DO:92:PHE:HD2	2.15	0.44
23:DB:2758:A:O2'	23:DB:2759:G:H5'	2.17	0.44
23:DB:2778:A:O2'	23:DB:2781:A:H5'	2.17	0.44
26:DD:119:ALA:HB2	26:DD:163:GLY:C	2.37	0.44
26:DD:181:ASP:OD1	26:DD:181:ASP:C	2.54	0.44
28:DP:52:ARG:HB2	28:DP:55:HIS:O	2.17	0.44
30:DY:8:GLN:O	30:DY:53:MET:O	2.35	0.44
37:DL:6:LEU:HD23	37:DL:6:LEU:N	2.32	0.44
38:DM:55:ARG:HH21	38:DM:55:ARG:HG3	1.82	0.44
38:DM:101:VAL:O	38:DM:101:VAL:HG13	2.15	0.44
40:DH:11:ASN:O	40:DH:12:LEU:HD23	2.17	0.44
41:DJ:36:LEU:HD21	41:DJ:122:LEU:HD13	1.98	0.44
41:DJ:81:ILE:CG2	41:DJ:82:GLY:H	2.13	0.44
49:DR:32:THR:HG23	49:DR:61:ALA:O	2.17	0.44
1:AA:6:G:H4'	1:AA:298:A:H4'	2.00	0.44
1:AA:51:A:H4'	1:AA:52:C:OP2	2.17	0.44
1:AA:96:U:H2'	1:AA:97:G:H8	1.82	0.44
1:AA:694:A:H3'	1:AA:695:A:H5''	1.98	0.44
1:AA:718:A:H5'	10:AK:118:ASN:HB2	1.99	0.44
1:AA:842:U:H2'	1:AA:843:U:H4'	1.99	0.44
1:AA:1102:A:H2'	1:AA:1103:C:C6	2.53	0.44
1:AA:1238:A:C2	1:AA:1241:G:N3	2.84	0.44

Continued on next page...

Continued from previous page...

Atom-1	Atom-2	Interatomic distance (Å)	Clash overlap (Å)
1:AA:1324:A:H4'	1:AA:1363:A:OP1	2.17	0.44
1:AA:1514:G:H2'	1:AA:1515:G:H8	1.83	0.44
2:AC:23:ALA:HB3	2:AC:28:PHE:CD1	2.52	0.44
2:AC:185:THR:CG2	2:AC:198:LYS:HG2	2.47	0.44
5:AF:18:VAL:HG11	5:AF:58:HIS:NE2	2.31	0.44
11:AL:32:VAL:HG23	11:AL:55:ARG:O	2.18	0.44
20:AB:44:LYS:O	20:AB:48:MET:HG3	2.18	0.44
21:AU:34:ARG:HE	21:AU:36:PHE:N	2.14	0.44
22:BA:46:A:H2'	22:BA:47:C:O4'	2.18	0.44
23:BB:160:A:H2'	23:BB:161:A:C8	2.52	0.44
23:BB:781:A:OP1	25:BC:216:ARG:NH2	2.49	0.44
23:BB:1221:C:H2'	23:BB:1222:U:H6	1.82	0.44
23:BB:1669:A:C8	27:BK:5:GLN:HG3	2.52	0.44
23:BB:1739:A:H2'	23:BB:1740:G:H8	1.83	0.44
23:BB:1809:A:H2'	23:BB:1810:A:C8	2.53	0.44
23:BB:1906:G:OP2	23:BB:1930:G:H8	2.00	0.44
23:BB:1979:U:O2'	23:BB:1980:G:H5'	2.17	0.44
23:BB:2031:A:C6	23:BB:2498:C:H1'	2.53	0.44
23:BB:2292:U:H2'	23:BB:2293:G:H8	1.82	0.44
23:BB:2769:U:O2'	23:BB:2770:G:H5'	2.17	0.44
24:BI:109:ALA:HB1	24:BI:124:MET:CG	2.47	0.44
28:BP:100:ARG:C	28:BP:101:GLU:HG3	2.36	0.44
29:BE:128:ALA:O	29:BE:133:LEU:HD12	2.18	0.44
32:B4:25:VAL:HG11	32:B4:35:GLN:HE21	1.80	0.44
35:BV:10:LYS:HG2	35:BV:11:GLU:HG3	1.98	0.44
40:BH:111:ALA:HB3	40:BH:114:GLU:CG	2.48	0.44
40:BH:114:GLU:HB3	40:BH:134:VAL:N	2.32	0.44
41:BJ:98:GLU:HB3	41:BJ:124:VAL:HG21	1.99	0.44
43:BO:89:ASP:HA	43:BO:116:GLN:HB3	2.00	0.44
46:BU:33:VAL:O	46:BU:63:ALA:HA	2.18	0.44
47:BF:31:GLU:HB3	47:BF:156:THR:O	2.17	0.44
47:BF:99:PHE:HA	47:BF:102:LEU:HD11	1.99	0.44
53:B6:28:LEU:O	53:B6:30:THR:HG23	2.17	0.44
53:B6:60:ALA:HB2	53:B6:66:LEU:HG	1.99	0.44
2:CC:147:GLY:HA3	2:CC:171:ARG:O	2.18	0.44
2:CC:192:TYR:HA	1:CA:1206:G:C4'	2.45	0.44
3:CD:26:ALA:HA	3:CD:30:LYS:CE	2.46	0.44
7:CH:4:ASP:CG	7:CH:76:ARG:HH12	2.21	0.44
9:CJ:42:LEU:CB	9:CJ:71:LEU:HD21	2.47	0.44
10:CK:15:VAL:HB	10:CK:78:ILE:CD1	2.48	0.44
12:CM:11:HIS:H	12:CM:45:SER:CB	2.30	0.44

Continued on next page...

Continued from previous page...

Atom-1	Atom-2	Interatomic distance (Å)	Clash overlap (Å)
13:CN:20:PHE:HA	13:CN:24:ALA:H	1.81	0.44
13:CN:61:ASN:HB3	13:CN:72:PHE:CE2	2.53	0.44
17:CR:20:ILE:HA	17:CR:53:GLN:HE21	1.81	0.44
1:CA:450:G:N7	1:CA:481:G:O6	2.51	0.44
1:CA:628:G:O2'	1:CA:629:A:H5'	2.17	0.44
1:CA:1270:G:H2'	1:CA:1271:A:H8	1.83	0.44
1:CA:1385:G:O2'	1:CA:1386:G:H5'	2.17	0.44
1:CA:1496:C:H2'	1:CA:1497:G:O4'	2.17	0.44
1:CA:1526:G:H2'	1:CA:1527:U:H6	1.82	0.44
22:DA:114:C:O2'	22:DA:115:A:H5'	2.18	0.44
23:DB:606:U:OP2	29:DE:99:LYS:HD2	2.18	0.44
23:DB:948:C:H2'	23:DB:949:G:H8	1.83	0.44
23:DB:1098:A:H2'	24:DI:3:LYS:C	2.36	0.44
23:DB:1299:G:C4'	23:DB:1301:A:H1'	2.46	0.44
23:DB:1326:U:H2'	23:DB:1327:A:H8	1.82	0.44
23:DB:2093:G:O5'	40:DH:24:GLY:HA3	2.18	0.44
23:DB:2389:G:H5''	23:DB:2390:U:O4'	2.16	0.44
23:DB:2787:C:C1'	26:DD:63:PRO:HG3	2.36	0.44
23:DB:2816:G:O2'	23:DB:2817:U:H5'	2.17	0.44
24:DI:128:ILE:HA	24:DI:131:THR:HG23	1.98	0.44
25:DC:15:VAL:HG22	25:DC:204:LEU:O	2.17	0.44
25:DC:80:LEU:HD21	25:DC:109:LEU:HG	1.99	0.44
26:DD:21:SER:HB2	27:DK:73:ASP:HA	1.99	0.44
26:DD:23:PRO:HB2	26:DD:190:LYS:O	2.17	0.44
27:DK:43:ILE:CG2	27:DK:54:LYS:HA	2.43	0.44
27:DK:64:ARG:HH12	27:DK:101:GLY:HA3	1.81	0.44
28:DP:25:VAL:HA	28:DP:85:VAL:CA	2.48	0.44
29:DE:155:GLU:O	29:DE:159:LEU:HD13	2.17	0.44
32:D4:7:VAL:HB	32:D4:36:ARG:O	2.18	0.44
32:D4:10:LEU:HD12	32:D4:33:HIS:CA	2.40	0.44
33:D1:8:ILE:HG21	33:D1:51:ALA:CB	2.47	0.44
33:D1:29:LYS:N	33:D1:30:PRO:HD3	2.32	0.44
33:D1:34:GLU:HG2	33:D1:49:LYS:HG3	1.99	0.44
35:DV:53:LYS:HE2	35:DV:53:LYS:HA	1.97	0.44
36:D2:16:HIS:HB2	36:D2:44:VAL:HG21	2.00	0.44
40:DH:65:ALA:O	40:DH:138:VAL:HG11	2.18	0.44
41:DJ:12:LYS:O	41:DJ:13:ARG:HB2	2.17	0.44
41:DJ:17:VAL:CG2	41:DJ:137:PRO:HB2	2.38	0.44
41:DJ:31:GLU:OE2	41:DJ:34:ARG:NH2	2.51	0.44
46:DU:48:VAL:O	46:DU:50:ALA:N	2.51	0.44
46:DU:81:ARG:HG3	46:DU:81:ARG:NH2	2.32	0.44

Continued on next page...

Continued from previous page...

Atom-1	Atom-2	Interatomic distance (Å)	Clash overlap (Å)
46:DU:85:ARG:NH1	46:DU:86:PHE:N	2.63	0.44
47:DF:101:ARG:HH12	47:DF:138:PRO:CB	2.29	0.44
48:DG:83:THR:HA	48:DG:84:LYS:HZ1	1.79	0.44
48:DG:88:LEU:HD12	48:DG:88:LEU:O	2.18	0.44
48:DG:148:ARG:CD	48:DG:152:ARG:HD3	2.48	0.44
49:DR:27:ILE:HG22	49:DR:28:ALA:N	2.32	0.44
51:DZ:51:VAL:HG12	51:DZ:52:SER:H	1.82	0.44
53:D6:19:GLU:HA	53:D6:22:GLU:OE1	2.17	0.44
1:AA:192:A:O2'	1:AA:193:C:H5'	2.18	0.44
1:AA:376:G:H5''	15:AP:5:ARG:HB2	1.99	0.44
1:AA:512:U:H2'	1:AA:513:C:H6	1.81	0.44
1:AA:613:C:H2'	1:AA:614:C:C6	2.52	0.44
1:AA:719:C:H2'	17:AR:38:ILE:HD11	1.99	0.44
1:AA:768:A:H5'	1:AA:1524:C:H1'	2.00	0.44
1:AA:916:U:H2'	1:AA:917:G:H8	1.81	0.44
1:AA:1180:A:OP2	8:AI:98:ARG:NH2	2.50	0.44
2:AC:129:PHE:CG	2:AC:130:ARG:N	2.85	0.44
3:AD:197:HIS:O	3:AD:201:GLU:HG3	2.18	0.44
8:AI:59:LYS:HB3	8:AI:60:LEU:HD23	1.99	0.44
8:AI:66:VAL:HG11	8:AI:78:ILE:HD11	1.99	0.44
9:AJ:77:VAL:HB	9:AJ:78:GLU:CD	2.37	0.44
12:AM:50:GLY:HA2	12:AM:53:ASP:OD1	2.18	0.44
17:AR:31:TYR:CB	17:AR:54:LEU:HD21	2.47	0.44
18:AS:38:THR:HA	18:AS:69:LYS:HD3	1.98	0.44
20:AB:94:ARG:N	20:AB:94:ARG:NE	2.64	0.44
20:AB:102:ASN:O	20:AB:106:VAL:HG23	2.17	0.44
20:AB:125:PHE:N	20:AB:125:PHE:HD2	2.14	0.44
22:BA:28:C:H2'	22:BA:29:A:O4'	2.17	0.44
23:BB:26:G:H1'	23:BB:514:A:H61	1.83	0.44
23:BB:663:G:OP1	37:BL:17:LYS:HG2	2.18	0.44
23:BB:841:G:O2'	23:BB:842:U:H5'	2.17	0.44
23:BB:1299:G:C4'	23:BB:1301:A:H1'	2.47	0.44
23:BB:1494:A:H2'	23:BB:1495:A:C8	2.53	0.44
23:BB:1704:C:O2'	23:BB:1705:A:H5'	2.18	0.44
23:BB:1797:G:O3'	25:BC:255:LYS:O	2.35	0.44
23:BB:1923:U:H2'	23:BB:1924:C:C5	2.53	0.44
23:BB:2230:G:H2'	23:BB:2231:U:H6	1.83	0.44
23:BB:2553:G:H2'	23:BB:2554:U:C4'	2.47	0.44
23:BB:2678:C:H2'	23:BB:2679:A:O4'	2.18	0.44
23:BB:2680:U:OP2	26:BD:114:LYS:HD2	2.17	0.44
28:BP:5:LYS:HZ1	28:BP:9:GLN:HB3	1.82	0.44

Continued on next page...

Continued from previous page...

Atom-1	Atom-2	Interatomic distance (Å)	Clash overlap (Å)
28:BP:33:GLU:HA	28:BP:33:GLU:OE1	2.17	0.44
28:BP:103:THR:N	28:BP:107:ALA:HB2	2.33	0.44
29:BE:134:LEU:CD2	29:BE:161:ALA:HB2	2.46	0.44
40:BH:32:PRO:HG3	51:BZ:39:TRP:HB3	1.98	0.44
42:BN:51:LEU:O	42:BN:54:LEU:HB3	2.17	0.44
42:BN:62:ASN:O	42:BN:66:ALA:HB2	2.18	0.44
45:BS:51:LEU:O	45:BS:54:ALA:HB3	2.18	0.44
46:BU:81:ARG:HG3	46:BU:81:ARG:HH21	1.81	0.44
52:BW:23:LYS:CG	52:BW:24:ARG:N	2.79	0.44
53:B6:10:THR:O	53:B6:14:MET:HB2	2.17	0.44
2:CC:59:PRO:HG2	2:CC:62:SER:OG	2.17	0.44
2:CC:189:HIS:HD2	2:CC:194:VAL:HG13	1.81	0.44
6:CG:29:LEU:O	6:CG:29:LEU:HD23	2.16	0.44
7:CH:47:ASP:CG	7:CH:48:PHE:H	2.20	0.44
8:CI:24:ASN:CG	8:CI:25:GLY:H	2.21	0.44
10:CK:125:LYS:O	21:CU:33:ARG:NE	2.48	0.44
12:CM:84:CYS:SG	12:CM:86:ARG:HB2	2.57	0.44
12:CM:88:LEU:O	12:CM:91:ARG:HG3	2.18	0.44
14:CO:82:ILE:O	14:CO:86:GLY:N	2.50	0.44
15:CP:5:ARG:HB2	1:CA:376:G:H5''	2.00	0.44
19:CT:57:VAL:HG23	19:CT:58:ASP:N	2.32	0.44
20:CB:112:ARG:O	20:CB:116:LEU:HB2	2.18	0.44
1:CA:17:U:O2'	1:CA:18:C:H5'	2.17	0.44
1:CA:622:A:H2'	1:CA:623:C:H5'	1.98	0.44
1:CA:687:A:C2	1:CA:704:A:C5	3.06	0.44
1:CA:697:U:O2	1:CA:798:U:H1'	2.17	0.44
1:CA:749:A:O2'	1:CA:750:C:H5'	2.17	0.44
1:CA:810:C:O2'	1:CA:811:C:H5'	2.17	0.44
1:CA:1220:G:H2'	1:CA:1221:G:H8	1.81	0.44
1:CA:1426:G:H2'	1:CA:1427:C:H6	1.82	0.44
23:DB:35:G:H2'	23:DB:36:G:O4'	2.17	0.44
23:DB:167:A:H2'	23:DB:168:G:O4'	2.18	0.44
23:DB:321:U:O4'	29:DE:159:LEU:HG	2.17	0.44
23:DB:853:C:H2'	23:DB:854:C:C6	2.52	0.44
23:DB:1535:A:H3'	23:DB:1536:C:C6	2.52	0.44
23:DB:1570:A:H2'	23:DB:1571:A:C8	2.53	0.44
23:DB:1805:A:H5''	25:DC:247:TRP:CE2	2.53	0.44
23:DB:1809:A:H2'	23:DB:1810:A:C8	2.53	0.44
23:DB:2013:A:N3	45:DS:88:ARG:NH1	2.65	0.44
23:DB:2104:C:H5	23:DB:2179:C:H5''	1.82	0.44
23:DB:2264:C:N4	52:DW:11:ASN:ND2	2.61	0.44

Continued on next page...

Continued from previous page...

Atom-1	Atom-2	Interatomic distance (Å)	Clash overlap (Å)
23:DB:2678:C:H2'	23:DB:2679:A:O4'	2.17	0.44
23:DB:2707:U:H2'	23:DB:2708:G:C8	2.52	0.44
23:DB:2875:C:H2'	23:DB:2876:G:H8	1.82	0.44
25:DC:86:ARG:CZ	25:DC:86:ARG:HB3	2.48	0.44
28:DP:88:ARG:HB3	28:DP:88:ARG:NH2	2.32	0.44
29:DE:188:MET:HG2	29:DE:193:VAL:HG22	2.00	0.44
31:D0:12:ARG:HD2	31:D0:16:ARG:NH2	2.32	0.44
37:DL:125:LEU:HB2	37:DL:143:GLU:OE2	2.18	0.44
40:DH:97:ARG:HD2	40:DH:97:ARG:N	2.32	0.44
41:DJ:23:LYS:HE3	41:DJ:142:ILE:HG12	1.99	0.44
41:DJ:126:ALA:HB3	41:DJ:129:GLU:OE2	2.17	0.44
42:DN:73:ASN:O	42:DN:76:VAL:HG22	2.18	0.44
42:DN:114:GLU:HG2	42:DN:115:LEU:O	2.18	0.44
45:DS:31:GLN:O	45:DS:35:ILE:HG12	2.17	0.44
45:DS:38:TYR:O	45:DS:39:THR:HG23	2.16	0.44
49:DR:64:VAL:O	49:DR:95:ASP:HB2	2.18	0.44
51:DZ:59:ILE:HG22	51:DZ:64:ILE:HG13	2.00	0.44
53:D6:80:GLU:CG	53:D6:92:PRO:HB3	2.48	0.44
1:AA:93:U:H2'	1:AA:95:C:H6	1.82	0.44
1:AA:410:G:H1'	1:AA:432:A:H61	1.82	0.44
1:AA:796:C:H4'	10:AK:126:ARG:HH21	1.81	0.44
1:AA:885:G:O2'	1:AA:886:G:H5'	2.17	0.44
1:AA:1024:G:H2'	1:AA:1025:U:O4'	2.18	0.44
1:AA:1247:U:O2'	1:AA:1248:A:H5'	2.17	0.44
1:AA:1432:G:H5''	28:BP:105:LYS:HG3	1.98	0.44
1:AA:1444:U:H2'	1:AA:1445:U:C6	2.52	0.44
3:AD:116:LEU:HB3	3:AD:122:ILE:HD11	2.00	0.44
4:AE:100:GLU:HA	4:AE:121:ASN:HD22	1.83	0.44
7:AH:12:ARG:HB3	7:AH:24:VAL:HG21	2.00	0.44
9:AJ:8:ILE:HD12	9:AJ:74:VAL:HG11	1.98	0.44
16:AQ:47:ASP:OD2	16:AQ:51:GLU:HG2	2.18	0.44
18:AS:40:PHE:HB3	18:AS:41:PRO:HD2	2.00	0.44
18:AS:43:MET:HB3	18:AS:61:VAL:HG21	2.00	0.44
19:AT:34:VAL:HG12	19:AT:78:LEU:HD22	2.00	0.44
20:AB:86:CYS:C	20:AB:88:GLN:H	2.21	0.44
23:BB:485:C:O2'	23:BB:486:C:H5'	2.18	0.44
23:BB:1185:G:H5''	23:BB:1186:G:OP1	2.18	0.44
23:BB:1335:C:H2'	23:BB:1336:A:H8	1.83	0.44
23:BB:1373:A:H2'	23:BB:1374:G:O4'	2.17	0.44
23:BB:2038:G:H2'	23:BB:2039:U:C6	2.52	0.44
23:BB:2079:U:H2'	23:BB:2080:A:O4'	2.17	0.44

Continued on next page...

Continued from previous page...

Atom-1	Atom-2	Interatomic distance (Å)	Clash overlap (Å)
23:BB:2179:C:O2'	23:BB:2180:U:H5'	2.18	0.44
23:BB:2270:A:H2'	23:BB:2271:G:O4'	2.18	0.44
23:BB:2676:C:O2'	23:BB:2677:G:H5'	2.17	0.44
25:BC:145:MET:HG3	25:BC:152:GLN:CD	2.38	0.44
25:BC:209:ALA:HA	25:BC:212:TRP:CE2	2.53	0.44
26:BD:68:PHE:C	26:BD:73:VAL:HB	2.37	0.44
26:BD:97:SER:HB3	26:BD:99:GLU:HG3	1.99	0.44
39:BX:41:HIS:O	39:BX:44:LYS:HB3	2.17	0.44
41:BJ:3:THR:HB	41:BJ:44:TYR:HE1	1.82	0.44
41:BJ:44:TYR:HA	44:BQ:59:LEU:HD21	2.00	0.44
42:BN:106:ASP:C	42:BN:108:ALA:N	2.69	0.44
43:BO:37:ALA:CB	43:BO:78:VAL:HG21	2.47	0.44
46:BU:46:LYS:HE3	46:BU:47:PRO:O	2.18	0.44
47:BF:78:ILE:HA	47:BF:79:ARG:HH11	1.83	0.44
47:BF:111:ARG:HH11	47:BF:135:ILE:HG21	1.82	0.44
48:BG:28:LYS:O	48:BG:30:GLY:N	2.51	0.44
48:BG:34:ARG:H	48:BG:34:ARG:NH1	2.00	0.44
52:BW:37:VAL:HG11	52:BW:38:ARG:NH1	2.32	0.44
53:B6:2:THR:HG23	53:B6:5:GLU:OE1	2.18	0.44
5:CF:81:ASN:O	5:CF:84:VAL:HG12	2.18	0.44
8:CI:98:ARG:NH2	1:CA:1180:A:OP2	2.51	0.44
10:CK:122:PRO:HB2	21:CU:33:ARG:O	2.17	0.44
10:CK:126:ARG:HH21	1:CA:796:C:H4'	1.82	0.44
11:CL:20:VAL:HB	11:CL:94:TYR:CE1	2.50	0.44
12:CM:29:SER:HA	12:CM:32:ILE:CG2	2.46	0.44
15:CP:22:ALA:CB	15:CP:32:PHE:HA	2.48	0.44
16:CQ:30:HIS:HD2	16:CQ:37:ILE:HD11	1.82	0.44
18:CS:64:GLU:OE1	18:CS:64:GLU:N	2.51	0.44
20:CB:65:LYS:HZ3	20:CB:153:MET:C	2.21	0.44
1:CA:707:U:H2'	1:CA:708:C:C6	2.53	0.44
22:DA:28:C:H2'	22:DA:29:A:O4'	2.18	0.44
23:DB:68:G:H2'	23:DB:69:C:C6	2.53	0.44
23:DB:79:C:HO2'	23:DB:346:A:H1'	1.82	0.44
23:DB:337:C:H2'	23:DB:338:G:O4'	2.16	0.44
23:DB:497:A:H2'	23:DB:498:G:O4'	2.17	0.44
23:DB:1275:A:C2	23:DB:1276:A:H1'	2.53	0.44
23:DB:1550:C:H2'	23:DB:1551:A:C8	2.52	0.44
23:DB:1779:U:C5	23:DB:1784:A:N7	2.85	0.44
23:DB:1993:U:H4'	26:DD:133:THR:HG22	2.00	0.44
23:DB:2405:G:HO2'	23:DB:2406:A:P	2.41	0.44
24:DI:53:PRO:CG	24:DI:77:VAL:HG11	2.47	0.44

Continued on next page...

Continued from previous page...

Atom-1	Atom-2	Interatomic distance (Å)	Clash overlap (Å)
25:DC:78:GLU:OE1	25:DC:100:ARG:HD3	2.17	0.44
26:DD:108:ASP:OD2	26:DD:206:ALA:HA	2.18	0.44
27:DK:19:VAL:CB	27:DK:41:ILE:HD11	2.45	0.44
27:DK:105:ARG:HD3	27:DK:105:ARG:N	2.16	0.44
27:DK:119:ALA:O	27:DK:120:PRO:O	2.36	0.44
34:D3:24:LYS:HB2	37:DL:64:PHE:CD2	2.52	0.44
37:DL:85:VAL:O	37:DL:85:VAL:HG13	2.17	0.44
39:DX:59:GLU:CD	39:DX:60:LYS:H	2.21	0.44
41:DJ:17:VAL:HG22	41:DJ:55:ILE:HD11	1.99	0.44
41:DJ:44:TYR:HA	44:DQ:59:LEU:HD21	2.00	0.44
41:DJ:45:THR:H	41:DJ:46:PRO:CD	2.27	0.44
41:DJ:124:VAL:O	41:DJ:125:TYR:HB2	2.18	0.44
43:DO:38:GLN:HB2	43:DO:47:VAL:HG11	1.98	0.44
45:DS:59:GLU:HA	45:DS:64:ALA:HA	1.98	0.44
47:DF:3:LEU:HD12	47:DF:96:TRP:HD1	1.81	0.44
50:DT:39:THR:C	50:DT:41:ALA:N	2.71	0.44
53:D6:35:PRO:HB2	53:D6:58:VAL:O	2.17	0.44
1:AA:300:A:H2'	1:AA:301:G:O4'	2.18	0.44
1:AA:338:A:H2'	1:AA:339:C:C6	2.53	0.44
1:AA:343:U:O2'	1:AA:344:A:H2'	2.17	0.44
1:AA:373:A:O4'	1:AA:481:G:H1'	2.18	0.44
1:AA:399:G:H2'	1:AA:400:C:H6	1.83	0.44
1:AA:635:A:H2'	1:AA:636:U:H6	1.83	0.44
1:AA:856:C:O2'	1:AA:857:C:H5'	2.18	0.44
1:AA:1096:C:H2'	1:AA:1097:C:C6	2.52	0.44
1:AA:1246:A:H2'	1:AA:1247:U:C6	2.52	0.44
1:AA:1320:C:N4	18:AS:36:ARG:HB3	2.33	0.44
3:AD:84:ASN:ND2	3:AD:84:ASN:C	2.69	0.44
4:AE:55:VAL:O	4:AE:59:ILE:HG13	2.18	0.44
6:AG:63:VAL:HA	6:AG:66:GLU:CD	2.37	0.44
6:AG:144:ALA:O	6:AG:146:ALA:N	2.42	0.44
9:AJ:6:ILE:O	9:AJ:75:ASP:HA	2.18	0.44
11:AL:119:LYS:H	11:AL:119:LYS:HG2	1.54	0.44
12:AM:29:SER:HA	12:AM:32:ILE:CG2	2.46	0.44
15:AP:28:ARG:NH1	15:AP:29:ASN:HD22	2.15	0.44
20:AB:15:PHE:CD1	20:AB:16:GLY:N	2.86	0.44
22:BA:74:U:H2'	22:BA:75:G:O4'	2.18	0.44
23:BB:142:A:H1'	50:BT:2:ILE:HA	2.00	0.44
23:BB:242:G:N2	23:BB:254:G:H2'	2.32	0.44
23:BB:904:G:H2'	23:BB:905:A:H8	1.81	0.44
23:BB:1221:C:H2'	23:BB:1222:U:C6	2.52	0.44

Continued on next page...

Continued from previous page...

Atom-1	Atom-2	Interatomic distance (Å)	Clash overlap (Å)
23:BB:1326:U:H2'	23:BB:1327:A:H8	1.83	0.44
23:BB:1480:C:O2'	23:BB:1481:U:H5'	2.18	0.44
23:BB:1536:C:H1'	23:BB:1537:G:N2	2.33	0.44
23:BB:1789:A:H2'	23:BB:1790:C:C6	2.53	0.44
23:BB:1998:A:H2'	23:BB:1999:C:H6	1.82	0.44
23:BB:2262:U:H4'	23:BB:2328:A:H2	1.83	0.44
23:BB:2331:G:N2	23:BB:2336:A:C8	2.82	0.44
23:BB:2383:G:H2'	23:BB:2384:U:C6	2.53	0.44
23:BB:2718:G:H4'	28:BP:95:LYS:HB2	1.98	0.44
23:BB:2843:G:O2'	23:BB:2844:G:H5'	2.16	0.44
26:BD:105:LYS:HE3	26:BD:176:ASP:HB3	1.99	0.44
26:BD:122:VAL:HA	26:BD:127:PHE:N	2.31	0.44
26:BD:136:ASN:HD21	26:BD:139:SER:C	2.20	0.44
27:BK:13:ASN:ND2	27:BK:98:ARG:H	2.16	0.44
31:B0:47:TYR:CZ	31:B0:52:LYS:HG3	2.52	0.44
40:BH:128:HIS:C	40:BH:130:VAL:H	2.21	0.44
42:BN:63:ARG:HA	42:BN:80:PHE:CE2	2.52	0.44
45:BS:55:ILE:HD12	45:BS:107:VAL:HG11	2.00	0.44
47:BF:3:LEU:HD11	47:BF:172:PHE:CE1	2.53	0.44
47:BF:72:SER:CB	47:BF:80:GLN:H	2.29	0.44
52:BW:47:GLY:HA3	52:BW:80:SER:CB	2.48	0.44
53:B6:113:ASP:HA	53:B6:116:ARG:HE	1.81	0.44
3:CD:101:VAL:HG13	3:CD:106:PHE:HB2	2.00	0.44
3:CD:116:LEU:HB3	3:CD:122:ILE:HD11	2.00	0.44
5:CF:6:ILE:HG23	5:CF:62:MET:CB	2.42	0.44
8:CI:27:ILE:HG21	8:CI:34:LEU:HD22	1.99	0.44
8:CI:66:VAL:HG11	8:CI:78:ILE:HD11	2.00	0.44
10:CK:118:ASN:O	1:CA:716:A:N3	2.51	0.44
15:CP:71:VAL:HG13	15:CP:72:ALA:N	2.33	0.44
20:CB:75:ALA:HB2	20:CB:209:VAL:HG11	1.99	0.44
1:CA:6:G:H4'	1:CA:298:A:H4'	1.98	0.44
1:CA:412:A:C1'	1:CA:413:G:H5''	2.43	0.44
1:CA:551:U:H2'	1:CA:552:U:H6	1.81	0.44
1:CA:698:G:H2'	1:CA:699:C:H6	1.82	0.44
1:CA:766:A:H2'	1:CA:767:A:O4'	2.18	0.44
1:CA:901:A:N7	1:CA:902:G:H1'	2.33	0.44
1:CA:1096:C:H2'	1:CA:1097:C:H6	1.83	0.44
1:CA:1477:U:H2'	1:CA:1478:U:H6	1.77	0.44
23:DB:114:U:H2'	23:DB:114:U:O2	2.16	0.44
23:DB:523:C:H4'	23:DB:540:C:O2	2.18	0.44
23:DB:997:G:OP1	44:DQ:92:LYS:HB2	2.18	0.44

Continued on next page...

Continued from previous page...

Atom-1	Atom-2	Interatomic distance (Å)	Clash overlap (Å)
23:DB:1082:U:C2	23:DB:1086:A:N1	2.85	0.44
23:DB:1131:G:H4'	41:DJ:84:ILE:HG12	1.99	0.44
23:DB:1353:A:H2'	23:DB:1354:A:C8	2.52	0.44
23:DB:1356:G:H2'	23:DB:1357:C:C6	2.52	0.44
23:DB:1370:C:O4'	23:DB:1810:A:H2	2.00	0.44
23:DB:1739:A:H2'	23:DB:1740:G:C8	2.53	0.44
23:DB:1742:U:O2'	23:DB:1743:G:H5'	2.18	0.44
23:DB:2061:G:H5''	23:DB:2503:A:N1	2.32	0.44
26:DD:185:ASN:O	26:DD:186:LEU:HD12	2.18	0.44
27:DK:72:PRO:O	27:DK:74:GLY:N	2.51	0.44
28:DP:63:ILE:HG12	28:DP:68:GLY:CA	2.46	0.44
31:D0:55:ALA:C	31:D0:56:LYS:HG3	2.38	0.44
32:D4:3:VAL:HG23	32:D4:4:ARG:N	2.33	0.44
33:D1:36:LYS:HA	33:D1:46:VAL:O	2.16	0.44
35:DV:26:PHE:CE2	35:DV:44:HIS:HA	2.53	0.44
35:DV:61:LEU:CD1	35:DV:74:ALA:HB2	2.47	0.44
38:DM:2:LEU:HD11	38:DM:68:PHE:HE1	1.82	0.44
38:DM:131:VAL:HG12	38:DM:132:THR:N	2.33	0.44
40:DH:77:THR:CG2	40:DH:143:ILE:HB	2.30	0.44
40:DH:79:THR:CG2	40:DH:145:ASN:HB3	2.48	0.44
42:DN:38:LEU:O	42:DN:42:LYS:HG3	2.17	0.44
42:DN:61:ALA:C	42:DN:63:ARG:N	2.71	0.44
46:DU:48:VAL:O	46:DU:48:VAL:HG22	2.17	0.44
47:DF:37:MET:SD	47:DF:56:LEU:HD23	2.58	0.44
48:DG:28:LYS:O	48:DG:30:GLY:N	2.51	0.44
48:DG:154:GLU:O	48:DG:156:TYR:N	2.41	0.44
53:D6:15:GLN:HB3	53:D6:16:LYS:NZ	2.32	0.44
1:AA:14:U:O2	1:AA:17:U:H5	2.00	0.44
1:AA:153:C:O2'	1:AA:154:U:H5'	2.16	0.44
1:AA:197:A:H4'	1:AA:198:G:O5'	2.18	0.44
1:AA:236:A:H2'	1:AA:237:G:H8	1.82	0.44
1:AA:1097:C:H2'	1:AA:1098:C:H6	1.82	0.44
1:AA:1206:G:H2'	1:AA:1207:G:O4'	2.17	0.44
1:AA:1296:C:H4'	1:AA:1302:C:N4	2.33	0.44
1:AA:1299:A:C8	1:AA:1301:U:H1'	2.52	0.44
1:AA:1300:G:H1'	1:AA:1301:U:H5	1.82	0.44
1:AA:1313:U:H2'	1:AA:1314:C:C6	2.53	0.44
1:AA:1436:U:H2'	1:AA:1437:A:C8	2.53	0.44
2:AC:76:ILE:O	2:AC:83:VAL:HG12	2.17	0.44
2:AC:147:GLY:HA3	2:AC:171:ARG:O	2.18	0.44
3:AD:55:ARG:HH11	3:AD:55:ARG:HG3	1.82	0.44

Continued on next page...

Continued from previous page...

Atom-1	Atom-2	Interatomic distance (Å)	Clash overlap (Å)
9:AJ:82:LYS:HA	9:AJ:85:ASP:OD2	2.17	0.44
12:AM:12:LYS:O	12:AM:43:LYS:HA	2.17	0.44
12:AM:15:VAL:CG2	12:AM:40:GLU:HB3	2.47	0.44
15:AP:44:SER:OG	15:AP:46:LYS:HG2	2.17	0.44
18:AS:27:LYS:NZ	18:AS:27:LYS:HB3	2.32	0.44
18:AS:64:GLU:OE1	18:AS:64:GLU:N	2.50	0.44
19:AT:80:ALA:HA	19:AT:83:ASN:HD22	1.82	0.44
20:AB:17:HIS:HD2	20:AB:203:ASP:OD1	2.01	0.44
23:BB:494:G:OP1	45:BS:8:ARG:HD3	2.17	0.44
23:BB:1064:C:O2'	23:BB:1065:U:H5'	2.18	0.44
23:BB:1072:C:N3	23:BB:1092:C:N4	2.64	0.44
23:BB:1296:G:O2'	23:BB:1297:C:H5'	2.18	0.44
23:BB:1356:G:H2'	23:BB:1357:C:C6	2.53	0.44
23:BB:1465:G:H2'	23:BB:1466:U:C6	2.52	0.44
23:BB:2322:A:N6	23:BB:2333:A:N6	2.65	0.44
24:BI:14:ALA:HA	24:BI:45:THR:HG21	1.98	0.44
25:BC:249:VAL:O	25:BC:250:GLN:C	2.56	0.44
26:BD:106:LYS:HB3	26:BD:206:ALA:CB	2.48	0.44
26:BD:181:ASP:OD2	26:BD:184:ARG:HD2	2.17	0.44
32:B4:36:ARG:O	32:B4:37:GLN:C	2.55	0.44
34:B3:12:ARG:NE	37:BL:58:TYR:O	2.51	0.44
38:BM:97:GLN:N	38:BM:97:GLN:OE1	2.51	0.44
39:BX:59:GLU:CD	39:BX:60:LYS:H	2.21	0.44
42:BN:96:ARG:HG2	42:BN:98:LEU:CD2	2.47	0.44
47:BF:3:LEU:HD12	47:BF:96:TRP:HD1	1.81	0.44
47:BF:7:TYR:O	47:BF:12:VAL:HG23	2.18	0.44
47:BF:33:ILE:HG21	47:BF:98:PHE:HE2	1.83	0.44
49:BR:18:GLN:O	49:BR:98:ILE:HD13	2.18	0.44
2:CC:148:ILE:HG12	2:CC:149:LYS:N	2.33	0.44
3:CD:2:ARG:HB3	3:CD:114:ARG:NH2	2.33	0.44
3:CD:13:ARG:HH21	1:CA:543:U:P	2.41	0.44
3:CD:55:ARG:HG3	3:CD:55:ARG:NH1	2.33	0.44
3:CD:66:VAL:HG12	3:CD:67:LEU:N	2.33	0.44
12:CM:91:ARG:HG3	12:CM:92:ARG:N	2.32	0.44
13:CN:15:LEU:HD23	13:CN:18:LYS:HD2	1.98	0.44
14:CO:24:SER:HB3	14:CO:27:VAL:HG23	1.99	0.44
14:CO:25:THR:HB	14:CO:70:LEU:HD23	1.99	0.44
15:CP:28:ARG:NH1	15:CP:29:ASN:HB2	2.33	0.44
16:CQ:65:PRO:HG2	1:CA:264:C:HO2'	1.81	0.44
20:CB:21:TYR:O	20:CB:22:TRP:O	2.36	0.44
1:CA:236:A:H2'	1:CA:237:G:H8	1.82	0.44

Continued on next page...

Continued from previous page...

Atom-1	Atom-2	Interatomic distance (Å)	Clash overlap (Å)
1:CA:237:G:O2'	1:CA:238:A:H5'	2.17	0.44
1:CA:434:U:H3'	1:CA:435:A:H8	1.83	0.44
1:CA:1246:A:H2'	1:CA:1247:U:C6	2.52	0.44
1:CA:1256:A:O4'	1:CA:1278:G:N2	2.51	0.44
1:CA:1294:G:H2'	1:CA:1295:U:C6	2.52	0.44
1:CA:1476:A:H2'	1:CA:1477:U:O4'	2.16	0.44
1:CA:1484:C:O2'	23:DB:1961:C:H5'	2.17	0.44
1:CA:1514:G:H2'	1:CA:1515:G:H8	1.83	0.44
23:DB:185:G:H4'	23:DB:218:A:H4'	1.98	0.44
23:DB:364:C:O2'	23:DB:365:U:H5'	2.17	0.44
23:DB:547:A:C8	23:DB:548:G:N3	2.86	0.44
23:DB:600:G:H1'	29:DE:100:MET:HG2	2.00	0.44
23:DB:869:G:H2'	23:DB:870:U:H6	1.83	0.44
23:DB:1098:A:C3'	24:DI:3:LYS:C	2.86	0.44
23:DB:1281:G:H2'	23:DB:1282:U:C6	2.52	0.44
23:DB:2015:A:C2	31:D0:2:VAL:HG22	2.52	0.44
23:DB:2234:G:O2'	23:DB:2235:G:H5'	2.18	0.44
23:DB:2772:C:H5'	26:DD:173:GLN:NE2	2.32	0.44
23:DB:2838:G:H2'	23:DB:2839:G:C8	2.53	0.44
25:DC:131:MET:HA	25:DC:134:ILE:CG1	2.48	0.44
25:DC:140:VAL:O	25:DC:141:HIS:HB2	2.17	0.44
25:DC:153:LEU:HD13	25:DC:175:LEU:HD21	1.99	0.44
30:DY:29:ARG:H	30:DY:33:HIS:CD2	2.36	0.44
33:D1:9:LYS:HD3	33:D1:9:LYS:H	1.83	0.44
37:DL:21:ARG:HD3	37:DL:21:ARG:HA	1.70	0.44
43:DO:4:LYS:O	43:DO:8:ILE:HG13	2.18	0.44
44:DQ:63:ARG:HH12	44:DQ:96:ASP:CB	2.31	0.44
46:DU:64:ILE:HD11	46:DU:68:ASN:ND2	2.31	0.44
47:DF:134:GLN:C	47:DF:136:ILE:H	2.21	0.44
48:DG:88:LEU:HD13	48:DG:93:TYR:HB3	2.00	0.44
52:DW:37:VAL:HG13	52:DW:55:ASP:C	2.38	0.44
53:D6:49:HIS:CD2	53:D6:49:HIS:N	2.86	0.44
53:D6:63:PRO:HB2	53:D6:64:ARG:NH2	2.33	0.44
1:AA:175:C:H2'	1:AA:176:C:C6	2.53	0.44
1:AA:575:G:O2'	1:AA:821:G:H5'	2.17	0.44
1:AA:847:G:H2'	1:AA:848:C:H6	1.82	0.44
1:AA:1077:G:N2	1:AA:1080:A:OP2	2.49	0.44
1:AA:1516:G:H2'	1:AA:1518:A:OP2	2.17	0.44
3:AD:2:ARG:HD2	3:AD:114:ARG:NE	2.33	0.44
4:AE:80:LEU:HG	4:AE:122:VAL:CG1	2.48	0.44
7:AH:36:ALA:HA	7:AH:39:LEU:HD12	2.00	0.44

Continued on next page...

Continued from previous page...

Atom-1	Atom-2	Interatomic distance (Å)	Clash overlap (Å)
16:AQ:46:HIS:NE2	16:AQ:48:GLU:HG2	2.23	0.44
18:AS:30:LEU:HB2	18:AS:48:ILE:HA	2.00	0.44
20:AB:46:VAL:CG1	20:AB:47:PRO:HD3	2.35	0.44
22:BA:14:U:H5'	22:BA:71:C:O4'	2.18	0.44
23:BB:588:U:H1'	29:BE:85:PHE:CG	2.53	0.44
23:BB:783:A:H2'	23:BB:784:G:O5'	2.17	0.44
23:BB:1100:C:H2'	23:BB:1101:U:C6	2.52	0.44
23:BB:2247:A:O2'	23:BB:2248:C:H5'	2.16	0.44
23:BB:2617:U:O2'	23:BB:2618:G:H5'	2.18	0.44
23:BB:2667:C:H2'	23:BB:2668:G:O4'	2.16	0.44
23:BB:2832:U:H5''	23:BB:2834:G:H5'	2.00	0.44
24:BI:11:GLN:NE2	24:BI:74:PRO:HG2	2.32	0.44
24:BI:63:ASP:O	24:BI:65:SER:N	2.50	0.44
25:BC:169:ALA:O	25:BC:185:ALA:HB3	2.18	0.44
29:BE:191:ASP:O	29:BE:195:GLN:HG3	2.18	0.44
30:BY:4:ILE:CD1	30:BY:58:GLU:HG3	2.48	0.44
31:B0:12:ARG:HD2	31:B0:16:ARG:NH2	2.32	0.44
31:B0:39:ARG:O	31:B0:40:HIS:HB2	2.18	0.44
37:BL:124:GLY:CA	37:BL:143:GLU:HG3	2.47	0.44
39:BX:17:GLU:O	39:BX:20:ASN:HB2	2.17	0.44
46:BU:64:ILE:CG1	46:BU:65:GLN:N	2.80	0.44
47:BF:97:GLU:O	47:BF:100:GLU:HB3	2.17	0.44
48:BG:24:THR:HB	48:BG:32:LEU:HD21	1.99	0.44
48:BG:32:LEU:O	48:BG:33:THR:HG23	2.18	0.44
52:BW:28:GLU:H	52:BW:31:LEU:HG	1.83	0.44
3:CD:16:THR:HG22	3:CD:17:ASP:N	2.32	0.44
3:CD:149:LYS:HB2	3:CD:177:MET:HG3	1.98	0.44
5:CF:46:GLN:NE2	5:CF:56:LYS:HE3	2.33	0.44
5:CF:47:LEU:HD21	5:CF:57:ALA:CB	2.48	0.44
5:CF:70:VAL:HG23	5:CF:71:ILE:N	2.32	0.44
8:CI:42:THR:O	8:CI:45:MET:HG2	2.18	0.44
10:CK:33:ILE:HG13	10:CK:73:VAL:HG21	1.99	0.44
14:CO:81:LEU:O	14:CO:85:LEU:HD13	2.18	0.44
20:CB:18:GLN:O	20:CB:37:VAL:HG23	2.17	0.44
20:CB:44:LYS:O	20:CB:48:MET:HG3	2.17	0.44
1:CA:199:A:H2'	1:CA:200:G:H8	1.82	0.44
1:CA:279:A:H5'	1:CA:281:G:H5'	2.00	0.44
1:CA:862:C:O2'	1:CA:863:U:H5'	2.18	0.44
1:CA:1025:U:H4'	1:CA:1026:G:O5'	2.18	0.44
1:CA:1225:A:H2'	1:CA:1225:A:N3	2.32	0.44
1:CA:1238:A:C2	1:CA:1241:G:N3	2.83	0.44

Continued on next page...

Continued from previous page...

Atom-1	Atom-2	Interatomic distance (Å)	Clash overlap (Å)
1:CA:1350:A:H2'	1:CA:1351:U:C6	2.53	0.44
1:CA:1397:C:HO2'	1:CA:1398:A:P	2.41	0.44
23:DB:182:A:O2'	23:DB:183:C:H5'	2.18	0.44
23:DB:729:G:C5	25:DC:206:LYS:HB2	2.53	0.44
23:DB:1140:C:P	41:DJ:68:LYS:HZ3	2.40	0.44
23:DB:1159:U:O2'	23:DB:1160:G:H5'	2.18	0.44
23:DB:1454:C:O2	23:DB:1454:C:O4'	2.36	0.44
23:DB:1789:A:H2'	23:DB:1790:C:H6	1.82	0.44
23:DB:1870:C:H2'	23:DB:1871:A:C2	2.52	0.44
23:DB:1891:G:H2'	23:DB:1892:C:C6	2.53	0.44
23:DB:2241:A:H2'	23:DB:2242:G:C8	2.53	0.44
24:DI:2:LYS:HD2	24:DI:2:LYS:N	2.33	0.44
26:DD:11:MET:CE	26:DD:192:ALA:H	2.31	0.44
26:DD:46:ARG:HH11	26:DD:46:ARG:HB3	1.83	0.44
26:DD:170:VAL:O	26:DD:170:VAL:HG23	2.16	0.44
27:DK:42:THR:O	27:DK:43:ILE:C	2.57	0.44
27:DK:99:ILE:HG12	27:DK:115:ILE:HG13	2.00	0.44
29:DE:61:ARG:HG3	29:DE:61:ARG:NH2	2.33	0.44
29:DE:146:VAL:HB	29:DE:148:ILE:HD11	2.00	0.44
32:D4:27:CYS:HB3	32:D4:33:HIS:HB2	1.99	0.44
34:D3:6:VAL:CB	34:D3:60:CYS:HB3	2.47	0.44
35:DV:44:HIS:HE1	35:DV:86:LEU:H	1.63	0.44
35:DV:72:VAL:CG1	35:DV:93:ARG:HA	2.48	0.44
38:DM:32:GLY:CA	38:DM:104:GLU:HA	2.48	0.44
38:DM:66:ARG:HB2	38:DM:101:VAL:HG13	2.00	0.44
40:DH:72:ILE:O	40:DH:142:VAL:HG21	2.18	0.44
46:DU:85:ARG:CZ	46:DU:86:PHE:H	2.30	0.44
47:DF:1:ALA:HB1	47:DF:4:HIS:HB3	1.99	0.44
51:DZ:33:LEU:H	51:DZ:52:SER:CB	2.30	0.44
51:DZ:39:TRP:HB2	51:DZ:46:PHE:CE2	2.52	0.44
1:AA:1070:U:H2'	1:AA:1071:C:H6	1.80	0.44
1:AA:1238:A:C8	1:AA:1303:C:H1'	2.53	0.44
5:AF:70:VAL:HA	5:AF:73:GLU:HG3	2.00	0.44
6:AG:71:THR:HG22	6:AG:141:HIS:NE2	2.33	0.44
6:AG:90:VAL:HG23	6:AG:90:VAL:O	2.18	0.44
7:AH:24:VAL:O	7:AH:24:VAL:HG13	2.18	0.44
10:AK:13:LYS:HD2	10:AK:76:TYR:HE2	1.83	0.44
20:AB:17:HIS:NE2	20:AB:204:ASP:HB2	2.33	0.44
20:AB:127:LYS:HG2	20:AB:128:LEU:CD2	2.46	0.44
22:BA:60:C:H2'	22:BA:61:G:H8	1.82	0.44
23:BB:460:A:H2'	23:BB:461:C:O4'	2.17	0.44

Continued on next page...

Continued from previous page...

Atom-1	Atom-2	Interatomic distance (Å)	Clash overlap (Å)
23:BB:853:C:H2'	23:BB:854:C:C6	2.52	0.44
23:BB:1064:C:H2'	23:BB:1065:U:O4'	2.18	0.44
23:BB:1577:C:H2'	23:BB:1578:U:O4'	2.18	0.44
23:BB:1692:U:H2'	23:BB:1694:C:C5	2.53	0.44
23:BB:1755:A:H2'	23:BB:1756:G:H5'	2.00	0.44
23:BB:1805:A:H5''	25:BC:247:TRP:CE2	2.52	0.44
23:BB:2073:C:C5'	25:BC:227:VAL:HG12	2.48	0.44
23:BB:2241:A:H2'	23:BB:2242:G:C8	2.53	0.44
23:BB:2900:A:H2'	23:BB:2901:C:C6	2.53	0.44
24:BI:4:VAL:O	24:BI:4:VAL:HG13	2.17	0.44
24:BI:38:CYS:O	24:BI:42:ASN:ND2	2.51	0.44
26:BD:24:VAL:HG23	26:BD:189:VAL:O	2.18	0.44
27:BK:60:ALA:HA	27:BK:87:LEU:HG	1.99	0.44
28:BP:47:ILE:HG13	28:BP:48:ALA:H	1.82	0.44
29:BE:147:LEU:HD21	29:BE:179:SER:HB3	2.00	0.44
29:BE:182:ALA:O	29:BE:183:PHE:HB2	2.17	0.44
40:BH:49:ALA:O	40:BH:53:GLU:N	2.51	0.44
40:BH:57:LYS:HZ1	40:BH:58:LEU:HD13	1.82	0.44
41:BJ:17:VAL:HG22	41:BJ:55:ILE:HD11	2.00	0.44
42:BN:100:CYS:O	42:BN:101:GLY:O	2.36	0.44
42:BN:102:PHE:N	42:BN:102:PHE:CD1	2.86	0.44
52:BW:50:VAL:O	52:BW:52:CYS:N	2.51	0.44
53:B6:19:GLU:HA	53:B6:22:GLU:OE2	2.18	0.44
4:CE:55:VAL:N	4:CE:56:PRO:CD	2.80	0.44
6:CG:125:ASP:HB3	6:CG:131:GLY:H	1.82	0.44
8:CI:6:TYR:CG	8:CI:7:GLY:N	2.85	0.44
8:CI:14:SER:HG	8:CI:69:GLY:HA3	1.83	0.44
8:CI:26:LYS:H	8:CI:61:ASP:HB3	1.83	0.44
11:CL:36:VAL:HG23	11:CL:36:VAL:O	2.18	0.44
11:CL:65:TYR:HB3	11:CL:95:HIS:CD2	2.53	0.44
12:CM:79:LEU:HB2	12:CM:84:CYS:SG	2.58	0.44
18:CS:38:THR:HA	18:CS:68:HIS:O	2.18	0.44
20:CB:75:ALA:O	20:CB:79:VAL:HG23	2.18	0.44
1:CA:842:U:H2'	1:CA:843:U:H4'	1.98	0.44
1:CA:1036:A:H2'	1:CA:1037:C:O4'	2.17	0.44
1:CA:1121:U:H2'	1:CA:1122:U:C6	2.52	0.44
1:CA:1182:G:H4'	1:CA:1183:U:H5'	2.00	0.44
23:DB:29:U:H2'	23:DB:30:G:C8	2.52	0.44
23:DB:40:U:H2'	23:DB:41:C:H6	1.82	0.44
23:DB:305:C:H2'	23:DB:306:U:C6	2.53	0.44
23:DB:674:G:O3'	29:DE:60:TRP:CZ2	2.71	0.44

Continued on next page...

Continued from previous page...

Atom-1	Atom-2	Interatomic distance (Å)	Clash overlap (Å)
23:DB:720:U:H2'	23:DB:721:A:H8	1.81	0.44
23:DB:1053:C:O2'	23:DB:1054:A:H5'	2.18	0.44
23:DB:1470:A:H2'	23:DB:1471:G:O4'	2.18	0.44
23:DB:1842:G:H2'	23:DB:1843:C:H6	1.81	0.44
23:DB:2074:U:H2'	23:DB:2075:U:C6	2.53	0.44
23:DB:2300:C:H2'	23:DB:2301:C:C6	2.53	0.44
23:DB:2813:A:O2'	23:DB:2814:A:H5'	2.17	0.44
23:DB:2874:C:H5''	42:DN:4:ARG:HH21	1.83	0.44
24:DI:57:VAL:HG23	24:DI:71:LYS:HZ1	1.82	0.44
24:DI:91:LYS:N	24:DI:91:LYS:HD2	2.32	0.44
28:DP:4:ILE:O	28:DP:5:LYS:HB3	2.18	0.44
28:DP:4:ILE:O	28:DP:6:GLN:N	2.50	0.44
33:D1:8:ILE:HG22	33:D1:9:LYS:N	2.32	0.44
34:D3:35:LYS:HG2	34:D3:39:ARG:HH21	1.82	0.44
37:DL:40:SER:O	37:DL:41:ARG:HB2	2.18	0.44
41:DJ:40:HIS:ND1	41:DJ:41:LYS:N	2.66	0.44
45:DS:63:GLY:O	45:DS:64:ALA:HB2	2.17	0.44
46:DU:66:VAL:O	46:DU:69:VAL:HG22	2.18	0.44
48:DG:51:PHE:CE2	48:DG:68:ARG:HG2	2.53	0.44
50:DT:50:LEU:H	50:DT:50:LEU:CD2	2.24	0.44
1:AA:434:U:H3'	1:AA:435:A:H8	1.83	0.43
1:AA:532:A:C8	2:AC:192:TYR:CD2	3.06	0.43
1:AA:1031:C:H4'	1:AA:1032:G:C5'	2.46	0.43
1:AA:1270:G:H2'	1:AA:1271:A:H8	1.83	0.43
2:AC:39:ARG:CZ	2:AC:56:ILE:HD12	2.48	0.43
2:AC:155:ARG:HD2	2:AC:155:ARG:HA	1.65	0.43
3:AD:151:GLN:HE22	3:AD:153:ARG:NH1	2.15	0.43
4:AE:33:THR:HB	4:AE:49:TYR:CE1	2.52	0.43
7:AH:63:LYS:HD2	7:AH:70:VAL:HG21	1.99	0.43
8:AI:87:MET:HG2	8:AI:91:GLU:HG2	1.99	0.43
12:AM:15:VAL:HG13	12:AM:33:LEU:HD12	1.99	0.43
13:AN:72:PHE:CG	13:AN:73:LEU:N	2.86	0.43
18:AS:4:LEU:HD13	18:AS:4:LEU:O	2.18	0.43
18:AS:49:ALA:O	18:AS:56:HIS:HB3	2.18	0.43
20:AB:40:ILE:HD13	20:AB:201:GLY:CA	2.48	0.43
23:BB:298:G:H1'	23:BB:340:A:H61	1.83	0.43
23:BB:509:C:H5''	23:BB:510:C:OP2	2.18	0.43
23:BB:1180:U:H2'	23:BB:1181:U:O4'	2.17	0.43
23:BB:1187:G:H5''	49:BR:83:TYR:CE2	2.53	0.43
23:BB:1309:G:H4'	36:B2:7:PRO:CB	2.35	0.43
23:BB:1716:U:H2'	23:BB:1717:A:C8	2.52	0.43

Continued on next page...

Continued from previous page...

Atom-1	Atom-2	Interatomic distance (Å)	Clash overlap (Å)
23:BB:1891:G:H2'	23:BB:1892:C:C6	2.52	0.43
23:BB:1930:G:HO2'	23:BB:1968:G:H1	1.51	0.43
23:BB:1966:A:N3	23:BB:2592:G:O2'	2.41	0.43
23:BB:2024:G:O2'	23:BB:2025:C:H5'	2.18	0.43
23:BB:2074:U:H2'	23:BB:2075:U:C6	2.53	0.43
23:BB:2183:A:C6	23:BB:2184:A:N6	2.86	0.43
23:BB:2198:A:H4'	23:BB:2199:A:OP1	2.18	0.43
23:BB:2412:A:H2'	23:BB:2413:G:O4'	2.18	0.43
23:BB:2532:G:N2	23:BB:2663:G:O2'	2.51	0.43
23:BB:2747:G:O6	23:BB:2754:U:H2'	2.18	0.43
23:BB:2803:G:H2'	23:BB:2804:U:H6	1.81	0.43
27:BK:119:ALA:O	27:BK:120:PRO:O	2.35	0.43
30:BY:6:ILE:O	30:BY:34:THR:HG23	2.17	0.43
33:B1:9:LYS:HD3	33:B1:9:LYS:H	1.82	0.43
37:BL:85:VAL:HG22	37:BL:94:THR:HG21	2.00	0.43
38:BM:26:VAL:HG21	38:BM:133:LYS:HA	2.00	0.43
39:BX:40:SER:C	39:BX:42:LEU:N	2.72	0.43
41:BJ:12:LYS:O	41:BJ:13:ARG:HB2	2.18	0.43
47:BF:9:ASP:O	47:BF:13:LYS:HG2	2.18	0.43
47:BF:33:ILE:HG22	47:BF:90:LEU:HD23	1.99	0.43
49:BR:11:GLN:NE2	49:BR:39:LEU:HD11	2.32	0.43
49:BR:20:VAL:HG12	49:BR:22:LEU:HD23	2.00	0.43
2:CC:65:VAL:HG21	2:CC:90:VAL:HG11	2.00	0.43
2:CC:106:ARG:O	2:CC:107:LYS:HE3	2.18	0.43
3:CD:71:PHE:O	3:CD:74:TYR:HB2	2.18	0.43
4:CE:100:GLU:HA	4:CE:121:ASN:HD22	1.83	0.43
4:CE:104:ILE:HD11	4:CE:114:LEU:HB2	1.99	0.43
5:CF:62:MET:HG3	5:CF:64:VAL:CG2	2.48	0.43
7:CH:45:ILE:C	7:CH:63:LYS:HE3	2.38	0.43
9:CJ:6:ILE:O	9:CJ:75:ASP:HA	2.18	0.43
10:CK:91:GLY:O	10:CK:95:THR:HG22	2.18	0.43
12:CM:44:ILE:HA	12:CM:47:LEU:HB2	1.99	0.43
13:CN:63:CYS:C	13:CN:65:GLN:N	2.72	0.43
16:CQ:65:PRO:O	1:CA:265:G:H5'	2.18	0.43
19:CT:53:MET:O	19:CT:57:VAL:HG22	2.17	0.43
20:CB:85:SER:H	20:CB:88:GLN:HE22	1.66	0.43
20:CB:138:ARG:NH2	1:CA:1170:A:OP1	2.51	0.43
1:CA:300:A:H1'	1:CA:565:U:O2	2.18	0.43
1:CA:301:G:H2'	1:CA:302:G:H8	1.83	0.43
1:CA:737:C:H2'	1:CA:738:C:C6	2.53	0.43
1:CA:740:U:O2'	1:CA:741:G:H5'	2.18	0.43

Continued on next page...

Continued from previous page...

Atom-1	Atom-2	Interatomic distance (Å)	Clash overlap (Å)
1:CA:1085:U:H3'	1:CA:1086:U:C6	2.53	0.43
1:CA:1275:A:H2'	1:CA:1276:G:O4'	2.18	0.43
1:CA:1295:U:H2'	1:CA:1296:C:C6	2.52	0.43
1:CA:1329:A:O2'	1:CA:1330:U:H5'	2.18	0.43
1:CA:1516:G:H2'	1:CA:1518:A:OP2	2.18	0.43
21:CU:42:THR:C	21:CU:46:ARG:HG3	2.38	0.43
22:DA:48:U:H2'	22:DA:49:C:H6	1.80	0.43
22:DA:81:G:H2'	22:DA:82:U:C6	2.53	0.43
23:DB:74:A:H4'	23:DB:75:G:O5'	2.18	0.43
23:DB:302:C:H2'	23:DB:303:G:H8	1.83	0.43
23:DB:438:G:H2'	23:DB:439:A:H8	1.83	0.43
23:DB:553:G:O2'	23:DB:554:U:H5'	2.18	0.43
23:DB:572:A:C2	23:DB:2033:A:C2	3.06	0.43
23:DB:948:C:H2'	23:DB:949:G:C8	2.53	0.43
23:DB:1439:A:N1	23:DB:1552:A:N7	2.66	0.43
23:DB:1692:U:H2'	23:DB:1694:C:C5	2.53	0.43
23:DB:1844:C:OP1	25:DC:254:LYS:HA	2.18	0.43
23:DB:2322:A:N6	23:DB:2333:A:N6	2.66	0.43
23:DB:2617:U:C2'	23:DB:2618:G:H5'	2.48	0.43
24:DI:21:PRO:HB2	24:DI:22:PRO:CD	2.42	0.43
25:DC:128:THR:HG22	25:DC:188:ARG:HB3	1.99	0.43
26:DD:9:VAL:CA	26:DD:197:THR:HG23	2.34	0.43
29:DE:21:ARG:HH11	29:DE:106:LYS:HD3	1.81	0.43
29:DE:67:ARG:HH11	29:DE:67:ARG:CG	2.30	0.43
30:DY:15:ARG:HD2	30:DY:15:ARG:N	2.32	0.43
35:DV:23:ALA:O	35:DV:24:ASN:HB2	2.17	0.43
37:DL:112:LEU:O	37:DL:112:LEU:HD23	2.18	0.43
38:DM:20:LEU:N	38:DM:20:LEU:HD22	2.33	0.43
42:DN:76:VAL:HA	42:DN:79:LEU:HD12	1.99	0.43
42:DN:102:PHE:N	42:DN:102:PHE:CD1	2.86	0.43
43:DO:5:SER:HA	43:DO:8:ILE:HD12	2.00	0.43
47:DF:11:VAL:HG12	47:DF:15:LEU:HD11	2.00	0.43
49:DR:96:VAL:HG23	49:DR:98:ILE:CD1	2.48	0.43
53:D6:35:PRO:HB3	53:D6:59:THR:O	2.17	0.43
1:AA:63:C:H5'	1:AA:383:A:H61	1.83	0.43
1:AA:279:A:H4'	1:AA:280:C:OP2	2.18	0.43
1:AA:545:C:O2'	1:AA:546:A:H5'	2.18	0.43
1:AA:803:G:H2'	1:AA:804:U:C6	2.53	0.43
1:AA:893:C:H2'	1:AA:894:G:C8	2.54	0.43
1:AA:1526:G:P	21:AU:38:GLU:HB3	2.58	0.43
4:AE:55:VAL:N	4:AE:56:PRO:CD	2.80	0.43

Continued on next page...

Continued from previous page...

Atom-1	Atom-2	Interatomic distance (Å)	Clash overlap (Å)
5:AF:70:VAL:HG23	5:AF:71:ILE:N	2.33	0.43
8:AI:83:THR:OG1	8:AI:97:LEU:HD22	2.18	0.43
9:AJ:49:PHE:O	9:AJ:64:GLN:HA	2.18	0.43
12:AM:9:PRO:O	12:AM:44:ILE:HD13	2.19	0.43
20:AB:86:CYS:N	20:AB:88:GLN:NE2	2.66	0.43
22:BA:74:U:C4	22:BA:75:G:C5	3.07	0.43
23:BB:76:C:O2'	23:BB:77:G:H5'	2.18	0.43
23:BB:93:G:O2'	23:BB:94:A:H5'	2.18	0.43
23:BB:211:C:O2'	23:BB:212:G:H5'	2.18	0.43
23:BB:246:C:H2'	23:BB:247:G:C5'	2.46	0.43
23:BB:534:U:H5'	44:BQ:41:ALA:CB	2.48	0.43
23:BB:827:U:H5'	23:BB:828:U:O5'	2.17	0.43
23:BB:901:C:H2'	23:BB:902:C:C6	2.54	0.43
23:BB:987:C:H2'	23:BB:988:A:O4'	2.18	0.43
23:BB:1040:A:H2'	23:BB:1041:G:H8	1.82	0.43
23:BB:1205:A:N1	29:BE:165:HIS:HB2	2.33	0.43
23:BB:1342:A:HO2'	23:BB:1344:U:P	2.41	0.43
23:BB:1356:G:H2'	23:BB:1357:C:H6	1.82	0.43
23:BB:1360:G:H2'	23:BB:1361:G:C5'	2.48	0.43
23:BB:1408:G:H2'	23:BB:1409:U:H6	1.82	0.43
23:BB:1506:U:H2'	23:BB:1507:C:C6	2.54	0.43
23:BB:1733:G:H2'	23:BB:1734:G:H8	1.80	0.43
23:BB:1746:A:O2'	23:BB:1747:U:H5'	2.18	0.43
23:BB:2419:U:OP2	34:B3:32:LEU:HD13	2.18	0.43
23:BB:2748:A:H5''	48:BG:3:VAL:HG11	1.98	0.43
23:BB:2882:A:OP1	42:BN:96:ARG:CD	2.66	0.43
24:BI:48:ILE:HG22	24:BI:49:GLU:HG2	1.99	0.43
24:BI:63:ASP:C	24:BI:65:SER:N	2.71	0.43
24:BI:103:ALA:O	24:BI:107:GLU:HG3	2.18	0.43
26:BD:21:SER:CB	27:BK:73:ASP:HA	2.48	0.43
28:BP:77:SER:O	28:BP:80:VAL:HG12	2.18	0.43
29:BE:4:VAL:C	29:BE:6:LYS:H	2.22	0.43
32:B4:7:VAL:HB	32:B4:36:ARG:O	2.17	0.43
34:B3:44:ARG:N	34:B3:45:PRO:CD	2.79	0.43
40:BH:90:LEU:HD13	40:BH:123:ARG:CB	2.48	0.43
41:BJ:38:GLY:HA3	41:BJ:50:THR:O	2.18	0.43
41:BJ:74:TYR:HE2	41:BJ:103:ILE:HD11	1.82	0.43
44:BQ:73:ILE:CG2	44:BQ:78:PHE:HB2	2.48	0.43
46:BU:94:PHE:HB2	46:BU:101:THR:H	1.83	0.43
47:BF:127:TYR:HB2	47:BF:155:ILE:CD1	2.46	0.43
47:BF:134:GLN:C	47:BF:136:ILE:H	2.21	0.43

Continued on next page...

Continued from previous page...

Atom-1	Atom-2	Interatomic distance (Å)	Clash overlap (Å)
50:BT:18:GLU:C	50:BT:20:ALA:H	2.20	0.43
2:CC:71:ARG:O	2:CC:75:VAL:HG23	2.18	0.43
3:CD:148:ALA:O	3:CD:151:GLN:HB2	2.17	0.43
4:CE:20:VAL:HG11	1:CA:1080:A:H5''	1.99	0.43
5:CF:6:ILE:HD12	5:CF:7:VAL:N	2.32	0.43
5:CF:63:ASN:ND2	5:CF:96:VAL:HB	2.33	0.43
7:CH:76:ARG:HD2	7:CH:77:VAL:H	1.82	0.43
7:CH:117:GLN:C	7:CH:119:GLY:H	2.21	0.43
8:CI:5:TYR:HD2	8:CI:88:GLU:HB2	1.83	0.43
11:CL:41:PRO:HB3	11:CL:49:ARG:NH1	2.34	0.43
11:CL:106:VAL:HA	11:CL:107:LYS:HZ3	1.82	0.43
12:CM:21:ILE:HB	12:CM:24:VAL:CG2	2.39	0.43
12:CM:113:LYS:HD3	1:CA:1228:C:OP1	2.18	0.43
13:CN:60:ARG:O	13:CN:62:ARG:N	2.51	0.43
18:CS:39:ILE:HG13	18:CS:39:ILE:H	1.65	0.43
20:CB:63:LYS:HE3	20:CB:224:ARG:HH22	1.83	0.43
20:CB:98:GLY:C	20:CB:100:LEU:H	2.22	0.43
20:CB:119:GLN:HE22	20:CB:124:THR:HG23	1.82	0.43
20:CB:186:VAL:CG2	20:CB:198:VAL:HG13	2.49	0.43
1:CA:1307:U:H2'	1:CA:1308:U:O4'	2.17	0.43
21:CU:16:ARG:NH1	21:CU:19:LYS:HZ3	2.10	0.43
22:DA:17:C:O2'	22:DA:18:G:H5'	2.18	0.43
22:DA:41:G:O6	47:DF:68:LYS:HD3	2.18	0.43
23:DB:360:U:C4	23:DB:361:G:C6	3.07	0.43
23:DB:544:C:H2'	23:DB:545:U:C5	2.53	0.43
23:DB:589:U:H2'	23:DB:590:A:C8	2.53	0.43
23:DB:946:C:H2'	23:DB:947:A:C8	2.53	0.43
23:DB:956:G:C4'	38:DM:82:MET:HE1	2.48	0.43
23:DB:987:C:H2'	23:DB:988:A:O4'	2.18	0.43
23:DB:1130:U:C2	23:DB:2025:C:H5''	2.53	0.43
23:DB:1252:G:N2	44:DQ:32:ARG:HB3	2.33	0.43
23:DB:1360:G:H2'	23:DB:1361:G:C5'	2.48	0.43
23:DB:1396:U:O2	23:DB:1396:U:O4'	2.35	0.43
23:DB:1408:G:O2'	23:DB:1409:U:H5'	2.18	0.43
23:DB:1536:C:H1'	23:DB:1537:G:N2	2.32	0.43
23:DB:1742:U:H2'	23:DB:1743:G:C8	2.53	0.43
24:DI:129:GLU:CB	24:DI:133:ARG:HH12	2.30	0.43
25:DC:4:LYS:HD2	25:DC:5:CYS:N	2.31	0.43
27:DK:43:ILE:CG2	27:DK:46:ALA:HB2	2.48	0.43
31:D0:39:ARG:HH11	31:D0:39:ARG:HG3	1.82	0.43
33:D1:51:ALA:O	33:D1:52:LYS:C	2.57	0.43

Continued on next page...

Continued from previous page...

Atom-1	Atom-2	Interatomic distance (Å)	Clash overlap (Å)
37:DL:85:VAL:HG22	37:DL:94:THR:HG21	2.00	0.43
38:DM:74:THR:O	38:DM:75:GLU:HG2	2.17	0.43
40:DH:73:ASN:OD1	40:DH:142:VAL:HG22	2.18	0.43
40:DH:119:ASN:ND2	40:DH:121:VAL:HG13	2.32	0.43
40:DH:122:LEU:N	40:DH:122:LEU:HD22	2.32	0.43
41:DJ:44:TYR:O	41:DJ:45:THR:CB	2.65	0.43
43:DO:37:ALA:CB	43:DO:78:VAL:HG21	2.49	0.43
44:DQ:20:ALA:HB1	44:DQ:27:ARG:O	2.19	0.43
44:DQ:64:ILE:HD12	44:DQ:95:ALA:CB	2.48	0.43
44:DQ:73:ILE:HG13	44:DQ:74:SER:N	2.33	0.43
46:DU:94:PHE:CB	46:DU:101:THR:HA	2.48	0.43
47:DF:4:HIS:O	47:DF:7:TYR:HB3	2.17	0.43
49:DR:78:ARG:HG3	49:DR:78:ARG:NH2	2.33	0.43
50:DT:21:SER:HB2	50:DT:31:VAL:CG2	2.49	0.43
50:DT:39:THR:HG23	50:DT:42:GLU:H	1.83	0.43
50:DT:50:LEU:O	50:DT:52:GLU:N	2.45	0.43
52:DW:23:LYS:CG	52:DW:24:ARG:N	2.82	0.43
52:DW:70:VAL:HG23	52:DW:75:ASN:ND2	2.33	0.43
1:AA:551:U:H2'	1:AA:552:U:H6	1.83	0.43
1:AA:624:C:H4'	15:AP:10:GLY:O	2.19	0.43
1:AA:716:A:N3	10:AK:118:ASN:O	2.51	0.43
1:AA:1169:A:H2'	1:AA:1170:A:C8	2.53	0.43
2:AC:137:VAL:HG11	2:AC:169:GLU:HG3	2.00	0.43
3:AD:82:LYS:NZ	3:AD:82:LYS:HB3	2.33	0.43
5:AF:4:TYR:CE2	5:AF:71:ILE:HG12	2.54	0.43
15:AP:46:LYS:H	15:AP:46:LYS:HG3	1.45	0.43
16:AQ:10:ARG:O	16:AQ:10:ARG:HG3	2.17	0.43
18:AS:39:ILE:HG13	18:AS:39:ILE:H	1.66	0.43
20:AB:15:PHE:HD1	20:AB:16:GLY:N	2.15	0.43
20:AB:221:ARG:HG3	20:AB:222:GLU:N	2.33	0.43
23:BB:35:G:H2'	23:BB:36:G:O4'	2.17	0.43
23:BB:193:U:O3'	23:BB:803:U:H4'	2.17	0.43
23:BB:265:A:H2'	23:BB:266:G:O4'	2.17	0.43
23:BB:443:A:C2	23:BB:1245:G:N3	2.86	0.43
23:BB:591:U:O2'	23:BB:592:A:H5'	2.18	0.43
23:BB:2016:U:H1'	31:B0:2:VAL:HG11	2.00	0.43
23:BB:2282:G:H5''	23:BB:2283:C:O4'	2.19	0.43
23:BB:2305:U:C5	47:BF:151:LEU:HA	2.53	0.43
23:BB:2543:G:H2'	23:BB:2544:G:O4'	2.18	0.43
24:BI:29:GLN:HA	24:BI:29:GLN:NE2	2.32	0.43
25:BC:86:ARG:CZ	25:BC:86:ARG:HB3	2.48	0.43

Continued on next page...

Continued from previous page...

Atom-1	Atom-2	Interatomic distance (Å)	Clash overlap (Å)
25:BC:229:HIS:ND1	25:BC:230:PRO:HD2	2.32	0.43
25:BC:238:ASN:O	25:BC:239:PHE:HB2	2.18	0.43
26:BD:121:THR:HB	26:BD:127:PHE:CD1	2.52	0.43
29:BE:31:VAL:HG21	29:BE:104:ALA:HB2	1.99	0.43
29:BE:188:MET:HG2	29:BE:193:VAL:HG22	2.00	0.43
37:BL:40:SER:O	37:BL:41:ARG:CB	2.66	0.43
39:BX:33:ALA:CB	50:BT:14:PRO:HD2	2.46	0.43
44:BQ:9:ALA:O	44:BQ:11:ALA:N	2.51	0.43
46:BU:9:GLU:HG3	46:BU:21:ARG:HD2	2.00	0.43
46:BU:73:ASN:HB2	46:BU:95:PHE:CD2	2.53	0.43
47:BF:78:ILE:HD12	47:BF:79:ARG:HH11	1.83	0.43
48:BG:6:ALA:HA	48:BG:7:PRO:HD3	1.84	0.43
51:BZ:7:VAL:HG23	51:BZ:67:VAL:HG13	2.01	0.43
51:BZ:65:ASP:O	51:BZ:69:ALA:N	2.51	0.43
52:BW:37:VAL:HG13	52:BW:55:ASP:C	2.38	0.43
53:B6:68:VAL:HG11	53:B6:79:ILE:HB	2.01	0.43
53:B6:68:VAL:HG21	53:B6:99:LEU:HD12	2.00	0.43
3:CD:35:GLN:O	3:CD:37:PRO:HD3	2.18	0.43
3:CD:115:GLN:HE21	3:CD:153:ARG:HH22	1.66	0.43
5:CF:12:PRO:C	5:CF:14:GLN:H	2.21	0.43
7:CH:24:VAL:O	7:CH:24:VAL:HG13	2.18	0.43
10:CK:48:GLY:C	10:CK:50:GLY:H	2.22	0.43
12:CM:15:VAL:HG13	12:CM:33:LEU:HD12	2.00	0.43
16:CQ:10:ARG:CZ	16:CQ:12:VAL:HA	2.48	0.43
18:CS:43:MET:HB3	18:CS:61:VAL:HG21	2.00	0.43
1:CA:113:G:H2'	1:CA:114:U:H6	1.82	0.43
1:CA:202:G:H2'	1:CA:203:G:C8	2.53	0.43
1:CA:386:C:C2'	1:CA:387:U:H5'	2.48	0.43
1:CA:1047:G:H21	1:CA:1215:G:C4'	2.30	0.43
23:DB:93:G:O2'	23:DB:94:A:H5'	2.18	0.43
23:DB:322:A:P	29:DE:163:ASN:HD22	2.42	0.43
23:DB:546:U:C4'	23:DB:548:G:P	3.06	0.43
23:DB:876:C:O2	23:DB:876:C:H2'	2.17	0.43
23:DB:974:G:H1'	23:DB:975:A:C8	2.53	0.43
23:DB:1099:G:OP2	24:DI:2:LYS:O	2.36	0.43
23:DB:1150:C:O2'	23:DB:1151:A:H5'	2.18	0.43
23:DB:1549:A:H2'	23:DB:1550:C:H6	1.80	0.43
23:DB:1577:C:H2'	23:DB:1578:U:O4'	2.18	0.43
23:DB:2007:U:O2'	23:DB:2008:C:H5'	2.18	0.43
23:DB:2543:G:H2'	23:DB:2544:G:O4'	2.18	0.43
23:DB:2559:C:O2'	23:DB:2560:A:H5'	2.18	0.43

Continued on next page...

Continued from previous page...

Atom-1	Atom-2	Interatomic distance (Å)	Clash overlap (Å)
23:DB:2686:G:H2'	23:DB:2687:U:C6	2.53	0.43
26:DD:106:LYS:HB3	26:DD:206:ALA:CB	2.48	0.43
28:DP:52:ARG:HG2	28:DP:52:ARG:NH1	2.32	0.43
29:DE:40:ARG:NH2	29:DE:92:HIS:NE2	2.67	0.43
29:DE:108:ILE:HD11	29:DE:181:ILE:CG1	2.37	0.43
40:DH:62:LEU:HG	40:DH:66:ASN:ND2	2.33	0.43
43:DO:105:ALA:C	43:DO:107:ALA:N	2.72	0.43
43:DO:106:LEU:O	43:DO:109:ALA:HB3	2.18	0.43
46:DU:13:LEU:HD12	46:DU:13:LEU:N	2.34	0.43
47:DF:102:LEU:O	47:DF:102:LEU:HD13	2.18	0.43
47:DF:121:PHE:HA	47:DF:126:ASN:O	2.18	0.43
48:DG:24:THR:HB	48:DG:32:LEU:HD21	2.00	0.43
52:DW:43:LYS:HE2	52:DW:68:PHE:HE1	1.84	0.43
53:D6:15:GLN:HG3	53:D6:19:GLU:OE1	2.17	0.43
1:AA:697:U:O2	1:AA:798:U:H1'	2.18	0.43
1:AA:766:A:H2'	1:AA:767:A:O4'	2.18	0.43
1:AA:1036:A:H2'	1:AA:1037:C:O4'	2.17	0.43
1:AA:1057:G:H5''	2:AC:153:SER:CB	2.48	0.43
1:AA:1133:G:H2'	1:AA:1134:G:H8	1.82	0.43
1:AA:1163:A:H2'	1:AA:1164:G:C8	2.52	0.43
1:AA:1263:C:H2'	1:AA:1264:U:H6	1.83	0.43
1:AA:1275:A:H2'	1:AA:1276:G:O4'	2.19	0.43
1:AA:1480:A:H2'	1:AA:1481:U:O4'	2.18	0.43
3:AD:66:VAL:HG12	3:AD:67:LEU:H	1.83	0.43
3:AD:115:GLN:NE2	3:AD:153:ARG:HH22	2.15	0.43
6:AG:149:ALA:HB1	10:AK:58:THR:HG21	2.01	0.43
13:AN:1:ALA:HB1	13:AN:6:LYS:HE2	2.01	0.43
13:AN:41:TRP:CD1	13:AN:43:ALA:HB3	2.52	0.43
14:AO:70:LEU:HD12	14:AO:78:TYR:HB2	2.00	0.43
16:AQ:10:ARG:CZ	16:AQ:12:VAL:HA	2.47	0.43
20:AB:69:VAL:HB	20:AB:162:VAL:CB	2.47	0.43
23:BB:304:U:H2'	23:BB:305:C:C6	2.54	0.43
23:BB:314:C:O2'	23:BB:315:G:H5'	2.18	0.43
23:BB:745:G:H5'	23:BB:746:U:OP2	2.18	0.43
23:BB:819:A:OP2	23:BB:1187:G:N2	2.49	0.43
23:BB:1131:G:N7	23:BB:2025:C:H4'	2.33	0.43
23:BB:1573:G:H2'	23:BB:1574:C:H5'	2.00	0.43
23:BB:2025:C:H5'	26:BD:154:LYS:NZ	2.34	0.43
23:BB:2498:C:H3'	56:BB:3587:HOH:O	2.18	0.43
23:BB:2683:C:H2'	23:BB:2684:U:C6	2.53	0.43
23:BB:2901:C:O2	23:BB:2901:C:H2'	2.17	0.43

Continued on next page...

Continued from previous page...

Atom-1	Atom-2	Interatomic distance (Å)	Clash overlap (Å)
24:BI:32:VAL:HG22	24:BI:60:VAL:CG2	2.49	0.43
26:BD:55:LYS:NZ	26:BD:60:VAL:HG13	2.33	0.43
26:BD:109:VAL:HG11	26:BD:193:VAL:CG1	2.49	0.43
27:BK:47:ILE:HG23	27:BK:48:PRO:CD	2.48	0.43
27:BK:64:ARG:HG2	27:BK:79:PHE:CG	2.54	0.43
28:BP:52:ARG:HG2	28:BP:52:ARG:NH1	2.32	0.43
28:BP:62:LYS:O	28:BP:63:ILE:CB	2.66	0.43
29:BE:146:VAL:HB	29:BE:148:ILE:HD11	1.99	0.43
32:B4:8:LYS:HG3	32:B4:9:LYS:HD3	2.01	0.43
35:BV:53:LYS:HZ3	35:BV:54:ALA:HB3	1.82	0.43
40:BH:90:LEU:HD12	40:BH:90:LEU:N	2.33	0.43
42:BN:73:ASN:O	42:BN:76:VAL:HG22	2.17	0.43
42:BN:114:GLU:HG2	42:BN:115:LEU:O	2.19	0.43
43:BO:106:LEU:HG	43:BO:107:ALA:N	2.33	0.43
44:BQ:63:ARG:NH2	44:BQ:96:ASP:HA	2.33	0.43
44:BQ:91:ARG:NH2	44:BQ:93:ILE:HG21	2.34	0.43
46:BU:98:ASN:O	46:BU:99:SER:C	2.55	0.43
48:BG:8:VAL:HG22	48:BG:68:ARG:HH11	1.82	0.43
50:BT:1:MET:HB2	50:BT:2:ILE:H	1.60	0.43
2:CC:137:VAL:HG11	2:CC:169:GLU:HG3	2.00	0.43
2:CC:153:SER:O	2:CC:164:THR:HA	2.19	0.43
3:CD:196:GLU:HG2	3:CD:197:HIS:N	2.34	0.43
4:CE:11:GLN:HB2	4:CE:39:GLY:O	2.18	0.43
6:CG:144:ALA:C	6:CG:146:ALA:N	2.72	0.43
10:CK:92:ARG:NH1	21:CU:20:ARG:NH2	2.65	0.43
12:CM:74:MET:SD	47:DF:111:ARG:HA	2.58	0.43
20:CB:15:PHE:HD1	20:CB:16:GLY:N	2.16	0.43
20:CB:25:LYS:O	20:CB:28:PRO:HD2	2.18	0.43
1:CA:216:U:H2'	1:CA:217:C:H6	1.81	0.43
1:CA:238:A:H3'	1:CA:239:U:H5''	2.00	0.43
1:CA:323:U:H2'	1:CA:324:G:O4'	2.18	0.43
1:CA:363:A:O2'	1:CA:364:A:H5'	2.18	0.43
1:CA:400:C:O2'	1:CA:401:C:H5'	2.18	0.43
1:CA:410:G:H1'	1:CA:432:A:N6	2.33	0.43
1:CA:464:U:H2'	1:CA:466:A:OP2	2.18	0.43
1:CA:493:A:N3	1:CA:493:A:O4'	2.52	0.43
1:CA:1169:A:H2'	1:CA:1170:A:C8	2.52	0.43
1:CA:1181:G:O2'	1:CA:1182:G:C8	2.71	0.43
22:DA:52:A:H2'	22:DA:53:A:O5'	2.17	0.43
23:DB:125:A:H3'	23:DB:126:A:C5'	2.49	0.43
23:DB:248:G:H5'	23:DB:250:G:N7	2.33	0.43

Continued on next page...

Continued from previous page...

Atom-1	Atom-2	Interatomic distance (Å)	Clash overlap (Å)
23:DB:541:A:H2'	23:DB:542:C:H6	1.83	0.43
23:DB:1080:A:O2'	23:DB:1081:U:H5'	2.18	0.43
23:DB:1161:C:H2'	23:DB:1162:G:C8	2.54	0.43
23:DB:1205:A:C6	29:DE:165:HIS:HB2	2.54	0.43
23:DB:1464:G:O2'	23:DB:1465:G:H5'	2.18	0.43
23:DB:2024:G:O2'	23:DB:2025:C:H5'	2.19	0.43
23:DB:2038:G:H2'	23:DB:2039:U:O4'	2.18	0.43
23:DB:2260:C:O2'	23:DB:2261:C:H5'	2.18	0.43
23:DB:2489:U:O2'	23:DB:2490:G:H5'	2.18	0.43
23:DB:2846:G:H2'	23:DB:2847:U:C6	2.54	0.43
25:DC:62:ARG:O	25:DC:63:ILE:HG12	2.18	0.43
25:DC:166:ARG:NH2	25:DC:166:ARG:HB2	2.33	0.43
28:DP:24:THR:HG22	28:DP:43:GLU:OE1	2.18	0.43
28:DP:75:THR:HG23	28:DP:76:HIS:ND1	2.33	0.43
28:DP:94:ALA:O	28:DP:95:LYS:HD2	2.18	0.43
38:DM:126:ILE:HD12	38:DM:126:ILE:N	2.32	0.43
41:DJ:72:LYS:HB2	41:DJ:89:PHE:H	1.82	0.43
41:DJ:104:ALA:O	41:DJ:108:MET:HG2	2.19	0.43
44:DQ:71:ASN:HD21	44:DQ:106:THR:HG23	1.82	0.43
47:DF:19:PHE:CE1	47:DF:164:GLU:HA	2.53	0.43
50:DT:57:VAL:O	50:DT:85:VAL:O	2.36	0.43
1:AA:186:C:H2'	1:AA:187:G:O4'	2.18	0.43
1:AA:450:G:N7	1:AA:481:G:O6	2.52	0.43
1:AA:754:C:H3'	1:AA:754:C:O2	2.18	0.43
1:AA:956:U:O2'	1:AA:957:U:H5'	2.18	0.43
1:AA:1182:G:H4'	1:AA:1183:U:H5'	1.99	0.43
1:AA:1286:U:O2	1:AA:1286:U:OP1	2.37	0.43
1:AA:1371:G:O3'	8:AI:70:GLY:HA3	2.19	0.43
1:AA:1416:G:C2'	1:AA:1417:G:H5'	2.49	0.43
2:AC:2:GLN:O	2:AC:3:LYS:HB2	2.19	0.43
3:AD:100:VAL:HG11	3:AD:142:VAL:HG21	2.00	0.43
5:AF:100:SER:HA	17:AR:23:LYS:HD3	2.01	0.43
8:AI:80:HIS:HE1	8:AI:103:VAL:O	2.01	0.43
9:AJ:12:ALA:N	9:AJ:18:ILE:HD13	2.34	0.43
9:AJ:41:PRO:HG2	9:AJ:42:LEU:H	1.83	0.43
10:AK:19:VAL:HG12	10:AK:82:GLU:HB2	2.00	0.43
12:AM:49:GLU:O	12:AM:52:ILE:HB	2.18	0.43
13:AN:12:ARG:HE	13:AN:58:ARG:HH11	1.67	0.43
14:AO:24:SER:HB3	14:AO:27:VAL:HG23	2.00	0.43
16:AQ:14:ASP:HA	16:AQ:20:ILE:CD1	2.48	0.43
20:AB:112:ARG:O	20:AB:116:LEU:HB2	2.19	0.43

Continued on next page...

Continued from previous page...

Atom-1	Atom-2	Interatomic distance (Å)	Clash overlap (Å)
22:BA:41:G:O6	47:BF:68:LYS:HD3	2.18	0.43
23:BB:139:U:O2'	50:BT:1:MET:HA	2.19	0.43
23:BB:766:U:H2'	23:BB:767:U:H6	1.81	0.43
23:BB:866:A:C2'	23:BB:867:C:H5'	2.48	0.43
23:BB:1567:G:H2'	25:BC:84:PRO:HG3	2.01	0.43
23:BB:1824:G:HO2'	23:BB:1825:U:H5'	1.83	0.43
23:BB:1914:C:N3	53:B6:23:HIS:CE1	2.86	0.43
23:BB:2095:A:O2'	23:BB:2096:C:H5'	2.18	0.43
25:BC:91:ALA:HB3	25:BC:105:ALA:HB2	2.00	0.43
25:BC:123:ILE:HD12	25:BC:135:PRO:CD	2.48	0.43
26:BD:11:MET:H	26:BD:25:THR:HA	1.83	0.43
26:BD:46:ARG:HH11	26:BD:46:ARG:HB3	1.83	0.43
26:BD:185:ASN:O	26:BD:186:LEU:HD12	2.19	0.43
27:BK:71:ARG:HG3	27:BK:105:ARG:HH21	1.82	0.43
27:BK:99:ILE:HG12	27:BK:115:ILE:HG13	2.00	0.43
27:BK:115:ILE:C	27:BK:117:SER:H	2.21	0.43
28:BP:7:LEU:HA	28:BP:10:GLU:CD	2.37	0.43
28:BP:24:THR:HG22	28:BP:43:GLU:OE1	2.18	0.43
28:BP:114:ASN:HD22	28:BP:114:ASN:HA	1.62	0.43
29:BE:5:LEU:HG	29:BE:11:ALA:O	2.19	0.43
29:BE:70:SER:HB2	29:BE:78:TRP:CZ2	2.53	0.43
33:B1:47:ILE:H	33:B1:47:ILE:HD12	1.83	0.43
34:B3:36:ALA:O	34:B3:39:ARG:HB3	2.18	0.43
36:B2:13:ASN:O	36:B2:17:GLY:N	2.51	0.43
38:BM:20:LEU:N	38:BM:20:LEU:HD22	2.34	0.43
41:BJ:16:TYR:O	41:BJ:55:ILE:HG12	2.18	0.43
42:BN:82:GLU:O	42:BN:85:PRO:HD2	2.18	0.43
44:BQ:24:TYR:CG	44:BQ:25:GLY:N	2.85	0.43
45:BS:17:VAL:O	45:BS:19:LEU:N	2.51	0.43
46:BU:62:ALA:O	46:BU:63:ALA:HB3	2.19	0.43
47:BF:151:LEU:HD12	47:BF:152:ASP:N	2.33	0.43
48:BG:7:PRO:O	48:BG:8:VAL:CB	2.66	0.43
49:BR:2:TYR:HB2	49:BR:42:ALA:CB	2.43	0.43
50:BT:5:GLU:HA	50:BT:8:LEU:HB2	1.99	0.43
3:CD:84:ASN:HD22	3:CD:85:THR:N	2.16	0.43
3:CD:106:PHE:CD1	3:CD:144:ILE:HD11	2.53	0.43
7:CH:39:LEU:HD21	7:CH:128:VAL:HG21	2.00	0.43
17:CR:35:SER:HA	17:CR:71:ASP:OD2	2.18	0.43
17:CR:38:ILE:HG12	17:CR:38:ILE:O	2.18	0.43
20:CB:14:HIS:HD2	20:CB:202:ASN:H	1.66	0.43
1:CA:600:A:H2'	1:CA:601:G:C8	2.53	0.43

Continued on next page...

Continued from previous page...

Atom-1	Atom-2	Interatomic distance (Å)	Clash overlap (Å)
1:CA:626:G:H2'	1:CA:627:G:C8	2.54	0.43
1:CA:803:G:H2'	1:CA:804:U:C6	2.53	0.43
1:CA:978:A:O2'	1:CA:1322:C:H5	2.01	0.43
1:CA:1296:C:H4'	1:CA:1302:C:N4	2.33	0.43
1:CA:1320:C:H2'	1:CA:1321:U:O4'	2.18	0.43
1:CA:1352:C:H2'	1:CA:1353:G:O4'	2.17	0.43
1:CA:1533:C:H6	1:CA:1533:C:H2'	1.67	0.43
23:DB:265:A:H2'	23:DB:266:G:O4'	2.18	0.43
23:DB:765:C:H2'	23:DB:766:U:H6	1.83	0.43
23:DB:899:A:H2'	23:DB:900:A:C5'	2.48	0.43
23:DB:904:G:H2'	23:DB:905:A:H8	1.83	0.43
23:DB:941:A:H2	23:DB:1189:A:C2	2.36	0.43
23:DB:1723:G:H2'	23:DB:1724:G:H5'	2.00	0.43
23:DB:2412:A:H2'	23:DB:2413:G:O4'	2.17	0.43
23:DB:2471:A:O2'	23:DB:2472:G:P	2.77	0.43
23:DB:2707:U:O2	42:DN:71:ARG:NH1	2.52	0.43
23:DB:2716:C:O2'	23:DB:2717:C:H5'	2.18	0.43
24:DI:72:THR:OG1	24:DI:73:PRO:HD2	2.18	0.43
25:DC:7:PRO:C	25:DC:9:SER:H	2.22	0.43
26:DD:33:ARG:CZ	26:DD:74:GLU:HB3	2.48	0.43
26:DD:68:PHE:C	26:DD:73:VAL:HB	2.39	0.43
30:DY:8:GLN:HB3	30:DY:31:ILE:C	2.39	0.43
38:DM:42:THR:O	38:DM:44:ARG:N	2.46	0.43
38:DM:66:ARG:HG3	38:DM:101:VAL:HG22	2.00	0.43
40:DH:41:LYS:HB2	40:DH:42:LYS:H	1.62	0.43
40:DH:101:ASP:O	40:DH:104:THR:HB	2.18	0.43
41:DJ:102:GLU:O	41:DJ:105:VAL:HG22	2.17	0.43
42:DN:70:THR:O	42:DN:70:THR:OG1	2.36	0.43
46:DU:9:GLU:HG3	46:DU:21:ARG:HD2	2.00	0.43
46:DU:78:LYS:CD	46:DU:79:ALA:H	2.29	0.43
46:DU:98:ASN:O	46:DU:99:SER:C	2.56	0.43
48:DG:91:VAL:HG23	48:DG:92:GLY:H	1.82	0.43
50:DT:43:ILE:CG2	50:DT:58:VAL:HG21	2.48	0.43
53:D6:6:LEU:HD13	53:D6:161:ILE:HD11	2.00	0.43
53:D6:126:ARG:O	53:D6:130:ARG:HG3	2.19	0.43
53:D6:126:ARG:HA	53:D6:129:ILE:HD12	1.99	0.43
1:AA:369:G:O2'	1:AA:370:C:H5'	2.19	0.43
1:AA:628:G:H2'	1:AA:629:A:H8	1.84	0.43
1:AA:749:A:O2'	1:AA:750:C:H5'	2.19	0.43
1:AA:766:A:H2	1:AA:1525:G:N3	2.16	0.43
1:AA:830:G:H2'	1:AA:831:A:H8	1.83	0.43

Continued on next page...

Continued from previous page...

Atom-1	Atom-2	Interatomic distance (Å)	Clash overlap (Å)
1:AA:1257:A:H3'	1:AA:1258:G:H5'	2.00	0.43
1:AA:1341:U:O2'	1:AA:1342:C:H5'	2.17	0.43
2:AC:106:ARG:O	2:AC:107:LYS:HE3	2.19	0.43
6:AG:111:GLY:HA2	6:AG:118:ARG:NH1	2.34	0.43
8:AI:17:ARG:O	8:AI:64:ILE:HA	2.19	0.43
11:AL:7:VAL:HG22	16:AQ:33:TYR:CD1	2.50	0.43
12:AM:84:CYS:O	12:AM:88:LEU:HG	2.19	0.43
17:AR:20:ILE:HG13	17:AR:21:ASP:N	2.33	0.43
21:AU:42:THR:HB	21:AU:46:ARG:NE	2.21	0.43
22:BA:76:G:O2'	22:BA:77:U:H5'	2.19	0.43
23:BB:6:A:O2'	23:BB:7:G:H5'	2.19	0.43
23:BB:265:A:O2'	23:BB:266:G:C4'	2.65	0.43
23:BB:286:U:H2'	23:BB:287:G:C8	2.53	0.43
23:BB:523:C:H5''	23:BB:540:C:O2'	2.17	0.43
23:BB:2281:A:O2'	23:BB:2282:G:H5'	2.18	0.43
23:BB:2496:C:OP1	38:BM:82:MET:HB2	2.18	0.43
23:BB:2635:A:C5'	26:BD:79:LEU:HB2	2.48	0.43
23:BB:2659:G:C2	23:BB:2661:G:H5''	2.54	0.43
23:BB:2751:G:OP2	48:BG:2:ARG:HD2	2.18	0.43
24:BI:126:ARG:HA	24:BI:129:GLU:OE2	2.18	0.43
26:BD:4:LEU:HD23	26:BD:101:PHE:CE1	2.54	0.43
26:BD:114:LYS:HE3	26:BD:116:LYS:CG	2.49	0.43
27:BK:99:ILE:CD1	27:BK:118:LEU:HD22	2.42	0.43
29:BE:108:ILE:HG13	29:BE:181:ILE:HD11	2.00	0.43
32:B4:3:VAL:HG23	32:B4:4:ARG:N	2.33	0.43
36:B2:43:THR:O	36:B2:44:VAL:C	2.55	0.43
37:BL:78:ARG:HB2	37:BL:113:ALA:HB2	2.00	0.43
39:BX:6:LEU:H	39:BX:6:LEU:HD22	1.83	0.43
40:BH:134:VAL:CG1	40:BH:135:HIS:H	2.03	0.43
41:BJ:73:VAL:O	41:BJ:74:TYR:HB2	2.18	0.43
44:BQ:24:TYR:CD1	44:BQ:25:GLY:N	2.87	0.43
44:BQ:87:VAL:HG12	44:BQ:89:ILE:HD13	2.01	0.43
47:BF:101:ARG:HH12	47:BF:138:PRO:CB	2.30	0.43
52:BW:70:VAL:C	52:BW:71:LYS:HD2	2.39	0.43
52:BW:79:ILE:HG22	52:BW:80:SER:N	2.34	0.43
6:CG:12:LEU:HD13	6:CG:13:PRO:CD	2.49	0.43
9:CJ:37:ARG:HH11	9:CJ:37:ARG:HG3	1.83	0.43
13:CN:68:ARG:NH1	13:CN:71:GLY:H	2.16	0.43
18:CS:14:LEU:HG	18:CS:15:LEU:N	2.33	0.43
18:CS:54:ARG:O	18:CS:55:GLN:HG2	2.19	0.43
1:CA:141:G:O2'	1:CA:142:G:H5'	2.18	0.43

Continued on next page...

Continued from previous page...

Atom-1	Atom-2	Interatomic distance (Å)	Clash overlap (Å)
1:CA:263:A:H2'	1:CA:264:C:C6	2.53	0.43
1:CA:955:U:O2'	1:CA:956:U:H5'	2.18	0.43
1:CA:1483:A:H8	1:CA:1483:A:O5'	2.01	0.43
22:DA:31:C:O2'	22:DA:32:U:H5'	2.18	0.43
23:DB:219:A:H2	23:DB:234:U:O2	2.02	0.43
23:DB:298:G:H1'	23:DB:340:A:H61	1.83	0.43
23:DB:322:A:OP1	29:DE:162:ARG:NH2	2.51	0.43
23:DB:358:U:H2'	23:DB:359:G:H8	1.83	0.43
23:DB:965:C:O2'	23:DB:2272:U:H6	2.02	0.43
23:DB:1081:U:H5'	24:DI:126:ARG:CZ	2.48	0.43
23:DB:1439:A:N3	23:DB:1553:A:C6	2.87	0.43
23:DB:1526:C:H2'	23:DB:1527:G:O4'	2.19	0.43
23:DB:1708:C:O2'	23:DB:1709:U:H5'	2.18	0.43
23:DB:1796:U:O2'	23:DB:1797:G:H5'	2.19	0.43
23:DB:1843:C:O2'	23:DB:1844:C:H5'	2.18	0.43
23:DB:2603:G:O2'	23:DB:2604:U:H5'	2.18	0.43
23:DB:2862:G:H2'	23:DB:2863:C:H6	1.83	0.43
23:DB:2868:A:H2'	23:DB:2869:G:C8	2.53	0.43
25:DC:56:GLY:HA2	25:DC:212:TRP:C	2.39	0.43
25:DC:140:VAL:CG1	25:DC:141:HIS:H	2.18	0.43
26:DD:4:LEU:HD21	26:DD:100:LEU:HB3	2.01	0.43
26:DD:13:ARG:HH12	28:DP:74:GLN:HE21	1.66	0.43
26:DD:32:ASN:HB3	26:DD:50:VAL:CG2	2.49	0.43
26:DD:109:VAL:HG11	26:DD:193:VAL:CG1	2.49	0.43
33:D1:35:LEU:HD23	33:D1:35:LEU:N	2.34	0.43
37:DL:40:SER:O	37:DL:41:ARG:CB	2.66	0.43
38:DM:118:LYS:C	38:DM:120:ALA:N	2.72	0.43
40:DH:79:THR:HG22	40:DH:145:ASN:O	2.18	0.43
40:DH:97:ARG:HG2	40:DH:98:ASP:N	2.33	0.43
41:DJ:59:ALA:HB1	41:DJ:101:ILE:CG1	2.48	0.43
47:DF:102:LEU:C	47:DF:104:THR:H	2.21	0.43
48:DG:32:LEU:O	48:DG:33:THR:HG23	2.17	0.43
52:DW:23:LYS:C	52:DW:66:VAL:HB	2.39	0.43
1:AA:84:U:H6	1:AA:84:U:H2'	1.68	0.43
1:AA:301:G:H2'	1:AA:302:G:H8	1.84	0.43
1:AA:432:A:H2'	1:AA:433:G:H5'	1.99	0.43
1:AA:502:A:H4'	1:AA:550:G:H4'	2.00	0.43
1:AA:796:C:OP1	10:AK:127:ARG:HB3	2.18	0.43
1:AA:1098:C:O2'	1:AA:1099:G:H5'	2.18	0.43
1:AA:1426:G:O2'	1:AA:1427:C:H5'	2.19	0.43
2:AC:111:ASP:HB3	2:AC:114:LEU:HB2	2.01	0.43

Continued on next page...

Continued from previous page...

Atom-1	Atom-2	Interatomic distance (Å)	Clash overlap (Å)
3:AD:149:LYS:HD3	3:AD:177:MET:CG	2.48	0.43
6:AG:27:ASN:O	6:AG:30:MET:HB3	2.17	0.43
8:AI:51:LEU:HD13	8:AI:56:MET:HG2	2.01	0.43
8:AI:126:PHE:CE1	8:AI:129:ARG:HG2	2.51	0.43
10:AK:91:GLY:O	10:AK:95:THR:HG22	2.18	0.43
13:AN:14:ALA:O	13:AN:18:LYS:HG3	2.19	0.43
14:AO:25:THR:HB	14:AO:70:LEU:HD23	2.01	0.43
15:AP:7:ALA:O	15:AP:17:TYR:HA	2.18	0.43
19:AT:27:MET:O	19:AT:31:ILE:HG13	2.19	0.43
20:AB:59:ILE:HD12	20:AB:60:ALA:N	2.34	0.43
23:BB:182:A:O2'	23:BB:183:C:H5'	2.19	0.43
23:BB:308:G:H2'	23:BB:309:A:O4'	2.19	0.43
23:BB:453:A:H5''	56:BB:3384:HOH:O	2.19	0.43
23:BB:666:A:H2'	23:BB:667:U:C6	2.54	0.43
23:BB:997:G:H5'	44:BQ:92:LYS:HZ3	1.83	0.43
23:BB:2283:C:H2'	23:BB:2284:A:H5'	2.01	0.43
23:BB:2405:G:HO2'	23:BB:2406:A:P	2.42	0.43
23:BB:2686:G:H2'	23:BB:2687:U:C6	2.54	0.43
23:BB:2707:U:H2'	23:BB:2708:G:C8	2.53	0.43
23:BB:2784:U:H2'	23:BB:2785:C:C6	2.54	0.43
23:BB:2875:C:H2'	23:BB:2876:G:C8	2.53	0.43
25:BC:255:LYS:C	25:BC:256:THR:HG23	2.39	0.43
26:BD:108:ASP:OD2	26:BD:206:ALA:HA	2.17	0.43
27:BK:105:ARG:HD3	27:BK:105:ARG:N	2.16	0.43
28:BP:6:GLN:HA	28:BP:9:GLN:CD	2.39	0.43
29:BE:30:GLN:HG2	29:BE:30:GLN:O	2.19	0.43
35:BV:26:PHE:CE2	35:BV:44:HIS:HA	2.53	0.43
36:B2:37:LYS:HD3	36:B2:39:ARG:CD	2.48	0.43
42:BN:51:LEU:HD21	42:BN:70:THR:CG2	2.49	0.43
44:BQ:93:ILE:HG23	44:BQ:94:LEU:N	2.34	0.43
47:BF:69:ALA:HB3	47:BF:81:GLY:O	2.18	0.43
52:BW:23:LYS:C	52:BW:66:VAL:HB	2.39	0.43
53:B6:119:ARG:O	53:B6:122:ALA:HB3	2.19	0.43
2:CC:38:VAL:O	2:CC:42:LEU:HD23	2.18	0.43
2:CC:126:ARG:HA	2:CC:126:ARG:HD3	1.86	0.43
4:CE:23:THR:HA	4:CE:28:ARG:HA	2.00	0.43
8:CI:26:LYS:HA	8:CI:26:LYS:HZ1	1.83	0.43
8:CI:51:LEU:HD13	8:CI:56:MET:HG2	2.01	0.43
9:CJ:14:ASP:OD1	9:CJ:17:LEU:HB2	2.18	0.43
12:CM:22:TYR:N	12:CM:22:TYR:CD2	2.85	0.43
12:CM:50:GLY:HA2	12:CM:53:ASP:OD1	2.19	0.43

Continued on next page...

Continued from previous page...

Atom-1	Atom-2	Interatomic distance (Å)	Clash overlap (Å)
16:CQ:66:LEU:HD12	16:CQ:71:SER:HA	2.00	0.43
16:CQ:74:LEU:C	16:CQ:74:LEU:HD13	2.39	0.43
19:CT:80:ALA:HA	19:CT:83:ASN:HD22	1.84	0.43
20:CB:63:LYS:HG2	20:CB:224:ARG:NH2	2.34	0.43
1:CA:14:U:O2	1:CA:17:U:H5	2.01	0.43
1:CA:766:A:H2	1:CA:1525:G:N3	2.17	0.43
1:CA:1293:C:O2'	1:CA:1294:G:H5'	2.19	0.43
1:CA:1464:U:O2'	1:CA:1465:A:H5'	2.18	0.43
1:CA:1488:G:H2'	1:CA:1489:G:H8	1.83	0.43
1:CA:1517:G:C8	23:DB:1920:C:OP1	2.72	0.43
23:DB:555:G:HO2'	23:DB:556:A:H8	1.66	0.43
23:DB:941:A:H2	23:DB:1189:A:H2	1.67	0.43
23:DB:1199:U:H5'	44:DQ:4:LYS:CG	2.48	0.43
23:DB:1221:C:H2'	23:DB:1222:U:C6	2.54	0.43
23:DB:1281:G:O2'	23:DB:1282:U:H5'	2.18	0.43
23:DB:1328:A:H2'	23:DB:1330:C:C5	2.53	0.43
23:DB:1745:A:H2'	23:DB:1746:A:O4'	2.19	0.43
23:DB:2025:C:H2'	23:DB:2026:U:H6	1.83	0.43
23:DB:2031:A:C6	23:DB:2498:C:H1'	2.54	0.43
23:DB:2356:U:C5'	52:DW:16:GLU:HG3	2.48	0.43
23:DB:2371:G:C2'	23:DB:2372:U:H5''	2.48	0.43
23:DB:2579:C:H4'	26:DD:139:SER:HB2	2.01	0.43
24:DI:54:ILE:O	24:DI:54:ILE:HG23	2.18	0.43
24:DI:90:GLY:C	24:DI:92:PRO:HD3	2.39	0.43
25:DC:94:LEU:HD13	25:DC:100:ARG:NH1	2.32	0.43
26:DD:11:MET:HE1	26:DD:192:ALA:H	1.84	0.43
28:DP:104:GLY:O	28:DP:105:LYS:HB2	2.19	0.43
29:DE:128:ALA:O	29:DE:133:LEU:HD12	2.18	0.43
33:D1:3:GLY:O	33:D1:5:ARG:N	2.52	0.43
33:D1:31:GLU:H	33:D1:31:GLU:CD	2.22	0.43
38:DM:117:PHE:O	38:DM:120:ALA:HB3	2.18	0.43
40:DH:41:LYS:O	40:DH:44:ILE:N	2.52	0.43
41:DJ:98:GLU:CD	41:DJ:98:GLU:H	2.22	0.43
42:DN:96:ARG:HG2	42:DN:98:LEU:CD2	2.48	0.43
44:DQ:63:ARG:HH12	44:DQ:96:ASP:HB2	1.83	0.43
48:DG:38:ASP:CG	48:DG:39:ALA:H	2.22	0.43
48:DG:70:LEU:HD22	48:DG:70:LEU:HA	1.88	0.43
50:DT:2:ILE:HD13	50:DT:2:ILE:N	2.34	0.43
1:AA:108:G:O4'	1:AA:108:G:N3	2.52	0.43
1:AA:143:A:H2	1:AA:220:G:H22	1.66	0.43
1:AA:666:G:H5'	1:AA:726:C:H1'	2.00	0.43

Continued on next page...

Continued from previous page...

Atom-1	Atom-2	Interatomic distance (Å)	Clash overlap (Å)
1:AA:955:U:O2'	1:AA:956:U:H5'	2.19	0.43
1:AA:1206:G:O4'	2:AC:193:GLY:N	2.52	0.43
1:AA:1298:U:H5	6:AG:113:LYS:HD3	1.83	0.43
3:AD:61:ARG:HG3	3:AD:71:PHE:CG	2.54	0.43
3:AD:79:ALA:HA	3:AD:85:THR:OG1	2.19	0.43
4:AE:11:GLN:HB2	4:AE:39:GLY:O	2.18	0.43
8:AI:50:PRO:HD3	8:AI:79:ARG:CG	2.48	0.43
8:AI:122:ARG:HG3	8:AI:122:ARG:HH11	1.83	0.43
12:AM:90:HIS:CE1	12:AM:96:VAL:HG21	2.54	0.43
13:AN:61:ASN:O	13:AN:62:ARG:HB2	2.19	0.43
14:AO:81:LEU:O	14:AO:85:LEU:HD13	2.18	0.43
15:AP:22:ALA:CB	15:AP:32:PHE:HA	2.49	0.43
21:AU:16:ARG:NH1	21:AU:19:LYS:HD3	2.34	0.43
22:BA:103:U:O2'	22:BA:104:A:H5'	2.19	0.43
23:BB:141:G:OP2	23:BB:142:A:N6	2.52	0.43
23:BB:524:G:O2'	23:BB:525:U:H5'	2.19	0.43
23:BB:671:C:O2'	23:BB:672:C:H5'	2.19	0.43
23:BB:716:A:H2'	23:BB:717:C:O4'	2.17	0.43
23:BB:795:C:O2'	23:BB:796:C:H5'	2.19	0.43
23:BB:901:C:H2'	23:BB:902:C:H6	1.83	0.43
23:BB:941:A:H2	23:BB:1189:A:C2	2.36	0.43
23:BB:1507:C:H5'	23:BB:1508:A:OP2	2.19	0.43
23:BB:1523:U:H5''	23:BB:1524:G:C8	2.54	0.43
23:BB:1568:G:H4'	25:BC:58:LYS:HG2	1.99	0.43
23:BB:1912:A:H3'	23:BB:1916:A:N6	2.34	0.43
23:BB:2038:G:H2'	23:BB:2039:U:O4'	2.19	0.43
23:BB:2072:C:H2'	23:BB:2073:C:H6	1.84	0.43
23:BB:2104:C:H2'	23:BB:2105:U:C6	2.54	0.43
23:BB:2463:C:O2'	23:BB:2464:G:H5'	2.19	0.43
23:BB:2852:G:H2'	23:BB:2853:C:H6	1.83	0.43
24:BI:83:ALA:N	24:BI:100:ILE:HD11	2.33	0.43
26:BD:3:GLY:C	26:BD:4:LEU:HD22	2.39	0.43
27:BK:13:ASN:HD21	27:BK:97:THR:CG2	2.31	0.43
27:BK:71:ARG:CG	27:BK:105:ARG:HH21	2.32	0.43
27:BK:72:PRO:O	27:BK:74:GLY:N	2.52	0.43
28:BP:23:ASP:HA	28:BP:88:ARG:HA	2.01	0.43
31:B0:39:ARG:HH11	31:B0:39:ARG:HG3	1.83	0.43
33:B1:29:LYS:N	33:B1:30:PRO:HD3	2.33	0.43
34:B3:31:ILE:HG23	34:B3:31:ILE:O	2.19	0.43
38:BM:40:ARG:HB2	38:BM:93:VAL:HG21	1.97	0.43
41:BJ:36:LEU:HD21	41:BJ:122:LEU:HD13	2.00	0.43

Continued on next page...

Continued from previous page...

Atom-1	Atom-2	Interatomic distance (Å)	Clash overlap (Å)
49:BR:55:ASP:N	49:BR:55:ASP:OD2	2.51	0.43
50:BT:40:LYS:HE3	50:BT:59:ASN:HA	2.00	0.43
53:B6:16:LYS:HE3	53:B6:16:LYS:N	2.34	0.43
53:B6:22:GLU:O	53:B6:25:LEU:HB2	2.19	0.43
53:B6:130:ARG:HG3	53:B6:130:ARG:NH1	2.34	0.43
3:CD:30:LYS:N	3:CD:30:LYS:HD3	2.34	0.43
3:CD:80:ARG:HH21	1:CA:613:C:P	2.41	0.43
3:CD:112:GLU:HG3	1:CA:407:U:O2'	2.18	0.43
4:CE:28:ARG:HH21	4:CE:30:PHE:CA	2.28	0.43
6:CG:113:LYS:HD3	1:CA:1298:U:H5	1.84	0.43
6:CG:126:ALA:C	6:CG:128:GLU:H	2.22	0.43
9:CJ:53:ILE:HD11	13:CN:84:ARG:NH2	2.34	0.43
9:CJ:68:ARG:HH22	1:CA:1115:U:P	2.42	0.43
16:CQ:10:ARG:O	16:CQ:10:ARG:HG3	2.18	0.43
16:CQ:15:LYS:HG2	1:CA:275:G:O5'	2.19	0.43
17:CR:31:TYR:CB	17:CR:54:LEU:HD21	2.49	0.43
18:CS:36:ARG:HB3	1:CA:1320:C:N4	2.34	0.43
20:CB:17:HIS:HB3	20:CB:187:ASP:OD2	2.19	0.43
1:CA:346:G:OP1	28:DP:38:ARG:NH1	2.52	0.43
1:CA:916:U:H2'	1:CA:917:G:H8	1.84	0.43
1:CA:1308:U:O2'	1:CA:1309:G:H5'	2.19	0.43
1:CA:1444:U:H2'	1:CA:1445:U:C6	2.54	0.43
1:CA:1524:C:H2'	1:CA:1525:G:H8	1.81	0.43
23:DB:104:A:H2'	23:DB:105:C:H6	1.83	0.43
23:DB:191:A:H2'	23:DB:192:C:C6	2.53	0.43
23:DB:301:G:O5'	46:DU:81:ARG:NH1	2.51	0.43
23:DB:392:U:H2'	23:DB:393:C:H6	1.83	0.43
23:DB:496:G:H1'	45:DS:61:ASN:HD21	1.84	0.43
23:DB:596:U:O2'	23:DB:597:G:H5'	2.18	0.43
23:DB:811:U:N3	37:DL:21:ARG:NH2	2.66	0.43
23:DB:817:C:O2'	23:DB:839:U:H5''	2.19	0.43
23:DB:832:U:O2	37:DL:52:GLY:HA2	2.19	0.43
23:DB:944:C:H5'	23:DB:945:A:C5'	2.49	0.43
23:DB:1099:G:N7	24:DI:3:LYS:HD3	2.34	0.43
23:DB:1150:C:H2'	23:DB:1151:A:C8	2.54	0.43
23:DB:1443:U:H2'	23:DB:1444:G:C8	2.53	0.43
23:DB:1568:G:H4'	25:DC:58:LYS:HG2	2.00	0.43
23:DB:1745:A:H2'	23:DB:1746:A:H8	1.84	0.43
23:DB:2332:C:OP1	52:DW:41:GLY:HA3	2.19	0.43
23:DB:2485:G:O2'	23:DB:2486:C:H5'	2.19	0.43
23:DB:2635:A:H5'	26:DD:79:LEU:HB2	1.99	0.43

Continued on next page...

Continued from previous page...

Atom-1	Atom-2	Interatomic distance (Å)	Clash overlap (Å)
23:DB:2676:C:O2'	23:DB:2677:G:H5'	2.19	0.43
23:DB:2714:G:H2'	23:DB:2715:C:H6	1.83	0.43
25:DC:63:ILE:HD13	25:DC:63:ILE:HA	1.93	0.43
25:DC:140:VAL:HG11	25:DC:143:VAL:HG22	2.01	0.43
25:DC:169:ALA:O	25:DC:185:ALA:HB3	2.19	0.43
26:DD:14:ILE:HA	28:DP:11:GLN:HE22	1.82	0.43
26:DD:105:LYS:HE3	26:DD:176:ASP:HB3	2.01	0.43
28:DP:7:LEU:HD12	28:DP:7:LEU:N	2.25	0.43
29:DE:30:GLN:HG2	29:DE:30:GLN:O	2.17	0.43
29:DE:37:ALA:O	29:DE:39:ALA:N	2.42	0.43
34:D3:53:ASP:HB2	37:DL:57:LEU:HD22	2.01	0.43
35:DV:20:LEU:HD23	35:DV:25:LYS:HB3	2.00	0.43
35:DV:51:GLN:NE2	35:DV:57:TYR:OH	2.52	0.43
37:DL:110:VAL:CG2	37:DL:127:VAL:HB	2.49	0.43
39:DX:59:GLU:N	39:DX:59:GLU:OE2	2.52	0.43
40:DH:113:SER:H	40:DH:132:PHE:HE1	1.67	0.43
41:DJ:98:GLU:O	41:DJ:102:GLU:HG3	2.19	0.43
42:DN:51:LEU:CD2	42:DN:70:THR:HG21	2.49	0.43
44:DQ:24:TYR:CD1	44:DQ:25:GLY:N	2.86	0.43
46:DU:64:ILE:CG1	46:DU:65:GLN:N	2.82	0.43
47:DF:34:THR:OG1	47:DF:154:THR:HB	2.18	0.43
47:DF:78:ILE:HA	47:DF:79:ARG:HH11	1.84	0.43
52:DW:9:THR:OG1	52:DW:10:ARG:N	2.46	0.43
1:AA:100:G:H2'	1:AA:101:A:O4'	2.18	0.43
1:AA:113:G:H1'	1:AA:354:G:H5'	2.00	0.43
1:AA:495:A:H4'	1:AA:496:A:O5'	2.18	0.43
1:AA:735:C:H2'	1:AA:736:C:H6	1.83	0.43
1:AA:893:C:H2'	1:AA:894:G:H8	1.84	0.43
1:AA:947:G:H2'	1:AA:948:C:C6	2.54	0.43
1:AA:1099:G:H2'	1:AA:1100:C:O4'	2.18	0.43
1:AA:1149:C:H2'	1:AA:1150:A:C8	2.54	0.43
1:AA:1169:A:C6	1:AA:1170:A:C6	3.07	0.43
1:AA:1313:U:OP2	18:AS:5:LYS:HA	2.18	0.43
1:AA:1442:G:H2'	1:AA:1443:C:C6	2.54	0.43
3:AD:106:PHE:CD1	3:AD:144:ILE:HD11	2.53	0.43
3:AD:149:LYS:HD3	3:AD:177:MET:HG2	2.00	0.43
7:AH:48:PHE:CB	7:AH:60:LEU:HD12	2.49	0.43
8:AI:6:TYR:CG	8:AI:7:GLY:N	2.86	0.43
10:AK:70:ALA:C	10:AK:72:ALA:N	2.72	0.43
15:AP:78:VAL:O	15:AP:78:VAL:HG13	2.18	0.43
20:AB:85:SER:O	20:AB:86:CYS:HB2	2.18	0.43

Continued on next page...

Continued from previous page...

Atom-1	Atom-2	Interatomic distance (Å)	Clash overlap (Å)
22:BA:19:C:H2'	22:BA:20:G:H8	1.84	0.43
23:BB:4:U:H2'	23:BB:5:A:C8	2.54	0.43
23:BB:30:G:OP1	44:BQ:4:LYS:HD2	2.18	0.43
23:BB:372:G:N2	23:BB:401:A:OP2	2.52	0.43
23:BB:875:G:H2'	23:BB:876:C:N3	2.34	0.43
23:BB:1195:G:O2'	23:BB:1196:C:H5'	2.18	0.43
23:BB:2338:C:H2'	23:BB:2339:C:H6	1.83	0.43
23:BB:2543:G:H2'	23:BB:2544:G:C8	2.54	0.43
23:BB:2649:C:O2'	23:BB:2650:U:H5'	2.18	0.43
23:BB:2749:A:C6	23:BB:2750:A:C6	3.07	0.43
25:BC:131:MET:HA	25:BC:134:ILE:CG1	2.47	0.43
26:BD:8:LYS:HG2	26:BD:9:VAL:N	2.34	0.43
29:BE:196:VAL:O	29:BE:200:LEU:HD23	2.18	0.43
30:BY:8:GLN:HB3	30:BY:31:ILE:C	2.39	0.43
32:B4:2:LYS:O	32:B4:35:GLN:HA	2.18	0.43
35:BV:10:LYS:C	35:BV:11:GLU:HG3	2.39	0.43
35:BV:51:GLN:HB2	35:BV:57:TYR:OH	2.19	0.43
37:BL:93:ASN:O	37:BL:95:LEU:HD12	2.19	0.43
37:BL:125:LEU:HB2	37:BL:143:GLU:OE2	2.18	0.43
40:BH:72:ILE:O	40:BH:72:ILE:HG23	2.19	0.43
40:BH:94:ILE:O	40:BH:121:VAL:HG11	2.18	0.43
41:BJ:41:LYS:HD2	41:BJ:50:THR:O	2.19	0.43
43:BO:67:ASN:HB3	43:BO:70:ALA:HB2	1.99	0.43
44:BQ:109:VAL:CG1	44:BQ:113:LYS:HE3	2.46	0.43
45:BS:81:SER:CB	45:BS:99:ARG:HA	2.49	0.43
48:BG:51:PHE:CE2	48:BG:68:ARG:HG2	2.54	0.43
48:BG:91:VAL:HG23	48:BG:92:GLY:H	1.83	0.43
48:BG:148:ARG:HG2	48:BG:163:TYR:CE1	2.53	0.43
49:BR:27:ILE:HG13	49:BR:33:VAL:HG11	2.01	0.43
50:BT:39:THR:HG23	50:BT:42:GLU:H	1.80	0.43
2:CC:70:ALA:CA	2:CC:105:VAL:HG21	2.42	0.43
3:CD:44:LYS:NZ	3:CD:44:LYS:HB3	2.33	0.43
5:CF:100:SER:HA	17:CR:23:LYS:HD3	2.01	0.43
6:CG:6:ILE:CG2	6:CG:7:GLY:N	2.82	0.43
6:CG:29:LEU:HD23	1:CA:1240:U:H3	1.84	0.43
8:CI:69:GLY:N	1:CA:1250:A:H4'	2.28	0.43
8:CI:80:HIS:HE1	8:CI:103:VAL:O	2.01	0.43
9:CJ:5:ARG:N	9:CJ:77:VAL:HA	2.34	0.43
13:CN:41:TRP:CD1	13:CN:43:ALA:HB3	2.54	0.43
13:CN:63:CYS:C	13:CN:65:GLN:H	2.22	0.43
14:CO:61:SER:O	14:CO:65:LYS:HG3	2.18	0.43

Continued on next page...

Continued from previous page...

Atom-1	Atom-2	Interatomic distance (Å)	Clash overlap (Å)
15:CP:28:ARG:CD	15:CP:28:ARG:N	2.82	0.43
16:CQ:32:ILE:HG23	16:CQ:33:TYR:CD2	2.54	0.43
19:CT:5:SER:C	19:CT:7:LYS:N	2.72	0.43
20:CB:59:ILE:HD12	20:CB:60:ALA:N	2.33	0.43
20:CB:186:VAL:HB	20:CB:190:SER:CB	2.49	0.43
1:CA:152:A:N6	1:CA:170:U:C2	2.87	0.43
1:CA:195:A:H1'	1:CA:222:C:O2'	2.19	0.43
1:CA:613:C:H2'	1:CA:614:C:C6	2.53	0.43
1:CA:635:A:H2'	1:CA:636:U:C6	2.53	0.43
1:CA:754:C:H3'	1:CA:754:C:O2	2.19	0.43
1:CA:903:G:H2'	1:CA:904:U:C6	2.54	0.43
1:CA:940:C:H2'	1:CA:941:G:C8	2.53	0.43
21:CU:24:LYS:HB3	21:CU:24:LYS:HZ2	1.81	0.43
22:DA:32:U:H2'	22:DA:33:G:C8	2.53	0.43
22:DA:43:C:C2'	47:DF:91:ARG:HD2	2.49	0.43
22:DA:55:U:H2'	22:DA:56:G:H8	1.84	0.43
23:DB:173:A:H2'	23:DB:174:U:C6	2.54	0.43
23:DB:198:C:C2'	23:DB:199:A:H5''	2.49	0.43
23:DB:401:A:H2'	23:DB:402:A:C8	2.54	0.43
23:DB:425:G:O2'	23:DB:426:C:H5'	2.18	0.43
23:DB:554:U:H2'	23:DB:555:G:O4'	2.18	0.43
23:DB:942:G:O2'	23:DB:943:A:H5'	2.19	0.43
23:DB:950:G:H2'	23:DB:951:C:C6	2.54	0.43
23:DB:1287:A:H3'	23:DB:1288:G:H21	1.84	0.43
23:DB:2144:G:C2'	23:DB:2144:G:N3	2.81	0.43
23:DB:2557:G:H2'	23:DB:2558:C:H6	1.80	0.43
23:DB:2732:G:OP1	26:DD:208:LYS:HE3	2.19	0.43
24:DI:41:PHE:CE2	24:DI:45:THR:HG21	2.53	0.43
24:DI:54:ILE:HD11	24:DI:71:LYS:N	2.33	0.43
24:DI:105:LEU:CD1	24:DI:129:GLU:HG2	2.45	0.43
26:DD:12:THR:O	26:DD:24:VAL:HG12	2.18	0.43
27:DK:19:VAL:C	27:DK:41:ILE:HD11	2.39	0.43
28:DP:7:LEU:HA	28:DP:10:GLU:CD	2.39	0.43
29:DE:61:ARG:O	29:DE:61:ARG:HD2	2.18	0.43
37:DL:70:LYS:O	37:DL:73:ILE:HG12	2.19	0.43
40:DH:31:VAL:O	40:DH:33:GLN:N	2.52	0.43
40:DH:86:ASP:HB3	40:DH:87:GLU:OE2	2.18	0.43
44:DQ:93:ILE:HG23	44:DQ:94:LEU:N	2.33	0.43
45:DS:15:GLN:HA	45:DS:18:ARG:HG2	2.00	0.43
45:DS:81:SER:CB	45:DS:99:ARG:HA	2.49	0.43
47:DF:10:GLU:O	47:DF:13:LYS:HG3	2.19	0.43

Continued on next page...

Continued from previous page...

Atom-1	Atom-2	Interatomic distance (Å)	Clash overlap (Å)
52:DW:50:VAL:O	52:DW:52:CYS:N	2.52	0.43
53:D6:1:MET:CB	53:D6:143:LEU:HD11	2.48	0.43
53:D6:18:LEU:O	53:D6:21:LEU:HB3	2.19	0.43
53:D6:114:LEU:HB3	53:D6:183:ILE:HG21	2.00	0.43
1:AA:93:U:H3'	1:AA:94:G:C5'	2.46	0.43
1:AA:117:G:O2'	1:AA:118:U:H5'	2.19	0.43
1:AA:177:G:N3	1:AA:177:G:O4'	2.52	0.43
1:AA:219:U:H2'	1:AA:220:G:C8	2.52	0.43
1:AA:455:G:O2'	1:AA:456:A:H5'	2.18	0.43
1:AA:562:U:H5''	1:AA:563:A:C4	2.54	0.43
1:AA:1121:U:H2'	1:AA:1122:U:C6	2.53	0.43
1:AA:1320:C:H2'	1:AA:1321:U:O4'	2.18	0.43
2:AC:26:LYS:CG	2:AC:27:GLU:HG3	2.42	0.43
2:AC:163:ARG:HH11	2:AC:163:ARG:HG2	1.84	0.43
4:AE:56:PRO:HG2	4:AE:57:ALA:H	1.84	0.43
6:AG:4:ARG:HD2	6:AG:5:VAL:H	1.82	0.43
7:AH:40:LYS:HE3	7:AH:47:ASP:HA	2.01	0.43
7:AH:47:ASP:CG	7:AH:48:PHE:H	2.21	0.43
10:AK:28:ASN:HD22	10:AK:29:THR:H	1.67	0.43
11:AL:107:LYS:O	11:AL:107:LYS:HD2	2.18	0.43
13:AN:50:LEU:CG	13:AN:51:PRO:HD3	2.49	0.43
16:AQ:30:HIS:HD2	16:AQ:37:ILE:HD11	1.84	0.43
20:AB:14:HIS:ND1	20:AB:15:PHE:N	2.66	0.43
20:AB:27:LYS:HB3	20:AB:28:PRO:HD3	2.00	0.43
20:AB:166:ASP:O	20:AB:169:HIS:HB3	2.19	0.43
22:BA:81:G:H2'	22:BA:82:U:C6	2.54	0.43
23:BB:92:U:H2'	23:BB:93:G:O4'	2.19	0.43
23:BB:381:G:O2'	23:BB:382:A:H5'	2.19	0.43
23:BB:657:U:H2'	23:BB:658:U:C6	2.54	0.43
23:BB:675:A:P	29:BE:60:TRP:HZ2	2.42	0.43
23:BB:941:A:H2	23:BB:1189:A:H2	1.66	0.43
23:BB:1275:A:C2	23:BB:1276:A:H1'	2.53	0.43
23:BB:1376:C:O2'	23:BB:1377:G:H5'	2.19	0.43
23:BB:1723:G:C4	23:BB:1724:G:C8	3.07	0.43
23:BB:1742:U:O2'	23:BB:1743:G:H5'	2.19	0.43
23:BB:2547:A:H5'	23:BB:2566:A:C2	2.54	0.43
23:BB:2714:G:H2'	23:BB:2715:C:H6	1.83	0.43
23:BB:2814:A:H4'	31:B0:25:THR:HG21	1.99	0.43
25:BC:149:LYS:HG2	25:BC:152:GLN:NE2	2.34	0.43
26:BD:23:PRO:HB2	26:BD:190:LYS:O	2.19	0.43
26:BD:33:ARG:CZ	26:BD:74:GLU:HB3	2.48	0.43

Continued on next page...

Continued from previous page...

Atom-1	Atom-2	Interatomic distance (Å)	Clash overlap (Å)
27:BK:24:VAL:HG13	27:BK:33:ALA:HB2	2.00	0.43
27:BK:63:VAL:HG11	27:BK:103:VAL:HG12	2.01	0.43
28:BP:91:VAL:HG21	28:BP:96:LEU:HD21	2.01	0.43
30:BY:43:ILE:O	30:BY:47:ILE:HG12	2.18	0.43
42:BN:24:MET:CG	42:BN:44:LEU:HD22	2.49	0.43
42:BN:102:PHE:N	42:BN:102:PHE:HD1	2.17	0.43
44:BQ:111:LYS:HD3	49:BR:48:LYS:HZ2	1.83	0.43
45:BS:7:HIS:HB2	45:BS:50:VAL:CG2	2.49	0.43
46:BU:3:LYS:HD3	46:BU:82:VAL:HB	2.01	0.43
46:BU:48:VAL:O	46:BU:48:VAL:HG22	2.17	0.43
46:BU:48:VAL:O	46:BU:50:ALA:N	2.52	0.43
52:BW:30:VAL:HG21	52:BW:59:PHE:CZ	2.53	0.43
53:B6:7:TYR:HB3	53:B6:164:ILE:HD11	2.01	0.43
53:B6:108:GLU:O	53:B6:111:ARG:HB3	2.18	0.43
2:CC:23:ALA:HB3	2:CC:28:PHE:CD1	2.53	0.43
2:CC:172:VAL:O	2:CC:174:LEU:HD12	2.19	0.43
3:CD:114:ARG:HD3	1:CA:404:G:OP1	2.19	0.43
3:CD:117:VAL:HG12	3:CD:130:ASN:HA	2.00	0.43
4:CE:80:LEU:HG	4:CE:122:VAL:HG11	2.01	0.43
8:CI:66:VAL:HG22	8:CI:67:LYS:N	2.33	0.43
13:CN:72:PHE:CG	13:CN:73:LEU:N	2.87	0.43
14:CO:77:ARG:O	14:CO:81:LEU:HB2	2.18	0.43
19:CT:27:MET:O	19:CT:31:ILE:HG13	2.19	0.43
1:CA:333:U:O2'	1:CA:334:C:H5'	2.19	0.43
1:CA:355:C:O2'	1:CA:356:A:H5'	2.19	0.43
1:CA:476:U:H2'	1:CA:477:C:H6	1.84	0.43
1:CA:502:A:H4'	1:CA:550:G:H4'	2.00	0.43
1:CA:512:U:H2'	1:CA:513:C:H6	1.80	0.43
1:CA:516:U:O2'	1:CA:517:G:H5'	2.18	0.43
1:CA:829:G:O2'	1:CA:830:G:H5'	2.18	0.43
1:CA:861:G:O2'	1:CA:862:C:H5'	2.18	0.43
1:CA:1243:C:H2'	1:CA:1244:G:H8	1.83	0.43
1:CA:1286:U:OP1	1:CA:1286:U:O2	2.37	0.43
23:DB:1146:C:H2'	23:DB:1147:A:H8	1.81	0.43
23:DB:1376:C:O2'	23:DB:1377:G:H5'	2.19	0.43
23:DB:1711:A:O2'	23:DB:1712:U:H5'	2.19	0.43
23:DB:1771:C:H2'	23:DB:1772:A:H8	1.83	0.43
23:DB:2065:C:O2'	23:DB:2066:C:H5'	2.19	0.43
25:DC:255:LYS:C	25:DC:256:THR:HG23	2.39	0.43
28:DP:33:GLU:HB3	28:DP:34:GLY:H	1.55	0.43
28:DP:47:ILE:HG13	28:DP:48:ALA:H	1.84	0.43

Continued on next page...

Continued from previous page...

Atom-1	Atom-2	Interatomic distance (Å)	Clash overlap (Å)
28:DP:91:VAL:HG21	28:DP:96:LEU:HD21	2.00	0.43
29:DE:147:LEU:O	29:DE:168:ASP:O	2.37	0.43
29:DE:191:ASP:O	29:DE:195:GLN:HG3	2.19	0.43
37:DL:61:LEU:N	37:DL:61:LEU:CD1	2.82	0.43
37:DL:82:LEU:C	37:DL:84:LYS:N	2.72	0.43
41:DJ:44:TYR:HB2	44:DQ:63:ARG:CD	2.49	0.43
42:DN:16:HIS:O	42:DN:18:GLN:N	2.49	0.43
42:DN:103:ARG:HG3	42:DN:104:ALA:H	1.84	0.43
45:DS:24:ILE:HD11	45:DS:36:LEU:HD21	2.01	0.43
45:DS:43:ALA:O	45:DS:47:VAL:HG13	2.18	0.43
47:DF:102:LEU:HD13	47:DF:102:LEU:C	2.38	0.43
47:DF:142:TYR:C	47:DF:144:LYS:H	2.22	0.43
50:DT:5:GLU:HA	50:DT:8:LEU:HB2	2.01	0.43
1:AA:236:A:H2'	1:AA:237:G:C8	2.54	0.42
1:AA:413:G:H2'	1:AA:428:G:H21	1.83	0.42
1:AA:493:A:N3	1:AA:493:A:O4'	2.52	0.42
1:AA:796:C:H2'	1:AA:797:C:C6	2.51	0.42
1:AA:1416:G:H2'	1:AA:1417:G:H5'	2.00	0.42
2:AC:102:ILE:HD12	2:AC:102:ILE:N	2.34	0.42
3:AD:54:LEU:O	3:AD:58:GLN:HB2	2.19	0.42
4:AE:80:LEU:HG	4:AE:122:VAL:HG11	2.01	0.42
4:AE:156:ARG:HB2	4:AE:157:GLY:H	1.56	0.42
11:AL:98:ARG:HB2	11:AL:116:TYR:CA	2.48	0.42
12:AM:78:ARG:HH12	18:AS:68:HIS:CE1	2.37	0.42
12:AM:84:CYS:SG	12:AM:86:ARG:HB2	2.59	0.42
14:AO:82:ILE:O	14:AO:86:GLY:N	2.52	0.42
18:AS:49:ALA:HA	18:AS:57:VAL:O	2.19	0.42
20:AB:119:GLN:HA	20:AB:124:THR:O	2.19	0.42
23:BB:75:G:H4'	39:BX:48:ARG:HH12	1.83	0.42
23:BB:322:A:H2'	29:BE:163:ASN:HD21	1.84	0.42
23:BB:1387:A:H5'	23:BB:1469:A:H1'	2.00	0.42
23:BB:1438:U:C4	23:BB:1552:A:N6	2.87	0.42
23:BB:1468:U:H2'	23:BB:1522:A:H61	1.84	0.42
23:BB:1564:C:H2'	23:BB:1565:C:C6	2.54	0.42
23:BB:1771:C:H2'	23:BB:1772:A:H8	1.83	0.42
23:BB:1795:C:O2	25:BC:252:LYS:HE2	2.18	0.42
23:BB:1936:A:C2	23:BB:1943:U:H5	2.37	0.42
23:BB:2072:C:O2'	23:BB:2073:C:H5'	2.18	0.42
23:BB:2191:A:H2'	23:BB:2192:U:C6	2.54	0.42
23:BB:2199:A:H3'	23:BB:2200:C:H6	1.83	0.42
23:BB:2471:A:O2'	23:BB:2472:G:O5'	2.36	0.42

Continued on next page...

Continued from previous page...

Atom-1	Atom-2	Interatomic distance (Å)	Clash overlap (Å)
23:BB:2522:U:O2'	23:BB:2523:G:H5'	2.19	0.42
24:BI:15:GLY:O	24:BI:16:MET:HB2	2.19	0.42
25:BC:221:GLY:O	25:BC:224:MET:HG3	2.19	0.42
26:BD:55:LYS:H	26:BD:75:ALA:HB1	1.84	0.42
35:BV:40:ILE:HD13	35:BV:40:ILE:N	2.28	0.42
37:BL:82:LEU:C	37:BL:84:LYS:N	2.72	0.42
38:BM:82:MET:HE2	38:BM:82:MET:HB3	1.82	0.42
39:BX:17:GLU:O	39:BX:21:LEU:HG	2.19	0.42
39:BX:40:SER:C	39:BX:42:LEU:H	2.22	0.42
40:BH:3:VAL:CG1	40:BH:38:PRO:HA	2.49	0.42
41:BJ:93:ILE:HG22	41:BJ:94:ALA:N	2.34	0.42
41:BJ:96:ARG:N	41:BJ:97:PRO:HD3	2.33	0.42
41:BJ:121:LYS:HB2	41:BJ:121:LYS:HE3	1.76	0.42
44:BQ:87:VAL:O	44:BQ:88:GLU:O	2.36	0.42
47:BF:13:LYS:HB2	47:BF:13:LYS:NZ	2.34	0.42
47:BF:102:LEU:C	47:BF:102:LEU:HD13	2.40	0.42
48:BG:148:ARG:CD	48:BG:152:ARG:HD3	2.47	0.42
49:BR:32:THR:HG23	49:BR:61:ALA:O	2.19	0.42
50:BT:50:LEU:O	50:BT:52:GLU:N	2.45	0.42
53:B6:7:TYR:OH	53:B6:157:ALA:HA	2.19	0.42
53:B6:31:GLY:O	53:B6:33:ALA:N	2.52	0.42
53:B6:69:GLN:CD	53:B6:98:ALA:HB2	2.38	0.42
3:CD:57:LYS:HE3	3:CD:61:ARG:HD3	2.01	0.42
4:CE:52:ALA:HB2	4:CE:61:LYS:CE	2.40	0.42
8:CI:87:MET:HG2	8:CI:91:GLU:HG2	2.01	0.42
10:CK:125:LYS:O	10:CK:126:ARG:O	2.37	0.42
11:CL:7:VAL:HG22	16:CQ:33:TYR:CD1	2.50	0.42
13:CN:42:ASN:HD21	13:CN:46:LYS:NZ	2.17	0.42
14:CO:45:GLU:O	14:CO:46:HIS:CB	2.67	0.42
15:CP:18:GLN:HE21	15:CP:35:ARG:HD3	1.84	0.42
20:CB:113:LEU:CD1	20:CB:147:LEU:HB2	2.49	0.42
1:CA:410:G:H1'	1:CA:432:A:H61	1.84	0.42
1:CA:847:G:H2'	1:CA:848:C:C6	2.54	0.42
1:CA:1341:U:O2'	1:CA:1342:C:H5'	2.19	0.42
23:DB:197:A:H4'	23:DB:2069:G:OP2	2.19	0.42
23:DB:363:G:H2'	23:DB:364:C:H6	1.82	0.42
23:DB:716:A:H2'	23:DB:717:C:O4'	2.19	0.42
23:DB:1047:G:H1'	23:DB:1110:G:H22	1.84	0.42
23:DB:1256:G:H21	29:DE:77:ILE:CG2	2.32	0.42
23:DB:1438:U:C4	23:DB:1552:A:N6	2.87	0.42
23:DB:1607:C:H4'	23:DB:1608:A:O5'	2.19	0.42

Continued on next page...

Continued from previous page...

Atom-1	Atom-2	Interatomic distance (Å)	Clash overlap (Å)
23:DB:1616:A:H4'	23:DB:1617:C:OP2	2.18	0.42
23:DB:1789:A:H2'	23:DB:1790:C:C6	2.54	0.42
23:DB:2292:U:H2'	23:DB:2293:G:C8	2.54	0.42
23:DB:2393:U:H2'	23:DB:2394:C:O4'	2.19	0.42
23:DB:2455:G:H2'	23:DB:2456:C:H6	1.83	0.42
24:DI:12:VAL:HG13	24:DI:41:PHE:CE2	2.54	0.42
24:DI:99:LYS:HB2	24:DI:140:GLU:OE1	2.19	0.42
25:DC:238:ASN:O	25:DC:239:PHE:HB2	2.18	0.42
28:DP:7:LEU:H	28:DP:7:LEU:CD1	2.25	0.42
28:DP:62:LYS:O	28:DP:63:ILE:CB	2.66	0.42
28:DP:102:ARG:O	28:DP:103:THR:CB	2.67	0.42
29:DE:134:LEU:CD2	29:DE:161:ALA:HB2	2.48	0.42
32:D4:8:LYS:HG3	32:D4:9:LYS:HD3	2.01	0.42
37:DL:96:LYS:HD3	37:DL:103:ILE:HA	2.00	0.42
44:DQ:63:ARG:NH2	44:DQ:96:ASP:HA	2.34	0.42
45:DS:24:ILE:CG2	45:DS:32:ALA:HB1	2.45	0.42
45:DS:97:LEU:HD22	45:DS:97:LEU:N	2.34	0.42
47:DF:98:PHE:C	47:DF:100:GLU:N	2.70	0.42
52:DW:30:VAL:HG21	52:DW:59:PHE:CE1	2.54	0.42
52:DW:59:PHE:CD2	52:DW:60:ALA:N	2.87	0.42
53:D6:84:ARG:CZ	53:D6:92:PRO:HG2	2.48	0.42
1:AA:12:U:H4'	1:AA:526:C:H4'	2.00	0.42
1:AA:129:A:H1'	1:AA:130:A:C8	2.54	0.42
1:AA:265:G:H4'	16:AQ:67:SER:HA	2.02	0.42
1:AA:275:G:O5'	16:AQ:15:LYS:HG2	2.19	0.42
1:AA:515:G:O2'	1:AA:516:U:H5'	2.18	0.42
1:AA:812:G:HO2'	1:AA:813:U:H6	1.59	0.42
1:AA:862:C:O2'	1:AA:863:U:H5'	2.19	0.42
1:AA:1479:C:O2'	1:AA:1480:A:H5'	2.20	0.42
3:AD:26:ALA:HA	3:AD:30:LYS:CE	2.48	0.42
3:AD:103:ARG:HH21	3:AD:110:ARG:HH21	1.66	0.42
7:AH:1:SER:O	7:AH:3:GLN:HG3	2.19	0.42
8:AI:44:ARG:HH11	8:AI:44:ARG:HG2	1.84	0.42
8:AI:80:HIS:O	8:AI:83:THR:HG22	2.20	0.42
12:AM:71:GLU:HA	12:AM:74:MET:HG3	2.02	0.42
13:AN:63:CYS:C	13:AN:65:GLN:H	2.22	0.42
19:AT:5:SER:C	19:AT:7:LYS:N	2.73	0.42
19:AT:73:ARG:HG3	19:AT:74:HIS:N	2.34	0.42
19:AT:85:LEU:HD23	19:AT:85:LEU:N	2.33	0.42
20:AB:21:TYR:O	20:AB:22:TRP:O	2.36	0.42
20:AB:68:PHE:HA	20:AB:161:PHE:O	2.19	0.42

Continued on next page...

Continued from previous page...

Atom-1	Atom-2	Interatomic distance (Å)	Clash overlap (Å)
20:AB:87:ASP:HB2	20:AB:224:ARG:HH22	1.84	0.42
22:BA:7:G:O2'	22:BA:8:C:H5'	2.19	0.42
22:BA:51:G:H5''	43:BO:64:TYR:CD2	2.54	0.42
23:BB:497:A:H2'	23:BB:498:G:O4'	2.18	0.42
23:BB:852:U:H2'	23:BB:853:C:H6	1.81	0.42
23:BB:1060:U:C1'	23:BB:1062:G:H5'	2.49	0.42
23:BB:1207:C:H2'	23:BB:1208:C:H6	1.84	0.42
23:BB:1577:C:H2'	23:BB:1578:U:C6	2.54	0.42
23:BB:1704:C:H2'	23:BB:1705:A:C8	2.53	0.42
23:BB:1821:A:H2'	23:BB:1822:C:C6	2.54	0.42
23:BB:2287:A:O2'	23:BB:2288:A:H3'	2.19	0.42
23:BB:2366:A:H4'	52:BW:61:LYS:HE2	2.01	0.42
25:BC:147:PRO:HD3	25:BC:184:GLU:HB2	2.02	0.42
26:BD:107:VAL:N	26:BD:206:ALA:H	2.16	0.42
26:BD:125:TRP:CG	26:BD:160:LYS:HB3	2.55	0.42
28:BP:24:THR:N	28:BP:87:ARG:O	2.50	0.42
28:BP:25:VAL:HA	28:BP:85:VAL:CA	2.49	0.42
32:B4:9:LYS:HD3	32:B4:9:LYS:H	1.84	0.42
33:B1:3:GLY:C	33:B1:5:ARG:N	2.72	0.42
34:B3:31:ILE:HG13	34:B3:34:LYS:HG2	2.01	0.42
37:BL:95:LEU:HB2	37:BL:101:ILE:HG13	2.01	0.42
38:BM:55:ARG:HG3	38:BM:55:ARG:NH2	2.35	0.42
40:BH:59:ALA:C	40:BH:62:LEU:HD11	2.39	0.42
40:BH:90:LEU:HD11	40:BH:124:THR:N	2.35	0.42
41:BJ:1:MET:SD	41:BJ:2:LYS:HE2	2.59	0.42
41:BJ:13:ARG:O	41:BJ:14:ASP:HB2	2.19	0.42
44:BQ:63:ARG:HH12	44:BQ:96:ASP:HB2	1.84	0.42
46:BU:26:ASN:ND2	46:BU:34:ILE:HB	2.35	0.42
47:BF:11:VAL:HG12	47:BF:15:LEU:HD11	2.01	0.42
48:BG:28:LYS:O	48:BG:29:ASN:HB3	2.20	0.42
52:BW:30:VAL:HG21	52:BW:59:PHE:CE1	2.54	0.42
52:BW:54:ARG:HB2	52:BW:54:ARG:HH11	1.84	0.42
53:B6:58:VAL:HG22	53:B6:68:VAL:HA	2.01	0.42
2:CC:140:ALA:CB	2:CC:148:ILE:HD12	2.47	0.42
8:CI:29:ILE:CG1	8:CI:64:ILE:HD13	2.49	0.42
10:CK:22:ILE:HD13	10:CK:95:THR:CG2	2.49	0.42
12:CM:22:TYR:O	12:CM:69:ARG:NH2	2.52	0.42
13:CN:58:ARG:HH12	1:CA:980:C:H4'	1.82	0.42
19:CT:34:VAL:HG12	19:CT:78:LEU:HD22	2.01	0.42
20:CB:46:VAL:CG1	20:CB:47:PRO:HD3	2.34	0.42
20:CB:153:MET:O	20:CB:155:GLY:N	2.50	0.42

Continued on next page...

Continued from previous page...

Atom-1	Atom-2	Interatomic distance (Å)	Clash overlap (Å)
1:CA:17:U:O2'	1:CA:1079:G:H1'	2.18	0.42
1:CA:81:A:O2'	1:CA:82:G:H5'	2.19	0.42
1:CA:236:A:H2'	1:CA:237:G:C8	2.54	0.42
1:CA:333:U:H2'	1:CA:334:C:H6	1.81	0.42
1:CA:658:C:H2'	1:CA:659:U:C6	2.54	0.42
1:CA:994:A:N1	1:CA:1047:G:H4'	2.34	0.42
1:CA:1533:C:C6	1:CA:1534:A:H3'	2.55	0.42
22:DA:35:C:H2'	22:DA:36:C:C5'	2.48	0.42
23:DB:4:U:H2'	23:DB:5:A:H8	1.84	0.42
23:DB:26:G:H1'	23:DB:514:A:H61	1.84	0.42
23:DB:231:A:H3'	23:DB:232:G:H8	1.83	0.42
23:DB:510:C:O2'	23:DB:1236:G:H5'	2.19	0.42
23:DB:827:U:H5'	23:DB:828:U:O5'	2.19	0.42
23:DB:1092:C:H2'	23:DB:1093:G:C5'	2.48	0.42
23:DB:1192:G:C2'	23:DB:1193:G:H5'	2.49	0.42
23:DB:1416:G:O2'	23:DB:1417:C:H6	2.02	0.42
23:DB:1445:G:O2'	23:DB:1446:C:H5'	2.19	0.42
23:DB:1755:A:H2'	23:DB:1756:G:H5'	2.01	0.42
23:DB:2336:A:N6	52:DW:40:ARG:HB2	2.34	0.42
26:DD:100:LEU:HD13	26:DD:100:LEU:O	2.19	0.42
29:DE:2:GLU:C	29:DE:3:LEU:HD22	2.38	0.42
37:DL:4:ASN:N	37:DL:4:ASN:HD22	2.17	0.42
37:DL:78:ARG:HB2	37:DL:113:ALA:HB2	2.00	0.42
38:DM:39:GLY:HA3	38:DM:126:ILE:HD11	2.01	0.42
38:DM:123:LYS:O	38:DM:124:LEU:HG	2.18	0.42
40:DH:62:LEU:O	40:DH:63:ALA:C	2.56	0.42
40:DH:83:LYS:HA	40:DH:149:GLU:HB2	2.01	0.42
41:DJ:1:MET:HG2	41:DJ:2:LYS:HZ3	1.83	0.42
41:DJ:69:ARG:O	41:DJ:89:PHE:HB3	2.17	0.42
41:DJ:73:VAL:O	41:DJ:74:TYR:HB2	2.18	0.42
42:DN:102:PHE:N	42:DN:102:PHE:HD1	2.17	0.42
45:DS:44:ALA:C	45:DS:46:LEU:H	2.21	0.42
45:DS:73:LYS:HE3	45:DS:74:ILE:H	1.84	0.42
47:DF:33:ILE:HG22	47:DF:90:LEU:HD23	2.00	0.42
48:DG:7:PRO:O	48:DG:8:VAL:CB	2.67	0.42
48:DG:28:LYS:O	48:DG:29:ASN:HB3	2.20	0.42
51:DZ:71:LEU:HD22	51:DZ:71:LEU:HA	1.90	0.42
1:AA:153:C:H2'	1:AA:154:U:C6	2.55	0.42
1:AA:291:U:O2'	1:AA:292:G:H5'	2.19	0.42
1:AA:957:U:H2'	1:AA:959:A:OP2	2.19	0.42
1:AA:977:A:N1	1:AA:1224:U:OP1	2.52	0.42

Continued on next page...

Continued from previous page...

Atom-1	Atom-2	Interatomic distance (Å)	Clash overlap (Å)
1:AA:1325:C:H2'	1:AA:1326:U:H6	1.84	0.42
6:AG:70:PRO:HA	6:AG:141:HIS:CE1	2.55	0.42
6:AG:145:GLU:CD	6:AG:148:LYS:HD2	2.40	0.42
8:AI:34:LEU:HD11	8:AI:47:VAL:HG21	2.02	0.42
10:AK:15:VAL:HB	10:AK:78:ILE:CD1	2.50	0.42
22:BA:6:G:H2'	22:BA:7:G:C8	2.54	0.42
23:BB:6:A:H2'	23:BB:7:G:H8	1.83	0.42
23:BB:72:U:O4'	39:BX:51:ALA:HA	2.19	0.42
23:BB:416:U:H2'	23:BB:417:C:H6	1.84	0.42
23:BB:1250:G:OP2	37:BL:21:ARG:NH2	2.52	0.42
23:BB:1719:G:O2'	23:BB:1720:U:H5'	2.19	0.42
23:BB:1742:U:H2'	23:BB:1743:G:C8	2.54	0.42
23:BB:1745:A:H2'	23:BB:1746:A:H8	1.85	0.42
23:BB:1788:C:O2'	23:BB:1789:A:H5'	2.19	0.42
23:BB:1829:A:N3	25:BC:14:HIS:CE1	2.87	0.42
23:BB:1947:C:H2'	23:BB:1948:G:C8	2.54	0.42
23:BB:1993:U:H4'	26:BD:133:THR:HG22	2.01	0.42
23:BB:2098:U:O2'	23:BB:2099:U:H5'	2.19	0.42
23:BB:2142:A:H2'	23:BB:2143:C:O4'	2.20	0.42
23:BB:2144:G:N2	23:BB:2147:A:H5'	2.34	0.42
23:BB:2306:C:N4	47:BF:38:GLY:O	2.49	0.42
23:BB:2658:C:P	48:BG:159:LYS:HZ2	2.42	0.42
23:BB:2722:G:H4'	42:BN:4:ARG:HB2	2.01	0.42
25:BC:56:GLY:HA2	25:BC:212:TRP:C	2.39	0.42
27:BK:60:ALA:HB2	27:BK:86:LEU:HA	2.00	0.42
28:BP:92:ARG:HG2	28:BP:92:ARG:O	2.19	0.42
29:BE:2:GLU:C	29:BE:3:LEU:HD22	2.39	0.42
36:B2:21:ARG:HG2	36:B2:31:LEU:HD21	2.00	0.42
38:BM:72:PRO:O	38:BM:73:ILE:HB	2.18	0.42
38:BM:124:LEU:HA	38:BM:125:PRO:HD3	1.90	0.42
39:BX:6:LEU:HD22	39:BX:6:LEU:N	2.34	0.42
39:BX:56:LEU:HD13	39:BX:56:LEU:HA	1.90	0.42
40:BH:90:LEU:CD2	40:BH:146:VAL:HG21	2.49	0.42
41:BJ:44:TYR:O	41:BJ:45:THR:CB	2.66	0.42
44:BQ:63:ARG:HH12	44:BQ:96:ASP:CB	2.32	0.42
45:BS:24:ILE:HD11	45:BS:36:LEU:HD11	2.01	0.42
47:BF:90:LEU:HB3	47:BF:95:MET:HA	2.01	0.42
47:BF:168:LEU:O	47:BF:169:LEU:CB	2.67	0.42
48:BG:54:ARG:O	48:BG:56:GLY:N	2.52	0.42
51:BZ:20:HIS:O	51:BZ:21:ALA:HB3	2.20	0.42
51:BZ:71:LEU:HD22	51:BZ:71:LEU:HA	1.89	0.42

Continued on next page...

Continued from previous page...

Atom-1	Atom-2	Interatomic distance (Å)	Clash overlap (Å)
52:BW:28:GLU:CG	52:BW:29:SER:H	2.29	0.42
52:BW:49:ASN:ND2	52:BW:60:ALA:N	2.67	0.42
2:CC:76:ILE:O	2:CC:83:VAL:HG12	2.20	0.42
3:CD:25:ARG:O	3:CD:27:ILE:HG13	2.19	0.42
4:CE:113:VAL:CG2	4:CE:114:LEU:N	2.82	0.42
4:CE:114:LEU:HD13	4:CE:122:VAL:HG21	2.00	0.42
8:CI:17:ARG:O	8:CI:64:ILE:HA	2.20	0.42
9:CJ:59:LYS:HB2	9:CJ:62:ARG:NH2	2.34	0.42
13:CN:52:ARG:C	13:CN:54:SER:H	2.22	0.42
14:CO:55:GLY:O	14:CO:59:MET:HG3	2.19	0.42
15:CP:22:ALA:HB2	15:CP:32:PHE:HA	2.00	0.42
18:CS:51:HIS:CA	18:CS:56:HIS:HA	2.44	0.42
1:CA:373:A:O4'	1:CA:481:G:H1'	2.19	0.42
1:CA:495:A:H4'	1:CA:496:A:O5'	2.19	0.42
1:CA:1024:G:H2'	1:CA:1025:U:O4'	2.18	0.42
1:CA:1459:G:O2'	1:CA:1460:C:H5'	2.20	0.42
22:DA:6:G:H2'	22:DA:7:G:C8	2.54	0.42
23:DB:92:U:H2'	23:DB:93:G:O4'	2.19	0.42
23:DB:102:U:HO2'	23:DB:103:A:P	2.41	0.42
23:DB:110:G:O2'	23:DB:111:A:H5'	2.20	0.42
23:DB:295:G:O2'	23:DB:296:U:H5'	2.19	0.42
23:DB:416:U:O2'	23:DB:417:C:H5'	2.18	0.42
23:DB:622:G:H2'	23:DB:623:C:H6	1.83	0.42
23:DB:816:C:O2'	23:DB:817:C:H5'	2.19	0.42
23:DB:1099:G:C5'	24:DI:4:VAL:HG12	2.50	0.42
23:DB:1241:A:N3	23:DB:1241:A:O4'	2.52	0.42
23:DB:2674:G:H4'	27:DK:30:ARG:CD	2.49	0.42
23:DB:2720:U:H5''	28:DP:52:ARG:HH21	1.83	0.42
23:DB:2839:G:H2'	23:DB:2840:C:C6	2.54	0.42
24:DI:52:LEU:HD13	24:DI:81:LYS:NZ	2.34	0.42
24:DI:72:THR:HG23	24:DI:112:LYS:HD2	2.01	0.42
26:DD:114:LYS:HE3	26:DD:116:LYS:NZ	2.34	0.42
27:DK:13:ASN:HD21	27:DK:97:THR:CG2	2.32	0.42
28:DP:21:PRO:O	28:DP:91:VAL:HG21	2.19	0.42
29:DE:149:ILE:HG23	29:DE:188:MET:HA	2.01	0.42
39:DX:2:LYS:H	39:DX:2:LYS:HG3	1.62	0.42
39:DX:6:LEU:HD22	39:DX:6:LEU:H	1.83	0.42
41:DJ:55:ILE:HB	41:DJ:123:LYS:HB2	2.00	0.42
41:DJ:72:LYS:HD2	41:DJ:73:VAL:H	1.84	0.42
43:DO:28:VAL:HG21	43:DO:106:LEU:HD21	2.01	0.42
45:DS:17:VAL:O	45:DS:20:VAL:HG12	2.19	0.42

Continued on next page...

Continued from previous page...

Atom-1	Atom-2	Interatomic distance (Å)	Clash overlap (Å)
47:DF:121:PHE:HA	47:DF:127:TYR:HA	2.02	0.42
47:DF:128:SER:HB3	47:DF:154:THR:HG23	2.02	0.42
50:DT:34:VAL:HG11	50:DT:43:ILE:CD1	2.49	0.42
52:DW:67:LYS:HG3	52:DW:69:GLU:HG3	2.01	0.42
53:D6:129:ILE:O	53:D6:132:ILE:HB	2.19	0.42
1:AA:27:G:O2'	1:AA:28:A:H5'	2.19	0.42
1:AA:51:A:H5''	1:AA:52:C:C5'	2.46	0.42
1:AA:82:G:O6	1:AA:83:C:O2	2.36	0.42
1:AA:489:C:H2'	1:AA:490:C:C6	2.55	0.42
1:AA:531:U:H5'	1:AA:531:U:C6	2.50	0.42
1:AA:677:U:H2'	1:AA:678:U:H6	1.84	0.42
1:AA:852:G:H2'	1:AA:853:C:C6	2.55	0.42
1:AA:948:C:O2'	1:AA:949:A:H5'	2.19	0.42
2:AC:57:GLU:HB2	2:AC:64:ARG:CB	2.49	0.42
2:AC:78:LYS:CG	2:AC:81:GLU:HG2	2.26	0.42
3:AD:138:PRO:C	3:AD:140:ASP:H	2.23	0.42
3:AD:154:VAL:HG23	3:AD:155:LYS:N	2.31	0.42
4:AE:11:GLN:HB3	4:AE:116:VAL:HG12	2.02	0.42
4:AE:54:GLU:HB3	4:AE:56:PRO:HD2	2.01	0.42
6:AG:126:ALA:C	6:AG:128:GLU:H	2.23	0.42
14:AO:43:PHE:CD1	14:AO:56:LEU:HD22	2.54	0.42
20:AB:209:VAL:HG23	20:AB:210:THR:H	1.84	0.42
23:BB:142:A:N3	50:BT:2:ILE:O	2.53	0.42
23:BB:237:C:O2'	23:BB:238:C:H5'	2.19	0.42
23:BB:265:A:N6	23:BB:427:U:O2'	2.52	0.42
23:BB:303:G:H2'	23:BB:304:U:H6	1.82	0.42
23:BB:1076:C:H2'	23:BB:1077:A:H8	1.84	0.42
23:BB:1081:U:C5'	24:BI:126:ARG:HD2	2.48	0.42
23:BB:1241:A:N3	23:BB:1241:A:O4'	2.52	0.42
23:BB:1341:G:C2	23:BB:1398:C:H4'	2.54	0.42
23:BB:1654:A:O2'	26:BD:118:PHE:CB	2.68	0.42
23:BB:1665:A:O2'	23:BB:1666:G:H5'	2.19	0.42
23:BB:1779:U:C5	23:BB:1784:A:N7	2.84	0.42
23:BB:1792:G:O2'	23:BB:1793:C:H5'	2.19	0.42
23:BB:1927:A:H2'	23:BB:1928:A:C8	2.53	0.42
23:BB:2477:U:O2'	32:B4:2:LYS:HE3	2.19	0.42
24:BI:14:ALA:CB	24:BI:50:LYS:HA	2.49	0.42
26:BD:14:ILE:HA	28:BP:11:GLN:HE22	1.84	0.42
26:BD:46:ARG:HH22	26:BD:87:GLY:N	2.01	0.42
26:BD:100:LEU:HD13	26:BD:100:LEU:O	2.18	0.42
28:BP:4:ILE:O	28:BP:5:LYS:HB3	2.18	0.42

Continued on next page...

Continued from previous page...

Atom-1	Atom-2	Interatomic distance (Å)	Clash overlap (Å)
29:BE:21:ARG:HH11	29:BE:106:LYS:HD3	1.84	0.42
37:BL:61:LEU:HA	37:BL:62:PRO:HD3	1.89	0.42
41:BJ:59:ALA:CB	41:BJ:101:ILE:HG13	2.49	0.42
43:BO:35:ILE:HD11	43:BO:102:ARG:NE	2.34	0.42
49:BR:35:PHE:HB3	49:BR:37:GLU:OE1	2.19	0.42
51:BZ:20:HIS:CD2	51:BZ:21:ALA:H	2.38	0.42
53:B6:14:MET:CG	53:B6:129:ILE:HG23	2.48	0.42
53:B6:72:ASP:C	53:B6:74:ASN:H	2.23	0.42
53:B6:83:ILE:HG21	53:B6:90:LEU:HB2	2.00	0.42
53:B6:86:SER:C	53:B6:88:LEU:N	2.72	0.42
6:CG:21:LEU:HG	6:CG:22:LEU:N	2.33	0.42
12:CM:70:ARG:CZ	47:DF:136:ILE:HB	2.50	0.42
18:CS:49:ALA:HA	18:CS:57:VAL:O	2.20	0.42
18:CS:63:ASP:C	18:CS:65:MET:N	2.73	0.42
20:CB:18:GLN:HG2	20:CB:189:ASN:HB3	2.00	0.42
20:CB:87:ASP:HB2	20:CB:224:ARG:HH22	1.83	0.42
1:CA:100:G:H2'	1:CA:101:A:O4'	2.20	0.42
1:CA:338:A:H2'	1:CA:339:C:C6	2.54	0.42
1:CA:413:G:H2'	1:CA:428:G:H21	1.84	0.42
1:CA:812:G:N3	1:CA:812:G:C2'	2.81	0.42
1:CA:1049:U:H1'	1:CA:1201:A:C5	2.54	0.42
1:CA:1160:G:O2'	1:CA:1161:C:H5'	2.20	0.42
1:CA:1451:U:O3'	1:CA:1452:C:H6	2.01	0.42
21:CU:34:ARG:HE	21:CU:36:PHE:N	2.16	0.42
21:CU:34:ARG:NE	21:CU:35:GLU:O	2.53	0.42
23:DB:77:G:O4'	39:DX:55:THR:HG21	2.20	0.42
23:DB:81:G:H2'	23:DB:82:U:O4'	2.19	0.42
23:DB:173:A:H2'	23:DB:174:U:H6	1.84	0.42
23:DB:591:U:O2'	23:DB:592:A:H5'	2.19	0.42
23:DB:666:A:H2'	23:DB:667:U:C6	2.54	0.42
23:DB:670:A:H4'	37:DL:42:SER:HB2	2.01	0.42
23:DB:1174:U:OP2	23:DB:1174:U:H6	2.02	0.42
23:DB:1299:G:H4'	23:DB:1301:A:C1'	2.50	0.42
23:DB:1439:A:C6	23:DB:1552:A:C5	3.08	0.42
23:DB:1516:G:O2'	23:DB:1517:G:H5'	2.19	0.42
23:DB:2072:C:O2'	23:DB:2073:C:H5'	2.18	0.42
23:DB:2331:G:H2'	23:DB:2332:C:H6	1.85	0.42
23:DB:2832:U:H5''	23:DB:2834:G:H5'	2.00	0.42
24:DI:2:LYS:HB3	24:DI:2:LYS:HZ2	1.83	0.42
24:DI:49:GLU:HB3	24:DI:52:LEU:HD12	2.01	0.42
25:DC:270:ARG:HG2	25:DC:271:SER:N	2.34	0.42

Continued on next page...

Continued from previous page...

Atom-1	Atom-2	Interatomic distance (Å)	Clash overlap (Å)
31:D0:27:LEU:HD12	31:D0:27:LEU:H	1.84	0.42
38:DM:112:LEU:O	38:DM:113:ALA:C	2.57	0.42
44:DQ:111:LYS:HB2	49:DR:48:LYS:NZ	2.35	0.42
45:DS:55:ILE:HD12	45:DS:107:VAL:HG11	2.01	0.42
46:DU:51:LEU:H	46:DU:53:GLN:HE22	1.67	0.42
47:DF:89:THR:O	47:DF:91:ARG:CZ	2.68	0.42
47:DF:151:LEU:HD12	47:DF:152:ASP:N	2.33	0.42
48:DG:120:ILE:HG12	48:DG:121:THR:N	2.35	0.42
48:DG:122:ALA:CA	48:DG:132:LEU:HA	2.47	0.42
49:DR:2:TYR:CB	49:DR:42:ALA:HB2	2.42	0.42
52:DW:39:GLN:HE21	52:DW:42:THR:HB	1.84	0.42
1:AA:596:A:H2'	1:AA:597:G:H8	1.84	0.42
1:AA:698:G:H2'	1:AA:699:C:H6	1.84	0.42
1:AA:708:C:H2'	1:AA:709:U:C6	2.55	0.42
1:AA:919:A:O2'	1:AA:920:U:H5'	2.19	0.42
1:AA:963:G:H2'	1:AA:964:A:H8	1.84	0.42
3:AD:55:ARG:HG3	3:AD:55:ARG:NH1	2.34	0.42
3:AD:196:GLU:HG2	3:AD:197:HIS:N	2.34	0.42
4:AE:52:ALA:HB2	4:AE:61:LYS:CE	2.41	0.42
8:AI:15:ALA:O	8:AI:66:VAL:HA	2.20	0.42
8:AI:56:MET:C	8:AI:58:GLU:N	2.72	0.42
11:AL:36:VAL:O	11:AL:36:VAL:HG23	2.19	0.42
13:AN:68:ARG:NH1	13:AN:71:GLY:H	2.17	0.42
16:AQ:75:VAL:CG2	16:AQ:76:ARG:N	2.82	0.42
23:BB:175:G:H2'	23:BB:176:A:C8	2.55	0.42
23:BB:494:G:O2'	23:BB:495:G:H5'	2.20	0.42
23:BB:817:C:H2'	23:BB:818:G:O4'	2.19	0.42
23:BB:1118:C:OP1	35:BV:84:PRO:HD2	2.19	0.42
23:BB:1915:U:C4	23:BB:1916:A:H1'	2.55	0.42
23:BB:2236:U:O2'	23:BB:2237:G:H5'	2.18	0.42
23:BB:2291:U:H2'	23:BB:2292:U:H6	1.80	0.42
23:BB:2457:U:O2'	23:BB:2458:G:H5'	2.19	0.42
23:BB:2693:G:O2'	23:BB:2694:G:H5'	2.20	0.42
24:BI:37:PHE:HB2	24:BI:66:PHE:CZ	2.55	0.42
25:BC:66:PHE:HB3	25:BC:142:ASN:HD21	1.84	0.42
29:BE:147:LEU:O	29:BE:168:ASP:O	2.37	0.42
29:BE:160:ALA:C	29:BE:162:ARG:N	2.73	0.42
37:BL:61:LEU:N	37:BL:61:LEU:CD1	2.83	0.42
38:BM:47:GLU:CD	38:BM:50:ARG:HH11	2.23	0.42
38:BM:66:ARG:HB2	38:BM:101:VAL:HG13	2.00	0.42
41:BJ:45:THR:H	41:BJ:46:PRO:CD	2.27	0.42

Continued on next page...

Continued from previous page...

Atom-1	Atom-2	Interatomic distance (Å)	Clash overlap (Å)
41:BJ:123:LYS:HB3	41:BJ:124:VAL:H	1.69	0.42
43:BO:62:LEU:CD1	43:BO:70:ALA:HA	2.48	0.42
47:BF:37:MET:SD	47:BF:56:LEU:HD23	2.59	0.42
50:BT:9:LYS:HD2	50:BT:9:LYS:N	2.31	0.42
50:BT:69:ARG:NE	50:BT:70:HIS:H	2.16	0.42
51:BZ:71:LEU:O	51:BZ:74:ARG:HG2	2.19	0.42
52:BW:67:LYS:HG3	52:BW:69:GLU:HG3	2.01	0.42
3:CD:10:LEU:HD22	3:CD:62:ARG:CZ	2.50	0.42
3:CD:80:ARG:HG3	3:CD:81:LEU:N	2.35	0.42
3:CD:115:GLN:HE22	1:CA:406:G:N2	2.14	0.42
6:CG:46:LEU:HG	6:CG:57:GLU:CG	2.49	0.42
7:CH:15:ASN:OD1	1:CA:875:U:H1'	2.19	0.42
7:CH:48:PHE:CB	7:CH:60:LEU:HD12	2.50	0.42
16:CQ:25:GLU:OE2	16:CQ:38:LYS:HD3	2.20	0.42
17:CR:20:ILE:HG13	17:CR:21:ASP:N	2.34	0.42
19:CT:56:ILE:O	19:CT:60:GLN:HG2	2.20	0.42
19:CT:85:LEU:N	19:CT:85:LEU:HD23	2.35	0.42
20:CB:27:LYS:HB3	20:CB:28:PRO:HD3	2.01	0.42
1:CA:58:C:O2'	1:CA:59:A:H5'	2.19	0.42
1:CA:177:G:N3	1:CA:177:G:O4'	2.51	0.42
1:CA:255:G:H2'	1:CA:256:U:C6	2.54	0.42
1:CA:343:U:O2'	1:CA:344:A:H2'	2.18	0.42
1:CA:628:G:H2'	1:CA:629:A:H8	1.84	0.42
1:CA:708:C:H2'	1:CA:709:U:H6	1.83	0.42
1:CA:794:A:H2'	1:CA:795:C:C6	2.55	0.42
1:CA:1326:U:H2'	1:CA:1327:C:C6	2.54	0.42
1:CA:1360:A:H2'	1:CA:1361:G:O4'	2.20	0.42
1:CA:1414:U:H2'	1:CA:1415:G:C8	2.54	0.42
1:CA:1517:G:H1'	23:DB:1919:A:O3'	2.20	0.42
23:DB:96:C:H4'	39:DX:41:HIS:CE1	2.54	0.42
23:DB:124:G:O2'	23:DB:125:A:H5''	2.20	0.42
23:DB:138:U:O3'	23:DB:140:C:OP2	2.38	0.42
23:DB:193:U:O3'	23:DB:803:U:H4'	2.19	0.42
23:DB:591:U:H1'	34:D3:1:PRO:N	2.34	0.42
23:DB:920:A:H2'	23:DB:921:C:C6	2.54	0.42
23:DB:929:U:H1'	30:DY:25:GLY:O	2.18	0.42
23:DB:1021:A:O2'	23:DB:1023:U:H5'	2.19	0.42
23:DB:1792:G:O2'	23:DB:1793:C:H5'	2.19	0.42
23:DB:1808:A:H5''	23:DB:1809:A:OP2	2.19	0.42
23:DB:2344:U:H4'	23:DB:2345:G:OP1	2.18	0.42
23:DB:2380:C:H2'	23:DB:2381:A:C8	2.54	0.42

Continued on next page...

Continued from previous page...

Atom-1	Atom-2	Interatomic distance (Å)	Clash overlap (Å)
23:DB:2553:G:H2'	23:DB:2554:U:C4'	2.49	0.42
26:DD:10:GLY:HA2	26:DD:26:VAL:HB	2.01	0.42
28:DP:92:ARG:HG2	28:DP:92:ARG:O	2.18	0.42
29:DE:46:GLN:CG	29:DE:87:ALA:HB3	2.48	0.42
36:D2:13:ASN:O	36:D2:17:GLY:N	2.51	0.42
37:DL:28:GLY:O	37:DL:29:LYS:C	2.58	0.42
39:DX:40:SER:C	39:DX:42:LEU:N	2.71	0.42
40:DH:112:LYS:HA	40:DH:132:PHE:CE1	2.54	0.42
41:DJ:34:ARG:HG3	41:DJ:34:ARG:NH1	2.34	0.42
47:DF:97:GLU:O	47:DF:100:GLU:HB3	2.19	0.42
47:DF:174:PHE:HB3	47:DF:176:PHE:HD1	1.84	0.42
49:DR:55:ASP:OD2	49:DR:55:ASP:N	2.50	0.42
49:DR:86:GLN:HE21	49:DR:86:GLN:HB2	1.52	0.42
52:DW:8:SER:O	52:DW:9:THR:CB	2.68	0.42
52:DW:45:HIS:ND1	52:DW:45:HIS:N	2.62	0.42
52:DW:79:ILE:HG22	52:DW:80:SER:N	2.34	0.42
1:AA:152:A:N6	1:AA:170:U:C2	2.88	0.42
1:AA:370:C:H2'	1:AA:371:A:C8	2.54	0.42
1:AA:600:A:H2'	1:AA:601:G:C8	2.54	0.42
1:AA:707:U:H2'	1:AA:708:C:C6	2.54	0.42
1:AA:923:A:H2'	1:AA:924:C:H6	1.83	0.42
1:AA:960:U:O2'	1:AA:1223:C:H4'	2.20	0.42
1:AA:1004:A:H2'	1:AA:1005:A:C8	2.54	0.42
1:AA:1368:A:H5''	13:AN:100:TRP:HZ2	1.84	0.42
2:AC:104:GLU:HG2	2:AC:105:VAL:H	1.85	0.42
2:AC:187:GLU:HB3	2:AC:194:VAL:CG1	2.50	0.42
4:AE:113:VAL:CG1	4:AE:136:VAL:HG23	2.47	0.42
5:AF:15:SER:HA	5:AF:18:VAL:HG23	2.01	0.42
6:AG:21:LEU:HG	6:AG:22:LEU:N	2.34	0.42
7:AH:68:LYS:HG3	7:AH:69:ALA:N	2.35	0.42
10:AK:22:ILE:HD13	10:AK:95:THR:CG2	2.50	0.42
16:AQ:74:LEU:C	16:AQ:74:LEU:HD13	2.40	0.42
18:AS:63:ASP:C	18:AS:65:MET:N	2.73	0.42
20:AB:113:LEU:CD1	20:AB:147:LEU:HB2	2.50	0.42
20:AB:184:ALA:HB3	20:AB:195:VAL:CG2	2.46	0.42
22:BA:35:C:H2'	22:BA:36:C:C5'	2.50	0.42
23:BB:291:G:O2'	23:BB:292:U:H5'	2.19	0.42
23:BB:578:G:H5'	23:BB:1254:A:OP1	2.19	0.42
23:BB:972:A:OP1	23:BB:974:G:H5'	2.20	0.42
23:BB:1289:C:H2'	23:BB:1290:C:H6	1.85	0.42
23:BB:1550:C:H2'	23:BB:1551:A:C8	2.54	0.42

Continued on next page...

Continued from previous page...

Atom-1	Atom-2	Interatomic distance (Å)	Clash overlap (Å)
23:BB:1720:U:O2'	23:BB:1721:G:H5'	2.20	0.42
23:BB:1759:A:H4'	23:BB:2715:C:O4'	2.20	0.42
23:BB:1853:A:H61	23:BB:2087:G:H1'	1.85	0.42
23:BB:2353:G:H1'	52:BW:30:VAL:HG12	2.01	0.42
23:BB:2359:C:H4'	34:B3:53:ASP:OD2	2.19	0.42
23:BB:2457:U:C2'	23:BB:2458:G:H5'	2.49	0.42
23:BB:2617:U:C2'	23:BB:2618:G:H5'	2.49	0.42
23:BB:2800:A:H2'	23:BB:2801:G:H1'	2.02	0.42
25:BC:140:VAL:HG11	25:BC:143:VAL:HG22	2.02	0.42
25:BC:245:THR:C	25:BC:247:TRP:N	2.73	0.42
26:BD:10:GLY:HA2	26:BD:26:VAL:HB	2.01	0.42
28:BP:6:GLN:O	28:BP:9:GLN:HG2	2.19	0.42
28:BP:75:THR:HG23	28:BP:76:HIS:ND1	2.34	0.42
28:BP:103:THR:HG22	28:BP:104:GLY:H	1.84	0.42
29:BE:145:ASP:HA	29:BE:166:LYS:HB3	2.00	0.42
29:BE:152:GLU:O	29:BE:153:LEU:HB3	2.18	0.42
32:B4:2:LYS:HG2	32:B4:4:ARG:HG3	2.01	0.42
37:BL:40:SER:O	37:BL:41:ARG:HB2	2.19	0.42
37:BL:110:VAL:CG2	37:BL:127:VAL:HB	2.49	0.42
40:BH:103:VAL:HG21	40:BH:110:VAL:N	2.29	0.42
40:BH:103:VAL:CG2	40:BH:110:VAL:HG22	2.49	0.42
40:BH:111:ALA:HB1	40:BH:114:GLU:OE2	2.19	0.42
41:BJ:72:LYS:HD2	41:BJ:73:VAL:H	1.85	0.42
41:BJ:77:HIS:CD2	41:BJ:83:GLY:HA3	2.55	0.42
45:BS:29:VAL:CA	45:BS:32:ALA:HB3	2.46	0.42
45:BS:31:GLN:O	45:BS:35:ILE:HG12	2.20	0.42
47:BF:15:LEU:HD22	47:BF:167:ALA:HB1	2.01	0.42
47:BF:142:TYR:C	47:BF:144:LYS:H	2.23	0.42
48:BG:60:GLY:O	48:BG:62:ALA:N	2.51	0.42
50:BT:69:ARG:HB3	50:BT:74:ILE:HA	2.01	0.42
52:BW:16:GLU:HB2	52:BW:17:ALA:H	1.75	0.42
52:BW:22:VAL:HA	52:BW:68:PHE:HE2	1.83	0.42
53:B6:61:PRO:HG2	53:B6:67:VAL:HG13	2.00	0.42
53:B6:109:GLU:HG2	53:B6:112:LYS:NZ	2.35	0.42
53:B6:110:ARG:HH11	53:B6:110:ARG:HG3	1.85	0.42
2:CC:48:LYS:H	2:CC:48:LYS:CE	2.33	0.42
2:CC:69:THR:O	2:CC:105:VAL:HG13	2.20	0.42
2:CC:100:ILE:O	2:CC:100:ILE:HG23	2.18	0.42
3:CD:97:LEU:HD23	3:CD:117:VAL:CG1	2.49	0.42
5:CF:18:VAL:HG11	5:CF:58:HIS:NE2	2.35	0.42
8:CI:122:ARG:HH11	8:CI:122:ARG:HG3	1.83	0.42

Continued on next page...

Continued from previous page...

Atom-1	Atom-2	Interatomic distance (Å)	Clash overlap (Å)
11:CL:113:ARG:NH2	11:CL:120:ARG:HB3	2.35	0.42
13:CN:14:ALA:O	13:CN:18:LYS:HG3	2.19	0.42
15:CP:20:VAL:HG21	15:CP:32:PHE:CG	2.54	0.42
16:CQ:23:ALA:C	16:CQ:24:ILE:HD12	2.40	0.42
17:CR:32:ILE:HG22	17:CR:33:THR:O	2.19	0.42
17:CR:38:ILE:HD11	1:CA:719:C:H2'	2.02	0.42
20:CB:59:ILE:H	20:CB:59:ILE:HG13	1.74	0.42
20:CB:93:HIS:O	20:CB:94:ARG:C	2.57	0.42
1:CA:186:C:H2'	1:CA:187:G:O4'	2.19	0.42
1:CA:212:G:H2'	1:CA:213:G:H8	1.82	0.42
1:CA:556:C:O2'	1:CA:557:G:H5'	2.20	0.42
1:CA:966:G:H2'	1:CA:967:C:C6	2.55	0.42
1:CA:1015:G:O2'	1:CA:1016:A:H5'	2.19	0.42
1:CA:1053:G:H4'	1:CA:1054:C:H5'	2.02	0.42
1:CA:1058:G:H2'	1:CA:1059:C:H6	1.84	0.42
1:CA:1099:G:H2'	1:CA:1100:C:O4'	2.19	0.42
1:CA:1160:G:H2'	1:CA:1161:C:H6	1.85	0.42
1:CA:1245:C:H2'	1:CA:1246:A:H8	1.84	0.42
1:CA:1262:C:H2'	1:CA:1263:C:H6	1.85	0.42
1:CA:1268:G:H2'	1:CA:1269:A:C8	2.54	0.42
1:CA:1289:A:H5''	1:CA:1290:G:C8	2.54	0.42
1:CA:1521:C:O2'	1:CA:1522:U:H5'	2.20	0.42
22:DA:14:U:H1'	22:DA:106:G:N2	2.34	0.42
23:DB:68:G:H2'	23:DB:69:C:H6	1.84	0.42
23:DB:374:A:H61	23:DB:400:G:H1'	1.83	0.42
23:DB:674:G:C1'	29:DE:69:ARG:HD2	2.49	0.42
23:DB:766:U:H2'	23:DB:767:U:H6	1.84	0.42
23:DB:1275:A:C2'	23:DB:1276:A:O4'	2.67	0.42
23:DB:1515:A:H5'	23:DB:1557:C:H5'	2.00	0.42
23:DB:1637:A:H5'	23:DB:1760:C:O2'	2.19	0.42
23:DB:1733:G:H2'	23:DB:1734:G:H8	1.82	0.42
23:DB:1746:A:H2'	23:DB:1747:U:C6	2.54	0.42
23:DB:1820:U:OP1	25:DC:176:ARG:HD2	2.20	0.42
23:DB:1947:C:H2'	23:DB:1948:G:C8	2.55	0.42
23:DB:2078:C:H2'	23:DB:2079:U:H6	1.82	0.42
23:DB:2144:G:H3'	23:DB:2145:C:H4'	2.02	0.42
23:DB:2199:A:H3'	23:DB:2200:C:H6	1.84	0.42
24:DI:140:GLU:H	24:DI:140:GLU:CD	2.23	0.42
25:DC:221:GLY:O	25:DC:224:MET:HG3	2.19	0.42
25:DC:250:GLN:HG2	25:DC:254:LYS:CG	2.48	0.42
26:DD:55:LYS:H	26:DD:75:ALA:HB1	1.85	0.42

Continued on next page...

Continued from previous page...

Atom-1	Atom-2	Interatomic distance (Å)	Clash overlap (Å)
27:DK:60:ALA:HA	27:DK:87:LEU:HG	2.00	0.42
28:DP:4:ILE:CG2	28:DP:5:LYS:N	2.75	0.42
28:DP:27:VAL:HG12	28:DP:29:VAL:HG13	2.02	0.42
29:DE:147:LEU:HD12	29:DE:149:ILE:HB	2.02	0.42
32:D4:7:VAL:HG13	32:D4:8:LYS:N	2.22	0.42
34:D3:39:ARG:O	34:D3:43:LEU:HG	2.19	0.42
35:DV:11:GLU:HB2	35:DV:16:ALA:HB2	2.02	0.42
37:DL:80:SER:HB3	37:DL:115:GLU:OE2	2.20	0.42
37:DL:94:THR:O	37:DL:97:ALA:N	2.53	0.42
37:DL:124:GLY:CA	37:DL:143:GLU:HG3	2.46	0.42
38:DM:41:LEU:CD1	38:DM:46:ILE:HG22	2.50	0.42
40:DH:30:LEU:O	40:DH:36:ALA:N	2.53	0.42
41:DJ:123:LYS:HB3	41:DJ:124:VAL:H	1.69	0.42
44:DQ:8:ILE:O	44:DQ:11:ALA:HB3	2.18	0.42
44:DQ:9:ALA:C	44:DQ:11:ALA:N	2.72	0.42
45:DS:7:HIS:HB3	45:DS:103:ILE:HB	2.00	0.42
46:DU:27:VAL:HB	46:DU:33:VAL:HG12	2.02	0.42
47:DF:69:ALA:HB3	47:DF:81:GLY:O	2.19	0.42
51:DZ:65:ASP:O	51:DZ:69:ALA:N	2.51	0.42
52:DW:42:THR:O	52:DW:43:LYS:HD3	2.19	0.42
53:D6:19:GLU:HA	53:D6:22:GLU:CG	2.49	0.42
1:AA:546:A:H4'	1:AA:548:G:O3'	2.20	0.42
1:AA:656:G:H2'	1:AA:657:U:H6	1.85	0.42
1:AA:663:A:O2'	1:AA:664:G:H5'	2.19	0.42
1:AA:1107:C:OP1	2:AC:171:ARG:HB2	2.20	0.42
1:AA:1308:U:O2'	1:AA:1309:G:H5'	2.18	0.42
1:AA:1329:A:O2'	1:AA:1330:U:H5'	2.20	0.42
1:AA:1396:A:C2	4:AE:23:THR:HG21	2.54	0.42
1:AA:1422:G:H5'	27:BK:48:PRO:HB3	2.01	0.42
2:AC:63:ILE:O	2:AC:98:ALA:HA	2.20	0.42
2:AC:65:VAL:HG21	2:AC:90:VAL:HG11	2.02	0.42
2:AC:91:ALA:HB2	2:AC:98:ALA:HB3	2.01	0.42
3:AD:36:ALA:C	3:AD:38:GLY:N	2.73	0.42
5:AF:2:ARG:HG2	5:AF:3:HIS:H	1.85	0.42
9:AJ:5:ARG:N	9:AJ:77:VAL:HA	2.35	0.42
11:AL:106:VAL:CG2	11:AL:116:TYR:HB3	2.49	0.42
13:AN:49:THR:O	13:AN:50:LEU:HB3	2.20	0.42
13:AN:50:LEU:HG	13:AN:51:PRO:CD	2.49	0.42
15:AP:28:ARG:CD	15:AP:28:ARG:N	2.82	0.42
23:BB:15:G:O2'	23:BB:16:C:H5'	2.19	0.42
23:BB:141:G:H5''	23:BB:142:A:N7	2.35	0.42

Continued on next page...

Continued from previous page...

Atom-1	Atom-2	Interatomic distance (Å)	Clash overlap (Å)
23:BB:345:A:C1'	23:BB:346:A:H2	2.24	0.42
23:BB:392:U:H2'	23:BB:393:C:H6	1.84	0.42
23:BB:490:C:H3'	23:BB:491:G:H5''	2.01	0.42
23:BB:533:G:H5'	44:BQ:23:TYR:CE2	2.54	0.42
23:BB:587:C:H4'	23:BB:588:U:C6	2.55	0.42
23:BB:649:G:H2'	23:BB:650:C:H6	1.82	0.42
23:BB:674:G:HO2'	29:BE:60:TRP:HH2	1.65	0.42
23:BB:682:G:H5'	36:B2:26:ASN:OD1	2.19	0.42
23:BB:950:G:H2'	23:BB:951:C:C6	2.55	0.42
23:BB:1021:A:O2'	23:BB:1023:U:H5'	2.20	0.42
23:BB:1454:C:O2	23:BB:1454:C:O4'	2.35	0.42
23:BB:1582:C:H3'	23:BB:1583:A:C8	2.54	0.42
23:BB:1723:G:H2'	23:BB:1724:G:H5'	2.02	0.42
23:BB:1794:A:O2'	23:BB:1795:C:H5'	2.19	0.42
23:BB:1803:A:H2'	23:BB:1804:C:O4'	2.19	0.42
23:BB:1924:C:H6	23:BB:1924:C:O5'	2.03	0.42
23:BB:2379:G:H2'	23:BB:2380:C:C6	2.55	0.42
23:BB:2745:C:H3'	23:BB:2746:U:C6	2.55	0.42
25:BC:94:LEU:HD13	25:BC:100:ARG:HH11	1.85	0.42
26:BD:18:ASP:OD1	26:BD:19:GLY:N	2.53	0.42
27:BK:109:SER:O	27:BK:113:MET:HG2	2.19	0.42
30:BY:8:GLN:O	30:BY:10:ARG:N	2.52	0.42
34:B3:37:THR:HA	34:B3:40:LYS:CE	2.48	0.42
38:BM:67:VAL:HG13	38:BM:102:LEU:HA	2.01	0.42
38:BM:112:LEU:O	38:BM:113:ALA:C	2.57	0.42
40:BH:90:LEU:HD11	40:BH:124:THR:O	2.20	0.42
40:BH:94:ILE:HG22	40:BH:99:ILE:CD1	2.49	0.42
40:BH:132:PHE:O	40:BH:140:ALA:HB3	2.20	0.42
41:BJ:114:LEU:O	41:BJ:118:MET:HG3	2.20	0.42
43:BO:26:LEU:O	43:BO:26:LEU:HG	2.19	0.42
43:BO:30:ARG:HB3	43:BO:97:PHE:CE1	2.55	0.42
45:BS:73:LYS:HD2	45:BS:73:LYS:HA	1.85	0.42
47:BF:174:PHE:HB3	47:BF:176:PHE:HD1	1.84	0.42
50:BT:2:ILE:N	50:BT:2:ILE:HD13	2.33	0.42
51:BZ:29:PHE:CD1	51:BZ:29:PHE:N	2.88	0.42
51:BZ:51:VAL:HG12	51:BZ:52:SER:H	1.83	0.42
5:CF:4:TYR:CD2	5:CF:71:ILE:HG21	2.54	0.42
5:CF:29:ILE:HG22	5:CF:34:GLY:CA	2.45	0.42
8:CI:44:ARG:HH11	8:CI:44:ARG:HG2	1.85	0.42
8:CI:80:HIS:O	8:CI:83:THR:HG22	2.19	0.42
11:CL:79:ILE:HD12	11:CL:96:THR:HG22	2.00	0.42

Continued on next page...

Continued from previous page...

Atom-1	Atom-2	Interatomic distance (Å)	Clash overlap (Å)
11:CL:98:ARG:CB	11:CL:116:TYR:HA	2.47	0.42
12:CM:38:ILE:HG13	12:CM:55:LEU:CD2	2.49	0.42
13:CN:66:THR:HG22	1:CA:1203:C:H4'	2.00	0.42
15:CP:20:VAL:HG23	15:CP:34:GLU:O	2.20	0.42
17:CR:31:TYR:C	17:CR:39:VAL:HG22	2.40	0.42
20:CB:119:GLN:HB3	20:CB:119:GLN:HE21	1.66	0.42
1:CA:102:G:H2'	1:CA:103:U:C6	2.53	0.42
1:CA:108:G:O4'	1:CA:108:G:N3	2.52	0.42
1:CA:537:G:H2'	1:CA:538:G:C8	2.55	0.42
1:CA:665:A:H2'	1:CA:725:G:N2	2.35	0.42
1:CA:911:U:H2'	1:CA:912:C:C6	2.55	0.42
1:CA:1133:G:H2'	1:CA:1134:G:H8	1.85	0.42
1:CA:1296:C:H4'	1:CA:1302:C:H41	1.84	0.42
1:CA:1426:G:H2'	1:CA:1427:C:C6	2.54	0.42
22:DA:13:G:H1'	22:DA:69:G:N2	2.35	0.42
22:DA:54:G:O2'	22:DA:55:U:H5'	2.20	0.42
23:DB:416:U:H2'	23:DB:417:C:H6	1.81	0.42
23:DB:470:A:N6	50:DT:72:GLN:HE22	2.12	0.42
23:DB:637:A:H4'	23:DB:638:G:O5'	2.19	0.42
23:DB:1433:A:H2'	23:DB:1434:A:O4'	2.19	0.42
23:DB:1480:C:O2'	23:DB:1481:U:H5'	2.19	0.42
23:DB:1506:U:H2'	23:DB:1507:C:C6	2.54	0.42
23:DB:2026:U:H2'	23:DB:2027:G:C8	2.55	0.42
23:DB:2262:U:H4'	23:DB:2328:A:H2	1.85	0.42
23:DB:2600:A:O2'	23:DB:2601:C:H5'	2.19	0.42
24:DI:131:THR:O	24:DI:135:MET:HG3	2.19	0.42
28:DP:6:GLN:HA	28:DP:9:GLN:CG	2.49	0.42
29:DE:48:THR:HG23	29:DE:51:GLU:CG	2.49	0.42
29:DE:62:GLN:HG2	29:DE:63:LYS:HG3	2.00	0.42
29:DE:152:GLU:O	29:DE:153:LEU:HB3	2.19	0.42
31:D0:39:ARG:HG3	31:D0:39:ARG:NH1	2.34	0.42
32:D4:2:LYS:O	32:D4:35:GLN:HA	2.20	0.42
34:D3:31:ILE:O	34:D3:31:ILE:HG23	2.19	0.42
37:DL:103:ILE:H	37:DL:103:ILE:CD1	2.24	0.42
39:DX:45:GLN:O	39:DX:47:ARG:N	2.49	0.42
40:DH:109:GLU:O	40:DH:110:VAL:C	2.58	0.42
42:DN:101:GLY:O	42:DN:102:PHE:HB2	2.19	0.42
43:DO:26:LEU:O	43:DO:26:LEU:HG	2.20	0.42
49:DR:18:GLN:O	49:DR:98:ILE:HD13	2.19	0.42
50:DT:69:ARG:NE	50:DT:70:HIS:H	2.18	0.42
51:DZ:20:HIS:CD2	51:DZ:21:ALA:H	2.38	0.42

Continued on next page...

Continued from previous page...

Atom-1	Atom-2	Interatomic distance (Å)	Clash overlap (Å)
53:D6:48:ALA:O	53:D6:50:VAL:HG22	2.20	0.42
1:AA:58:C:O2'	1:AA:59:A:H5'	2.20	0.42
1:AA:251:G:N2	1:AA:266:G:O6	2.52	0.42
1:AA:376:G:O2'	1:AA:377:G:H5'	2.19	0.42
1:AA:429:U:C3'	3:AD:8:LEU:HD23	2.46	0.42
1:AA:564:C:H1'	16:AQ:32:ILE:O	2.20	0.42
1:AA:602:A:H2'	1:AA:603:U:C6	2.54	0.42
1:AA:810:C:O2'	1:AA:811:C:H5'	2.20	0.42
1:AA:812:G:OP1	1:AA:812:G:C4'	2.65	0.42
1:AA:940:C:H2'	1:AA:941:G:C8	2.55	0.42
1:AA:1028:C:H3'	1:AA:1029:U:N3	2.35	0.42
1:AA:1296:C:H4'	1:AA:1302:C:H41	1.84	0.42
3:AD:156:ALA:O	3:AD:159:GLU:HB2	2.19	0.42
7:AH:4:ASP:CG	7:AH:76:ARG:HH12	2.23	0.42
9:AJ:31:ARG:HE	9:AJ:31:ARG:HB2	1.53	0.42
12:AM:75:SER:O	12:AM:78:ARG:HB3	2.20	0.42
21:AU:42:THR:C	21:AU:46:ARG:HG3	2.39	0.42
22:BA:51:G:OP2	43:BO:64:TYR:HD2	2.02	0.42
22:BA:78:A:H2'	22:BA:79:G:O4'	2.20	0.42
22:BA:92:C:O2'	22:BA:93:C:H5'	2.20	0.42
23:BB:142:A:H8	23:BB:142:A:OP2	2.02	0.42
23:BB:162:U:OP1	23:BB:162:U:H6	2.03	0.42
23:BB:299:A:H2	23:BB:319:G:N3	2.18	0.42
23:BB:355:U:H2'	23:BB:356:G:C8	2.55	0.42
23:BB:1408:G:H2'	23:BB:1409:U:C6	2.54	0.42
23:BB:1418:G:C2'	23:BB:1580:A:H61	2.32	0.42
23:BB:1912:A:H61	23:BB:1918:A:H1'	1.84	0.42
23:BB:1987:A:H2'	23:BB:1988:G:H8	1.84	0.42
23:BB:2390:U:H3'	34:B3:34:LYS:HZ1	1.84	0.42
23:BB:2730:C:H2'	23:BB:2731:G:H8	1.83	0.42
23:BB:2893:A:C3'	23:BB:2894:G:H5'	2.50	0.42
25:BC:134:ILE:CD1	25:BC:163:ILE:HG13	2.50	0.42
27:BK:42:THR:O	27:BK:43:ILE:C	2.58	0.42
28:BP:52:ARG:HB2	28:BP:55:HIS:O	2.19	0.42
29:BE:2:GLU:HA	29:BE:2:GLU:OE1	2.19	0.42
37:BL:132:ARG:HA	37:BL:135:ILE:HG21	2.02	0.42
45:BS:44:ALA:C	45:BS:46:LEU:H	2.23	0.42
49:BR:64:VAL:O	49:BR:95:ASP:HB2	2.20	0.42
50:BT:21:SER:O	50:BT:25:GLU:N	2.53	0.42
50:BT:68:LYS:O	50:BT:69:ARG:HB3	2.19	0.42
52:BW:42:THR:O	52:BW:43:LYS:HD3	2.19	0.42

Continued on next page...

Continued from previous page...

Atom-1	Atom-2	Interatomic distance (Å)	Clash overlap (Å)
52:BW:46:ALA:O	52:BW:49:ASN:O	2.38	0.42
53:B6:77:LYS:O	53:B6:81:LYS:HG2	2.20	0.42
53:B6:133:ARG:O	53:B6:136:ALA:HB3	2.20	0.42
2:CC:128:MET:HB2	2:CC:131:ARG:HH11	1.85	0.42
2:CC:146:LYS:HE3	2:CC:202:PHE:HE2	1.85	0.42
2:CC:155:ARG:HD2	2:CC:155:ARG:HA	1.66	0.42
8:CI:56:MET:C	8:CI:58:GLU:N	2.73	0.42
8:CI:83:THR:OG1	8:CI:97:LEU:HD22	2.19	0.42
13:CN:60:ARG:HG3	13:CN:62:ARG:CG	2.49	0.42
19:CT:2:ASN:CG	19:CT:3:ILE:N	2.73	0.42
20:CB:68:PHE:HA	20:CB:161:PHE:O	2.19	0.42
20:CB:96:LEU:HD22	1:CA:1103:C:OP1	2.19	0.42
20:CB:116:LEU:HD23	20:CB:116:LEU:HA	1.88	0.42
1:CA:596:A:H2'	1:CA:597:G:H8	1.85	0.42
1:CA:830:G:H2'	1:CA:831:A:C8	2.55	0.42
1:CA:1257:A:H3'	1:CA:1258:G:H5'	2.01	0.42
1:CA:1426:G:O2'	1:CA:1427:C:H5'	2.20	0.42
23:DB:204:A:H4'	23:DB:205:G:OP1	2.19	0.42
23:DB:534:U:H5'	44:DQ:41:ALA:HB1	2.02	0.42
23:DB:660:C:H2'	23:DB:661:A:H8	1.83	0.42
23:DB:752:A:C6	23:DB:1781:U:H1'	2.55	0.42
23:DB:1198:U:O2'	44:DQ:3:VAL:HG13	2.20	0.42
23:DB:1275:A:N6	23:DB:1296:G:C4'	2.83	0.42
23:DB:1567:G:H2'	25:DC:84:PRO:HG3	2.02	0.42
23:DB:1723:G:C4	23:DB:1724:G:C8	3.07	0.42
23:DB:1936:A:C2	23:DB:1943:U:H5	2.37	0.42
23:DB:2098:U:H2'	23:DB:2099:U:O4'	2.19	0.42
23:DB:2236:U:O2'	23:DB:2237:G:H5'	2.19	0.42
23:DB:2329:U:H2'	23:DB:2330:G:H8	1.85	0.42
23:DB:2497:A:H5''	56:DB:3702:HOH:O	2.20	0.42
23:DB:2838:G:C4	23:DB:2839:G:C8	3.08	0.42
27:DK:64:ARG:HG2	27:DK:79:PHE:CG	2.54	0.42
27:DK:102:PRO:CA	27:DK:120:PRO:HB3	2.44	0.42
28:DP:23:ASP:HA	28:DP:88:ARG:HA	2.02	0.42
29:DE:4:VAL:HG12	29:DE:6:LYS:N	2.35	0.42
30:DY:7:THR:HG22	30:DY:9:THR:H	1.85	0.42
34:D3:37:THR:HA	34:D3:40:LYS:CE	2.49	0.42
34:D3:54:LEU:O	34:D3:58:ILE:HG13	2.19	0.42
35:DV:10:LYS:C	35:DV:11:GLU:HG3	2.40	0.42
38:DM:42:THR:C	38:DM:44:ARG:N	2.72	0.42
40:DH:59:ALA:O	40:DH:62:LEU:HD22	2.20	0.42

Continued on next page...

Continued from previous page...

Atom-1	Atom-2	Interatomic distance (Å)	Clash overlap (Å)
42:DN:118:ARG:HE	42:DN:118:ARG:HB3	1.63	0.42
47:DF:34:THR:O	47:DF:35:LEU:O	2.37	0.42
47:DF:64:PRO:HA	47:DF:88:VAL:HG21	2.00	0.42
52:DW:28:GLU:H	52:DW:31:LEU:HG	1.84	0.42
53:D6:150:SER:O	53:D6:151:GLU:C	2.57	0.42
1:AA:68:G:H5'	1:AA:171:A:H1'	2.02	0.42
1:AA:113:G:H2'	1:AA:114:U:H6	1.83	0.42
1:AA:300:A:H1'	1:AA:565:U:O2	2.20	0.42
1:AA:386:C:C2'	1:AA:387:U:H5'	2.50	0.42
1:AA:1382:C:H4'	6:AG:78:ARG:NH1	2.34	0.42
4:AE:125:LYS:HD2	4:AE:126:ALA:N	2.35	0.42
4:AE:156:ARG:HA	4:AE:158:LYS:HZ3	1.81	0.42
8:AI:26:LYS:H	8:AI:61:ASP:HB3	1.84	0.42
10:AK:91:GLY:HA2	10:AK:94:SER:HB3	2.00	0.42
11:AL:2:THR:H	11:AL:5:GLN:HE21	1.66	0.42
11:AL:45:ASN:N	11:AL:45:ASN:HD22	2.18	0.42
20:AB:112:ARG:HA	20:AB:115:ASP:OD2	2.20	0.42
20:AB:124:THR:C	20:AB:127:LYS:HE2	2.40	0.42
22:BA:100:G:N2	23:BB:863:A:O3'	2.51	0.42
23:BB:207:A:H2'	23:BB:208:C:O4'	2.20	0.42
23:BB:215:G:H4'	23:BB:216:A:OP1	2.20	0.42
23:BB:755:U:H2'	23:BB:756:A:C8	2.55	0.42
23:BB:1785:A:H2'	23:BB:1787:A:N7	2.34	0.42
23:BB:2641:G:H5''	41:BJ:78:THR:HB	2.02	0.42
23:BB:2815:C:HO2'	31:B0:40:HIS:CE1	2.37	0.42
28:BP:89:GLY:HA2	28:BP:111:GLU:HA	2.02	0.42
37:BL:129:LYS:HA	37:BL:132:ARG:HG2	2.01	0.42
40:BH:89:LYS:HB3	40:BH:90:LEU:H	1.62	0.42
41:BJ:73:VAL:HG23	41:BJ:74:TYR:N	2.29	0.42
42:BN:31:HIS:C	42:BN:33:ILE:H	2.23	0.42
42:BN:43:GLU:O	42:BN:47:VAL:HG23	2.20	0.42
47:BF:34:THR:OG1	47:BF:154:THR:HB	2.19	0.42
49:BR:78:ARG:HH21	49:BR:78:ARG:HG3	1.85	0.42
50:BT:83:ALA:O	50:BT:84:TYR:HB2	2.19	0.42
53:B6:146:GLU:C	53:B6:148:HIS:H	2.22	0.42
2:CC:57:GLU:HB2	2:CC:64:ARG:CB	2.50	0.42
2:CC:166:TRP:HB3	2:CC:167:TYR:H	1.63	0.42
2:CC:193:GLY:H	1:CA:1206:G:C4'	2.32	0.42
3:CD:149:LYS:HD3	3:CD:177:MET:CG	2.50	0.42
6:CG:70:PRO:HA	6:CG:141:HIS:CE1	2.55	0.42
8:CI:20:ILE:HG23	8:CI:60:LEU:HD12	2.02	0.42

Continued on next page...

Continued from previous page...

Atom-1	Atom-2	Interatomic distance (Å)	Clash overlap (Å)
9:CJ:12:ALA:N	9:CJ:18:ILE:HD13	2.35	0.42
9:CJ:41:PRO:HG2	9:CJ:42:LEU:H	1.85	0.42
12:CM:56:ARG:HA	12:CM:59:VAL:HG12	2.02	0.42
13:CN:26:LEU:HA	13:CN:29:ILE:HD12	2.02	0.42
13:CN:61:ASN:O	13:CN:62:ARG:HB2	2.19	0.42
19:CT:64:GLY:O	19:CT:66:ILE:N	2.53	0.42
1:CA:123:U:OP1	1:CA:312:C:H5'	2.20	0.42
1:CA:251:G:N2	1:CA:266:G:O6	2.53	0.42
1:CA:291:U:O2'	1:CA:292:G:H5'	2.20	0.42
1:CA:1102:A:H2'	1:CA:1103:C:C6	2.55	0.42
22:DA:46:A:H2'	22:DA:47:C:O4'	2.20	0.42
23:DB:20:C:O2'	23:DB:21:A:H5'	2.18	0.42
23:DB:200:U:H4'	51:DZ:22:LEU:HB2	2.02	0.42
23:DB:381:G:O2'	23:DB:382:A:H5'	2.20	0.42
23:DB:1173:U:O2	23:DB:1176:U:O4	2.38	0.42
23:DB:1213:A:C6	23:DB:1237:A:H1'	2.55	0.42
23:DB:1439:A:H1'	23:DB:1553:A:N6	2.35	0.42
23:DB:1934:C:H4'	23:DB:1974:C:O3'	2.20	0.42
23:DB:2297:A:N6	23:DB:2319:G:H1'	2.34	0.42
23:DB:2461:A:H2'	23:DB:2462:C:H6	1.79	0.42
23:DB:2811:G:P	26:DD:62:LYS:HD2	2.60	0.42
23:DB:2843:G:O2'	23:DB:2844:G:H5'	2.19	0.42
25:DC:175:LEU:HG	25:DC:181:ARG:HB2	2.00	0.42
25:DC:249:VAL:O	25:DC:250:GLN:C	2.58	0.42
26:DD:8:LYS:HG2	26:DD:9:VAL:N	2.34	0.42
27:DK:24:VAL:HG13	27:DK:33:ALA:HB2	2.01	0.42
27:DK:58:LEU:HD23	27:DK:58:LEU:N	2.35	0.42
27:DK:59:LYS:HE3	27:DK:89:ASN:ND2	2.35	0.42
27:DK:63:VAL:HG21	27:DK:85:VAL:HG23	2.01	0.42
27:DK:120:PRO:HA	28:DP:65:ASN:ND2	2.35	0.42
28:DP:62:LYS:HB3	28:DP:69:VAL:CG2	2.50	0.42
35:DV:65:VAL:O	35:DV:67:GLY:N	2.52	0.42
41:DJ:64:VAL:O	41:DJ:65:THR:CB	2.68	0.42
44:DQ:9:ALA:O	44:DQ:11:ALA:N	2.53	0.42
44:DQ:87:VAL:HG12	44:DQ:89:ILE:HD13	2.02	0.42
46:DU:81:ARG:HB3	46:DU:82:VAL:H	1.67	0.42
47:DF:118:ALA:HA	47:DF:176:PHE:CE2	2.55	0.42
47:DF:148:VAL:HG23	47:DF:149:ARG:N	2.34	0.42
50:DT:12:ARG:O	50:DT:13:ALA:HB2	2.20	0.42
1:AA:179:A:H2'	1:AA:180:U:O4'	2.20	0.42
1:AA:554:A:H2'	1:AA:555:U:H6	1.84	0.42

Continued on next page...

Continued from previous page...

Atom-1	Atom-2	Interatomic distance (Å)	Clash overlap (Å)
1:AA:730:G:O2'	1:AA:766:A:H5'	2.20	0.42
1:AA:1230:C:H2'	1:AA:1231:G:H8	1.85	0.42
1:AA:1323:G:H4'	1:AA:1362:A:C5	2.54	0.42
1:AA:1426:G:H2'	1:AA:1427:C:H6	1.85	0.42
1:AA:1468:A:O2'	1:AA:1469:C:H5'	2.20	0.42
2:AC:55:VAL:HG12	2:AC:56:ILE:N	2.35	0.42
3:AD:36:ALA:O	3:AD:38:GLY:N	2.53	0.42
3:AD:194:ILE:O	3:AD:194:ILE:HG23	2.20	0.42
4:AE:48:GLY:HA3	4:AE:66:ALA:HB2	2.01	0.42
4:AE:131:ASN:HD22	4:AE:134:ASN:H	1.67	0.42
6:AG:144:ALA:C	6:AG:146:ALA:N	2.74	0.42
18:AS:45:GLY:HA2	18:AS:60:PHE:CD1	2.55	0.42
19:AT:84:LYS:HD2	19:AT:84:LYS:N	2.35	0.42
23:BB:40:U:O2'	23:BB:41:C:H5'	2.19	0.42
23:BB:81:G:H2'	23:BB:82:U:O4'	2.20	0.42
23:BB:926:G:H2'	23:BB:927:A:C8	2.54	0.42
23:BB:1281:G:O2'	23:BB:1282:U:H5'	2.20	0.42
23:BB:1351:C:H2'	23:BB:1352:U:O4'	2.20	0.42
23:BB:1396:U:O2	23:BB:1396:U:O4'	2.36	0.42
23:BB:1443:U:H2'	23:BB:1444:G:C8	2.55	0.42
23:BB:2191:A:H2'	23:BB:2192:U:O4'	2.19	0.42
23:BB:2292:U:H2'	23:BB:2293:G:C8	2.55	0.42
23:BB:2461:A:H2'	23:BB:2462:C:H6	1.83	0.42
23:BB:2503:A:N3	23:BB:2503:A:H5'	2.35	0.42
23:BB:2598:A:OP1	25:BC:233:GLY:HA2	2.20	0.42
23:BB:2698:U:H2'	23:BB:2699:C:C6	2.55	0.42
25:BC:270:ARG:HG2	25:BC:271:SER:N	2.34	0.42
26:BD:114:LYS:HE3	26:BD:116:LYS:NZ	2.35	0.42
29:BE:46:GLN:HG3	29:BE:87:ALA:CB	2.49	0.42
31:B0:3:GLN:HE21	31:B0:3:GLN:HB3	1.63	0.42
33:B1:31:GLU:H	33:B1:31:GLU:CD	2.23	0.42
38:BM:50:ARG:O	38:BM:53:MET:HB3	2.19	0.42
38:BM:52:ALA:HB2	38:BM:123:LYS:HE3	2.01	0.42
39:BX:35:GLY:O	39:BX:36:GLN:O	2.38	0.42
40:BH:78:VAL:HB	40:BH:143:ILE:HG13	2.01	0.42
40:BH:139:PHE:O	40:BH:140:ALA:HB2	2.20	0.42
41:BJ:40:HIS:ND1	41:BJ:41:LYS:N	2.67	0.42
42:BN:38:LEU:O	42:BN:42:LYS:HG3	2.19	0.42
44:BQ:64:ILE:HD12	44:BQ:95:ALA:HB1	2.02	0.42
47:BF:71:LYS:HZ3	47:BF:73:VAL:HB	1.84	0.42
47:BF:79:ARG:HE	47:BF:79:ARG:N	2.18	0.42

Continued on next page...

Continued from previous page...

Atom-1	Atom-2	Interatomic distance (Å)	Clash overlap (Å)
47:BF:105:ILE:O	47:BF:109:ARG:HB2	2.20	0.42
48:BG:23:ILE:O	48:BG:34:ARG:HA	2.20	0.42
52:BW:8:SER:O	52:BW:9:THR:CB	2.67	0.42
52:BW:24:ARG:CZ	52:BW:65:LYS:HE3	2.50	0.42
52:BW:32:ALA:O	52:BW:34:SER:N	2.52	0.42
53:B6:147:LEU:HB2	53:B6:149:LEU:CD2	2.50	0.42
2:CC:137:VAL:HG13	2:CC:148:ILE:CG2	2.50	0.42
2:CC:181:ILE:HD12	2:CC:181:ILE:N	2.35	0.42
6:CG:129:ASN:HD22	6:CG:137:ARG:HH22	1.68	0.42
7:CH:36:ALA:HA	7:CH:39:LEU:HD12	2.02	0.42
7:CH:63:LYS:CD	7:CH:70:VAL:HG21	2.50	0.42
13:CN:12:ARG:HH21	13:CN:58:ARG:NH1	2.15	0.42
14:CO:89:ARG:NH2	23:DB:715:A:H5'	2.30	0.42
15:CP:51:ARG:HG2	15:CP:51:ARG:NH1	2.35	0.42
17:CR:44:THR:OG1	17:CR:46:THR:HG22	2.19	0.42
20:CB:94:ARG:HG2	20:CB:94:ARG:O	2.19	0.42
20:CB:145:ASN:N	20:CB:145:ASN:ND2	2.68	0.42
1:CA:114:U:O2'	1:CA:115:G:H5'	2.20	0.42
1:CA:201:G:O2'	1:CA:202:G:H5'	2.20	0.42
1:CA:678:U:O2'	1:CA:679:C:H5'	2.19	0.42
1:CA:735:C:H2'	1:CA:736:C:H6	1.85	0.42
1:CA:747:A:C4	1:CA:748:G:H1'	2.55	0.42
1:CA:748:G:H2'	1:CA:749:A:H8	1.85	0.42
1:CA:1144:G:N2	1:CA:1146:A:H62	2.17	0.42
1:CA:1163:A:O2'	1:CA:1164:G:H5'	2.20	0.42
1:CA:1314:C:H2'	1:CA:1315:U:H6	1.84	0.42
1:CA:1526:G:P	21:CU:38:GLU:HB3	2.59	0.42
22:DA:31:C:C2	22:DA:32:U:C5	3.08	0.42
23:DB:208:C:H2'	23:DB:209:C:H6	1.83	0.42
23:DB:244:A:H2'	23:DB:245:G:O4'	2.19	0.42
23:DB:360:U:H2'	23:DB:361:G:O4'	2.20	0.42
23:DB:711:G:O2'	23:DB:712:G:H5'	2.20	0.42
23:DB:738:G:H2'	23:DB:739:A:C8	2.55	0.42
23:DB:796:C:H2'	23:DB:797:G:C8	2.55	0.42
23:DB:1348:C:C3'	23:DB:1349:C:H5'	2.50	0.42
23:DB:1424:G:H2'	23:DB:1425:G:C8	2.54	0.42
23:DB:1581:G:O2'	23:DB:1582:C:H5'	2.20	0.42
23:DB:2075:U:H2'	23:DB:2238:G:N2	2.35	0.42
23:DB:2233:U:H2'	23:DB:2234:G:C8	2.55	0.42
23:DB:2291:U:H2'	23:DB:2292:U:H6	1.79	0.42
23:DB:2457:U:O2'	23:DB:2458:G:H5'	2.19	0.42

Continued on next page...

Continued from previous page...

Atom-1	Atom-2	Interatomic distance (Å)	Clash overlap (Å)
23:DB:2628:C:O2'	23:DB:2781:A:H2'	2.19	0.42
23:DB:2784:U:H2'	23:DB:2785:C:C6	2.55	0.42
25:DC:7:PRO:O	25:DC:9:SER:N	2.53	0.42
25:DC:74:PRO:HG2	25:DC:96:LYS:CG	2.49	0.42
26:DD:15:PHE:CD2	28:DP:77:SER:HA	2.55	0.42
26:DD:114:LYS:HE3	26:DD:116:LYS:CG	2.50	0.42
26:DD:187:LEU:HD21	26:DD:203:VAL:HG21	2.01	0.42
27:DK:10:VAL:HG12	27:DK:12:ASP:H	1.85	0.42
27:DK:13:ASN:HD21	27:DK:98:ARG:H	1.68	0.42
28:DP:89:GLY:HA2	28:DP:111:GLU:HA	2.02	0.42
30:DY:12:ALA:HB2	30:DY:53:MET:CE	2.49	0.42
37:DL:109:LYS:HB2	37:DL:111:ILE:HD11	2.02	0.42
38:DM:67:VAL:HG13	38:DM:102:LEU:HA	2.00	0.42
41:DJ:23:LYS:CE	41:DJ:142:ILE:HG12	2.50	0.42
41:DJ:74:TYR:HB2	41:DJ:87:ALA:O	2.20	0.42
42:DN:24:MET:CG	42:DN:44:LEU:HD22	2.50	0.42
42:DN:106:ASP:C	42:DN:108:ALA:N	2.70	0.42
44:DQ:94:LEU:O	44:DQ:97:ILE:HG23	2.19	0.42
46:DU:3:LYS:HD3	46:DU:82:VAL:HB	2.02	0.42
47:DF:48:LEU:HD23	47:DF:48:LEU:N	2.35	0.42
48:DG:23:ILE:O	48:DG:34:ARG:HA	2.20	0.42
48:DG:60:GLY:O	48:DG:62:ALA:N	2.53	0.42
49:DR:49:ILE:HG21	49:DR:54:VAL:N	2.34	0.42
50:DT:1:MET:HB2	50:DT:2:ILE:H	1.59	0.42
52:DW:22:VAL:HA	52:DW:68:PHE:HE2	1.84	0.42
53:D6:171:LYS:HZ3	53:D6:175:LEU:HD21	1.85	0.42
1:AA:647:C:H2'	1:AA:648:A:H8	1.84	0.41
1:AA:929:G:O2'	1:AA:930:C:H5'	2.19	0.41
1:AA:1085:U:H3'	1:AA:1086:U:C6	2.55	0.41
2:AC:137:VAL:HG13	2:AC:148:ILE:CG2	2.50	0.41
3:AD:10:LEU:HD22	3:AD:62:ARG:CZ	2.50	0.41
4:AE:114:LEU:HD13	4:AE:122:VAL:HG21	2.02	0.41
4:AE:151:MET:O	4:AE:154:ALA:HB3	2.19	0.41
5:AF:3:HIS:CD2	5:AF:3:HIS:N	2.87	0.41
7:AH:9:MET:O	7:AH:13:ILE:HG13	2.20	0.41
7:AH:14:ARG:HE	7:AH:75:GLN:NE2	2.18	0.41
11:AL:17:LYS:HD2	11:AL:17:LYS:C	2.40	0.41
11:AL:28:GLN:HE21	11:AL:28:GLN:HB3	1.57	0.41
16:AQ:30:HIS:C	16:AQ:32:ILE:H	2.23	0.41
16:AQ:32:ILE:HG23	16:AQ:33:TYR:CD2	2.55	0.41
20:AB:98:GLY:C	20:AB:100:LEU:H	2.23	0.41

Continued on next page...

Continued from previous page...

Atom-1	Atom-2	Interatomic distance (Å)	Clash overlap (Å)
22:BA:13:G:H2'	22:BA:70:C:O2'	2.20	0.41
23:BB:587:C:C6	23:BB:671:C:H1'	2.54	0.41
23:BB:922:C:HO2'	52:BW:25:PHE:HZ	1.64	0.41
23:BB:1278:C:O2'	23:BB:1279:G:H5'	2.20	0.41
23:BB:1439:A:C6	23:BB:1552:A:C5	3.08	0.41
23:BB:1454:C:O2	42:BN:63:ARG:HG2	2.19	0.41
23:BB:1910:G:C5	23:BB:1921:G:N2	2.88	0.41
23:BB:2346:A:O4'	23:BB:2383:G:O4'	2.38	0.41
23:BB:2380:C:H2'	23:BB:2381:A:C8	2.54	0.41
23:BB:2390:U:H3'	34:B3:34:LYS:NZ	2.35	0.41
23:BB:2839:G:H2'	23:BB:2840:C:C6	2.55	0.41
25:BC:43:ASN:ND2	25:BC:44:ASN:N	2.65	0.41
25:BC:132:ARG:O	25:BC:132:ARG:HG3	2.19	0.41
26:BD:35:THR:N	26:BD:49:GLN:O	2.53	0.41
27:BK:115:ILE:C	27:BK:117:SER:N	2.74	0.41
29:BE:37:ALA:C	29:BE:39:ALA:N	2.73	0.41
29:BE:147:LEU:HD12	29:BE:149:ILE:HB	2.01	0.41
34:B3:21:PHE:CE1	34:B3:58:ILE:HG12	2.55	0.41
38:BM:42:THR:C	38:BM:44:ARG:N	2.73	0.41
42:BN:76:VAL:HA	42:BN:79:LEU:HD12	2.00	0.41
44:BQ:89:ILE:HB	49:BR:11:GLN:NE2	2.34	0.41
45:BS:24:ILE:O	45:BS:25:ARG:C	2.58	0.41
46:BU:11:ILE:O	46:BU:12:VAL:CB	2.68	0.41
47:BF:89:THR:O	47:BF:91:ARG:CZ	2.68	0.41
47:BF:169:LEU:HA	47:BF:172:PHE:HD2	1.84	0.41
50:BT:11:LEU:H	50:BT:11:LEU:CD2	2.16	0.41
51:BZ:70:GLU:HA	51:BZ:73:ALA:CB	2.50	0.41
52:BW:39:GLN:O	52:BW:56:HIS:HB3	2.20	0.41
52:BW:49:ASN:CB	52:BW:81:ILE:HG12	2.50	0.41
53:B6:2:THR:OG1	53:B6:5:GLU:HG3	2.20	0.41
3:CD:61:ARG:HG3	3:CD:71:PHE:CG	2.55	0.41
3:CD:149:LYS:HD3	3:CD:177:MET:HG2	2.02	0.41
4:CE:148:SER:HB2	4:CE:149:PRO:HD2	2.02	0.41
10:CK:113:THR:HG21	21:CU:28:LEU:CD1	2.49	0.41
14:CO:70:LEU:HD12	14:CO:78:TYR:HB2	2.01	0.41
16:CQ:28:VAL:O	16:CQ:36:PHE:HA	2.20	0.41
18:CS:40:PHE:HB3	18:CS:41:PRO:HD2	2.01	0.41
18:CS:45:GLY:HA2	18:CS:60:PHE:CD1	2.55	0.41
20:CB:10:LYS:CB	20:CB:211:LEU:HD21	2.50	0.41
20:CB:14:HIS:ND1	20:CB:15:PHE:N	2.67	0.41
20:CB:45:THR:HG22	20:CB:49:PHE:CE1	2.55	0.41

Continued on next page...

Continued from previous page...

Atom-1	Atom-2	Interatomic distance (Å)	Clash overlap (Å)
1:CA:537:G:H2'	1:CA:538:G:H8	1.85	0.41
1:CA:633:G:H2'	1:CA:634:C:H6	1.85	0.41
1:CA:663:A:H5'	1:CA:836:G:OP1	2.19	0.41
1:CA:784:A:H2'	1:CA:785:G:H8	1.84	0.41
1:CA:947:G:H2'	1:CA:948:C:H6	1.85	0.41
1:CA:1263:C:H2'	1:CA:1264:U:H6	1.85	0.41
23:DB:696:G:O2'	23:DB:697:G:H5'	2.20	0.41
23:DB:925:A:O2'	23:DB:926:G:H5'	2.20	0.41
23:DB:1060:U:O4	24:DI:131:THR:HG22	2.20	0.41
23:DB:1068:G:C6	23:DB:1069:A:N6	2.88	0.41
23:DB:1317:G:H2'	23:DB:1318:U:C6	2.54	0.41
23:DB:1565:C:H5''	25:DC:17:LYS:HZ3	1.83	0.41
23:DB:1577:C:H2'	23:DB:1578:U:C6	2.55	0.41
23:DB:2022:U:O2'	23:DB:2617:U:H5'	2.20	0.41
23:DB:2023:C:O2'	23:DB:2024:G:H5'	2.19	0.41
23:DB:2056:G:H2'	23:DB:2056:G:N3	2.35	0.41
23:DB:2383:G:H2'	23:DB:2384:U:H6	1.85	0.41
23:DB:2766:A:H2'	23:DB:2766:A:N3	2.35	0.41
23:DB:2815:C:H2'	23:DB:2816:G:H8	1.84	0.41
26:DD:4:LEU:HD23	26:DD:101:PHE:CE1	2.55	0.41
26:DD:14:ILE:HG23	26:DD:14:ILE:O	2.20	0.41
26:DD:24:VAL:HA	26:DD:189:VAL:O	2.20	0.41
26:DD:31:ALA:HA	26:DD:96:ILE:O	2.20	0.41
26:DD:61:THR:O	26:DD:64:GLU:HB2	2.20	0.41
27:DK:76:VAL:HB	28:DP:72:VAL:CG2	2.50	0.41
28:DP:49:ILE:CD1	28:DP:50:ARG:HG2	2.50	0.41
29:DE:37:ALA:C	29:DE:39:ALA:N	2.73	0.41
29:DE:187:VAL:O	29:DE:188:MET:HB3	2.20	0.41
35:DV:63:ILE:HD12	35:DV:63:ILE:N	2.35	0.41
38:DM:26:VAL:HG21	38:DM:133:LYS:HA	2.00	0.41
38:DM:55:ARG:HG2	38:DM:55:ARG:O	2.20	0.41
40:DH:94:ILE:O	40:DH:94:ILE:HG22	2.20	0.41
40:DH:99:ILE:H	40:DH:99:ILE:HG13	1.64	0.41
40:DH:133:GLN:HA	40:DH:139:PHE:CA	2.49	0.41
41:DJ:96:ARG:N	41:DJ:97:PRO:HD3	2.34	0.41
46:DU:73:ASN:ND2	46:DU:74:ALA:N	2.68	0.41
47:DF:110:ILE:HD12	47:DF:112:ASP:CA	2.50	0.41
47:DF:127:TYR:HB2	47:DF:155:ILE:CD1	2.48	0.41
48:DG:82:PHE:HB2	48:DG:134:GLY:O	2.20	0.41
53:D6:73:GLN:O	53:D6:76:LEU:HB2	2.20	0.41
1:AA:117:G:H2'	1:AA:118:U:O4'	2.19	0.41

Continued on next page...

Continued from previous page...

Atom-1	Atom-2	Interatomic distance (Å)	Clash overlap (Å)
1:AA:366:A:H1'	1:AA:395:C:O2	2.20	0.41
1:AA:827:U:H2'	1:AA:870:U:O4	2.20	0.41
1:AA:903:G:H2'	1:AA:904:U:C6	2.55	0.41
1:AA:920:U:H2'	1:AA:921:U:H6	1.77	0.41
1:AA:966:G:H2'	1:AA:967:C:C6	2.55	0.41
1:AA:1053:G:H4'	1:AA:1054:C:H5'	2.03	0.41
4:AE:104:ILE:HD11	4:AE:114:LEU:HB2	2.01	0.41
11:AL:113:ARG:NH2	11:AL:120:ARG:HB3	2.35	0.41
13:AN:60:ARG:NH2	13:AN:69:PRO:HB3	2.36	0.41
22:BA:47:C:H5'	22:BA:48:U:OP2	2.20	0.41
23:BB:672:C:O2'	23:BB:673:C:H5'	2.20	0.41
23:BB:686:U:O2	36:B2:8:SER:HB3	2.20	0.41
23:BB:923:G:N3	52:BW:23:LYS:HE3	2.35	0.41
23:BB:947:A:H2'	23:BB:948:C:H6	1.85	0.41
23:BB:965:C:O2'	23:BB:2272:U:H6	2.02	0.41
23:BB:988:A:H2'	30:BY:13:ILE:HD11	2.02	0.41
23:BB:1007:C:H4'	41:BJ:110:PRO:HB3	2.02	0.41
23:BB:1080:A:H2'	23:BB:1081:U:C6	2.54	0.41
23:BB:1210:G:H5''	23:BB:1211:C:H3'	2.03	0.41
23:BB:1220:G:H2'	23:BB:1221:C:H6	1.85	0.41
23:BB:1228:G:O2'	23:BB:1229:C:H5'	2.20	0.41
23:BB:1607:C:H4'	23:BB:1608:A:O5'	2.20	0.41
23:BB:2049:G:O2'	23:BB:2050:C:H5'	2.19	0.41
23:BB:2060:A:HO2'	23:BB:2061:G:P	2.42	0.41
23:BB:2329:U:H2'	23:BB:2330:G:H8	1.85	0.41
23:BB:2371:G:C2'	23:BB:2372:U:H5''	2.48	0.41
23:BB:2372:U:H5'	23:BB:2372:U:H6	1.85	0.41
23:BB:2489:U:O2'	23:BB:2490:G:H5'	2.20	0.41
23:BB:2602:A:OP1	23:BB:2602:A:H3'	2.20	0.41
24:BI:32:VAL:HG22	24:BI:60:VAL:HG21	2.02	0.41
24:BI:91:LYS:O	24:BI:94:LYS:HB2	2.20	0.41
25:BC:29:PHE:C	25:BC:31:PRO:HD2	2.40	0.41
26:BD:131:ASP:C	26:BD:133:THR:H	2.23	0.41
28:BP:27:VAL:HG12	28:BP:29:VAL:HG13	2.01	0.41
28:BP:103:THR:H	28:BP:107:ALA:HB2	1.85	0.41
34:B3:20:GLY:HA3	34:B3:48:MET:CE	2.49	0.41
36:B2:9:VAL:HG13	36:B2:10:LEU:N	2.36	0.41
37:BL:6:LEU:HD23	37:BL:6:LEU:N	2.33	0.41
38:BM:2:LEU:HD11	38:BM:68:PHE:HE1	1.84	0.41
47:BF:134:GLN:HB3	47:BF:134:GLN:HE21	1.53	0.41
49:BR:41:ILE:HG12	49:BR:47:VAL:HB	2.02	0.41

Continued on next page...

Continued from previous page...

Atom-1	Atom-2	Interatomic distance (Å)	Clash overlap (Å)
53:B6:83:ILE:HG22	53:B6:90:LEU:N	2.32	0.41
6:CG:49:LEU:CD2	6:CG:60:ALA:HB1	2.43	0.41
6:CG:63:VAL:HA	6:CG:66:GLU:OE2	2.20	0.41
8:CI:34:LEU:HD11	8:CI:47:VAL:HG21	2.02	0.41
9:CJ:40:ILE:O	9:CJ:72:ARG:HA	2.20	0.41
9:CJ:41:PRO:HB2	1:CA:1151:A:O4'	2.19	0.41
12:CM:47:LEU:HD13	12:CM:48:SER:H	1.85	0.41
13:CN:1:ALA:H2	1:CA:1049:U:H5	1.69	0.41
15:CP:78:VAL:O	15:CP:78:VAL:HG13	2.19	0.41
19:CT:73:ARG:HG3	19:CT:74:HIS:N	2.34	0.41
20:CB:112:ARG:HA	20:CB:115:ASP:OD2	2.19	0.41
20:CB:138:ARG:HA	20:CB:141:GLU:CD	2.40	0.41
1:CA:63:C:H5'	1:CA:64:G:OP2	2.20	0.41
1:CA:179:A:H2'	1:CA:180:U:C6	2.56	0.41
1:CA:832:G:O2'	1:CA:833:G:H5'	2.20	0.41
1:CA:929:G:O2'	1:CA:930:C:H5'	2.20	0.41
1:CA:963:G:H2'	1:CA:964:A:H8	1.85	0.41
1:CA:1133:G:H2'	1:CA:1134:G:C8	2.54	0.41
23:DB:198:C:H2'	23:DB:199:A:H5''	2.01	0.41
23:DB:418:C:H2'	23:DB:419:U:H6	1.84	0.41
23:DB:492:A:H2'	23:DB:493:G:O4'	2.20	0.41
23:DB:694:U:OP1	23:DB:1569:A:H1'	2.20	0.41
23:DB:1019:U:O2'	23:DB:1021:A:C2	2.71	0.41
23:DB:1099:G:C8	24:DI:3:LYS:O	2.73	0.41
23:DB:1389:G:O2'	23:DB:1390:U:H5'	2.19	0.41
23:DB:2578:G:N2	26:DD:130:GLN:HE22	2.16	0.41
23:DB:2659:G:C2	23:DB:2661:G:H5''	2.55	0.41
25:DC:196:ASN:HB3	25:DC:197:ALA:H	1.68	0.41
25:DC:244:VAL:HB	25:DC:249:VAL:N	2.34	0.41
26:DD:61:THR:CB	26:DD:63:PRO:HD2	2.50	0.41
26:DD:107:VAL:O	26:DD:174:SER:O	2.38	0.41
27:DK:99:ILE:CD1	27:DK:118:LEU:HD22	2.43	0.41
27:DK:115:ILE:C	27:DK:117:SER:N	2.74	0.41
28:DP:24:THR:N	28:DP:87:ARG:O	2.52	0.41
29:DE:21:ARG:HE	29:DE:106:LYS:HB3	1.85	0.41
29:DE:160:ALA:C	29:DE:162:ARG:N	2.73	0.41
29:DE:200:LEU:O	29:DE:201:ALA:HB3	2.21	0.41
30:DY:43:ILE:O	30:DY:47:ILE:HG12	2.19	0.41
30:DY:46:MET:HE2	30:DY:46:MET:HB3	1.84	0.41
32:D4:13:ASN:OD1	32:D4:29:ALA:HB2	2.20	0.41
35:DV:29:ILE:HD13	35:DV:31:TYR:HE2	1.85	0.41

Continued on next page...

Continued from previous page...

Atom-1	Atom-2	Interatomic distance (Å)	Clash overlap (Å)
38:DM:11:LYS:HD3	38:DM:86:LYS:HG2	2.00	0.41
39:DX:33:ALA:CB	50:DT:14:PRO:HD2	2.49	0.41
40:DH:32:PRO:HB3	51:DZ:39:TRP:HB3	2.02	0.41
41:DJ:1:MET:C	41:DJ:2:LYS:HZ3	2.24	0.41
41:DJ:83:GLY:O	41:DJ:84:ILE:C	2.59	0.41
43:DO:111:ARG:HH21	43:DO:117:PHE:C	2.22	0.41
44:DQ:69:ARG:HB2	44:DQ:69:ARG:HH21	1.85	0.41
44:DQ:77:LYS:HE2	44:DQ:116:LEU:CD2	2.50	0.41
45:DS:73:LYS:HD2	45:DS:73:LYS:HA	1.81	0.41
46:DU:13:LEU:HA	46:DU:18:LYS:HD3	2.02	0.41
46:DU:88:ASP:CG	46:DU:89:GLY:N	2.73	0.41
51:DZ:70:GLU:HA	51:DZ:73:ALA:CB	2.51	0.41
1:AA:271:C:H2'	1:AA:272:C:H6	1.84	0.41
1:AA:279:A:H5'	1:AA:281:G:H5'	2.03	0.41
1:AA:293:G:H4'	1:AA:609:A:N1	2.35	0.41
1:AA:402:G:O2'	1:AA:403:C:H5'	2.21	0.41
1:AA:578:C:O2	1:AA:728:A:H2	2.04	0.41
1:AA:643:C:H2'	1:AA:644:U:C6	2.56	0.41
1:AA:922:G:O2'	1:AA:1398:A:N1	2.44	0.41
1:AA:1103:C:O5'	1:AA:1103:C:H6	2.03	0.41
7:AH:39:LEU:HD21	7:AH:128:VAL:HG21	2.02	0.41
8:AI:87:MET:HB2	8:AI:94:ARG:HD3	2.02	0.41
11:AL:72:ASN:ND2	11:AL:104:SER:HB3	2.32	0.41
13:AN:50:LEU:HD23	13:AN:51:PRO:HD3	2.01	0.41
16:AQ:25:GLU:OE2	16:AQ:38:LYS:HD3	2.20	0.41
16:AQ:28:VAL:O	16:AQ:36:PHE:HA	2.20	0.41
19:AT:81:GLN:C	19:AT:83:ASN:H	2.23	0.41
20:AB:31:PHE:HB3	20:AB:39:ILE:O	2.20	0.41
22:BA:48:U:O2'	43:BO:100:HIS:HE1	2.04	0.41
23:BB:120:U:H5''	23:BB:122:G:OP2	2.21	0.41
23:BB:204:A:H4'	23:BB:205:G:OP1	2.21	0.41
23:BB:920:A:H2'	23:BB:921:C:C6	2.55	0.41
23:BB:996:A:H4'	44:BQ:91:ARG:HG2	2.03	0.41
23:BB:1324:G:H1'	23:BB:1616:A:C6	2.56	0.41
23:BB:1460:U:H5''	23:BB:1461:C:C6	2.55	0.41
23:BB:1526:C:H2'	23:BB:1527:G:O4'	2.21	0.41
23:BB:1958:C:O2'	23:BB:1959:G:H5'	2.20	0.41
23:BB:2038:G:H2'	23:BB:2039:U:H6	1.86	0.41
23:BB:2751:G:H3'	23:BB:2752:C:H6	1.85	0.41
26:BD:4:LEU:HD21	26:BD:100:LEU:HB3	2.03	0.41
27:BK:10:VAL:HG12	27:BK:12:ASP:H	1.85	0.41

Continued on next page...

Continued from previous page...

Atom-1	Atom-2	Interatomic distance (Å)	Clash overlap (Å)
27:BK:35:VAL:HG12	27:BK:69:VAL:HG22	2.01	0.41
27:BK:104:THR:HB	27:BK:106:GLU:OE1	2.20	0.41
29:BE:46:GLN:CG	29:BE:87:ALA:HB3	2.50	0.41
29:BE:130:LYS:HB2	29:BE:133:LEU:HG	2.01	0.41
29:BE:188:MET:HG2	29:BE:193:VAL:CG2	2.50	0.41
30:BY:16:LEU:HD23	30:BY:19:HIS:NE2	2.35	0.41
31:B0:27:LEU:H	31:B0:27:LEU:HD12	1.85	0.41
40:BH:27:ARG:HH11	51:BZ:64:ILE:HD11	1.85	0.41
40:BH:116:ARG:CD	40:BH:131:SER:HB2	2.51	0.41
45:BS:36:LEU:HA	45:BS:39:THR:OG1	2.19	0.41
45:BS:59:GLU:HG2	45:BS:59:GLU:H	1.76	0.41
46:BU:86:PHE:HD1	46:BU:90:LYS:HB2	1.83	0.41
47:BF:7:TYR:HA	47:BF:11:VAL:HB	2.01	0.41
47:BF:10:GLU:O	47:BF:13:LYS:HG3	2.20	0.41
47:BF:90:LEU:HB3	47:BF:95:MET:CB	2.51	0.41
47:BF:102:LEU:O	47:BF:102:LEU:HD13	2.20	0.41
49:BR:49:ILE:HG21	49:BR:54:VAL:N	2.36	0.41
50:BT:7:LEU:HD22	50:BT:9:LYS:HE3	2.02	0.41
50:BT:22:THR:O	50:BT:26:LYS:HG2	2.20	0.41
52:BW:65:LYS:HZ3	52:BW:84:GLU:HB2	1.85	0.41
53:B6:7:TYR:CZ	53:B6:160:GLU:HG2	2.55	0.41
53:B6:92:PRO:HG3	53:B6:101:ILE:HG12	2.02	0.41
3:CD:36:ALA:O	3:CD:38:GLY:N	2.53	0.41
5:CF:3:HIS:CD2	5:CF:3:HIS:N	2.88	0.41
7:CH:23:ALA:HA	7:CH:62:LEU:H	1.85	0.41
10:CK:81:LEU:HD21	10:CK:104:PHE:HB3	2.03	0.41
11:CL:23:LEU:C	11:CL:25:ALA:H	2.23	0.41
12:CM:84:CYS:HA	18:CS:72:GLU:O	2.20	0.41
16:CQ:30:HIS:C	16:CQ:32:ILE:H	2.23	0.41
18:CS:20:LYS:HE3	18:CS:20:LYS:HB3	1.80	0.41
20:CB:17:HIS:NE2	20:CB:204:ASP:HB2	2.35	0.41
20:CB:93:HIS:O	20:CB:94:ARG:O	2.38	0.41
1:CA:23:C:O2'	1:CA:24:U:H5'	2.21	0.41
1:CA:178:C:O2'	1:CA:179:A:H5'	2.20	0.41
1:CA:316:C:H2'	1:CA:317:U:C6	2.54	0.41
1:CA:572:A:N3	1:CA:917:G:H1'	2.36	0.41
1:CA:647:C:H2'	1:CA:648:A:H8	1.85	0.41
1:CA:731:G:O2'	1:CA:732:C:H5'	2.20	0.41
1:CA:1291:U:H2'	1:CA:1292:G:C8	2.55	0.41
1:CA:1325:C:H2'	1:CA:1326:U:H6	1.85	0.41
22:DA:48:U:O2'	43:DO:100:HIS:HE1	2.03	0.41

Continued on next page...

Continued from previous page...

Atom-1	Atom-2	Interatomic distance (Å)	Clash overlap (Å)
22:DA:76:G:O2'	22:DA:77:U:H5'	2.20	0.41
23:DB:233:A:O2'	23:DB:234:U:H5'	2.19	0.41
23:DB:308:G:H2'	23:DB:309:A:O4'	2.20	0.41
23:DB:318:C:O2'	23:DB:319:G:H5'	2.20	0.41
23:DB:415:A:H2'	23:DB:416:U:C6	2.55	0.41
23:DB:438:G:H2'	23:DB:439:A:C8	2.55	0.41
23:DB:438:G:O2'	23:DB:439:A:H5'	2.21	0.41
23:DB:661:A:H1'	37:DL:12:SER:O	2.20	0.41
23:DB:704:G:O2'	23:DB:726:G:N2	2.54	0.41
23:DB:962:G:H2'	23:DB:963:U:H6	1.82	0.41
23:DB:1013:C:H2'	23:DB:1014:A:H8	1.84	0.41
23:DB:1035:U:O2'	23:DB:1036:G:H5'	2.20	0.41
23:DB:1038:G:H2'	23:DB:1039:A:C8	2.53	0.41
23:DB:1060:U:C4	24:DI:131:THR:HG22	2.55	0.41
23:DB:1176:U:OP2	23:DB:1176:U:H6	2.03	0.41
23:DB:1197:G:C4	23:DB:1198:U:C5	3.08	0.41
23:DB:1716:U:H2'	23:DB:1717:A:C8	2.55	0.41
23:DB:1759:A:H4'	23:DB:2715:C:O4'	2.20	0.41
23:DB:1853:A:H61	23:DB:2087:G:H1'	1.85	0.41
23:DB:2252:G:H2'	23:DB:2253:G:O4'	2.20	0.41
23:DB:2463:C:O2'	23:DB:2464:G:H5'	2.20	0.41
23:DB:2520:C:C6	23:DB:2567:G:H1'	2.55	0.41
25:DC:23:LEU:HA	25:DC:23:LEU:HD12	1.83	0.41
25:DC:29:PHE:C	25:DC:31:PRO:HD2	2.40	0.41
25:DC:67:LYS:HE2	25:DC:149:LYS:O	2.20	0.41
25:DC:245:THR:C	25:DC:247:TRP:N	2.74	0.41
27:DK:47:ILE:HG23	27:DK:48:PRO:N	2.35	0.41
28:DP:63:ILE:O	28:DP:63:ILE:HG22	2.20	0.41
30:DY:35:VAL:HG11	30:DY:37:ARG:NH1	2.35	0.41
32:D4:9:LYS:HD3	32:D4:9:LYS:H	1.85	0.41
38:DM:72:PRO:O	38:DM:91:TYR:O	2.38	0.41
40:DH:96:THR:HB	40:DH:112:LYS:HB2	2.03	0.41
43:DO:106:LEU:HG	43:DO:107:ALA:N	2.36	0.41
44:DQ:87:VAL:O	44:DQ:88:GLU:O	2.38	0.41
44:DQ:92:LYS:O	44:DQ:95:ALA:HB3	2.20	0.41
45:DS:24:ILE:O	45:DS:25:ARG:C	2.59	0.41
45:DS:59:GLU:HB2	45:DS:60:HIS:H	1.50	0.41
46:DU:72:PHE:HA	46:DU:78:LYS:O	2.20	0.41
46:DU:73:ASN:OD1	46:DU:76:THR:HG23	2.21	0.41
47:DF:90:LEU:HB3	47:DF:95:MET:HA	2.01	0.41
50:DT:68:LYS:O	50:DT:69:ARG:HB3	2.20	0.41

Continued on next page...

Continued from previous page...

Atom-1	Atom-2	Interatomic distance (Å)	Clash overlap (Å)
50:DT:68:LYS:HB2	50:DT:69:ARG:H	1.57	0.41
51:DZ:33:LEU:O	51:DZ:34:HIS:CG	2.73	0.41
52:DW:13:ARG:HA	52:DW:13:ARG:HD2	1.90	0.41
1:AA:10:A:OP2	4:AE:130:THR:HB	2.19	0.41
1:AA:16:A:N1	1:AA:919:A:H2	2.18	0.41
1:AA:113:G:O4'	1:AA:354:G:H4'	2.19	0.41
1:AA:115:G:H1'	1:AA:116:A:N7	2.36	0.41
1:AA:259:G:O2'	1:AA:260:G:H5'	2.21	0.41
1:AA:488:C:H2'	1:AA:489:C:C6	2.55	0.41
1:AA:493:A:H2'	1:AA:494:G:O4'	2.20	0.41
1:AA:551:U:O2'	1:AA:552:U:H5'	2.21	0.41
1:AA:676:A:H2'	1:AA:677:U:C6	2.56	0.41
1:AA:830:G:H2'	1:AA:831:A:C8	2.56	0.41
1:AA:1058:G:H2'	1:AA:1059:C:H6	1.85	0.41
1:AA:1151:A:O4'	9:AJ:41:PRO:HB2	2.21	0.41
1:AA:1173:U:H2'	1:AA:1174:G:O4'	2.20	0.41
3:AD:187:ARG:HH12	3:AD:191:SER:HA	1.83	0.41
9:AJ:53:ILE:HD11	13:AN:84:ARG:NH2	2.35	0.41
9:AJ:59:LYS:HB2	9:AJ:62:ARG:NH2	2.36	0.41
10:AK:125:LYS:O	21:AU:33:ARG:NE	2.50	0.41
12:AM:15:VAL:N	12:AM:33:LEU:HD11	2.36	0.41
12:AM:56:ARG:HA	12:AM:59:VAL:HG12	2.01	0.41
15:AP:38:PHE:CZ	15:AP:51:ARG:HD3	2.55	0.41
16:AQ:30:HIS:O	16:AQ:32:ILE:N	2.51	0.41
18:AS:36:ARG:O	18:AS:69:LYS:HD2	2.20	0.41
19:AT:4:LYS:O	19:AT:7:LYS:N	2.47	0.41
20:AB:93:HIS:O	20:AB:94:ARG:C	2.58	0.41
20:AB:162:VAL:CG1	20:AB:184:ALA:HB2	2.50	0.41
22:BA:32:U:H2'	22:BA:33:G:C8	2.55	0.41
22:BA:104:A:H5'	35:BV:75:GLN:NE2	2.34	0.41
23:BB:425:G:O2'	23:BB:426:C:H5'	2.20	0.41
23:BB:519:U:H4'	45:BS:73:LYS:HZ1	1.84	0.41
23:BB:572:A:C2	23:BB:2033:A:C2	3.08	0.41
23:BB:664:G:H2'	23:BB:665:U:C6	2.55	0.41
23:BB:944:C:H5'	23:BB:945:A:C5'	2.50	0.41
23:BB:1048:A:H2'	23:BB:1049:C:O4'	2.20	0.41
23:BB:1076:C:H2'	23:BB:1077:A:C8	2.55	0.41
23:BB:1192:G:C2'	23:BB:1193:G:H5'	2.50	0.41
23:BB:1199:U:H5'	44:BQ:4:LYS:HG2	2.02	0.41
23:BB:1252:G:N2	44:BQ:32:ARG:HB3	2.35	0.41
23:BB:1439:A:N1	23:BB:1552:A:N7	2.68	0.41

Continued on next page...

Continued from previous page...

Atom-1	Atom-2	Interatomic distance (Å)	Clash overlap (Å)
23:BB:1795:C:O2'	23:BB:1796:U:H5'	2.20	0.41
23:BB:1808:A:H5''	23:BB:1809:A:OP2	2.21	0.41
23:BB:2097:A:O2'	23:BB:2098:U:H5'	2.21	0.41
23:BB:2244:U:H1'	23:BB:2434:A:C4	2.56	0.41
23:BB:2846:G:H2'	23:BB:2847:U:C6	2.55	0.41
23:BB:2855:C:H2'	23:BB:2856:A:H8	1.85	0.41
26:BD:13:ARG:HH12	28:BP:74:GLN:HE21	1.68	0.41
26:BD:116:LYS:HA	26:BD:116:LYS:HD3	1.96	0.41
27:BK:107:LEU:N	27:BK:107:LEU:HD12	2.36	0.41
28:BP:104:GLY:O	28:BP:105:LYS:HB2	2.19	0.41
32:B4:11:CYS:SG	32:B4:33:HIS:CE1	3.13	0.41
33:B1:42:VAL:HG12	33:B1:42:VAL:O	2.20	0.41
35:BV:6:ALA:HB3	35:BV:65:VAL:HG12	2.02	0.41
36:B2:16:HIS:HB2	36:B2:44:VAL:HG21	2.01	0.41
37:BL:123:ARG:HA	37:BL:143:GLU:CB	2.48	0.41
38:BM:26:VAL:HG22	38:BM:133:LYS:HA	2.02	0.41
42:BN:8:ARG:HE	42:BN:8:ARG:HB2	1.65	0.41
43:BO:5:SER:HA	43:BO:8:ILE:HD12	2.03	0.41
45:BS:42:LYS:HA	45:BS:42:LYS:HZ2	1.84	0.41
47:BF:32:LYS:HA	47:BF:95:MET:CG	2.47	0.41
48:BG:10:VAL:HG21	48:BG:44:HIS:CE1	2.56	0.41
51:BZ:59:ILE:HG22	51:BZ:64:ILE:HG13	2.02	0.41
53:B6:18:LEU:HD13	53:B6:171:LYS:HB3	2.01	0.41
53:B6:18:LEU:HG	53:B6:22:GLU:OE2	2.21	0.41
2:CC:193:GLY:N	1:CA:1206:G:O4'	2.53	0.41
4:CE:54:GLU:HB3	4:CE:56:PRO:HD2	2.01	0.41
5:CF:15:SER:HA	5:CF:18:VAL:HG23	2.03	0.41
5:CF:97:THR:O	5:CF:98:GLU:CD	2.59	0.41
6:CG:78:ARG:NH1	1:CA:1382:C:H4'	2.35	0.41
7:CH:3:GLN:NE2	1:CA:586:C:O2'	2.52	0.41
8:CI:15:ALA:O	8:CI:66:VAL:HA	2.19	0.41
8:CI:126:PHE:CE1	8:CI:129:ARG:HG2	2.52	0.41
11:CL:41:PRO:HA	11:CL:88:ASP:O	2.21	0.41
11:CL:82:ARG:HG2	11:CL:82:ARG:NH1	2.34	0.41
15:CP:28:ARG:CZ	15:CP:29:ASN:HD22	2.33	0.41
1:CA:386:C:H2'	1:CA:387:U:H5'	2.02	0.41
1:CA:408:A:H3'	1:CA:409:U:H6	1.86	0.41
1:CA:666:G:H5'	1:CA:726:C:H1'	2.01	0.41
1:CA:1072:G:H2'	1:CA:1073:U:H6	1.85	0.41
1:CA:1487:G:O2'	1:CA:1488:G:H5'	2.20	0.41
23:DB:923:G:O2'	23:DB:924:G:H5'	2.20	0.41

Continued on next page...

Continued from previous page...

Atom-1	Atom-2	Interatomic distance (Å)	Clash overlap (Å)
23:DB:997:G:H5'	44:DQ:92:LYS:NZ	2.35	0.41
23:DB:1076:C:O2'	23:DB:1077:A:H5'	2.20	0.41
23:DB:1098:A:HO2'	24:DI:4:VAL:C	2.22	0.41
23:DB:1268:A:H2'	23:DB:1269:A:O4'	2.20	0.41
23:DB:1827:U:O2'	23:DB:1828:G:H5'	2.19	0.41
23:DB:1930:G:O2'	23:DB:1931:U:OP2	2.38	0.41
23:DB:2038:G:H2'	23:DB:2039:U:C6	2.56	0.41
23:DB:2365:G:H4'	52:DW:59:PHE:HD1	1.84	0.41
23:DB:2522:U:O2'	23:DB:2523:G:H5'	2.20	0.41
23:DB:2594:C:O2'	23:DB:2595:G:H5'	2.20	0.41
23:DB:2786:U:O2'	23:DB:2787:C:H5'	2.21	0.41
24:DI:108:ILE:CG2	24:DI:128:ILE:HD13	2.50	0.41
25:DC:36:ASN:HD21	25:DC:85:ASN:ND2	2.19	0.41
25:DC:147:PRO:HD3	25:DC:184:GLU:HB2	2.02	0.41
25:DC:184:GLU:C	25:DC:186:ASP:H	2.23	0.41
25:DC:209:ALA:HA	25:DC:212:TRP:CE2	2.54	0.41
25:DC:230:PRO:HA	56:DC:303:HOH:O	2.18	0.41
27:DK:107:LEU:HD12	27:DK:107:LEU:N	2.36	0.41
29:DE:108:ILE:HG13	29:DE:181:ILE:HD11	2.02	0.41
30:DY:51:SER:HA	30:DY:54:VAL:HG22	2.01	0.41
34:D3:36:ALA:O	34:D3:39:ARG:HB3	2.19	0.41
35:DV:6:ALA:HB3	35:DV:65:VAL:HG12	2.01	0.41
37:DL:30:THR:O	37:DL:30:THR:OG1	2.38	0.41
39:DX:17:GLU:O	39:DX:21:LEU:HG	2.20	0.41
39:DX:56:LEU:O	39:DX:57:LEU:CB	2.66	0.41
41:DJ:3:THR:HB	41:DJ:44:TYR:HE1	1.82	0.41
42:DN:62:ASN:O	42:DN:66:ALA:HB2	2.20	0.41
44:DQ:40:LYS:HD2	44:DQ:44:TYR:CE1	2.54	0.41
46:DU:84:PHE:O	46:DU:85:ARG:CB	2.66	0.41
48:DG:54:ARG:O	48:DG:56:GLY:N	2.52	0.41
48:DG:66:THR:HG23	48:DG:67:ALA:N	2.35	0.41
50:DT:83:ALA:O	50:DT:84:TYR:HB2	2.19	0.41
1:AA:66:A:H8	1:AA:66:A:O5'	2.03	0.41
1:AA:66:A:O2'	1:AA:67:C:H5'	2.20	0.41
1:AA:142:G:N3	1:AA:196:A:H2	2.19	0.41
1:AA:901:A:N7	1:AA:902:G:H1'	2.35	0.41
1:AA:991:U:H2'	1:AA:1212:U:O2	2.20	0.41
1:AA:1194:U:H2'	1:AA:1195:C:C6	2.55	0.41
1:AA:1195:C:H5''	1:AA:1196:A:OP2	2.20	0.41
1:AA:1232:U:H2'	1:AA:1233:G:O4'	2.20	0.41
1:AA:1494:G:H2'	1:AA:1495:U:C6	2.55	0.41

Continued on next page...

Continued from previous page...

Atom-1	Atom-2	Interatomic distance (Å)	Clash overlap (Å)
2:AC:13:ILE:C	2:AC:15:LYS:H	2.24	0.41
2:AC:148:ILE:HA	2:AC:200:TRP:O	2.21	0.41
2:AC:194:VAL:HG12	2:AC:195:ILE:N	2.36	0.41
3:AD:84:ASN:HD22	3:AD:85:THR:N	2.17	0.41
3:AD:150:LYS:HD3	3:AD:150:LYS:HA	1.88	0.41
3:AD:185:PRO:HB2	3:AD:190:LEU:HG	2.01	0.41
6:AG:134:VAL:O	6:AG:137:ARG:HB3	2.20	0.41
13:AN:63:CYS:C	13:AN:65:GLN:N	2.72	0.41
16:AQ:5:ARG:O	16:AQ:6:THR:HG23	2.20	0.41
20:AB:147:LEU:O	20:AB:148:GLY:C	2.59	0.41
22:BA:89:U:H5'	22:BA:90:C:C6	2.55	0.41
23:BB:129:C:H4'	23:BB:1348:C:O2'	2.19	0.41
23:BB:510:C:O2'	23:BB:1236:G:H5'	2.21	0.41
23:BB:523:C:O2'	23:BB:524:G:H5'	2.20	0.41
23:BB:662:G:O2'	23:BB:663:G:H5'	2.21	0.41
23:BB:832:U:O2	37:BL:52:GLY:HA2	2.21	0.41
23:BB:1220:G:O2'	23:BB:1221:C:H5'	2.20	0.41
23:BB:1373:A:OP1	23:BB:2213:U:O4	2.39	0.41
23:BB:1693:U:H4'	23:BB:1694:C:OP2	2.20	0.41
23:BB:1771:C:H2'	23:BB:1772:A:C8	2.55	0.41
23:BB:2311:A:H3'	23:BB:2312:U:C6	2.55	0.41
23:BB:2471:A:O2'	23:BB:2472:G:P	2.79	0.41
23:BB:2594:C:O2'	23:BB:2595:G:H5'	2.20	0.41
24:BI:35:MET:SD	24:BI:35:MET:C	2.98	0.41
24:BI:91:LYS:O	24:BI:91:LYS:HG3	2.20	0.41
25:BC:5:CYS:HB2	25:BC:15:VAL:O	2.21	0.41
26:BD:11:MET:HE1	26:BD:192:ALA:N	2.24	0.41
33:B1:8:ILE:CG2	33:B1:9:LYS:N	2.84	0.41
37:BL:116:VAL:CG1	37:BL:117:THR:H	2.26	0.41
38:BM:41:LEU:CD1	38:BM:46:ILE:HG22	2.51	0.41
39:BX:48:ARG:O	39:BX:51:ALA:HB3	2.21	0.41
42:BN:61:ALA:C	42:BN:63:ARG:N	2.72	0.41
44:BQ:63:ARG:O	44:BQ:66:ALA:N	2.53	0.41
44:BQ:94:LEU:O	44:BQ:96:ASP:N	2.53	0.41
45:BS:24:ILE:HD11	45:BS:36:LEU:HD21	2.03	0.41
46:BU:73:ASN:ND2	46:BU:74:ALA:N	2.68	0.41
47:BF:48:LEU:HD23	47:BF:48:LEU:N	2.36	0.41
47:BF:77:LYS:HG3	47:BF:79:ARG:NH1	2.35	0.41
47:BF:109:ARG:HD3	47:BF:109:ARG:O	2.21	0.41
47:BF:121:PHE:HA	47:BF:127:TYR:HA	2.02	0.41
53:B6:164:ILE:O	53:B6:168:PHE:HD1	2.02	0.41

Continued on next page...

Continued from previous page...

Atom-1	Atom-2	Interatomic distance (Å)	Clash overlap (Å)
2:CC:48:LYS:HE2	2:CC:48:LYS:N	2.35	0.41
3:CD:25:ARG:HD3	3:CD:26:ALA:HB2	2.02	0.41
3:CD:25:ARG:NH1	3:CD:26:ALA:H	1.98	0.41
4:CE:45:VAL:HG23	4:CE:71:ILE:CG2	2.51	0.41
4:CE:56:PRO:HG2	4:CE:57:ALA:H	1.86	0.41
4:CE:95:MET:HG3	4:CE:124:ALA:CB	2.49	0.41
11:CL:17:LYS:HD2	11:CL:17:LYS:C	2.40	0.41
13:CN:49:THR:O	13:CN:50:LEU:HB3	2.20	0.41
13:CN:50:LEU:CG	13:CN:51:PRO:HD3	2.49	0.41
16:CQ:5:ARG:O	16:CQ:6:THR:HG23	2.20	0.41
20:CB:15:PHE:CD1	20:CB:16:GLY:N	2.88	0.41
20:CB:73:ARG:HH11	20:CB:73:ARG:HG2	1.85	0.41
1:CA:175:C:H2'	1:CA:176:C:C6	2.55	0.41
1:CA:197:A:N1	1:CA:220:G:O2'	2.51	0.41
1:CA:233:C:H2'	1:CA:234:C:H6	1.85	0.41
1:CA:366:A:H1'	1:CA:395:C:O2	2.20	0.41
1:CA:625:U:H2'	1:CA:626:G:C8	2.56	0.41
1:CA:849:G:H4'	1:CA:849:G:OP1	2.21	0.41
23:DB:3:U:H2'	23:DB:4:U:C6	2.54	0.41
23:DB:1062:G:H2'	23:DB:1063:G:H8	1.85	0.41
23:DB:1323:C:C2'	23:DB:1324:G:H5'	2.51	0.41
23:DB:1401:G:H2'	23:DB:1402:U:H6	1.85	0.41
23:DB:1494:A:H2'	23:DB:1495:A:C8	2.54	0.41
23:DB:2026:U:H2'	23:DB:2027:G:H8	1.86	0.41
23:DB:2368:C:H2'	23:DB:2369:A:H8	1.85	0.41
23:DB:2685:G:OP1	28:DP:72:VAL:HG11	2.21	0.41
24:DI:105:LEU:HD11	24:DI:139:VAL:CG2	2.44	0.41
25:DC:66:PHE:HB3	25:DC:142:ASN:HD21	1.85	0.41
26:DD:107:VAL:N	26:DD:206:ALA:H	2.18	0.41
27:DK:35:VAL:HG12	27:DK:69:VAL:HG22	2.02	0.41
28:DP:61:ARG:HD3	28:DP:70:GLU:CG	2.50	0.41
30:DY:8:GLN:O	30:DY:10:ARG:N	2.53	0.41
35:DV:9:ARG:CD	35:DV:41:GLU:HB3	2.50	0.41
35:DV:19:ARG:O	35:DV:22:ALA:HB3	2.20	0.41
37:DL:85:VAL:HG21	37:DL:90:VAL:HA	2.03	0.41
37:DL:95:LEU:HB2	37:DL:101:ILE:HG13	2.03	0.41
38:DM:29:GLY:HA2	38:DM:106:ASP:HB2	2.02	0.41
38:DM:55:ARG:HG3	38:DM:55:ARG:NH2	2.35	0.41
40:DH:7:ASP:CG	40:DH:8:LYS:N	2.73	0.41
41:DJ:58:ASN:C	41:DJ:60:ASP:H	2.24	0.41
42:DN:49:GLU:OE2	42:DN:95:THR:HG22	2.19	0.41

Continued on next page...

Continued from previous page...

Atom-1	Atom-2	Interatomic distance (Å)	Clash overlap (Å)
46:DU:21:ARG:HD3	46:DU:72:PHE:CG	2.56	0.41
47:DF:33:ILE:HG21	47:DF:98:PHE:HE2	1.83	0.41
47:DF:78:ILE:HD12	47:DF:79:ARG:HH11	1.86	0.41
47:DF:99:PHE:HA	47:DF:102:LEU:HD11	2.02	0.41
50:DT:40:LYS:HG2	50:DT:58:VAL:HG13	2.01	0.41
52:DW:66:VAL:HA	52:DW:81:ILE:HG22	2.02	0.41
53:D6:22:GLU:HG2	53:D6:175:LEU:HD21	2.03	0.41
1:AA:323:U:C1'	19:AT:13:SER:HB2	2.49	0.41
1:AA:719:C:H2'	17:AR:38:ILE:CD1	2.50	0.41
1:AA:800:G:HO2'	1:AA:801:U:H6	1.64	0.41
1:AA:1073:U:O2'	20:AB:102:ASN:OD1	2.36	0.41
1:AA:1077:G:N1	1:AA:1080:A:OP2	2.52	0.41
1:AA:1342:C:O2'	8:AI:125:GLN:HB3	2.21	0.41
1:AA:1384:C:O2'	1:AA:1385:G:H5'	2.20	0.41
1:AA:1514:G:O2'	1:AA:1515:G:H5'	2.20	0.41
3:AD:145:ARG:HH21	3:AD:147:LYS:HE2	1.85	0.41
4:AE:136:VAL:HG13	4:AE:137:ARG:N	2.36	0.41
10:AK:92:ARG:NH1	21:AU:20:ARG:NH2	2.69	0.41
17:AR:31:TYR:C	17:AR:39:VAL:HG22	2.40	0.41
18:AS:66:VAL:C	18:AS:68:HIS:N	2.74	0.41
19:AT:64:GLY:O	19:AT:66:ILE:N	2.54	0.41
20:AB:17:HIS:HB3	20:AB:187:ASP:OD2	2.20	0.41
20:AB:25:LYS:O	20:AB:28:PRO:HD2	2.19	0.41
20:AB:153:MET:O	20:AB:155:GLY:N	2.51	0.41
20:AB:224:ARG:H	20:AB:224:ARG:HG2	1.60	0.41
22:BA:95:U:H2'	22:BA:96:G:C8	2.55	0.41
23:BB:6:A:H2'	23:BB:7:G:C8	2.55	0.41
23:BB:8:C:H5''	41:BJ:53:TYR:OH	2.20	0.41
23:BB:123:G:O3'	23:BB:1376:C:H4'	2.20	0.41
23:BB:875:G:C6	23:BB:876:C:N4	2.89	0.41
23:BB:923:G:O2'	23:BB:924:G:H5'	2.20	0.41
23:BB:1081:U:O2'	23:BB:1082:U:H5'	2.21	0.41
23:BB:1355:G:O2'	23:BB:1356:G:H5'	2.20	0.41
23:BB:1462:C:O2'	23:BB:2702:G:H1'	2.20	0.41
23:BB:2243:U:O2	23:BB:2434:A:C2	2.74	0.41
23:BB:2249:U:H4'	23:BB:2275:C:H5	1.85	0.41
23:BB:2260:C:O2'	23:BB:2261:C:H5'	2.21	0.41
23:BB:2520:C:C6	23:BB:2567:G:H1'	2.55	0.41
23:BB:2836:U:H2'	23:BB:2837:A:H8	1.85	0.41
23:BB:2852:G:H2'	23:BB:2853:C:O4'	2.21	0.41
25:BC:7:PRO:C	25:BC:9:SER:H	2.24	0.41

Continued on next page...

Continued from previous page...

Atom-1	Atom-2	Interatomic distance (Å)	Clash overlap (Å)
28:BP:49:ILE:HG22	28:BP:95:LYS:NZ	2.35	0.41
29:BE:4:VAL:HG12	29:BE:6:LYS:N	2.36	0.41
29:BE:62:GLN:HG2	29:BE:63:LYS:HG3	2.02	0.41
40:BH:50:ARG:NE	40:BH:50:ARG:N	2.66	0.41
40:BH:58:LEU:HD12	40:BH:58:LEU:HA	1.90	0.41
40:BH:142:VAL:HG12	40:BH:143:ILE:N	2.36	0.41
45:BS:7:HIS:HB3	45:BS:103:ILE:HB	2.02	0.41
47:BF:102:LEU:CB	47:BF:106:ALA:HB3	2.50	0.41
47:BF:150:GLY:O	47:BF:151:LEU:HB3	2.20	0.41
48:BG:38:ASP:CG	48:BG:39:ALA:H	2.22	0.41
49:BR:27:ILE:HG22	49:BR:28:ALA:N	2.35	0.41
51:BZ:33:LEU:H	51:BZ:52:SER:CB	2.32	0.41
52:BW:69:GLU:HB3	52:BW:70:VAL:H	1.70	0.41
53:B6:83:ILE:O	53:B6:89:GLY:N	2.53	0.41
53:B6:174:GLN:HE21	53:B6:174:GLN:HB3	1.51	0.41
2:CC:13:ILE:C	2:CC:15:LYS:H	2.24	0.41
2:CC:111:ASP:O	2:CC:112:ALA:C	2.59	0.41
3:CD:36:ALA:C	3:CD:38:GLY:N	2.73	0.41
3:CD:138:PRO:C	3:CD:140:ASP:H	2.24	0.41
4:CE:156:ARG:H	4:CE:156:ARG:HG2	1.62	0.41
6:CG:134:VAL:O	6:CG:137:ARG:HB3	2.21	0.41
9:CJ:70:HIS:CD2	9:CJ:70:HIS:H	2.39	0.41
11:CL:106:VAL:CG2	11:CL:116:TYR:HB3	2.50	0.41
12:CM:10:ASP:HA	12:CM:44:ILE:CD1	2.46	0.41
15:CP:46:LYS:CE	1:CA:617:G:H4'	2.50	0.41
16:CQ:37:ILE:HG22	16:CQ:38:LYS:N	2.35	0.41
17:CR:54:LEU:O	17:CR:58:ILE:HG13	2.21	0.41
18:CS:49:ALA:O	18:CS:56:HIS:HB3	2.20	0.41
18:CS:63:ASP:O	18:CS:65:MET:N	2.54	0.41
20:CB:40:ILE:HD13	20:CB:201:GLY:CA	2.50	0.41
1:CA:117:G:H2'	1:CA:118:U:O4'	2.20	0.41
1:CA:125:U:O2'	1:CA:126:G:H5'	2.21	0.41
1:CA:179:A:H2'	1:CA:180:U:O4'	2.21	0.41
1:CA:271:C:H2'	1:CA:272:C:H6	1.86	0.41
1:CA:531:U:H5'	1:CA:531:U:C6	2.51	0.41
1:CA:578:C:O2	1:CA:728:A:H2	2.04	0.41
1:CA:611:C:H2'	1:CA:612:C:C6	2.56	0.41
1:CA:744:C:H2'	1:CA:745:G:C8	2.55	0.41
1:CA:1195:C:H5''	1:CA:1196:A:OP2	2.20	0.41
1:CA:1238:A:H2'	1:CA:1238:A:N3	2.35	0.41
1:CA:1262:C:H2'	1:CA:1263:C:C6	2.56	0.41

Continued on next page...

Continued from previous page...

Atom-1	Atom-2	Interatomic distance (Å)	Clash overlap (Å)
23:DB:76:C:O2'	23:DB:77:G:H5'	2.20	0.41
23:DB:96:C:H4'	39:DX:41:HIS:CD2	2.55	0.41
23:DB:463:G:N2	23:DB:466:A:OP2	2.52	0.41
23:DB:495:G:H4'	45:DS:4:ILE:O	2.21	0.41
23:DB:834:G:H4'	34:D3:52:GLY:O	2.20	0.41
23:DB:957:C:N4	23:DB:2459:A:C8	2.89	0.41
23:DB:1099:G:H3'	24:DI:2:LYS:CB	2.51	0.41
23:DB:1213:A:N1	23:DB:1237:A:H1'	2.35	0.41
23:DB:1228:G:O2'	23:DB:1229:C:H5'	2.21	0.41
23:DB:1259:G:O2'	23:DB:1260:A:H5'	2.19	0.41
23:DB:1275:A:N6	23:DB:1296:G:H4'	2.36	0.41
23:DB:1590:A:O2'	23:DB:1591:A:H5'	2.20	0.41
23:DB:1595:C:H2'	23:DB:1596:A:C8	2.55	0.41
23:DB:1716:U:H2'	23:DB:1717:A:H8	1.86	0.41
23:DB:1719:G:O2'	23:DB:1720:U:H5'	2.21	0.41
23:DB:2016:U:H1'	31:D0:2:VAL:CG1	2.50	0.41
23:DB:2143:C:H2'	23:DB:2144:G:C5'	2.50	0.41
23:DB:2320:U:O2'	23:DB:2322:A:N7	2.48	0.41
23:DB:2338:C:H2'	23:DB:2339:C:C6	2.55	0.41
24:DI:63:ASP:O	24:DI:63:ASP:OD1	2.39	0.41
26:DD:125:TRP:CG	26:DD:160:LYS:HB3	2.55	0.41
29:DE:61:ARG:O	29:DE:63:LYS:O	2.39	0.41
29:DE:188:MET:HG2	29:DE:193:VAL:CG2	2.51	0.41
30:DY:23:LEU:HD22	30:DY:23:LEU:HA	1.87	0.41
32:D4:27:CYS:SG	32:D4:29:ALA:HB3	2.61	0.41
33:D1:20:TYR:CD2	33:D1:37:LYS:HD3	2.56	0.41
33:D1:34:GLU:CD	33:D1:49:LYS:HD2	2.40	0.41
33:D1:46:VAL:HG13	33:D1:47:ILE:N	2.35	0.41
37:DL:29:LYS:HG2	49:DR:82:HIS:CE1	2.55	0.41
38:DM:78:LEU:HB3	38:DM:79:ALA:H	1.50	0.41
41:DJ:93:ILE:HG22	41:DJ:94:ALA:N	2.34	0.41
45:DS:40:ASN:N	45:DS:40:ASN:OD1	2.53	0.41
47:DF:40:GLY:O	47:DF:42:ALA:N	2.54	0.41
47:DF:119:LYS:HA	47:DF:121:PHE:CE1	2.55	0.41
47:DF:163:GLU:O	47:DF:166:ARG:HB2	2.20	0.41
49:DR:4:VAL:CG2	49:DR:40:MET:HB2	2.51	0.41
51:DZ:71:LEU:O	51:DZ:74:ARG:HG2	2.21	0.41
53:D6:19:GLU:CA	53:D6:22:GLU:HG3	2.50	0.41
53:D6:80:GLU:HA	53:D6:83:ILE:CG1	2.45	0.41
1:AA:784:A:H2'	1:AA:785:G:H8	1.85	0.41
1:AA:935:A:H61	6:AG:2:ARG:HD2	1.86	0.41

Continued on next page...

Continued from previous page...

Atom-1	Atom-2	Interatomic distance (Å)	Clash overlap (Å)
1:AA:1080:A:OP1	4:AE:51:LYS:HD2	2.20	0.41
1:AA:1090:U:H2'	1:AA:1091:U:C6	2.55	0.41
1:AA:1142:G:H2'	1:AA:1143:G:H5'	2.03	0.41
1:AA:1163:A:O2'	1:AA:1164:G:H5'	2.20	0.41
3:AD:97:LEU:HD23	3:AD:117:VAL:CG1	2.50	0.41
4:AE:35:LEU:HD22	4:AE:133:ILE:HA	2.02	0.41
4:AE:85:LYS:HE2	4:AE:92:ARG:NH2	2.36	0.41
4:AE:155:LYS:H	4:AE:155:LYS:HG3	1.68	0.41
5:AF:44:ARG:HH11	5:AF:44:ARG:HG3	1.85	0.41
6:AG:12:LEU:HD13	6:AG:13:PRO:CD	2.50	0.41
8:AI:5:TYR:HD2	8:AI:88:GLU:HB2	1.84	0.41
9:AJ:40:ILE:O	9:AJ:72:ARG:HA	2.20	0.41
11:AL:37:TYR:HB3	11:AL:38:THR:H	1.72	0.41
14:AO:60:VAL:HG21	23:BB:715:A:C1'	2.50	0.41
16:AQ:4:ILE:O	16:AQ:4:ILE:HD12	2.20	0.41
20:AB:136:ARG:H	20:AB:136:ARG:HG2	1.58	0.41
23:BB:6:A:N3	41:BJ:135:GLN:NE2	2.68	0.41
23:BB:29:U:H2'	23:BB:30:G:C8	2.56	0.41
23:BB:242:G:H5''	34:B3:63:TYR:CE2	2.56	0.41
23:BB:305:C:H2'	23:BB:306:U:C6	2.55	0.41
23:BB:374:A:H61	23:BB:400:G:H1'	1.84	0.41
23:BB:386:G:H4'	23:BB:387:U:OP2	2.20	0.41
23:BB:622:G:H2'	23:BB:623:C:H6	1.86	0.41
23:BB:855:G:C6	23:BB:923:G:C6	3.09	0.41
23:BB:1011:G:H5''	44:BQ:76:SER:OG	2.19	0.41
23:BB:1068:G:C6	23:BB:1069:A:N6	2.88	0.41
23:BB:1161:C:H2'	23:BB:1162:G:C8	2.55	0.41
23:BB:1201:U:H2'	23:BB:1202:G:H8	1.85	0.41
23:BB:1268:A:H2'	23:BB:1269:A:O4'	2.19	0.41
23:BB:1348:C:C3'	23:BB:1349:C:H5'	2.51	0.41
23:BB:1513:U:O2'	23:BB:1514:G:H5'	2.21	0.41
23:BB:1657:U:O2'	26:BD:138:LEU:HD12	2.21	0.41
23:BB:2010:G:H5''	45:BS:42:LYS:HB2	2.03	0.41
23:BB:2262:U:H2'	23:BB:2263:C:H6	1.84	0.41
23:BB:2751:G:H5'	48:BG:2:ARG:HD3	2.03	0.41
25:BC:131:MET:CE	25:BC:183:VAL:HG11	2.51	0.41
28:BP:50:ARG:HD2	28:BP:56:SER:HB3	2.03	0.41
28:BP:88:ARG:NH2	28:BP:88:ARG:HB3	2.36	0.41
29:BE:5:LEU:HB2	29:BE:10:SER:H	1.86	0.41
29:BE:176:ASP:HA	29:BE:177:PRO:HD3	1.95	0.41
33:B1:51:ALA:O	33:B1:52:LYS:C	2.59	0.41

Continued on next page...

Continued from previous page...

Atom-1	Atom-2	Interatomic distance (Å)	Clash overlap (Å)
35:BV:2:PHE:CE2	35:BV:56:PHE:HA	2.55	0.41
37:BL:3:LEU:O	37:BL:5:THR:HG23	2.21	0.41
38:BM:29:GLY:HA2	38:BM:106:ASP:HB2	2.02	0.41
38:BM:55:ARG:O	38:BM:55:ARG:HG2	2.20	0.41
40:BH:90:LEU:O	40:BH:123:ARG:CZ	2.69	0.41
40:BH:106:ALA:HB3	40:BH:108:VAL:HG23	2.03	0.41
40:BH:108:VAL:HG12	40:BH:109:GLU:N	2.36	0.41
41:BJ:127:GLY:H	41:BJ:129:GLU:CD	2.24	0.41
42:BN:49:GLU:N	42:BN:50:PRO:CD	2.84	0.41
42:BN:74:GLU:O	42:BN:77:ALA:HB3	2.21	0.41
42:BN:96:ARG:CG	42:BN:98:LEU:HD22	2.50	0.41
44:BQ:86:SER:HB3	49:BR:51:VAL:HA	2.02	0.41
46:BU:81:ARG:HB2	46:BU:96:LYS:HG3	2.03	0.41
47:BF:40:GLY:O	47:BF:42:ALA:N	2.54	0.41
48:BG:40:VAL:HG22	48:BG:64:ALA:HA	2.01	0.41
51:BZ:27:ARG:HG3	51:BZ:28:ARG:H	1.85	0.41
53:B6:34:ASN:HB2	53:B6:35:PRO:HD2	2.02	0.41
2:CC:152:VAL:O	2:CC:164:THR:HG23	2.21	0.41
5:CF:1:MET:HG3	5:CF:67:PRO:CD	2.50	0.41
10:CK:43:TRP:HA	10:CK:69:CYS:SG	2.61	0.41
11:CL:78:VAL:O	11:CL:102:ASP:HB2	2.21	0.41
11:CL:98:ARG:HB2	11:CL:116:TYR:CA	2.47	0.41
12:CM:30:LYS:HG2	12:CM:40:GLU:OE2	2.21	0.41
1:CA:16:A:N1	1:CA:919:A:H2	2.19	0.41
1:CA:56:U:H6	1:CA:56:U:O5'	2.04	0.41
1:CA:657:U:O2'	1:CA:658:C:H5'	2.20	0.41
1:CA:865:A:H5'	1:CA:1078:U:C5	2.56	0.41
1:CA:1217:C:H2'	1:CA:1218:C:H6	1.86	0.41
1:CA:1324:A:H2'	1:CA:1325:C:H6	1.85	0.41
1:CA:1332:A:H2'	1:CA:1333:A:H8	1.86	0.41
1:CA:1441:A:H2'	1:CA:1442:G:H8	1.86	0.41
1:CA:1458:G:H2'	1:CA:1459:G:H8	1.86	0.41
21:CU:34:ARG:NH2	21:CU:36:PHE:CD2	2.89	0.41
23:DB:823:C:H2'	23:DB:824:U:H6	1.84	0.41
23:DB:1298:C:O2'	23:DB:1301:A:O2'	2.38	0.41
23:DB:1383:A:H2	23:DB:1405:U:O2	2.03	0.41
23:DB:1445:G:H2'	23:DB:1446:C:C6	2.56	0.41
23:DB:2072:C:H2'	23:DB:2073:C:H6	1.85	0.41
23:DB:2135:A:H3'	23:DB:2136:G:C8	2.53	0.41
23:DB:2139:U:O2'	23:DB:2140:G:H5'	2.20	0.41
23:DB:2236:U:C2'	23:DB:2237:G:H5'	2.51	0.41

Continued on next page...

Continued from previous page...

Atom-1	Atom-2	Interatomic distance (Å)	Clash overlap (Å)
23:DB:2262:U:H2'	23:DB:2263:C:H6	1.86	0.41
23:DB:2364:C:OP1	52:DW:54:ARG:HD3	2.21	0.41
23:DB:2372:U:H5'	23:DB:2372:U:H6	1.85	0.41
23:DB:2496:C:C2'	23:DB:2497:A:H5'	2.50	0.41
23:DB:2683:C:H2'	23:DB:2684:U:C6	2.56	0.41
23:DB:2698:U:H2'	23:DB:2699:C:C6	2.55	0.41
23:DB:2818:U:O2'	23:DB:2819:G:H5'	2.21	0.41
25:DC:124:LYS:HB3	25:DC:124:LYS:NZ	2.33	0.41
27:DK:110:GLU:N	27:DK:111:LYS:HZ3	2.19	0.41
37:DL:85:VAL:O	37:DL:85:VAL:HG22	2.21	0.41
39:DX:56:LEU:HD13	39:DX:56:LEU:HA	1.90	0.41
42:DN:107:ASN:HD21	45:DS:40:ASN:ND2	2.07	0.41
44:DQ:94:LEU:CD2	49:DR:11:GLN:HB2	2.49	0.41
45:DS:2:GLU:O	45:DS:3:THR:O	2.38	0.41
47:DF:79:ARG:HE	47:DF:79:ARG:N	2.18	0.41
48:DG:8:VAL:CG1	48:DG:49:LEU:HB2	2.51	0.41
50:DT:21:SER:O	50:DT:25:GLU:N	2.54	0.41
52:DW:32:ALA:O	52:DW:58:LEU:O	2.39	0.41
52:DW:37:VAL:HG11	52:DW:38:ARG:NH1	2.32	0.41
53:D6:112:LYS:O	53:D6:115:VAL:HG23	2.20	0.41
1:AA:674:G:O2'	1:AA:675:A:H5'	2.21	0.41
1:AA:747:A:C4	1:AA:748:G:H1'	2.56	0.41
1:AA:1245:C:H2'	1:AA:1246:A:C8	2.56	0.41
1:AA:1407:C:H2'	1:AA:1408:A:O4'	2.21	0.41
1:AA:1451:U:O3'	1:AA:1452:C:H6	2.02	0.41
3:AD:29:THR:HB	3:AD:30:LYS:HZ2	1.81	0.41
3:AD:57:LYS:HE3	3:AD:61:ARG:HD3	2.02	0.41
4:AE:85:LYS:HE2	4:AE:92:ARG:HH22	1.85	0.41
9:AJ:7:ARG:HB2	9:AJ:7:ARG:NH1	2.36	0.41
11:AL:41:PRO:HB3	11:AL:49:ARG:NH1	2.36	0.41
20:AB:14:HIS:HD2	20:AB:202:ASN:H	1.67	0.41
20:AB:111:LYS:O	20:AB:114:LYS:HB2	2.21	0.41
22:BA:43:C:C2'	47:BF:91:ARG:HD2	2.51	0.41
23:BB:20:C:H2'	23:BB:21:A:C8	2.54	0.41
23:BB:468:G:N7	36:B2:39:ARG:NH2	2.67	0.41
23:BB:694:U:OP1	23:BB:1569:A:H1'	2.21	0.41
23:BB:1591:A:H2'	23:BB:1592:C:O4'	2.21	0.41
23:BB:1655:A:H2	23:BB:2049:G:O3'	2.03	0.41
23:BB:2026:U:H2'	23:BB:2027:G:C8	2.56	0.41
23:BB:2200:C:O2'	23:BB:2201:G:H5'	2.20	0.41
23:BB:2455:G:H2'	23:BB:2456:C:H6	1.84	0.41

Continued on next page...

Continued from previous page...

Atom-1	Atom-2	Interatomic distance (Å)	Clash overlap (Å)
23:BB:2604:U:O2'	23:BB:2605:U:H5'	2.20	0.41
23:BB:2813:A:O2'	23:BB:2814:A:H5'	2.20	0.41
23:BB:2869:G:H2'	23:BB:2870:C:H6	1.82	0.41
24:BI:48:ILE:O	24:BI:49:GLU:HB3	2.20	0.41
25:BC:80:LEU:HD23	25:BC:91:ALA:CB	2.46	0.41
25:BC:94:LEU:HD13	25:BC:100:ARG:NH1	2.36	0.41
25:BC:158:GLY:H	25:BC:194:VAL:HG13	1.86	0.41
29:BE:157:LEU:O	29:BE:160:ALA:HB3	2.20	0.41
35:BV:92:VAL:O	35:BV:92:VAL:HG12	2.21	0.41
38:BM:39:GLY:HA3	38:BM:126:ILE:HD11	2.02	0.41
39:BX:59:GLU:N	39:BX:59:GLU:OE2	2.53	0.41
40:BH:53:GLU:HA	40:BH:57:LYS:HG2	2.03	0.41
41:BJ:3:THR:CB	41:BJ:44:TYR:OH	2.67	0.41
41:BJ:32:LEU:HD13	41:BJ:105:VAL:HG11	2.02	0.41
41:BJ:110:PRO:HB2	41:BJ:111:LYS:HD2	2.03	0.41
45:BS:59:GLU:HB2	45:BS:60:HIS:H	1.51	0.41
47:BF:128:SER:HB3	47:BF:154:THR:HG23	2.03	0.41
48:BG:134:GLY:HA3	48:BG:140:ILE:CG2	2.51	0.41
53:B6:137:LEU:O	53:B6:140:LEU:HB3	2.20	0.41
2:CC:78:LYS:CG	2:CC:81:GLU:HG2	2.28	0.41
3:CD:47:LEU:HG	3:CD:51:GLY:HA3	2.02	0.41
3:CD:66:VAL:HG12	3:CD:67:LEU:H	1.86	0.41
3:CD:115:GLN:NE2	3:CD:153:ARG:HH22	2.17	0.41
3:CD:145:ARG:HH21	3:CD:147:LYS:HE2	1.86	0.41
4:CE:136:VAL:HG13	4:CE:137:ARG:N	2.35	0.41
8:CI:74:GLN:HE21	8:CI:74:GLN:CA	2.32	0.41
11:CL:32:VAL:HG23	11:CL:55:ARG:O	2.20	0.41
11:CL:46:SER:O	11:CL:47:ALA:HB2	2.21	0.41
12:CM:16:ILE:HG23	12:CM:17:ALA:H	1.86	0.41
12:CM:84:CYS:O	12:CM:88:LEU:HG	2.21	0.41
13:CN:77:GLY:C	13:CN:78:LEU:HD12	2.41	0.41
15:CP:10:GLY:HA3	15:CP:15:PRO:C	2.41	0.41
15:CP:38:PHE:CZ	15:CP:51:ARG:HD3	2.56	0.41
16:CQ:17:GLU:O	16:CQ:18:LYS:HB2	2.21	0.41
19:CT:68:LYS:HA	19:CT:68:LYS:HZ2	1.86	0.41
20:CB:162:VAL:CG1	20:CB:184:ALA:HB2	2.51	0.41
1:CA:79:G:H2'	1:CA:80:A:H8	1.86	0.41
1:CA:317:U:H2'	1:CA:318:G:C8	2.55	0.41
1:CA:435:A:H2'	1:CA:435:A:N3	2.35	0.41
1:CA:957:U:H2'	1:CA:959:A:OP2	2.21	0.41
1:CA:1464:U:H2'	1:CA:1465:A:H8	1.86	0.41

Continued on next page...

Continued from previous page...

Atom-1	Atom-2	Interatomic distance (Å)	Clash overlap (Å)
23:DB:178:G:O2'	23:DB:179:C:H5'	2.21	0.41
23:DB:405:U:OP2	23:DB:405:U:H4'	2.21	0.41
23:DB:465:G:H2'	23:DB:466:A:C8	2.56	0.41
23:DB:633:A:H2'	23:DB:634:C:C5'	2.50	0.41
23:DB:817:C:H2'	23:DB:818:G:O4'	2.20	0.41
23:DB:1026:G:H2'	23:DB:1027:A:H8	1.86	0.41
23:DB:1109:C:H2'	23:DB:1110:G:O4'	2.20	0.41
23:DB:1936:A:C2	23:DB:1943:U:C5	3.07	0.41
23:DB:2243:U:H2'	23:DB:2244:U:H6	1.80	0.41
23:DB:2350:C:O2'	23:DB:2351:G:H5'	2.20	0.41
23:DB:2605:U:H2'	23:DB:2606:C:C6	2.55	0.41
23:DB:2685:G:O2'	23:DB:2686:G:H5'	2.20	0.41
23:DB:2893:A:C3'	23:DB:2894:G:H5'	2.51	0.41
24:DI:14:ALA:HB3	24:DI:51:GLY:H	1.86	0.41
24:DI:52:LEU:HD13	24:DI:81:LYS:HZ3	1.86	0.41
26:DD:11:MET:H	26:DD:25:THR:HA	1.85	0.41
28:DP:103:THR:HG22	28:DP:104:GLY:H	1.85	0.41
29:DE:133:LEU:O	29:DE:136:GLN:N	2.54	0.41
29:DE:195:GLN:C	29:DE:197:GLU:N	2.71	0.41
32:D4:27:CYS:CB	32:D4:33:HIS:HB2	2.50	0.41
37:DL:78:ARG:HD3	37:DL:80:SER:HG	1.86	0.41
37:DL:93:ASN:O	37:DL:95:LEU:HD12	2.21	0.41
39:DX:6:LEU:HD22	39:DX:6:LEU:N	2.36	0.41
39:DX:25:GLN:O	39:DX:29:ARG:HG3	2.20	0.41
39:DX:41:HIS:O	39:DX:44:LYS:HB3	2.21	0.41
40:DH:3:VAL:CG1	40:DH:38:PRO:HA	2.50	0.41
45:DS:29:VAL:CA	45:DS:32:ALA:HB3	2.48	0.41
47:DF:168:LEU:O	47:DF:169:LEU:CB	2.68	0.41
51:DZ:63:GLY:C	51:DZ:65:ASP:N	2.73	0.41
52:DW:39:GLN:O	52:DW:56:HIS:HB3	2.21	0.41
1:AA:82:G:C6	1:AA:88:U:O2	2.74	0.41
1:AA:93:U:H2'	1:AA:94:G:H4'	2.02	0.41
1:AA:223:A:H2'	1:AA:224:U:H6	1.85	0.41
1:AA:435:A:N3	1:AA:435:A:H2'	2.35	0.41
1:AA:532:A:H62	2:AC:191:THR:CG2	2.34	0.41
1:AA:829:G:O2'	1:AA:830:G:H5'	2.21	0.41
1:AA:994:A:N1	1:AA:1047:G:H4'	2.35	0.41
1:AA:1048:G:OP1	13:AN:3:GLN:HB2	2.21	0.41
1:AA:1049:U:H1'	1:AA:1201:A:C5	2.56	0.41
1:AA:1074:G:C4'	20:AB:102:ASN:HB2	2.50	0.41
1:AA:1268:G:H2'	1:AA:1269:A:C8	2.55	0.41

Continued on next page...

Continued from previous page...

Atom-1	Atom-2	Interatomic distance (Å)	Clash overlap (Å)
1:AA:1346:A:N1	1:AA:1374:A:H5''	2.36	0.41
2:AC:2:GLN:HE21	2:AC:2:GLN:CA	2.33	0.41
2:AC:86:LEU:O	2:AC:90:VAL:HG23	2.21	0.41
3:AD:25:ARG:O	3:AD:27:ILE:HG13	2.20	0.41
4:AE:113:VAL:CG2	4:AE:114:LEU:N	2.83	0.41
5:AF:4:TYR:CD2	5:AF:71:ILE:HG21	2.55	0.41
5:AF:38:ARG:O	5:AF:62:MET:O	2.39	0.41
5:AF:97:THR:O	5:AF:98:GLU:CD	2.59	0.41
5:AF:98:GLU:O	5:AF:99:ALA:HB3	2.21	0.41
7:AH:81:GLY:HA2	16:AQ:35:LYS:HZ2	1.85	0.41
9:AJ:41:PRO:O	9:AJ:42:LEU:HB2	2.20	0.41
9:AJ:42:LEU:CB	9:AJ:71:LEU:HD21	2.48	0.41
10:AK:81:LEU:HD21	10:AK:104:PHE:HB3	2.02	0.41
10:AK:113:THR:HG21	21:AU:28:LEU:CD1	2.50	0.41
10:AK:125:LYS:O	10:AK:126:ARG:O	2.39	0.41
11:AL:80:LEU:O	11:AL:97:VAL:HG23	2.21	0.41
11:AL:98:ARG:CB	11:AL:116:TYR:HA	2.48	0.41
12:AM:21:ILE:HB	12:AM:24:VAL:CG2	2.41	0.41
12:AM:103:THR:O	12:AM:104:ASN:HB2	2.21	0.41
13:AN:52:ARG:C	13:AN:54:SER:N	2.74	0.41
14:AO:85:LEU:N	14:AO:85:LEU:CD1	2.84	0.41
15:AP:10:GLY:HA3	15:AP:15:PRO:C	2.41	0.41
15:AP:20:VAL:HG21	15:AP:32:PHE:CG	2.56	0.41
18:AS:54:ARG:O	18:AS:55:GLN:HG2	2.21	0.41
18:AS:62:THR:H	18:AS:65:MET:HB3	1.86	0.41
20:AB:113:LEU:O	20:AB:113:LEU:HD23	2.20	0.41
20:AB:118:THR:HA	20:AB:121:GLN:NE2	2.36	0.41
22:BA:52:A:H2'	22:BA:53:A:O5'	2.20	0.41
22:BA:116:G:H4'	43:BO:54:VAL:O	2.20	0.41
23:BB:12:U:O2	23:BB:2626:C:H4'	2.20	0.41
23:BB:173:A:H2'	23:BB:174:U:C6	2.56	0.41
23:BB:178:G:O2'	23:BB:179:C:H5'	2.21	0.41
23:BB:208:C:H2'	23:BB:209:C:H6	1.84	0.41
23:BB:438:G:H2'	23:BB:439:A:H8	1.86	0.41
23:BB:492:A:H2'	23:BB:493:G:O4'	2.21	0.41
23:BB:537:G:H1'	23:BB:556:A:N6	2.36	0.41
23:BB:637:A:H4'	23:BB:638:G:O5'	2.20	0.41
23:BB:748:G:C8	45:BS:89:ALA:HB1	2.56	0.41
23:BB:817:C:O2'	23:BB:839:U:H5''	2.20	0.41
23:BB:978:G:O4'	23:BB:1001:A:H2	2.04	0.41
23:BB:1079:C:C2	23:BB:1080:A:C8	3.09	0.41

Continued on next page...

Continued from previous page...

Atom-1	Atom-2	Interatomic distance (Å)	Clash overlap (Å)
23:BB:1401:G:H2'	23:BB:1402:U:H6	1.85	0.41
23:BB:1416:G:O2'	23:BB:1417:C:H6	2.04	0.41
23:BB:1419:A:H2	23:BB:2211:A:N1	2.18	0.41
23:BB:1436:G:O2'	23:BB:1437:C:H5'	2.21	0.41
23:BB:1581:G:O2'	23:BB:1582:C:H5'	2.21	0.41
23:BB:1745:A:H2'	23:BB:1746:A:O4'	2.20	0.41
23:BB:1824:G:H1'	25:BC:251:THR:CG2	2.50	0.41
23:BB:1880:U:H2'	23:BB:1881:C:C6	2.56	0.41
23:BB:1906:G:C8	23:BB:1929:G:H2'	2.56	0.41
23:BB:1930:G:O2'	23:BB:1931:U:OP2	2.38	0.41
23:BB:2093:G:H1'	23:BB:2198:A:C2	2.56	0.41
23:BB:2838:G:C4	23:BB:2839:G:C8	3.08	0.41
24:BI:37:PHE:HZ	24:BI:56:VAL:HG11	1.86	0.41
25:BC:6:LYS:HA	25:BC:7:PRO:HD3	1.91	0.41
25:BC:75:ALA:O	25:BC:114:GLN:HA	2.20	0.41
25:BC:262:THR:C	25:BC:264:LYS:H	2.24	0.41
26:BD:31:ALA:HA	26:BD:96:ILE:O	2.21	0.41
26:BD:117:GLY:HA2	26:BD:164:GLN:NE2	2.36	0.41
27:BK:34:GLY:O	27:BK:35:VAL:C	2.59	0.41
27:BK:47:ILE:HG23	27:BK:48:PRO:N	2.35	0.41
27:BK:58:LEU:N	27:BK:58:LEU:HD23	2.36	0.41
30:BY:44:ARG:HA	30:BY:44:ARG:HD3	1.96	0.41
34:B3:54:LEU:O	34:B3:58:ILE:HG13	2.20	0.41
35:BV:70:ILE:HD13	35:BV:70:ILE:N	2.31	0.41
37:BL:79:LEU:HG	37:BL:111:ILE:O	2.20	0.41
37:BL:96:LYS:HD3	37:BL:103:ILE:HA	2.02	0.41
38:BM:40:ARG:HB3	38:BM:95:LEU:HD12	2.02	0.41
39:BX:29:ARG:NH1	50:BT:12:ARG:HG2	2.36	0.41
39:BX:35:GLY:O	39:BX:36:GLN:C	2.59	0.41
40:BH:31:VAL:O	40:BH:33:GLN:N	2.53	0.41
40:BH:76:GLU:CD	40:BH:76:GLU:N	2.74	0.41
40:BH:76:GLU:CD	40:BH:76:GLU:H	2.23	0.41
40:BH:96:THR:O	40:BH:97:ARG:C	2.59	0.41
41:BJ:1:MET:C	41:BJ:2:LYS:HZ3	2.23	0.41
41:BJ:58:ASN:C	41:BJ:60:ASP:H	2.24	0.41
41:BJ:83:GLY:O	41:BJ:84:ILE:C	2.59	0.41
41:BJ:118:MET:HA	41:BJ:121:LYS:HE2	2.02	0.41
43:BO:62:LEU:HD13	43:BO:62:LEU:HA	1.87	0.41
43:BO:111:ARG:HH21	43:BO:117:PHE:C	2.24	0.41
44:BQ:77:LYS:HE2	44:BQ:116:LEU:CD2	2.50	0.41
45:BS:29:VAL:HG23	45:BS:70:LYS:CA	2.50	0.41

Continued on next page...

Continued from previous page...

Atom-1	Atom-2	Interatomic distance (Å)	Clash overlap (Å)
45:BS:34:ASP:HA	45:BS:37:THR:OG1	2.21	0.41
45:BS:72:THR:HG21	45:BS:108:SER:OG	2.21	0.41
46:BU:21:ARG:HD3	46:BU:72:PHE:CG	2.55	0.41
46:BU:65:GLN:O	46:BU:68:ASN:HB2	2.21	0.41
48:BG:68:ARG:HD2	48:BG:68:ARG:C	2.41	0.41
48:BG:122:ALA:CA	48:BG:132:LEU:HA	2.47	0.41
51:BZ:30:LEU:HA	51:BZ:31:PRO:HD3	1.94	0.41
51:BZ:63:GLY:C	51:BZ:65:ASP:N	2.74	0.41
52:BW:39:GLN:HG3	52:BW:42:THR:CB	2.40	0.41
53:B6:171:LYS:HA	53:B6:174:GLN:NE2	2.35	0.41
2:CC:9:ILE:O	2:CC:9:ILE:HG13	2.20	0.41
2:CC:86:LEU:O	2:CC:90:VAL:HG23	2.20	0.41
2:CC:91:ALA:HB2	2:CC:98:ALA:HB3	2.02	0.41
2:CC:185:THR:CG2	2:CC:198:LYS:HG2	2.51	0.41
3:CD:64:TYR:CD1	3:CD:64:TYR:N	2.89	0.41
4:CE:35:LEU:HD22	4:CE:133:ILE:HA	2.02	0.41
5:CF:14:GLN:HE21	5:CF:83:ALA:HB2	1.86	0.41
5:CF:42:TRP:CZ2	5:CF:61:LEU:HD23	2.55	0.41
5:CF:98:GLU:O	5:CF:99:ALA:HB3	2.21	0.41
6:CG:110:ARG:HH11	6:CG:110:ARG:HB3	1.85	0.41
6:CG:111:GLY:HA2	6:CG:118:ARG:NH1	2.36	0.41
7:CH:9:MET:O	7:CH:13:ILE:HG13	2.20	0.41
9:CJ:92:LEU:HB2	9:CJ:93:ALA:H	1.75	0.41
10:CK:81:LEU:HD22	10:CK:104:PHE:HB3	2.03	0.41
11:CL:119:LYS:HE3	11:CL:119:LYS:HB3	1.98	0.41
12:CM:84:CYS:HB2	18:CS:72:GLU:OE1	2.21	0.41
12:CM:89:ARG:HD2	12:CM:95:PRO:O	2.21	0.41
13:CN:42:ASN:O	13:CN:46:LYS:HG2	2.19	0.41
13:CN:100:TRP:HZ2	1:CA:1368:A:H5'	1.85	0.41
14:CO:32:LEU:HD13	14:CO:32:LEU:HA	1.95	0.41
14:CO:39:LEU:HD22	14:CO:59:MET:CE	2.51	0.41
15:CP:68:SER:H	15:CP:71:VAL:CG1	2.34	0.41
16:CQ:30:HIS:CE1	16:CQ:32:ILE:HG22	2.56	0.41
17:CR:33:THR:HG22	17:CR:39:VAL:HG12	2.02	0.41
20:CB:11:ALA:C	20:CB:13:VAL:N	2.75	0.41
20:CB:86:CYS:N	20:CB:88:GLN:NE2	2.68	0.41
20:CB:113:LEU:HD23	20:CB:113:LEU:O	2.21	0.41
20:CB:144:GLU:O	20:CB:148:GLY:HA3	2.20	0.41
20:CB:218:ALA:O	20:CB:221:ARG:HG2	2.21	0.41
1:CA:73:C:O2'	1:CA:74:A:H5'	2.21	0.41
1:CA:115:G:H1'	1:CA:116:A:N7	2.36	0.41

Continued on next page...

Continued from previous page...

Atom-1	Atom-2	Interatomic distance (Å)	Clash overlap (Å)
1:CA:277:C:O2'	1:CA:278:G:H5'	2.21	0.41
1:CA:316:C:H2'	1:CA:317:U:H6	1.86	0.41
1:CA:451:A:N6	1:CA:480:U:H2'	2.35	0.41
1:CA:538:G:O2'	1:CA:539:A:H5'	2.21	0.41
1:CA:552:U:H2'	1:CA:553:A:H8	1.86	0.41
1:CA:562:U:H5''	1:CA:563:A:C4	2.56	0.41
1:CA:591:U:H2'	1:CA:592:G:H8	1.84	0.41
1:CA:635:A:H2'	1:CA:636:U:H6	1.86	0.41
1:CA:667:G:H2'	1:CA:668:G:H8	1.86	0.41
1:CA:834:U:H2'	1:CA:835:U:C6	2.55	0.41
1:CA:852:G:H2'	1:CA:853:C:C6	2.56	0.41
1:CA:911:U:O2'	1:CA:912:C:H5'	2.21	0.41
1:CA:1136:C:H3'	1:CA:1138:G:O6	2.21	0.41
1:CA:1149:C:H2'	1:CA:1150:A:C8	2.55	0.41
21:CU:42:THR:CB	21:CU:46:ARG:HH21	2.33	0.41
23:DB:12:U:O2	23:DB:2626:C:H4'	2.21	0.41
23:DB:289:G:H3'	23:DB:289:G:OP2	2.20	0.41
23:DB:299:A:H2	23:DB:319:G:N3	2.18	0.41
23:DB:341:C:H2'	23:DB:342:A:C8	2.56	0.41
23:DB:391:A:H1'	23:DB:411:G:O4'	2.21	0.41
23:DB:453:A:H4'	23:DB:472:A:N6	2.36	0.41
23:DB:587:C:N3	37:DL:33:ARG:NH2	2.65	0.41
23:DB:657:U:H2'	23:DB:658:U:C6	2.55	0.41
23:DB:685:A:N1	23:DB:787:C:H1'	2.36	0.41
23:DB:866:A:C2'	23:DB:867:C:H5'	2.50	0.41
23:DB:1059:G:H4'	24:DI:116:MET:HE2	2.02	0.41
23:DB:1060:U:OP1	24:DI:75:ALA:HB3	2.20	0.41
23:DB:1215:G:O2'	23:DB:1216:G:H5'	2.21	0.41
23:DB:1462:C:H4'	23:DB:2703:C:O4'	2.21	0.41
23:DB:1462:C:O2'	23:DB:2702:G:H1'	2.21	0.41
23:DB:1676:A:H2'	23:DB:1677:A:O4'	2.21	0.41
23:DB:1764:C:H2'	23:DB:1765:U:H6	1.86	0.41
23:DB:1936:A:H2	23:DB:1943:U:H5	1.69	0.41
23:DB:2263:C:N4	52:DW:11:ASN:ND2	2.69	0.41
23:DB:2341:G:O2'	23:DB:2342:C:H5'	2.21	0.41
23:DB:2373:G:O2'	23:DB:2374:C:H5'	2.21	0.41
23:DB:2518:A:N3	23:DB:2518:A:H2'	2.35	0.41
23:DB:2630:G:O2'	23:DB:2631:G:H5'	2.21	0.41
23:DB:2636:C:O5'	26:DD:81:GLU:HB2	2.21	0.41
23:DB:2769:U:O2'	23:DB:2770:G:H5'	2.21	0.41
23:DB:2852:G:H2'	23:DB:2853:C:O4'	2.21	0.41

Continued on next page...

Continued from previous page...

Atom-1	Atom-2	Interatomic distance (Å)	Clash overlap (Å)
23:DB:2867:G:HO2'	23:DB:2868:A:H8	1.62	0.41
24:DI:10:LEU:HD12	24:DI:10:LEU:C	2.40	0.41
24:DI:68:PHE:CD1	24:DI:68:PHE:N	2.89	0.41
25:DC:32:LEU:HD22	25:DC:63:ILE:HG13	2.03	0.41
25:DC:52:HIS:NE2	25:DC:218:THR:HG23	2.36	0.41
25:DC:54:GLY:O	25:DC:214:GLY:HA2	2.21	0.41
25:DC:91:ALA:HB3	25:DC:105:ALA:HB2	2.03	0.41
25:DC:166:ARG:CB	25:DC:171:VAL:HG22	2.44	0.41
25:DC:262:THR:C	25:DC:264:LYS:H	2.23	0.41
26:DD:76:GLY:O	26:DD:77:ARG:C	2.59	0.41
27:DK:10:VAL:HG21	27:DK:16:ALA:HA	2.02	0.41
27:DK:66:LYS:HA	27:DK:79:PHE:O	2.21	0.41
28:DP:33:GLU:OE1	28:DP:33:GLU:HA	2.20	0.41
29:DE:12:LEU:HD12	29:DE:14:VAL:CG1	2.50	0.41
29:DE:108:ILE:HG12	37:DL:2:ARG:NH2	2.35	0.41
29:DE:128:ALA:HA	29:DE:156:ASN:HD21	1.86	0.41
29:DE:186:VAL:O	29:DE:186:VAL:HG13	2.20	0.41
36:D2:21:ARG:HG2	36:D2:31:LEU:HD21	2.03	0.41
37:DL:14:LYS:O	37:DL:15:ALA:C	2.59	0.41
37:DL:132:ARG:HA	37:DL:135:ILE:HG21	2.02	0.41
38:DM:41:LEU:HD13	38:DM:46:ILE:HG22	2.03	0.41
38:DM:57:VAL:O	38:DM:58:LYS:HB2	2.20	0.41
39:DX:46:VAL:CA	39:DX:49:ASP:HB2	2.51	0.41
40:DH:14:SER:OG	40:DH:17:ASP:HB2	2.20	0.41
40:DH:16:GLY:HA2	40:DH:47:PHE:CE1	2.56	0.41
40:DH:60:GLU:HA	40:DH:62:LEU:CD2	2.51	0.41
41:DJ:23:LYS:HE3	41:DJ:142:ILE:CG2	2.49	0.41
42:DN:51:LEU:O	42:DN:54:LEU:HB3	2.21	0.41
43:DO:35:ILE:HD11	43:DO:102:ARG:NE	2.35	0.41
45:DS:13:SER:OG	45:DS:16:LYS:HB2	2.21	0.41
45:DS:69:LEU:HD12	45:DS:69:LEU:HA	1.81	0.41
46:DU:53:GLN:N	46:DU:53:GLN:OE1	2.53	0.41
46:DU:94:PHE:HB2	46:DU:101:THR:H	1.84	0.41
47:DF:39:VAL:HG13	47:DF:40:GLY:H	1.85	0.41
47:DF:90:LEU:HB3	47:DF:95:MET:CB	2.51	0.41
47:DF:160:LYS:HE2	47:DF:161:SER:HB3	2.03	0.41
48:DG:34:ARG:HH11	48:DG:34:ARG:CG	2.34	0.41
48:DG:44:HIS:CE1	48:DG:47:ASN:HA	2.56	0.41
48:DG:91:VAL:HG23	48:DG:92:GLY:N	2.36	0.41
48:DG:103:ASN:HA	48:DG:113:ASP:HA	2.03	0.41
50:DT:39:THR:O	50:DT:41:ALA:N	2.54	0.41

Continued on next page...

Continued from previous page...

Atom-1	Atom-2	Interatomic distance (Å)	Clash overlap (Å)
50:DT:40:LYS:HE3	50:DT:59:ASN:HA	2.02	0.41
52:DW:50:VAL:HG23	52:DW:61:LYS:CE	2.50	0.41
53:D6:18:LEU:HD21	53:D6:171:LYS:CG	2.51	0.41
53:D6:18:LEU:HD12	53:D6:18:LEU:HA	1.86	0.41
53:D6:106:LEU:H	53:D6:106:LEU:CD2	2.34	0.41
1:AA:179:A:H2'	1:AA:180:U:C6	2.56	0.41
1:AA:499:A:H4'	1:AA:500:G:OP1	2.20	0.41
1:AA:591:U:H2'	1:AA:592:G:H8	1.85	0.41
1:AA:617:G:H4'	15:AP:46:LYS:CE	2.50	0.41
1:AA:620:C:H1'	3:AD:131:ILE:HG21	2.03	0.41
1:AA:628:G:O2'	1:AA:629:A:H5'	2.21	0.41
1:AA:658:C:H2'	1:AA:659:U:C6	2.56	0.41
1:AA:880:C:O2'	1:AA:881:G:H5'	2.21	0.41
1:AA:1100:C:O2	1:AA:1102:A:H5'	2.21	0.41
1:AA:1509:C:O2'	1:AA:1510:C:H5'	2.21	0.41
2:AC:147:GLY:HA2	2:AC:170:GLY:HA3	2.03	0.41
2:AC:179:ALA:CB	2:AC:181:ILE:HD11	2.49	0.41
3:AD:97:LEU:HD12	3:AD:136:VAL:CG2	2.51	0.41
4:AE:44:ARG:HA	4:AE:71:ILE:O	2.21	0.41
7:AH:63:LYS:CD	7:AH:70:VAL:HG21	2.51	0.41
13:AN:60:ARG:HG3	13:AN:62:ARG:CG	2.49	0.41
13:AN:72:PHE:CD1	13:AN:73:LEU:N	2.89	0.41
22:BA:93:C:O2'	22:BA:94:A:H5'	2.21	0.41
23:BB:139:U:OP2	23:BB:140:C:N3	2.54	0.41
23:BB:143:C:H2'	23:BB:144:A:C1'	2.51	0.41
23:BB:198:C:C2'	23:BB:199:A:H5''	2.51	0.41
23:BB:415:A:H2'	23:BB:416:U:C6	2.56	0.41
23:BB:660:C:H2'	23:BB:661:A:H8	1.86	0.41
23:BB:670:A:H3'	37:BL:43:GLY:H	1.86	0.41
23:BB:1276:A:O2'	23:BB:1277:G:H5'	2.20	0.41
23:BB:1433:A:H2'	23:BB:1434:A:O4'	2.20	0.41
23:BB:1516:G:O2'	23:BB:1517:G:H5'	2.21	0.41
23:BB:1553:A:H2'	23:BB:1555:G:N7	2.36	0.41
23:BB:1570:A:H2'	23:BB:1571:A:C8	2.56	0.41
23:BB:1607:C:N4	23:BB:1622:G:OP2	2.47	0.41
23:BB:1907:G:H2'	23:BB:1908:C:C6	2.55	0.41
23:BB:1952:A:OP1	27:BK:42:THR:HG21	2.21	0.41
23:BB:2393:U:H2'	23:BB:2394:C:O4'	2.20	0.41
23:BB:2518:A:N3	23:BB:2518:A:H2'	2.36	0.41
23:BB:2886:A:N7	31:B0:39:ARG:NE	2.66	0.41
25:BC:7:PRO:O	25:BC:9:SER:N	2.54	0.41

Continued on next page...

Continued from previous page...

Atom-1	Atom-2	Interatomic distance (Å)	Clash overlap (Å)
25:BC:130:PRO:HA	25:BC:188:ARG:HA	2.02	0.41
26:BD:8:LYS:HG2	26:BD:9:VAL:H	1.86	0.41
26:BD:121:THR:HG22	26:BD:125:TRP:HD1	1.86	0.41
27:BK:19:VAL:HB	27:BK:41:ILE:CD1	2.51	0.41
29:BE:3:LEU:CD2	29:BE:14:VAL:HG22	2.51	0.41
32:B4:30:GLU:HA	32:B4:31:PRO:HD3	1.94	0.41
35:BV:19:ARG:O	35:BV:22:ALA:HB3	2.21	0.41
39:BX:46:VAL:CA	39:BX:49:ASP:HB2	2.51	0.41
40:BH:105:ALA:C	40:BH:107:GLY:H	2.25	0.41
40:BH:117:LEU:HD13	40:BH:121:VAL:HG23	2.03	0.41
42:BN:87:PHE:HB3	42:BN:90:ARG:CB	2.51	0.41
42:BN:96:ARG:HG2	42:BN:96:ARG:HH21	1.86	0.41
46:BU:66:VAL:O	46:BU:69:VAL:HG22	2.21	0.41
47:BF:110:ILE:HD12	47:BF:112:ASP:CA	2.51	0.41
47:BF:118:ALA:HA	47:BF:176:PHE:CE2	2.56	0.41
47:BF:174:PHE:HA	47:BF:175:PRO:HD2	1.88	0.41
49:BR:87:GLN:HG2	49:BR:88:GLY:N	2.36	0.41
50:BT:60:THR:HA	50:BT:82:LYS:O	2.21	0.41
2:CC:163:ARG:HG2	2:CC:163:ARG:NH1	2.35	0.41
8:CI:23:GLY:H	8:CI:60:LEU:HA	1.86	0.41
12:CM:102:LYS:HE2	1:CA:952:U:C4	2.56	0.41
13:CN:60:ARG:HH21	13:CN:69:PRO:HD3	1.86	0.41
18:CS:6:LYS:HD2	18:CS:6:LYS:N	2.36	0.41
20:CB:31:PHE:HB3	20:CB:39:ILE:O	2.21	0.41
20:CB:96:LEU:HB2	20:CB:99:MET:CE	2.48	0.41
1:CA:75:G:H3'	1:CA:76:G:H8	1.86	0.41
1:CA:602:A:H2'	1:CA:603:U:C6	2.55	0.41
1:CA:720:C:H6	1:CA:720:C:O5'	2.04	0.41
1:CA:1472:U:H2'	1:CA:1473:G:C8	2.56	0.41
23:DB:386:G:H4'	23:DB:387:U:OP2	2.20	0.41
23:DB:545:U:C6	23:DB:548:G:OP1	2.74	0.41
23:DB:671:C:H5'	37:DL:42:SER:CB	2.50	0.41
23:DB:671:C:H3'	37:DL:42:SER:HB3	2.02	0.41
23:DB:1029:A:H2'	23:DB:1030:C:O4'	2.21	0.41
23:DB:1220:G:H2'	23:DB:1221:C:C6	2.56	0.41
23:DB:1278:C:O2'	23:DB:1279:G:H5'	2.20	0.41
23:DB:1323:C:OP1	45:DS:84:ARG:HD3	2.20	0.41
23:DB:1408:G:H2'	23:DB:1409:U:C6	2.56	0.41
23:DB:1601:G:O2'	23:DB:1602:U:H5'	2.20	0.41
23:DB:1797:G:O3'	25:DC:255:LYS:O	2.40	0.41
23:DB:1918:A:C2	23:DB:1919:A:N6	2.89	0.41

Continued on next page...

Continued from previous page...

Atom-1	Atom-2	Interatomic distance (Å)	Clash overlap (Å)
23:DB:1957:C:H2'	23:DB:1958:C:C6	2.56	0.41
23:DB:2303:G:H4'	47:DF:121:PHE:O	2.20	0.41
23:DB:2457:U:C2'	23:DB:2458:G:H5'	2.51	0.41
23:DB:2660:A:H2'	23:DB:2661:G:C8	2.56	0.41
23:DB:2680:U:OP2	26:DD:114:LYS:HD2	2.21	0.41
24:DI:129:GLU:O	24:DI:133:ARG:HG3	2.21	0.41
27:DK:69:VAL:HG11	27:DK:106:GLU:CD	2.41	0.41
28:DP:96:LEU:HA	28:DP:98:TYR:CE1	2.56	0.41
29:DE:46:GLN:HG3	29:DE:87:ALA:CB	2.46	0.41
29:DE:106:LYS:HE3	29:DE:200:LEU:HD12	2.03	0.41
30:DY:23:LEU:HD13	30:DY:28:LEU:HB2	2.03	0.41
35:DV:2:PHE:CE2	35:DV:56:PHE:HA	2.56	0.41
37:DL:141:LYS:C	37:DL:142:ILE:HD12	2.42	0.41
38:DM:71:LYS:HA	38:DM:72:PRO:HD3	1.95	0.41
40:DH:60:GLU:O	40:DH:63:ALA:HB2	2.21	0.41
53:D6:9:GLU:HG2	53:D6:13:HIS:CE1	2.56	0.41
53:D6:80:GLU:O	53:D6:83:ILE:HG12	2.21	0.41
1:AA:152:A:H2'	1:AA:153:C:O4'	2.20	0.40
1:AA:255:G:H2'	1:AA:256:U:C6	2.56	0.40
1:AA:317:U:H2'	1:AA:318:G:C8	2.56	0.40
1:AA:338:A:H2'	1:AA:339:C:H6	1.86	0.40
1:AA:408:A:H3'	1:AA:409:U:H6	1.87	0.40
1:AA:538:G:O2'	1:AA:539:A:H5'	2.21	0.40
1:AA:599:C:O2'	1:AA:600:A:H5'	2.21	0.40
1:AA:1142:G:C2'	1:AA:1143:G:H5'	2.51	0.40
1:AA:1217:C:H2'	1:AA:1218:C:H6	1.86	0.40
1:AA:1238:A:N3	1:AA:1238:A:H2'	2.36	0.40
1:AA:1258:G:H2'	1:AA:1259:C:C6	2.56	0.40
1:AA:1263:C:H2'	1:AA:1264:U:C6	2.56	0.40
1:AA:1328:C:O2'	1:AA:1329:A:H5'	2.20	0.40
2:AC:172:VAL:O	2:AC:174:LEU:HD12	2.20	0.40
3:AD:53:GLN:HB3	3:AD:202:LEU:HB2	2.03	0.40
4:AE:59:ILE:O	4:AE:63:MET:HG2	2.21	0.40
4:AE:81:GLN:CD	4:AE:148:SER:HA	2.42	0.40
5:AF:4:TYR:O	5:AF:63:ASN:HA	2.21	0.40
5:AF:43:GLY:O	5:AF:58:HIS:HA	2.20	0.40
6:AG:132:THR:HA	6:AG:135:LYS:HB2	2.03	0.40
9:AJ:37:ARG:HA	9:AJ:37:ARG:CZ	2.51	0.40
9:AJ:47:GLU:O	9:AJ:66:GLU:HA	2.21	0.40
13:AN:23:ARG:O	13:AN:26:LEU:HB3	2.21	0.40
14:AO:70:LEU:HD13	14:AO:70:LEU:O	2.22	0.40

Continued on next page...

Continued from previous page...

Atom-1	Atom-2	Interatomic distance (Å)	Clash overlap (Å)
17:AR:32:ILE:HG22	17:AR:33:THR:O	2.21	0.40
18:AS:63:ASP:O	18:AS:65:MET:N	2.54	0.40
19:AT:57:VAL:HG23	19:AT:58:ASP:H	1.86	0.40
22:BA:17:C:O2'	22:BA:18:G:H5'	2.21	0.40
23:BB:226:A:H1'	23:BB:230:G:N2	2.36	0.40
23:BB:302:C:H2'	23:BB:303:G:H8	1.86	0.40
23:BB:378:C:C2'	23:BB:379:G:H5'	2.51	0.40
23:BB:388:G:N7	23:BB:390:U:H2'	2.36	0.40
23:BB:438:G:H2'	23:BB:439:A:C8	2.56	0.40
23:BB:592:A:C2	34:B3:3:ILE:HD11	2.56	0.40
23:BB:705:A:O2'	23:BB:706:A:H5'	2.20	0.40
23:BB:739:A:H1'	23:BB:740:C:H5	1.87	0.40
23:BB:925:A:O2'	23:BB:926:G:H5'	2.21	0.40
23:BB:1059:G:H2'	23:BB:1060:U:C5	2.56	0.40
23:BB:1063:G:O2'	23:BB:1064:C:H5'	2.21	0.40
23:BB:1445:G:H2'	23:BB:1446:C:C6	2.56	0.40
23:BB:1737:G:H8	23:BB:1737:G:OP2	2.04	0.40
23:BB:2223:G:O2'	23:BB:2224:G:H5'	2.21	0.40
23:BB:2233:U:H2'	23:BB:2234:G:C8	2.56	0.40
23:BB:2445:G:OP1	29:BE:69:ARG:NH2	2.52	0.40
23:BB:2468:A:H2'	23:BB:2476:A:C6	2.56	0.40
23:BB:2513:A:H2	26:BD:148:GLN:OE1	2.04	0.40
23:BB:2636:C:O2'	23:BB:2637:U:H5'	2.21	0.40
23:BB:2745:C:H3'	23:BB:2746:U:C5	2.56	0.40
23:BB:2756:U:H4'	23:BB:2757:A:O5'	2.20	0.40
23:BB:2883:A:OP1	31:B0:48:TYR:CE1	2.74	0.40
25:BC:109:LEU:CD2	25:BC:109:LEU:N	2.84	0.40
25:BC:259:ASN:C	25:BC:261:ARG:H	2.25	0.40
26:BD:55:LYS:HB2	26:BD:75:ALA:HB1	2.03	0.40
26:BD:125:TRP:CD1	26:BD:160:LYS:HB3	2.56	0.40
27:BK:4:GLU:OE2	27:BK:23:LYS:HA	2.21	0.40
27:BK:76:VAL:HB	28:BP:72:VAL:CG2	2.51	0.40
29:BE:106:LYS:HE3	29:BE:200:LEU:HD12	2.03	0.40
29:BE:161:ALA:C	29:BE:163:ASN:N	2.72	0.40
29:BE:173:THR:C	29:BE:175:ILE:H	2.25	0.40
29:BE:186:VAL:O	29:BE:186:VAL:HG13	2.21	0.40
29:BE:195:GLN:C	29:BE:197:GLU:N	2.72	0.40
36:B2:17:GLY:O	36:B2:21:ARG:HB2	2.21	0.40
37:BL:14:LYS:O	37:BL:15:ALA:C	2.58	0.40
37:BL:56:PRO:O	37:BL:60:ARG:HG3	2.21	0.40
37:BL:94:THR:O	37:BL:97:ALA:N	2.54	0.40

Continued on next page...

Continued from previous page...

Atom-1	Atom-2	Interatomic distance (Å)	Clash overlap (Å)
38:BM:18:ARG:HA	38:BM:18:ARG:HD2	1.87	0.40
38:BM:57:VAL:O	38:BM:58:LYS:HB2	2.21	0.40
42:BN:52:ILE:CD1	42:BN:83:LEU:HD23	2.50	0.40
46:BU:10:VAL:HG21	46:BU:35:VAL:CG2	2.52	0.40
47:BF:43:ILE:HA	47:BF:46:LYS:HE2	2.04	0.40
47:BF:110:ILE:HG13	47:BF:111:ARG:N	2.35	0.40
49:BR:6:GLN:HE22	49:BR:9:GLY:C	2.24	0.40
49:BR:7:SER:OG	49:BR:12:HIS:CE1	2.74	0.40
51:BZ:64:ILE:H	51:BZ:64:ILE:CD1	2.21	0.40
52:BW:32:ALA:O	52:BW:58:LEU:O	2.38	0.40
3:CD:55:ARG:NH2	1:CA:544:G:OP1	2.55	0.40
5:CF:2:ARG:HG2	5:CF:3:HIS:H	1.86	0.40
6:CG:151:ALA:HB3	6:CG:153:TYR:CE1	2.57	0.40
7:CH:40:LYS:HE3	7:CH:47:ASP:HA	2.02	0.40
14:CO:37:ASN:HA	14:CO:40:GLN:HG3	2.03	0.40
15:CP:10:GLY:O	1:CA:624:C:H4'	2.21	0.40
15:CP:48:GLU:CG	15:CP:49:GLY:N	2.84	0.40
19:CT:57:VAL:HG23	19:CT:58:ASP:H	1.87	0.40
1:CA:372:C:H4'	1:CA:373:A:C5'	2.49	0.40
1:CA:432:A:C2'	1:CA:433:G:H5'	2.51	0.40
1:CA:674:G:O2'	1:CA:675:A:H5'	2.21	0.40
1:CA:828:U:H4'	1:CA:828:U:OP1	2.20	0.40
1:CA:960:U:O2	1:CA:960:U:H2'	2.21	0.40
1:CA:982:U:H4'	1:CA:983:A:O4'	2.21	0.40
1:CA:1313:U:H2'	1:CA:1314:C:C6	2.56	0.40
21:CU:3:ILE:O	21:CU:3:ILE:HG22	2.21	0.40
22:DA:85:G:H2'	22:DA:86:G:H8	1.87	0.40
23:DB:28:A:N6	23:DB:512:G:O2'	2.54	0.40
23:DB:255:A:C2	23:DB:256:A:H1'	2.56	0.40
23:DB:477:A:H2'	23:DB:478:A:C8	2.56	0.40
23:DB:490:C:H3'	23:DB:491:G:H5''	2.03	0.40
23:DB:528:A:H3'	23:DB:528:A:H8	1.85	0.40
23:DB:663:G:OP1	37:DL:17:LYS:HG2	2.21	0.40
23:DB:962:G:H2'	23:DB:963:U:C6	2.56	0.40
23:DB:1063:G:O2'	23:DB:1064:C:H5'	2.21	0.40
23:DB:1076:C:H2'	23:DB:1077:A:H8	1.86	0.40
23:DB:1210:G:H5'	23:DB:1212:G:C5'	2.51	0.40
23:DB:1221:C:H2'	23:DB:1222:U:H6	1.85	0.40
23:DB:1276:A:O2'	23:DB:1277:G:H5'	2.21	0.40
23:DB:1290:C:O2'	23:DB:1291:C:H5'	2.21	0.40
23:DB:1328:A:H2'	23:DB:1330:C:C4	2.56	0.40

Continued on next page...

Continued from previous page...

Atom-1	Atom-2	Interatomic distance (Å)	Clash overlap (Å)
23:DB:1508:A:H3'	23:DB:1509:A:C5	2.56	0.40
23:DB:1791:A:O3'	25:DC:204:LEU:HB2	2.21	0.40
23:DB:1916:A:H3'	23:DB:1917:U:C6	2.56	0.40
23:DB:2336:A:N6	52:DW:40:ARG:CB	2.85	0.40
23:DB:2358:A:H2'	23:DB:2359:C:C6	2.56	0.40
23:DB:2513:A:H2	26:DD:148:GLN:OE1	2.04	0.40
23:DB:2544:G:O2'	23:DB:2545:G:H5'	2.21	0.40
23:DB:2641:G:H5''	41:DJ:78:THR:HB	2.03	0.40
23:DB:2649:C:O2'	23:DB:2650:U:H5'	2.21	0.40
23:DB:2650:U:O2'	23:DB:2651:C:H5'	2.21	0.40
23:DB:2675:A:H4'	27:DK:29:HIS:HB2	2.03	0.40
23:DB:2714:G:H2'	23:DB:2715:C:C6	2.56	0.40
23:DB:2836:U:H2'	23:DB:2837:A:H8	1.86	0.40
23:DB:2869:G:H2'	23:DB:2870:C:H6	1.85	0.40
23:DB:2875:C:H2'	23:DB:2876:G:C8	2.55	0.40
25:DC:120:ASP:O	25:DC:121:ALA:C	2.59	0.40
28:DP:103:THR:O	28:DP:107:ALA:N	2.47	0.40
29:DE:2:GLU:HA	29:DE:2:GLU:OE1	2.21	0.40
29:DE:37:ALA:HB1	29:DE:92:HIS:O	2.21	0.40
29:DE:118:LEU:HD21	29:DE:188:MET:CE	2.50	0.40
30:DY:16:LEU:N	30:DY:16:LEU:HD22	2.36	0.40
32:D4:2:LYS:CD	32:D4:4:ARG:HE	2.17	0.40
33:D1:24:LYS:HE3	33:D1:29:LYS:O	2.21	0.40
34:D3:21:PHE:CE1	34:D3:58:ILE:HG12	2.56	0.40
41:DJ:13:ARG:O	41:DJ:14:ASP:HB2	2.21	0.40
43:DO:27:VAL:HG21	43:DO:40:ILE:HD12	2.03	0.40
43:DO:30:ARG:HG2	43:DO:35:ILE:HD13	2.03	0.40
45:DS:61:ASN:HD22	45:DS:61:ASN:HA	1.61	0.40
47:DF:7:TYR:HA	47:DF:11:VAL:HB	2.03	0.40
47:DF:105:ILE:O	47:DF:109:ARG:HB2	2.20	0.40
47:DF:177:ARG:HA	47:DF:177:ARG:NH1	2.37	0.40
48:DG:36:LEU:N	48:DG:36:LEU:HD22	2.36	0.40
48:DG:49:LEU:HB3	48:DG:51:PHE:CZ	2.56	0.40
48:DG:98:LYS:O	48:DG:101:VAL:HG22	2.21	0.40
48:DG:123:GLU:HG2	48:DG:124:CYS:H	1.86	0.40
49:DR:15:SER:H	49:DR:18:GLN:NE2	2.19	0.40
49:DR:49:ILE:HB	49:DR:51:VAL:O	2.21	0.40
49:DR:53:PHE:N	49:DR:53:PHE:CD1	2.89	0.40
50:DT:60:THR:HA	50:DT:82:LYS:O	2.21	0.40
51:DZ:27:ARG:HG3	51:DZ:28:ARG:H	1.85	0.40
52:DW:49:ASN:CB	52:DW:81:ILE:HG12	2.51	0.40

Continued on next page...

Continued from previous page...

Atom-1	Atom-2	Interatomic distance (Å)	Clash overlap (Å)
53:D6:137:LEU:CD1	53:D6:161:ILE:HG21	2.49	0.40
1:AA:81:A:N3	1:AA:82:G:N7	2.70	0.40
1:AA:123:U:OP1	1:AA:312:C:H5'	2.21	0.40
1:AA:230:G:O2'	1:AA:231:U:H5'	2.21	0.40
1:AA:620:C:H2'	1:AA:621:A:C8	2.56	0.40
1:AA:677:U:H2'	1:AA:678:U:C6	2.56	0.40
1:AA:677:U:H1'	10:AK:120:CYS:SG	2.60	0.40
1:AA:720:C:O5'	1:AA:720:C:H6	2.04	0.40
1:AA:1279:G:H5''	9:AJ:9:ARG:NH2	2.36	0.40
2:AC:155:ARG:H	2:AC:162:ALA:HA	1.86	0.40
4:AE:125:LYS:HD2	4:AE:126:ALA:H	1.86	0.40
5:AF:5:GLU:HA	5:AF:63:ASN:HA	2.04	0.40
10:AK:28:ASN:ND2	10:AK:29:THR:N	2.68	0.40
10:AK:33:ILE:HG13	10:AK:73:VAL:HG21	2.02	0.40
11:AL:6:LEU:HD21	11:AL:11:ARG:NE	2.37	0.40
13:AN:77:GLY:C	13:AN:78:LEU:HD12	2.41	0.40
15:AP:38:PHE:CE2	15:AP:51:ARG:HD3	2.56	0.40
23:BB:19:A:O2'	23:BB:20:C:H5'	2.22	0.40
23:BB:197:A:H4'	23:BB:2069:G:OP2	2.21	0.40
23:BB:278:A:N3	23:BB:278:A:H2'	2.36	0.40
23:BB:958:U:N3	38:BM:16:ARG:HB3	2.16	0.40
23:BB:1172:C:H2'	23:BB:1173:U:O4'	2.21	0.40
23:BB:1275:A:C2'	23:BB:1276:A:O4'	2.69	0.40
23:BB:1328:A:H2'	23:BB:1330:C:C5	2.57	0.40
23:BB:1425:G:H2'	23:BB:1426:G:C8	2.56	0.40
23:BB:2331:G:H2'	23:BB:2332:C:H6	1.86	0.40
23:BB:2485:G:O2'	23:BB:2486:C:H5'	2.22	0.40
23:BB:2839:G:O2'	23:BB:2840:C:H5'	2.21	0.40
56:BB:3459:HOH:O	37:BL:99:ASN:HB3	2.21	0.40
25:BC:62:ARG:O	25:BC:63:ILE:HG12	2.21	0.40
25:BC:123:ILE:HG23	25:BC:123:ILE:O	2.21	0.40
26:BD:148:GLN:CB	26:BD:152:PRO:HG2	2.52	0.40
28:BP:54:LEU:HA	28:BP:76:HIS:CD2	2.46	0.40
29:BE:135:ALA:HA	29:BE:138:LEU:HD12	2.03	0.40
31:B0:39:ARG:HG3	31:B0:39:ARG:NH1	2.35	0.40
38:BM:66:ARG:HB3	38:BM:66:ARG:NH1	2.32	0.40
40:BH:32:PRO:CG	51:BZ:39:TRP:HB3	2.52	0.40
41:BJ:64:VAL:HG13	41:BJ:68:LYS:HB2	2.02	0.40
41:BJ:102:GLU:HG3	41:BJ:124:VAL:HG11	2.03	0.40
45:BS:95:ARG:NE	45:BS:95:ARG:HA	2.37	0.40
47:BF:39:VAL:HG13	47:BF:40:GLY:H	1.85	0.40

Continued on next page...

Continued from previous page...

Atom-1	Atom-2	Interatomic distance (Å)	Clash overlap (Å)
48:BG:36:LEU:N	48:BG:36:LEU:HD22	2.35	0.40
48:BG:95:ALA:HB3	48:BG:124:CYS:SG	2.62	0.40
50:BT:44:LYS:C	50:BT:46:ALA:H	2.25	0.40
52:BW:37:VAL:C	52:BW:38:ARG:HG2	2.42	0.40
53:B6:60:ALA:CA	53:B6:66:LEU:HG	2.51	0.40
2:CC:39:ARG:HE	2:CC:54:ILE:CG2	2.33	0.40
2:CC:61:LYS:O	2:CC:62:SER:HB3	2.21	0.40
2:CC:187:GLU:HB3	2:CC:194:VAL:CG1	2.51	0.40
2:CC:194:VAL:HG12	2:CC:195:ILE:N	2.36	0.40
3:CD:79:ALA:HA	3:CD:85:THR:OG1	2.20	0.40
4:CE:44:ARG:HA	4:CE:71:ILE:O	2.20	0.40
6:CG:16:LYS:HB3	6:CG:17:PHE:CD1	2.56	0.40
8:CI:103:VAL:HG23	8:CI:104:THR:N	2.36	0.40
8:CI:125:GLN:HB3	1:CA:1342:C:O2'	2.21	0.40
9:CJ:74:VAL:O	9:CJ:75:ASP:O	2.40	0.40
11:CL:87:LYS:HE2	1:CA:525:C:OP1	2.21	0.40
13:CN:42:ASN:HD21	13:CN:46:LYS:HZ1	1.68	0.40
20:CB:98:GLY:HA2	20:CB:101:THR:HG22	2.04	0.40
20:CB:108:GLN:O	20:CB:111:LYS:HB3	2.21	0.40
1:CA:576:C:H3'	1:CA:576:C:OP2	2.20	0.40
1:CA:948:C:O2'	1:CA:949:A:H5'	2.21	0.40
1:CA:1039:G:O2'	1:CA:1040:U:H5'	2.22	0.40
1:CA:1173:U:H2'	1:CA:1174:G:O4'	2.21	0.40
1:CA:1230:C:H2'	1:CA:1231:G:H8	1.87	0.40
1:CA:1253:G:N1	1:CA:1285:A:N6	2.70	0.40
1:CA:1361:G:C2'	1:CA:1362:A:H5''	2.47	0.40
23:DB:96:C:H4'	39:DX:41:HIS:NE2	2.37	0.40
23:DB:211:C:O2'	23:DB:212:G:H5'	2.22	0.40
23:DB:233:A:C2'	23:DB:234:U:H5'	2.51	0.40
23:DB:299:A:H2'	23:DB:300:A:C8	2.56	0.40
23:DB:372:G:N2	23:DB:401:A:OP2	2.54	0.40
23:DB:584:C:O2'	23:DB:585:G:H5'	2.21	0.40
23:DB:664:G:H2'	23:DB:665:U:C6	2.56	0.40
23:DB:855:G:C6	23:DB:923:G:C6	3.09	0.40
23:DB:857:G:H2'	23:DB:858:G:H5'	2.00	0.40
23:DB:900:A:H2'	23:DB:901:C:H6	1.86	0.40
23:DB:964:C:O2'	23:DB:2273:A:H1'	2.21	0.40
23:DB:1033:U:H5	32:D4:15:LYS:HE3	1.86	0.40
23:DB:1165:A:H2'	23:DB:1166:G:H8	1.86	0.40
23:DB:1177:G:C6	23:DB:1178:C:N4	2.89	0.40
23:DB:1199:U:H5'	44:DQ:4:LYS:HG2	2.03	0.40

Continued on next page...

Continued from previous page...

Atom-1	Atom-2	Interatomic distance (Å)	Clash overlap (Å)
23:DB:1408:G:H2'	23:DB:1409:U:H6	1.86	0.40
23:DB:1553:A:H2'	23:DB:1555:G:N7	2.36	0.40
23:DB:1885:A:H3'	23:DB:1886:U:H6	1.85	0.40
23:DB:1973:G:H2'	23:DB:1974:C:C6	2.56	0.40
23:DB:2361:G:OP1	34:D3:25:HIS:HA	2.21	0.40
23:DB:2485:G:H5''	38:DM:45:GLN:HE21	1.85	0.40
23:DB:2742:G:OP1	32:D4:36:ARG:NH1	2.55	0.40
25:DC:89:ASN:HD22	25:DC:89:ASN:HA	1.53	0.40
25:DC:131:MET:CE	25:DC:183:VAL:HG11	2.51	0.40
26:DD:51:THR:HG22	26:DD:76:GLY:HA3	2.00	0.40
27:DK:115:ILE:C	27:DK:117:SER:H	2.23	0.40
29:DE:198:GLU:O	29:DE:199:MET:C	2.59	0.40
37:DL:79:LEU:HG	37:DL:112:LEU:HA	2.03	0.40
37:DL:129:LYS:HA	37:DL:132:ARG:HG2	2.03	0.40
38:DM:4:PRO:CG	38:DM:70:ASP:HA	2.51	0.40
41:DJ:33:ALA:HB2	41:DJ:108:MET:HB2	2.03	0.40
42:DN:70:THR:O	42:DN:72:ASP:N	2.52	0.40
42:DN:96:ARG:CG	42:DN:98:LEU:HD22	2.50	0.40
43:DO:110:ALA:O	43:DO:115:LEU:HB2	2.21	0.40
44:DQ:89:ILE:HB	44:DQ:90:ASP:H	1.76	0.40
44:DQ:111:LYS:CD	49:DR:48:LYS:HZ2	2.34	0.40
45:DS:2:GLU:O	45:DS:3:THR:C	2.60	0.40
45:DS:95:ARG:NE	45:DS:95:ARG:HA	2.37	0.40
47:DF:139:GLU:CD	47:DF:140:ILE:N	2.74	0.40
50:DT:7:LEU:HD22	50:DT:9:LYS:HE3	2.03	0.40
52:DW:46:ALA:O	52:DW:49:ASN:O	2.39	0.40
52:DW:54:ARG:HB2	52:DW:54:ARG:HH11	1.86	0.40
53:D6:150:SER:OG	53:D6:153:GLU:HG3	2.21	0.40
1:AA:154:U:O2'	1:AA:155:A:H5'	2.21	0.40
1:AA:1096:C:H2'	1:AA:1097:C:H6	1.86	0.40
1:AA:1136:C:H3'	1:AA:1138:G:O6	2.21	0.40
1:AA:1291:U:H2'	1:AA:1292:G:C8	2.56	0.40
1:AA:1297:G:O2'	6:AG:113:LYS:HE3	2.19	0.40
1:AA:1346:A:H61	1:AA:1374:A:H3'	1.86	0.40
1:AA:1426:G:H2'	1:AA:1427:C:C6	2.56	0.40
1:AA:1488:G:O2'	1:AA:1489:G:H5'	2.21	0.40
2:AC:9:ILE:HG23	2:AC:10:ARG:HG3	2.03	0.40
3:AD:62:ARG:HG2	3:AD:62:ARG:H	1.75	0.40
5:AF:4:TYR:HA	5:AF:90:MET:O	2.22	0.40
7:AH:29:SER:O	7:AH:30:LYS:C	2.59	0.40
12:AM:2:ARG:HA	12:AM:6:ILE:O	2.22	0.40

Continued on next page...

Continued from previous page...

Atom-1	Atom-2	Interatomic distance (Å)	Clash overlap (Å)
15:AP:22:ALA:HB2	15:AP:32:PHE:HA	2.02	0.40
21:AU:3:ILE:HG21	21:AU:18:PHE:HB3	2.03	0.40
23:BB:322:A:P	29:BE:163:ASN:HD22	2.43	0.40
23:BB:401:A:O2'	23:BB:402:A:H5'	2.20	0.40
23:BB:587:C:N3	37:BL:33:ARG:NH2	2.67	0.40
23:BB:680:C:H2'	23:BB:681:G:C8	2.56	0.40
23:BB:685:A:H1'	23:BB:688:U:O4	2.22	0.40
23:BB:1197:G:C4	23:BB:1198:U:C5	3.10	0.40
23:BB:1231:U:H2'	23:BB:1232:G:H8	1.86	0.40
23:BB:1279:G:H4'	42:BN:31:HIS:CD2	2.56	0.40
23:BB:1313:U:H4'	23:BB:1332:G:H4'	2.03	0.40
23:BB:1323:C:H2'	23:BB:1324:G:H5'	2.02	0.40
23:BB:1340:U:H5'	50:BT:61:LEU:HD22	2.04	0.40
23:BB:1341:G:N2	23:BB:1398:C:H4'	2.36	0.40
23:BB:1358:G:N2	23:BB:1372:U:C5	2.89	0.40
23:BB:1445:G:O2'	23:BB:1446:C:H5'	2.22	0.40
23:BB:1490:A:H2'	25:BC:97:ASP:OD2	2.22	0.40
23:BB:1585:C:O2'	23:BB:1586:A:H5'	2.22	0.40
23:BB:2023:C:O2'	23:BB:2024:G:H5'	2.22	0.40
23:BB:2025:C:H2'	23:BB:2026:U:H6	1.85	0.40
23:BB:2266:A:O4'	23:BB:2272:U:O4	2.40	0.40
23:BB:2304:G:H4'	47:BF:128:SER:O	2.21	0.40
23:BB:2368:C:H2'	23:BB:2369:A:H8	1.86	0.40
23:BB:2579:C:H4'	26:BD:139:SER:HB2	2.03	0.40
23:BB:2680:U:P	26:BD:114:LYS:HB3	2.61	0.40
23:BB:2751:G:H3'	23:BB:2752:C:C6	2.56	0.40
23:BB:2834:G:H2'	23:BB:2879:A:N6	2.37	0.40
23:BB:2900:A:H2'	23:BB:2901:C:C1'	2.52	0.40
25:BC:120:ASP:O	25:BC:121:ALA:C	2.59	0.40
27:BK:110:GLU:N	27:BK:111:LYS:HZ3	2.19	0.40
29:BE:40:ARG:NH2	29:BE:92:HIS:NE2	2.70	0.40
30:BY:51:SER:HA	30:BY:54:VAL:HG22	2.04	0.40
34:B3:21:PHE:HE1	34:B3:58:ILE:HG12	1.86	0.40
34:B3:35:LYS:HG2	34:B3:39:ARG:HH21	1.86	0.40
35:BV:51:GLN:NE2	35:BV:57:TYR:OH	2.54	0.40
40:BH:66:ASN:ND2	40:BH:66:ASN:N	2.67	0.40
40:BH:98:ASP:OD2	40:BH:99:ILE:HG12	2.22	0.40
40:BH:135:HIS:O	40:BH:137:GLU:N	2.55	0.40
41:BJ:11:VAL:CG1	41:BJ:12:LYS:N	2.84	0.40
41:BJ:98:GLU:O	41:BJ:102:GLU:HG3	2.21	0.40
48:BG:127:GLN:HE21	48:BG:127:GLN:HB3	1.69	0.40

Continued on next page...

Continued from previous page...

Atom-1	Atom-2	Interatomic distance (Å)	Clash overlap (Å)
50:BT:57:VAL:O	50:BT:85:VAL:O	2.40	0.40
52:BW:23:LYS:CE	52:BW:24:ARG:HG3	2.51	0.40
53:B6:48:ALA:O	53:B6:50:VAL:HG22	2.22	0.40
2:CC:63:ILE:O	2:CC:98:ALA:HA	2.21	0.40
2:CC:155:ARG:H	2:CC:162:ALA:HA	1.86	0.40
3:CD:8:LEU:CD2	1:CA:429:U:H3'	2.47	0.40
3:CD:53:GLN:HB3	3:CD:202:LEU:HB2	2.03	0.40
3:CD:89:LEU:HD22	3:CD:199:ILE:HD11	2.03	0.40
3:CD:194:ILE:HG23	3:CD:194:ILE:O	2.21	0.40
4:CE:22:LYS:CB	1:CA:1081:A:OP1	2.68	0.40
5:CF:5:GLU:HA	5:CF:63:ASN:HA	2.03	0.40
5:CF:43:GLY:O	5:CF:58:HIS:HA	2.21	0.40
10:CK:115:ILE:HD12	10:CK:115:ILE:H	1.86	0.40
11:CL:83:GLY:HA2	11:CL:94:TYR:HD1	1.85	0.40
13:CN:51:PRO:HG2	13:CN:52:ARG:H	1.87	0.40
14:CO:70:LEU:HD13	14:CO:70:LEU:O	2.21	0.40
17:CR:25:ILE:HG13	17:CR:26:ALA:N	2.37	0.40
1:CA:1140:C:H2'	1:CA:1141:C:C6	2.56	0.40
1:CA:1422:G:H5''	27:DK:48:PRO:CB	2.52	0.40
22:DA:55:U:H2'	22:DA:56:G:C8	2.57	0.40
23:DB:6:A:O2'	23:DB:7:G:H5'	2.21	0.40
23:DB:33:C:H6	23:DB:33:C:H2'	1.75	0.40
23:DB:79:C:HO2'	23:DB:346:A:C1'	2.34	0.40
23:DB:675:A:P	29:DE:60:TRP:HZ2	2.44	0.40
23:DB:725:G:H2'	23:DB:726:G:C1'	2.52	0.40
23:DB:796:C:H2'	23:DB:797:G:H8	1.86	0.40
23:DB:978:G:O4'	23:DB:1001:A:H2	2.04	0.40
23:DB:1201:U:H2'	23:DB:1202:G:H8	1.86	0.40
23:DB:1287:A:O2'	23:DB:1288:G:H5'	2.21	0.40
23:DB:1460:U:H5''	23:DB:1461:C:C6	2.57	0.40
23:DB:1582:C:H3'	23:DB:1583:A:C8	2.55	0.40
23:DB:1707:G:H2'	23:DB:1708:C:C6	2.57	0.40
23:DB:1734:G:H2'	23:DB:1735:A:H8	1.86	0.40
23:DB:2213:U:H2'	23:DB:2214:C:H5'	2.03	0.40
23:DB:2247:A:O2'	23:DB:2248:C:H5'	2.21	0.40
24:DI:73:PRO:CG	24:DI:78:LEU:HD21	2.47	0.40
25:DC:123:ILE:O	25:DC:123:ILE:HG23	2.20	0.40
25:DC:140:VAL:CG1	25:DC:141:HIS:N	2.83	0.40
26:DD:121:THR:HB	26:DD:127:PHE:CD1	2.55	0.40
27:DK:34:GLY:O	27:DK:35:VAL:C	2.59	0.40
28:DP:58:PHE:CD2	28:DP:58:PHE:N	2.89	0.40

Continued on next page...

Continued from previous page...

Atom-1	Atom-2	Interatomic distance (Å)	Clash overlap (Å)
31:D0:3:GLN:HE21	31:D0:3:GLN:HB3	1.63	0.40
33:D1:8:ILE:CG2	33:D1:9:LYS:N	2.85	0.40
34:D3:31:ILE:HG13	34:D3:34:LYS:HG2	2.03	0.40
40:DH:90:LEU:HD23	40:DH:94:ILE:HD13	2.03	0.40
41:DJ:127:GLY:H	41:DJ:129:GLU:CD	2.25	0.40
42:DN:31:HIS:C	42:DN:33:ILE:H	2.25	0.40
44:DQ:50:ARG:HG2	44:DQ:50:ARG:HH11	1.87	0.40
45:DS:24:ILE:HG12	45:DS:36:LEU:HD21	2.03	0.40
46:DU:8:ASP:O	46:DU:23:LYS:HA	2.22	0.40
47:DF:110:ILE:HG13	47:DF:111:ARG:N	2.36	0.40
47:DF:131:VAL:C	47:DF:133:GLU:H	2.25	0.40
49:DR:40:MET:C	49:DR:41:ILE:HD13	2.41	0.40
1:AA:343:U:H2'	1:AA:345:C:C4	2.56	0.40
1:AA:346:G:H2'	1:AA:347:G:O4'	2.22	0.40
1:AA:413:G:C2'	1:AA:428:G:H21	2.34	0.40
1:AA:974:A:P	13:AN:68:ARG:HH22	2.44	0.40
1:AA:1477:U:O2'	1:AA:1478:U:H5'	2.20	0.40
1:AA:1526:G:H2'	1:AA:1527:U:H6	1.86	0.40
3:AD:14:GLU:HG3	3:AD:18:LEU:HD21	2.04	0.40
11:AL:23:LEU:C	11:AL:25:ALA:H	2.25	0.40
14:AO:37:ASN:HA	14:AO:40:GLN:HG3	2.02	0.40
16:AQ:17:GLU:O	16:AQ:18:LYS:HB2	2.21	0.40
17:AR:33:THR:HG22	17:AR:39:VAL:HG12	2.03	0.40
18:AS:6:LYS:HD2	18:AS:6:LYS:N	2.35	0.40
19:AT:2:ASN:CG	19:AT:3:ILE:N	2.74	0.40
20:AB:163:ILE:HD11	20:AB:209:VAL:HG12	2.04	0.40
21:AU:3:ILE:HG23	21:AU:18:PHE:HD1	1.86	0.40
21:AU:34:ARG:NH2	21:AU:36:PHE:CD2	2.89	0.40
23:BB:17:G:H5''	44:BQ:24:TYR:HE1	1.85	0.40
23:BB:98:G:H22	46:BU:6:ARG:HH12	1.69	0.40
23:BB:122:G:O2'	23:BB:123:G:H5'	2.21	0.40
23:BB:231:A:H3'	23:BB:232:G:H8	1.87	0.40
23:BB:535:G:O4'	44:BQ:48:ASP:HB3	2.21	0.40
23:BB:541:A:H2'	23:BB:542:C:H6	1.84	0.40
23:BB:596:U:O2'	23:BB:597:G:H5'	2.21	0.40
23:BB:680:C:H2'	23:BB:681:G:H8	1.85	0.40
23:BB:704:G:O2'	23:BB:727:A:N6	2.55	0.40
23:BB:708:G:H2'	23:BB:709:U:H6	1.86	0.40
23:BB:973:A:OP1	23:BB:973:A:H8	2.05	0.40
23:BB:1076:C:O2'	23:BB:1077:A:H5'	2.22	0.40
23:BB:1910:G:O5'	23:BB:1910:G:C8	2.74	0.40

Continued on next page...

Continued from previous page...

Atom-1	Atom-2	Interatomic distance (Å)	Clash overlap (Å)
23:BB:1957:C:H2'	23:BB:1958:C:C6	2.56	0.40
23:BB:2002:G:OP1	42:BN:13:ASN:HA	2.22	0.40
23:BB:2015:A:C2	31:B0:2:VAL:HG22	2.56	0.40
23:BB:2195:U:O2'	23:BB:2196:C:H5'	2.21	0.40
23:BB:2261:C:O2'	23:BB:2262:U:H5'	2.21	0.40
23:BB:2419:U:H2'	23:BB:2420:C:C6	2.56	0.40
23:BB:2692:G:H1'	23:BB:2847:U:O2'	2.21	0.40
23:BB:2714:G:H2'	23:BB:2715:C:C6	2.57	0.40
23:BB:2719:G:H4'	23:BB:2846:G:O3'	2.22	0.40
23:BB:2752:C:H3'	23:BB:2753:A:H8	1.86	0.40
24:BI:23:VAL:CG2	24:BI:24:GLY:H	2.32	0.40
25:BC:76:VAL:O	25:BC:93:VAL:O	2.39	0.40
25:BC:142:ASN:O	25:BC:189:ALA:HA	2.21	0.40
25:BC:184:GLU:C	25:BC:186:ASP:H	2.24	0.40
26:BD:15:PHE:CD2	28:BP:77:SER:HA	2.56	0.40
28:BP:103:THR:O	28:BP:104:GLY:C	2.60	0.40
29:BE:21:ARG:HE	29:BE:106:LYS:HB3	1.86	0.40
29:BE:194:LYS:HE2	29:BE:194:LYS:HB2	1.98	0.40
33:B1:24:LYS:HE3	33:B1:29:LYS:O	2.22	0.40
35:BV:9:ARG:CD	35:BV:41:GLU:HB3	2.52	0.40
36:B2:10:LEU:HD11	36:B2:14:ARG:CZ	2.51	0.40
37:BL:116:VAL:O	37:BL:118:THR:N	2.54	0.40
38:BM:117:PHE:O	38:BM:120:ALA:HB3	2.21	0.40
40:BH:7:ASP:CG	40:BH:8:LYS:N	2.74	0.40
41:BJ:29:ALA:O	41:BJ:32:LEU:HB2	2.21	0.40
45:BS:14:ALA:O	45:BS:17:VAL:N	2.53	0.40
47:BF:119:LYS:HA	47:BF:121:PHE:CE1	2.55	0.40
49:BR:29:THR:O	49:BR:29:THR:HG22	2.21	0.40
52:BW:29:SER:O	52:BW:30:VAL:HB	2.22	0.40
2:CC:62:SER:HA	2:CC:96:VAL:HB	2.03	0.40
2:CC:152:VAL:HB	2:CC:156:LEU:HD21	2.02	0.40
3:CD:35:GLN:HE21	3:CD:35:GLN:HB2	1.52	0.40
4:CE:131:ASN:HD22	4:CE:134:ASN:H	1.69	0.40
7:CH:29:SER:O	7:CH:30:LYS:C	2.59	0.40
7:CH:47:ASP:CG	7:CH:48:PHE:N	2.75	0.40
8:CI:50:PRO:HD3	8:CI:79:ARG:CG	2.48	0.40
11:CL:23:LEU:C	11:CL:25:ALA:N	2.74	0.40
12:CM:15:VAL:CG2	12:CM:40:GLU:HB3	2.50	0.40
12:CM:37:GLY:O	12:CM:38:ILE:HD13	2.22	0.40
13:CN:12:ARG:HD3	13:CN:58:ARG:HB3	2.03	0.40
14:CO:36:ILE:CD1	14:CO:59:MET:HB2	2.42	0.40

Continued on next page...

Continued from previous page...

Atom-1	Atom-2	Interatomic distance (Å)	Clash overlap (Å)
15:CP:7:ALA:O	15:CP:17:TYR:HA	2.21	0.40
18:CS:38:THR:HG22	18:CS:39:ILE:N	2.36	0.40
1:CA:93:U:H2'	1:CA:94:G:H5'	2.03	0.40
1:CA:343:U:H2'	1:CA:345:C:C4	2.57	0.40
1:CA:367:U:OP1	1:CA:395:C:H1'	2.22	0.40
1:CA:488:C:H2'	1:CA:489:C:C6	2.56	0.40
1:CA:620:C:H2'	1:CA:621:A:C8	2.57	0.40
1:CA:656:G:H2'	1:CA:657:U:H6	1.86	0.40
1:CA:984:C:H2'	1:CA:985:C:C6	2.57	0.40
1:CA:985:C:H2'	1:CA:986:U:C6	2.56	0.40
1:CA:1468:A:H8	1:CA:1468:A:O5'	2.05	0.40
21:CU:43:GLU:CG	21:CU:44:ARG:HH21	2.32	0.40
22:DA:14:U:H5'	22:DA:71:C:O4'	2.22	0.40
22:DA:20:G:O2'	22:DA:21:G:H5'	2.22	0.40
23:DB:37:C:O2'	23:DB:38:A:H5'	2.22	0.40
23:DB:116:C:H5''	23:DB:128:C:H5	1.86	0.40
23:DB:265:A:N6	23:DB:427:U:O2'	2.55	0.40
23:DB:302:C:H2'	23:DB:303:G:C8	2.57	0.40
23:DB:573:U:O2'	23:DB:574:A:H3'	2.22	0.40
23:DB:715:A:H2'	23:DB:716:A:C8	2.57	0.40
23:DB:834:G:O2'	23:DB:835:C:H5'	2.21	0.40
23:DB:1057:A:H62	23:DB:1086:A:H2'	1.86	0.40
23:DB:1220:G:H2'	23:DB:1221:C:H6	1.85	0.40
23:DB:1501:G:O2'	23:DB:1502:A:H5'	2.20	0.40
23:DB:1704:C:H2'	23:DB:1705:A:C8	2.56	0.40
23:DB:1878:G:H2'	23:DB:1879:C:C6	2.56	0.40
23:DB:2188:U:H2'	23:DB:2189:U:O4'	2.22	0.40
23:DB:2618:G:H2'	23:DB:2619:C:H6	1.87	0.40
23:DB:2652:C:O2'	23:DB:2653:U:H5'	2.21	0.40
25:DC:7:PRO:C	25:DC:9:SER:N	2.74	0.40
25:DC:142:ASN:O	25:DC:189:ALA:HA	2.21	0.40
25:DC:259:ASN:C	25:DC:261:ARG:H	2.25	0.40
26:DD:3:GLY:C	26:DD:4:LEU:HD22	2.42	0.40
26:DD:8:LYS:HG2	26:DD:9:VAL:H	1.86	0.40
28:DP:77:SER:O	28:DP:80:VAL:HG12	2.21	0.40
29:DE:25:GLU:O	29:DE:28:VAL:HG22	2.21	0.40
32:D4:2:LYS:HG2	32:D4:4:ARG:HG3	2.04	0.40
32:D4:15:LYS:C	32:D4:16:ILE:HD12	2.42	0.40
32:D4:36:ARG:HG2	32:D4:37:GLN:N	2.36	0.40
33:D1:42:VAL:HG12	33:D1:42:VAL:O	2.21	0.40
35:DV:62:THR:HG22	35:DV:71:LYS:HZ2	1.87	0.40

Continued on next page...

Continued from previous page...

Atom-1	Atom-2	Interatomic distance (Å)	Clash overlap (Å)
41:DJ:32:LEU:HD13	41:DJ:105:VAL:HG11	2.04	0.40
41:DJ:77:HIS:CD2	41:DJ:83:GLY:HA3	2.56	0.40
47:DF:43:ILE:HA	47:DF:46:LYS:HE2	2.03	0.40
47:DF:160:LYS:HZ3	47:DF:164:GLU:HG3	1.87	0.40
48:DG:134:GLY:HA3	48:DG:140:ILE:CG2	2.51	0.40
49:DR:87:GLN:HG2	49:DR:88:GLY:N	2.36	0.40
50:DT:44:LYS:C	50:DT:46:ALA:H	2.24	0.40
50:DT:55:VAL:CG2	50:DT:87:LEU:HD23	2.49	0.40
50:DT:69:ARG:HA	50:DT:69:ARG:NE	2.36	0.40
50:DT:69:ARG:HB3	50:DT:74:ILE:HA	2.02	0.40
51:DZ:6:GLN:HE22	51:DZ:77:LYS:HZ2	1.68	0.40
51:DZ:33:LEU:HA	51:DZ:51:VAL:O	2.22	0.40
53:D6:103:ILE:N	53:D6:103:ILE:HD12	2.37	0.40
1:AA:355:C:O2'	1:AA:356:A:H5'	2.20	0.40
1:AA:518:C:H2'	1:AA:530:G:H8	1.87	0.40
1:AA:522:C:N4	11:AL:49:ARG:HH22	2.09	0.40
1:AA:621:A:H2'	1:AA:622:A:H8	1.84	0.40
1:AA:667:G:H2'	1:AA:668:G:H8	1.86	0.40
1:AA:693:G:H2'	1:AA:694:A:O4'	2.22	0.40
1:AA:793:U:O2	1:AA:1516:G:H4'	2.21	0.40
1:AA:812:G:O2'	1:AA:813:U:C6	2.71	0.40
1:AA:892:A:N7	1:AA:906:A:H2	2.19	0.40
1:AA:916:U:H2'	1:AA:917:G:C8	2.56	0.40
1:AA:984:C:H2'	1:AA:985:C:C6	2.57	0.40
1:AA:1045:C:H2'	1:AA:1046:A:O4'	2.21	0.40
1:AA:1073:U:H4'	20:AB:104:LYS:CE	2.51	0.40
1:AA:1332:A:H2'	1:AA:1333:A:H8	1.87	0.40
1:AA:1349:A:OP1	8:AI:121:ARG:HB2	2.22	0.40
1:AA:1417:G:N2	1:AA:1482:G:H2'	2.37	0.40
1:AA:1424:U:H2'	1:AA:1425:U:C6	2.57	0.40
1:AA:1493:A:N3	1:AA:1494:G:N7	2.70	0.40
2:AC:21:TRP:CH2	2:AC:31:ASN:HB3	2.57	0.40
2:AC:54:ILE:O	2:AC:54:ILE:HG12	2.22	0.40
2:AC:61:LYS:O	2:AC:62:SER:HB3	2.22	0.40
4:AE:95:MET:HG3	4:AE:124:ALA:CB	2.49	0.40
5:AF:49:TYR:HE1	17:AR:62:ARG:O	2.05	0.40
8:AI:10:ARG:H	8:AI:80:HIS:HD2	1.68	0.40
10:AK:108:ASN:ND2	21:AU:6:ARG:HB2	2.36	0.40
11:AL:23:LEU:C	11:AL:25:ALA:N	2.75	0.40
11:AL:66:ILE:HG21	11:AL:71:HIS:CB	2.51	0.40
12:AM:13:HIS:HB3	12:AM:40:GLU:O	2.22	0.40

Continued on next page...

Continued from previous page...

Atom-1	Atom-2	Interatomic distance (Å)	Clash overlap (Å)
12:AM:47:LEU:HD13	12:AM:48:SER:H	1.87	0.40
12:AM:84:CYS:HA	18:AS:72:GLU:O	2.20	0.40
13:AN:32:ASP:HB3	13:AN:34:ASN:OD1	2.21	0.40
13:AN:51:PRO:HG2	13:AN:52:ARG:H	1.87	0.40
17:AR:38:ILE:O	17:AR:38:ILE:HG12	2.21	0.40
18:AS:12:LEU:O	18:AS:13:HIS:C	2.60	0.40
20:AB:11:ALA:C	20:AB:13:VAL:N	2.73	0.40
20:AB:22:TRP:CZ3	20:AB:24:PRO:HA	2.56	0.40
20:AB:94:ARG:O	20:AB:94:ARG:HG2	2.22	0.40
20:AB:128:LEU:HD13	20:AB:128:LEU:HA	1.95	0.40
21:AU:52:VAL:CG1	21:AU:53:LYS:N	2.84	0.40
23:BB:537:G:H1'	23:BB:556:A:H61	1.86	0.40
23:BB:1310:G:H1'	23:BB:1611:C:H5'	2.03	0.40
23:BB:1349:C:H2'	23:BB:1350:C:C6	2.56	0.40
23:BB:1420:A:H8	23:BB:2211:A:H62	1.66	0.40
23:BB:1501:G:O2'	23:BB:1502:A:H5'	2.20	0.40
23:BB:1669:A:H2'	23:BB:1669:A:N3	2.36	0.40
23:BB:1816:C:H3'	25:BC:61:TYR:HE2	1.86	0.40
23:BB:2093:G:O5'	40:BH:24:GLY:HA3	2.22	0.40
23:BB:2191:A:H2'	23:BB:2192:U:H6	1.87	0.40
23:BB:2472:G:H1	23:BB:2477:U:P	2.44	0.40
23:BB:2564:A:OP1	23:BB:2648:G:H4'	2.21	0.40
26:BD:24:VAL:HA	26:BD:189:VAL:O	2.20	0.40
26:BD:119:ALA:HB2	26:BD:163:GLY:C	2.42	0.40
27:BK:79:PHE:CD2	28:BP:69:VAL:HG12	2.56	0.40
29:BE:15:SER:HB3	29:BE:18:THR:OG1	2.21	0.40
29:BE:48:THR:HG22	29:BE:86:ALA:CB	2.48	0.40
32:B4:15:LYS:C	32:B4:16:ILE:HD12	2.42	0.40
35:BV:53:LYS:HE2	35:BV:53:LYS:HA	2.02	0.40
37:BL:85:VAL:O	37:BL:85:VAL:HG22	2.21	0.40
40:BH:112:LYS:C	40:BH:114:GLU:N	2.75	0.40
41:BJ:44:TYR:CG	44:BQ:59:LEU:HD11	2.57	0.40
42:BN:118:ARG:HE	42:BN:118:ARG:HB3	1.64	0.40
45:BS:73:LYS:HE3	45:BS:74:ILE:H	1.86	0.40
46:BU:36:GLU:O	46:BU:37:GLY:C	2.60	0.40
46:BU:86:PHE:HB2	46:BU:92:VAL:HB	2.02	0.40
47:BF:137:PHE:O	47:BF:138:PRO:C	2.60	0.40
47:BF:166:ARG:O	47:BF:170:ALA:HB2	2.22	0.40
48:BG:120:ILE:HG12	48:BG:121:THR:N	2.37	0.40
53:B6:4:LYS:HE2	53:B6:4:LYS:HB3	1.91	0.40
53:B6:29:ARG:HG2	53:B6:32:ARG:NH1	2.36	0.40

Continued on next page...

Continued from previous page...

Atom-1	Atom-2	Interatomic distance (Å)	Clash overlap (Å)
53:B6:88:LEU:HB3	53:B6:90:LEU:HD12	2.03	0.40
53:B6:113:ASP:HA	53:B6:116:ARG:CZ	2.51	0.40
3:CD:103:ARG:HH21	3:CD:110:ARG:HH21	1.69	0.40
4:CE:130:THR:HB	1:CA:10:A:OP2	2.22	0.40
6:CG:129:ASN:ND2	6:CG:137:ARG:HH22	2.20	0.40
8:CI:64:ILE:HG22	8:CI:65:THR:N	2.37	0.40
11:CL:66:ILE:HG21	11:CL:71:HIS:CB	2.51	0.40
12:CM:15:VAL:N	12:CM:33:LEU:HD11	2.37	0.40
13:CN:1:ALA:HB1	13:CN:6:LYS:HE2	2.03	0.40
15:CP:56:ARG:HA	15:CP:56:ARG:HD2	1.87	0.40
19:CT:73:ARG:NH1	1:CA:263:A:OP1	2.55	0.40
1:CA:12:U:H4'	1:CA:526:C:H4'	2.04	0.40
1:CA:51:A:H5''	1:CA:52:C:C5'	2.49	0.40
1:CA:399:G:H2'	1:CA:400:C:H6	1.84	0.40
1:CA:552:U:H2'	1:CA:553:A:C8	2.57	0.40
1:CA:625:U:H2'	1:CA:626:G:H8	1.86	0.40
1:CA:768:A:C2'	1:CA:769:G:H5'	2.51	0.40
1:CA:892:A:N7	1:CA:906:A:H2	2.19	0.40
1:CA:927:G:H4'	1:CA:1503:A:N7	2.37	0.40
1:CA:1045:C:H2'	1:CA:1046:A:O4'	2.21	0.40
1:CA:1100:C:O2	1:CA:1102:A:H5'	2.21	0.40
1:CA:1232:U:H2'	1:CA:1233:G:O4'	2.21	0.40
1:CA:1277:C:H1'	1:CA:1282:C:O2	2.21	0.40
1:CA:1442:G:H2'	1:CA:1443:C:C6	2.57	0.40
23:DB:86:G:O2'	23:DB:104:A:H4'	2.21	0.40
23:DB:248:G:O5'	23:DB:249:C:H5''	2.20	0.40
23:DB:569:U:H5''	23:DB:821:A:N1	2.36	0.40
23:DB:574:A:H2	26:DD:150:GLN:OE1	2.04	0.40
23:DB:765:C:O2'	23:DB:766:U:H5'	2.21	0.40
23:DB:812:C:H4'	44:DQ:12:ARG:HH22	1.86	0.40
23:DB:1025:G:H1'	23:DB:1135:C:O5'	2.22	0.40
23:DB:1099:G:O4'	24:DI:3:LYS:O	2.39	0.40
23:DB:1151:A:H2'	23:DB:1152:C:C6	2.57	0.40
23:DB:1438:U:H2'	23:DB:1439:A:O4'	2.22	0.40
23:DB:1495:A:O2'	23:DB:1496:A:H5'	2.21	0.40
23:DB:1513:U:O2'	23:DB:1514:G:H5'	2.22	0.40
23:DB:1771:C:H2'	23:DB:1772:A:C8	2.55	0.40
23:DB:2147:A:H4'	23:DB:2148:G:O4'	2.22	0.40
23:DB:2564:A:OP1	23:DB:2648:G:H4'	2.21	0.40
23:DB:2595:G:O6	25:DC:238:ASN:OD1	2.40	0.40
23:DB:2844:G:O2'	23:DB:2845:U:H5'	2.21	0.40

Continued on next page...

Continued from previous page...

Atom-1	Atom-2	Interatomic distance (Å)	Clash overlap (Å)
24:DI:56:VAL:CG2	24:DI:68:PHE:HB2	2.51	0.40
26:DD:119:ALA:CB	26:DD:163:GLY:C	2.89	0.40
26:DD:125:TRP:CD1	26:DD:160:LYS:HB3	2.56	0.40
28:DP:50:ARG:O	28:DP:51:ASN:HB2	2.22	0.40
28:DP:89:GLY:HA2	28:DP:111:GLU:C	2.42	0.40
29:DE:48:THR:HG22	29:DE:86:ALA:CB	2.48	0.40
29:DE:176:ASP:OD1	29:DE:176:ASP:C	2.60	0.40
30:DY:52:PHE:H	30:DY:52:PHE:HD1	1.65	0.40
37:DL:84:LYS:C	37:DL:86:GLU:H	2.25	0.40
38:DM:19:GLY:C	38:DM:20:LEU:HD22	2.42	0.40
38:DM:26:VAL:HG22	38:DM:133:LYS:HA	2.02	0.40
38:DM:42:THR:OG1	38:DM:45:GLN:HG3	2.21	0.40
40:DH:118:PRO:O	40:DH:119:ASN:CB	2.70	0.40
42:DN:62:ASN:O	42:DN:80:PHE:HZ	2.04	0.40
44:DQ:78:PHE:O	44:DQ:82:LEU:HG	2.21	0.40
44:DQ:94:LEU:O	44:DQ:96:ASP:N	2.54	0.40
45:DS:29:VAL:HG23	45:DS:70:LYS:CA	2.50	0.40
45:DS:48:LYS:O	45:DS:52:GLU:HG2	2.22	0.40
45:DS:72:THR:HG21	45:DS:108:SER:OG	2.21	0.40
46:DU:21:ARG:HG3	46:DU:21:ARG:NH1	2.37	0.40
46:DU:62:ALA:O	46:DU:63:ALA:HB3	2.21	0.40
47:DF:121:PHE:HB3	47:DF:127:TYR:CZ	2.56	0.40
48:DG:44:HIS:O	48:DG:45:ALA:HB3	2.20	0.40
48:DG:148:ARG:HG2	48:DG:163:TYR:CE1	2.56	0.40
50:DT:24:MET:O	50:DT:28:ASN:O	2.40	0.40
51:DZ:45:ARG:CG	51:DZ:46:PHE:N	2.85	0.40
53:D6:147:LEU:HB2	53:D6:149:LEU:HG	2.02	0.40

There are no symmetry-related clashes.

5.3 Torsion angles [i](#)

5.3.1 Protein backbone [i](#)

In the following table, the Percentiles column shows the percent Ramachandran outliers of the chain as a percentile score with respect to all X-ray entries followed by that with respect to entries of similar resolution.

The Analysed column shows the number of residues for which the backbone conformation was analysed, and the total number of residues.

Mol	Chain	Analysed	Favoured	Allowed	Outliers	Percentiles	
2	AC	204/232 (88%)	152 (74%)	36 (18%)	16 (8%)	1	6
2	CC	204/232 (88%)	151 (74%)	37 (18%)	16 (8%)	1	6
3	AD	203/205 (99%)	151 (74%)	39 (19%)	13 (6%)	1	9
3	CD	203/205 (99%)	150 (74%)	41 (20%)	12 (6%)	1	10
4	AE	148/166 (89%)	125 (84%)	20 (14%)	3 (2%)	7	32
4	CE	148/166 (89%)	125 (84%)	20 (14%)	3 (2%)	7	32
5	AF	98/135 (73%)	71 (72%)	18 (18%)	9 (9%)	1	4
5	CF	98/135 (73%)	69 (70%)	21 (21%)	8 (8%)	1	5
6	AG	148/178 (83%)	114 (77%)	28 (19%)	6 (4%)	3	17
6	CG	150/178 (84%)	118 (79%)	25 (17%)	7 (5%)	2	14
7	AH	127/129 (98%)	106 (84%)	17 (13%)	4 (3%)	4	23
7	CH	127/129 (98%)	105 (83%)	18 (14%)	4 (3%)	4	23
8	AI	125/129 (97%)	92 (74%)	28 (22%)	5 (4%)	3	18
8	CI	125/129 (97%)	93 (74%)	28 (22%)	4 (3%)	4	22
9	AJ	96/103 (93%)	73 (76%)	13 (14%)	10 (10%)	0	3
9	CJ	96/103 (93%)	74 (77%)	12 (12%)	10 (10%)	0	3
10	AK	115/128 (90%)	85 (74%)	25 (22%)	5 (4%)	2	16
10	CK	115/128 (90%)	84 (73%)	25 (22%)	6 (5%)	2	13
11	AL	121/123 (98%)	84 (69%)	28 (23%)	9 (7%)	1	7
11	CL	121/123 (98%)	86 (71%)	25 (21%)	10 (8%)	1	5
12	AM	112/117 (96%)	85 (76%)	16 (14%)	11 (10%)	0	3
12	CM	111/117 (95%)	83 (75%)	17 (15%)	11 (10%)	0	3
13	AN	92/100 (92%)	65 (71%)	19 (21%)	8 (9%)	1	5
13	CN	92/100 (92%)	66 (72%)	18 (20%)	8 (9%)	1	5
14	AO	86/89 (97%)	68 (79%)	15 (17%)	3 (4%)	3	21
14	CO	86/89 (97%)	70 (81%)	14 (16%)	2 (2%)	6	29
15	AP	80/82 (98%)	62 (78%)	10 (12%)	8 (10%)	0	3
15	CP	78/82 (95%)	61 (78%)	11 (14%)	6 (8%)	1	6
16	AQ	78/83 (94%)	59 (76%)	15 (19%)	4 (5%)	2	13
16	CQ	79/83 (95%)	60 (76%)	15 (19%)	4 (5%)	2	13
17	AR	53/74 (72%)	48 (91%)	5 (9%)	0	100	100
17	CR	53/74 (72%)	48 (91%)	5 (9%)	0	100	100

Continued on next page...

Continued from previous page...

Mol	Chain	Analysed	Favoured	Allowed	Outliers	Percentiles	
18	AS	77/91 (85%)	59 (77%)	12 (16%)	6 (8%)	1	6
18	CS	78/91 (86%)	61 (78%)	11 (14%)	6 (8%)	1	6
19	AT	83/86 (96%)	64 (77%)	15 (18%)	4 (5%)	2	14
19	CT	83/86 (96%)	65 (78%)	14 (17%)	4 (5%)	2	14
20	AB	216/240 (90%)	153 (71%)	48 (22%)	15 (7%)	1	8
20	CB	216/240 (90%)	150 (69%)	49 (23%)	17 (8%)	1	6
21	AU	49/70 (70%)	31 (63%)	10 (20%)	8 (16%)	0	1
21	CU	49/70 (70%)	31 (63%)	10 (20%)	8 (16%)	0	1
24	BI	139/141 (99%)	119 (86%)	15 (11%)	5 (4%)	3	20
24	DI	139/141 (99%)	114 (82%)	21 (15%)	4 (3%)	4	24
25	BC	269/272 (99%)	176 (65%)	61 (23%)	32 (12%)	0	2
25	DC	269/272 (99%)	177 (66%)	59 (22%)	33 (12%)	0	1
26	BD	207/209 (99%)	123 (59%)	56 (27%)	28 (14%)	0	1
26	DD	207/209 (99%)	122 (59%)	55 (27%)	30 (14%)	0	1
27	BK	119/123 (97%)	80 (67%)	25 (21%)	14 (12%)	0	2
27	DK	119/123 (97%)	81 (68%)	24 (20%)	14 (12%)	0	2
28	BP	112/114 (98%)	68 (61%)	29 (26%)	15 (13%)	0	1
28	DP	112/114 (98%)	69 (62%)	28 (25%)	15 (13%)	0	1
29	BE	199/201 (99%)	126 (63%)	54 (27%)	19 (10%)	0	4
29	DE	199/201 (99%)	127 (64%)	52 (26%)	20 (10%)	0	3
30	BY	56/58 (97%)	39 (70%)	11 (20%)	6 (11%)	0	3
30	DY	56/58 (97%)	39 (70%)	11 (20%)	6 (11%)	0	3
31	B0	54/56 (96%)	40 (74%)	5 (9%)	9 (17%)	0	1
31	D0	54/56 (96%)	40 (74%)	5 (9%)	9 (17%)	0	1
32	B4	36/38 (95%)	22 (61%)	5 (14%)	9 (25%)	0	0
32	D4	36/38 (95%)	22 (61%)	5 (14%)	9 (25%)	0	0
33	B1	48/54 (89%)	37 (77%)	6 (12%)	5 (10%)	0	3
33	D1	48/54 (89%)	36 (75%)	7 (15%)	5 (10%)	0	3
34	B3	62/64 (97%)	42 (68%)	14 (23%)	6 (10%)	0	3
34	D3	62/64 (97%)	42 (68%)	14 (23%)	6 (10%)	0	3
35	BV	92/94 (98%)	71 (77%)	18 (20%)	3 (3%)	4	22

Continued on next page...

Continued from previous page...

Mol	Chain	Analysed	Favoured	Allowed	Outliers	Percentiles	
35	DV	92/94 (98%)	71 (77%)	18 (20%)	3 (3%)	4	22
36	B2	44/46 (96%)	36 (82%)	7 (16%)	1 (2%)	6	29
36	D2	44/46 (96%)	35 (80%)	7 (16%)	2 (4%)	2	15
37	BL	141/144 (98%)	92 (65%)	31 (22%)	18 (13%)	0	1
37	DL	141/144 (98%)	94 (67%)	28 (20%)	19 (14%)	0	1
38	BM	134/136 (98%)	90 (67%)	24 (18%)	20 (15%)	0	1
38	DM	134/136 (98%)	90 (67%)	24 (18%)	20 (15%)	0	1
39	BX	61/63 (97%)	40 (66%)	17 (28%)	4 (7%)	1	8
39	DX	61/63 (97%)	39 (64%)	18 (30%)	4 (7%)	1	8
40	BH	147/149 (99%)	74 (50%)	50 (34%)	23 (16%)	0	1
40	DH	147/149 (99%)	92 (63%)	38 (26%)	17 (12%)	0	2
41	BJ	140/142 (99%)	96 (69%)	31 (22%)	13 (9%)	0	4
41	DJ	140/142 (99%)	95 (68%)	32 (23%)	13 (9%)	0	4
42	BN	118/127 (93%)	84 (71%)	25 (21%)	9 (8%)	1	6
42	DN	118/127 (93%)	82 (70%)	25 (21%)	11 (9%)	0	4
43	BO	114/117 (97%)	87 (76%)	21 (18%)	6 (5%)	2	12
43	DO	114/117 (97%)	86 (75%)	21 (18%)	7 (6%)	1	10
44	BQ	115/117 (98%)	81 (70%)	21 (18%)	13 (11%)	0	2
44	DQ	115/117 (98%)	81 (70%)	22 (19%)	12 (10%)	0	3
45	BS	108/110 (98%)	72 (67%)	21 (19%)	15 (14%)	0	1
45	DS	108/110 (98%)	73 (68%)	20 (18%)	15 (14%)	0	1
46	BU	100/103 (97%)	58 (58%)	27 (27%)	15 (15%)	0	1
46	DU	100/103 (97%)	58 (58%)	27 (27%)	15 (15%)	0	1
47	BF	176/178 (99%)	106 (60%)	36 (20%)	34 (19%)	0	1
47	DF	176/178 (99%)	106 (60%)	36 (20%)	34 (19%)	0	1
48	BG	174/176 (99%)	108 (62%)	41 (24%)	25 (14%)	0	1
48	DG	174/176 (99%)	109 (63%)	39 (22%)	26 (15%)	0	1
49	BR	101/103 (98%)	74 (73%)	16 (16%)	11 (11%)	0	2
49	DR	101/103 (98%)	73 (72%)	17 (17%)	11 (11%)	0	2
50	BT	91/100 (91%)	52 (57%)	23 (25%)	16 (18%)	0	1
50	DT	91/100 (91%)	52 (57%)	24 (26%)	15 (16%)	0	1

Continued on next page...

Continued from previous page...

Mol	Chain	Analysed	Favoured	Allowed	Outliers	Percentiles	
51	BZ	75/78 (96%)	50 (67%)	16 (21%)	9 (12%)	0	2
51	DZ	75/78 (96%)	50 (67%)	17 (23%)	8 (11%)	0	3
52	BW	77/84 (92%)	32 (42%)	20 (26%)	25 (32%)	0	0
52	DW	77/84 (92%)	33 (43%)	18 (23%)	26 (34%)	0	0
53	B6	183/185 (99%)	140 (76%)	36 (20%)	7 (4%)	3	19
53	D6	183/185 (99%)	146 (80%)	28 (15%)	9 (5%)	2	14
All	All	11607/12284 (94%)	8146 (70%)	2335 (20%)	1126 (10%)	0	3

All (1126) Ramachandran outliers are listed below:

Mol	Chain	Res	Type
2	AC	14	VAL
2	AC	25	THR
2	AC	54	ILE
2	AC	100	ILE
2	AC	104	GLU
2	AC	153	SER
3	AD	31	CYS
5	AF	92	THR
7	AH	66	GLN
8	AI	8	THR
8	AI	57	VAL
9	AJ	57	VAL
9	AJ	75	ASP
10	AK	126	ARG
11	AL	13	ARG
11	AL	23	LEU
11	AL	42	LYS
11	AL	121	PRO
12	AM	15	VAL
12	AM	65	GLU
12	AM	111	PRO
13	AN	50	LEU
13	AN	70	HIS
15	AP	44	SER
16	AQ	32	ILE
20	AB	9	LEU
20	AB	15	PHE
20	AB	19	THR
20	AB	22	TRP

Continued on next page...

Continued from previous page...

Mol	Chain	Res	Type
20	AB	94	ARG
21	AU	35	GLU
24	BI	18	ASN
25	BC	4	LYS
25	BC	107	LYS
25	BC	141	HIS
25	BC	149	LYS
26	BD	9	VAL
26	BD	10	GLY
26	BD	74	GLU
26	BD	102	ALA
26	BD	106	LYS
26	BD	122	VAL
26	BD	169	ARG
27	BK	35	VAL
27	BK	72	PRO
27	BK	119	ALA
27	BK	120	PRO
28	BP	25	VAL
28	BP	50	ARG
28	BP	64	SER
28	BP	75	THR
29	BE	45	ALA
29	BE	79	ARG
29	BE	167	VAL
30	BY	2	LYS
31	B0	23	ALA
31	B0	42	ILE
31	B0	51	ARG
31	B0	52	LYS
32	B4	7	VAL
34	B3	31	ILE
34	B3	50	SER
36	B2	45	SER
37	BL	31	GLY
37	BL	89	VAL
37	BL	100	ILE
37	BL	111	ILE
37	BL	116	VAL
38	BM	30	SER
38	BM	36	VAL
38	BM	78	LEU

Continued on next page...

Continued from previous page...

Mol	Chain	Res	Type
39	BX	2	LYS
39	BX	36	GLN
39	BX	37	LEU
40	BH	3	VAL
40	BH	10	ALA
40	BH	32	PRO
40	BH	33	GLN
40	BH	41	LYS
40	BH	54	LEU
40	BH	125	THR
40	BH	132	PHE
40	BH	134	VAL
41	BJ	44	TYR
41	BJ	45	THR
41	BJ	81	ILE
41	BJ	111	LYS
41	BJ	124	VAL
42	BN	11	ASN
44	BQ	30	VAL
44	BQ	71	ASN
45	BS	3	THR
45	BS	13	SER
45	BS	40	ASN
45	BS	61	ASN
46	BU	6	ARG
46	BU	18	LYS
46	BU	49	PRO
46	BU	50	ALA
47	BF	32	LYS
47	BF	43	ILE
47	BF	77	LYS
47	BF	87	LYS
47	BF	103	ILE
47	BF	112	ASP
47	BF	138	PRO
48	BG	11	PRO
48	BG	85	LYS
48	BG	91	VAL
49	BR	55	ASP
50	BT	16	VAL
50	BT	39	THR
50	BT	58	VAL

Continued on next page...

Continued from previous page...

Mol	Chain	Res	Type
50	BT	64	LYS
50	BT	88	LYS
51	BZ	33	LEU
51	BZ	51	VAL
52	BW	9	THR
52	BW	16	GLU
52	BW	30	VAL
52	BW	31	LEU
52	BW	50	VAL
52	BW	59	PHE
52	BW	60	ALA
2	CC	14	VAL
2	CC	25	THR
2	CC	54	ILE
2	CC	100	ILE
2	CC	153	SER
3	CD	31	CYS
5	CF	92	THR
7	CH	66	GLN
7	CH	82	LEU
8	CI	8	THR
8	CI	57	VAL
9	CJ	57	VAL
9	CJ	75	ASP
10	CK	126	ARG
11	CL	13	ARG
11	CL	23	LEU
11	CL	42	LYS
11	CL	121	PRO
12	CM	15	VAL
12	CM	65	GLU
12	CM	111	PRO
13	CN	50	LEU
13	CN	70	HIS
15	CP	44	SER
16	CQ	32	ILE
20	CB	15	PHE
20	CB	19	THR
20	CB	22	TRP
20	CB	94	ARG
21	CU	23	GLU
21	CU	35	GLU

Continued on next page...

Continued from previous page...

Mol	Chain	Res	Type
24	DI	5	GLN
24	DI	18	ASN
25	DC	4	LYS
25	DC	53	ILE
25	DC	77	VAL
25	DC	107	LYS
25	DC	141	HIS
25	DC	149	LYS
26	DD	9	VAL
26	DD	10	GLY
26	DD	74	GLU
26	DD	102	ALA
26	DD	106	LYS
26	DD	122	VAL
26	DD	169	ARG
27	DK	35	VAL
27	DK	72	PRO
27	DK	119	ALA
27	DK	120	PRO
28	DP	25	VAL
28	DP	50	ARG
28	DP	64	SER
28	DP	75	THR
29	DE	45	ALA
29	DE	79	ARG
29	DE	167	VAL
30	DY	2	LYS
31	D0	23	ALA
31	D0	42	ILE
31	D0	51	ARG
31	D0	52	LYS
32	D4	7	VAL
34	D3	31	ILE
34	D3	50	SER
36	D2	45	SER
37	DL	31	GLY
37	DL	89	VAL
37	DL	100	ILE
37	DL	111	ILE
37	DL	116	VAL
38	DM	30	SER
38	DM	36	VAL

Continued on next page...

Continued from previous page...

Mol	Chain	Res	Type
38	DM	78	LEU
39	DX	2	LYS
39	DX	36	GLN
39	DX	37	LEU
40	DH	3	VAL
40	DH	10	ALA
40	DH	32	PRO
40	DH	33	GLN
40	DH	110	VAL
40	DH	134	VAL
41	DJ	44	TYR
41	DJ	45	THR
41	DJ	81	ILE
41	DJ	111	LYS
41	DJ	124	VAL
42	DN	11	ASN
44	DQ	30	VAL
44	DQ	71	ASN
45	DS	3	THR
45	DS	13	SER
45	DS	61	ASN
46	DU	6	ARG
46	DU	18	LYS
46	DU	49	PRO
46	DU	50	ALA
47	DF	32	LYS
47	DF	43	ILE
47	DF	77	LYS
47	DF	87	LYS
47	DF	103	ILE
47	DF	112	ASP
47	DF	138	PRO
48	DG	11	PRO
48	DG	85	LYS
48	DG	91	VAL
49	DR	55	ASP
50	DT	16	VAL
50	DT	39	THR
50	DT	64	LYS
50	DT	88	LYS
51	DZ	33	LEU
51	DZ	51	VAL

Continued on next page...

Continued from previous page...

Mol	Chain	Res	Type
52	DW	9	THR
52	DW	16	GLU
52	DW	30	VAL
52	DW	31	LEU
52	DW	50	VAL
52	DW	59	PHE
52	DW	60	ALA
53	D6	84	ARG
53	D6	88	LEU
2	AC	145	ALA
2	AC	205	GLU
3	AD	22	SER
3	AD	35	GLN
3	AD	191	SER
4	AE	20	VAL
4	AE	108	GLY
5	AF	54	LEU
5	AF	85	ILE
6	AG	5	VAL
6	AG	112	ASP
7	AH	82	LEU
9	AJ	36	VAL
9	AJ	74	VAL
10	AK	88	PRO
11	AL	24	GLU
11	AL	70	GLY
11	AL	117	GLY
12	AM	66	GLY
12	AM	105	ALA
13	AN	61	ASN
14	AO	18	ASP
14	AO	76	ALA
15	AP	28	ARG
15	AP	47	GLU
15	AP	79	ASN
16	AQ	79	GLU
20	AB	18	GLN
20	AB	95	TRP
20	AB	150	ILE
20	AB	188	THR
21	AU	23	GLU
21	AU	34	ARG

Continued on next page...

Continued from previous page...

Mol	Chain	Res	Type
24	BI	14	ALA
24	BI	64	ARG
25	BC	18	VAL
25	BC	35	LYS
25	BC	36	ASN
25	BC	53	ILE
25	BC	63	ILE
25	BC	77	VAL
25	BC	123	ILE
25	BC	140	VAL
25	BC	237	ARG
25	BC	239	PHE
26	BD	34	VAL
26	BD	93	GLY
26	BD	107	VAL
26	BD	136	ASN
26	BD	140	HIS
26	BD	145	SER
26	BD	162	ALA
26	BD	164	GLN
26	BD	170	VAL
26	BD	182	ALA
27	BK	6	THR
27	BK	18	ARG
27	BK	73	ASP
28	BP	31	VAL
28	BP	32	VAL
28	BP	83	ILE
28	BP	104	GLY
29	BE	7	ASP
29	BE	40	ARG
29	BE	42	GLY
29	BE	187	VAL
30	BY	4	ILE
30	BY	49	ALA
31	B0	48	TYR
32	B4	8	LYS
33	B1	4	ILE
33	B1	50	GLU
34	B3	29	ARG
35	BV	71	LYS
37	BL	117	THR

Continued on next page...

Continued from previous page...

Mol	Chain	Res	Type
38	BM	19	GLY
38	BM	20	LEU
38	BM	56	ALA
38	BM	59	ARG
38	BM	69	PRO
38	BM	72	PRO
40	BH	8	LYS
40	BH	62	LEU
40	BH	65	ALA
41	BJ	43	GLU
42	BN	98	LEU
42	BN	100	CYS
42	BN	101	GLY
42	BN	119	SER
43	BO	99	TYR
44	BQ	10	ARG
44	BQ	18	LYS
44	BQ	85	ALA
44	BQ	86	SER
44	BQ	87	VAL
44	BQ	88	GLU
45	BS	14	ALA
45	BS	25	ARG
45	BS	64	ALA
45	BS	96	ILE
46	BU	12	VAL
46	BU	62	ALA
46	BU	85	ARG
46	BU	92	VAL
46	BU	96	LYS
47	BF	78	ILE
47	BF	80	GLN
47	BF	84	ILE
47	BF	92	GLY
47	BF	136	ILE
47	BF	145	VAL
47	BF	148	VAL
47	BF	149	ARG
48	BG	9	VAL
48	BG	55	ASP
48	BG	94	ARG
48	BG	117	PRO

Continued on next page...

Continued from previous page...

Mol	Chain	Res	Type
48	BG	118	ALA
48	BG	170	THR
49	BR	28	ALA
49	BR	40	MET
49	BR	43	ASN
49	BR	65	ALA
50	BT	38	ALA
50	BT	49	LYS
50	BT	83	ALA
50	BT	91	GLN
51	BZ	77	LYS
52	BW	17	ALA
52	BW	34	SER
52	BW	36	ILE
52	BW	51	GLY
52	BW	62	ALA
52	BW	77	LYS
53	B6	22	GLU
53	B6	32	ARG
53	B6	41	LEU
53	B6	52	LEU
2	CC	104	GLU
2	CC	145	ALA
2	CC	205	GLU
3	CD	22	SER
3	CD	35	GLN
3	CD	191	SER
4	CE	20	VAL
4	CE	108	GLY
5	CF	54	LEU
5	CF	85	ILE
6	CG	112	ASP
6	CG	151	ALA
9	CJ	36	VAL
9	CJ	74	VAL
10	CK	88	PRO
11	CL	24	GLU
11	CL	117	GLY
12	CM	6	ILE
12	CM	66	GLY
12	CM	105	ALA
13	CN	61	ASN

Continued on next page...

Continued from previous page...

Mol	Chain	Res	Type
14	CO	18	ASP
15	CP	28	ARG
15	CP	47	GLU
16	CQ	79	GLU
20	CB	18	GLN
20	CB	95	TRP
20	CB	150	ILE
20	CB	188	THR
25	DC	18	VAL
25	DC	35	LYS
25	DC	36	ASN
25	DC	63	ILE
25	DC	123	ILE
25	DC	140	VAL
25	DC	237	ARG
25	DC	239	PHE
26	DD	34	VAL
26	DD	93	GLY
26	DD	95	SER
26	DD	107	VAL
26	DD	121	THR
26	DD	136	ASN
26	DD	140	HIS
26	DD	145	SER
26	DD	162	ALA
26	DD	164	GLN
26	DD	170	VAL
26	DD	182	ALA
27	DK	6	THR
27	DK	18	ARG
27	DK	73	ASP
28	DP	31	VAL
28	DP	32	VAL
28	DP	83	ILE
28	DP	104	GLY
29	DE	7	ASP
29	DE	40	ARG
29	DE	42	GLY
29	DE	62	GLN
29	DE	187	VAL
30	DY	4	ILE
31	D0	48	TYR

Continued on next page...

Continued from previous page...

Mol	Chain	Res	Type
32	D4	8	LYS
33	D1	4	ILE
33	D1	50	GLU
34	D3	29	ARG
35	DV	71	LYS
37	DL	101	ILE
37	DL	117	THR
38	DM	19	GLY
38	DM	20	LEU
38	DM	56	ALA
38	DM	59	ARG
38	DM	69	PRO
38	DM	70	ASP
38	DM	72	PRO
40	DH	41	LYS
40	DH	119	ASN
41	DJ	43	GLU
42	DN	98	LEU
42	DN	100	CYS
42	DN	101	GLY
42	DN	119	SER
43	DO	99	TYR
44	DQ	18	LYS
44	DQ	85	ALA
44	DQ	86	SER
44	DQ	87	VAL
44	DQ	88	GLU
45	DS	14	ALA
45	DS	25	ARG
45	DS	40	ASN
45	DS	64	ALA
45	DS	96	ILE
46	DU	12	VAL
46	DU	62	ALA
46	DU	85	ARG
46	DU	92	VAL
46	DU	96	LYS
47	DF	35	LEU
47	DF	41	GLU
47	DF	66	ILE
47	DF	78	ILE
47	DF	80	GLN

Continued on next page...

Continued from previous page...

Mol	Chain	Res	Type
47	DF	84	ILE
47	DF	92	GLY
47	DF	136	ILE
47	DF	145	VAL
47	DF	148	VAL
47	DF	149	ARG
48	DG	9	VAL
48	DG	55	ASP
48	DG	94	ARG
48	DG	117	PRO
48	DG	118	ALA
49	DR	65	ALA
50	DT	38	ALA
50	DT	58	VAL
50	DT	83	ALA
50	DT	91	GLN
51	DZ	77	LYS
52	DW	17	ALA
52	DW	34	SER
52	DW	37	VAL
52	DW	51	GLY
52	DW	58	LEU
52	DW	62	ALA
52	DW	75	ASN
52	DW	77	LYS
53	D6	30	THR
53	D6	41	LEU
53	D6	42	LYS
3	AD	165	GLU
5	AF	82	ASP
6	AG	71	THR
8	AI	24	ASN
9	AJ	34	ALA
9	AJ	56	HIS
9	AJ	62	ARG
9	AJ	93	ALA
10	AK	14	GLN
11	AL	43	LYS
12	AM	6	ILE
12	AM	7	ASN
13	AN	2	LYS
15	AP	52	LEU

Continued on next page...

Continued from previous page...

Mol	Chain	Res	Type
16	AQ	28	VAL
18	AS	27	LYS
18	AS	53	GLY
18	AS	64	GLU
18	AS	67	GLY
19	AT	65	LEU
19	AT	85	LEU
20	AB	14	HIS
21	AU	12	ASP
21	AU	22	CYS
21	AU	36	PHE
24	BI	23	VAL
25	BC	34	GLU
25	BC	37	SER
25	BC	52	HIS
25	BC	94	LEU
25	BC	122	ALA
25	BC	246	PRO
26	BD	31	ALA
26	BD	95	SER
26	BD	113	SER
26	BD	121	THR
26	BD	131	ASP
27	BK	4	GLU
27	BK	14	SER
27	BK	17	ARG
27	BK	92	GLU
28	BP	30	TRP
28	BP	38	ARG
28	BP	59	THR
29	BE	62	GLN
29	BE	69	ARG
29	BE	188	MET
30	BY	50	VAL
31	B0	26	SER
32	B4	20	ASP
34	B3	22	LYS
37	BL	3	LEU
37	BL	5	THR
37	BL	9	ALA
37	BL	19	LEU
37	BL	36	LYS

Continued on next page...

Continued from previous page...

Mol	Chain	Res	Type
37	BL	53	GLY
37	BL	94	THR
37	BL	101	ILE
38	BM	70	ASP
38	BM	77	PRO
38	BM	116	ALA
38	BM	134	THR
39	BX	9	LYS
40	BH	12	LEU
40	BH	16	GLY
40	BH	83	LYS
41	BJ	41	LYS
42	BN	10	LEU
42	BN	92	GLY
44	BQ	6	GLY
44	BQ	91	ARG
44	BQ	95	ALA
45	BS	18	ARG
45	BS	65	ASP
46	BU	47	PRO
47	BF	9	ASP
47	BF	35	LEU
47	BF	41	GLU
47	BF	66	ILE
47	BF	113	PHE
48	BG	84	LYS
48	BG	151	ARG
50	BT	19	LYS
50	BT	28	ASN
50	BT	29	THR
50	BT	36	LYS
51	BZ	35	SER
51	BZ	70	GLU
51	BZ	71	LEU
52	BW	11	ASN
52	BW	14	ASP
52	BW	18	LYS
52	BW	37	VAL
52	BW	58	LEU
52	BW	70	VAL
52	BW	75	ASN
53	B6	29	ARG

Continued on next page...

Continued from previous page...

Mol	Chain	Res	Type
2	CC	3	LYS
5	CF	82	ASP
8	CI	24	ASN
9	CJ	56	HIS
9	CJ	61	ALA
9	CJ	62	ARG
9	CJ	93	ALA
10	CK	14	GLN
10	CK	49	SER
11	CL	43	LYS
11	CL	70	GLY
12	CM	7	ASN
13	CN	2	LYS
14	CO	76	ALA
15	CP	52	LEU
16	CQ	28	VAL
18	CS	27	LYS
18	CS	64	GLU
18	CS	67	GLY
19	CT	65	LEU
19	CT	85	LEU
20	CB	14	HIS
20	CB	119	GLN
20	CB	128	LEU
21	CU	12	ASP
21	CU	22	CYS
21	CU	34	ARG
21	CU	36	PHE
24	DI	23	VAL
25	DC	37	SER
25	DC	52	HIS
25	DC	94	LEU
25	DC	122	ALA
25	DC	151	GLY
25	DC	246	PRO
25	DC	254	LYS
26	DD	31	ALA
26	DD	131	ASP
27	DK	4	GLU
27	DK	14	SER
27	DK	17	ARG
27	DK	92	GLU

Continued on next page...

Continued from previous page...

Mol	Chain	Res	Type
28	DP	30	TRP
28	DP	38	ARG
28	DP	59	THR
29	DE	43	THR
29	DE	69	ARG
30	DY	49	ALA
31	D0	26	SER
32	D4	4	ARG
32	D4	20	ASP
34	D3	22	LYS
37	DL	3	LEU
37	DL	5	THR
37	DL	9	ALA
37	DL	19	LEU
37	DL	94	THR
38	DM	79	ALA
38	DM	116	ALA
38	DM	134	THR
39	DX	9	LYS
40	DH	8	LYS
40	DH	9	VAL
40	DH	12	LEU
40	DH	16	GLY
40	DH	113	SER
41	DJ	41	LYS
41	DJ	112	GLY
42	DN	10	LEU
42	DN	92	GLY
44	DQ	6	GLY
44	DQ	10	ARG
44	DQ	91	ARG
44	DQ	95	ALA
45	DS	18	ARG
45	DS	65	ASP
46	DU	47	PRO
47	DF	9	ASP
47	DF	113	PHE
48	DG	84	LYS
48	DG	151	ARG
48	DG	170	THR
49	DR	28	ALA
49	DR	40	MET

Continued on next page...

Continued from previous page...

Mol	Chain	Res	Type
49	DR	43	ASN
50	DT	19	LYS
50	DT	28	ASN
50	DT	29	THR
50	DT	36	LYS
50	DT	49	LYS
51	DZ	35	SER
51	DZ	70	GLU
51	DZ	71	LEU
52	DW	11	ASN
52	DW	14	ASP
52	DW	18	LYS
52	DW	36	ILE
52	DW	70	VAL
53	D6	63	PRO
2	AC	3	LYS
2	AC	60	ALA
2	AC	65	VAL
2	AC	107	LYS
3	AD	159	GLU
3	AD	192	ALA
5	AF	35	LYS
5	AF	98	GLU
9	AJ	61	ALA
10	AK	49	SER
11	AL	72	ASN
12	AM	3	ILE
12	AM	68	LEU
13	AN	71	GLY
18	AS	63	ASP
19	AT	67	HIS
20	AB	86	CYS
21	AU	9	GLU
21	AU	37	TYR
25	BC	3	VAL
25	BC	8	THR
25	BC	121	ALA
25	BC	151	GLY
25	BC	189	ALA
25	BC	254	LYS
26	BD	109	VAL
26	BD	144	GLY

Continued on next page...

Continued from previous page...

Mol	Chain	Res	Type
26	BD	175	LEU
26	BD	197	THR
27	BK	46	ALA
28	BP	63	ILE
28	BP	113	LEU
29	BE	43	THR
30	BY	9	THR
30	BY	34	THR
32	B4	4	ARG
32	B4	16	ILE
32	B4	36	ARG
32	B4	37	GLN
33	B1	36	LYS
34	B3	59	ALA
35	BV	25	LYS
37	BL	4	ASN
37	BL	15	ALA
37	BL	66	PHE
38	BM	42	THR
38	BM	55	ARG
38	BM	79	ALA
38	BM	83	GLY
40	BH	9	VAL
40	BH	31	VAL
40	BH	73	ASN
40	BH	102	ALA
40	BH	147	VAL
41	BJ	13	ARG
41	BJ	32	LEU
41	BJ	112	GLY
42	BN	18	GLN
43	BO	68	LYS
43	BO	100	HIS
45	BS	27	LYS
45	BS	109	ASP
46	BU	61	GLU
47	BF	28	PRO
47	BF	42	ALA
47	BF	70	ARG
47	BF	82	TYR
47	BF	135	ILE
47	BF	147	ARG

Continued on next page...

Continued from previous page...

Mol	Chain	Res	Type
47	BF	158	THR
48	BG	45	ALA
48	BG	61	TRP
49	BR	24	LYS
49	BR	101	ILE
50	BT	86	THR
51	BZ	28	ARG
52	BW	27	GLY
52	BW	61	LYS
53	B6	49	HIS
2	CC	59	PRO
2	CC	60	ALA
2	CC	65	VAL
2	CC	107	LYS
2	CC	180	ASP
3	CD	26	ALA
3	CD	192	ALA
5	CF	98	GLU
6	CG	71	THR
7	CH	24	VAL
9	CJ	34	ALA
11	CL	72	ASN
12	CM	3	ILE
12	CM	22	TYR
12	CM	68	LEU
12	CM	104	ASN
13	CN	71	GLY
13	CN	75	LYS
15	CP	33	ILE
18	CS	53	GLY
18	CS	63	ASP
19	CT	67	HIS
20	CB	86	CYS
21	CU	9	GLU
21	CU	37	TYR
25	DC	3	VAL
25	DC	8	THR
25	DC	34	GLU
25	DC	121	ALA
26	DD	109	VAL
26	DD	113	SER
26	DD	144	GLY

Continued on next page...

Continued from previous page...

Mol	Chain	Res	Type
26	DD	175	LEU
26	DD	197	THR
27	DK	46	ALA
28	DP	63	ILE
28	DP	113	LEU
29	DE	188	MET
30	DY	9	THR
30	DY	34	THR
30	DY	50	VAL
31	D0	44	ALA
32	D4	16	ILE
32	D4	36	ARG
32	D4	37	GLN
33	D1	36	LYS
33	D1	46	VAL
34	D3	59	ALA
35	DV	25	LYS
37	DL	4	ASN
37	DL	15	ALA
37	DL	36	LYS
37	DL	53	GLY
37	DL	66	PHE
38	DM	42	THR
38	DM	55	ARG
38	DM	77	PRO
40	DH	31	VAL
41	DJ	13	ARG
41	DJ	32	LEU
42	DN	18	GLN
42	DN	71	ARG
43	DO	68	LYS
43	DO	79	ALA
43	DO	98	GLN
43	DO	100	HIS
45	DS	27	LYS
45	DS	109	ASP
46	DU	61	GLU
47	DF	28	PRO
47	DF	42	ALA
47	DF	70	ARG
47	DF	82	TYR
47	DF	86	CYS

Continued on next page...

Continued from previous page...

Mol	Chain	Res	Type
47	DF	135	ILE
47	DF	140	ILE
47	DF	147	ARG
48	DG	32	LEU
48	DG	45	ALA
48	DG	61	TRP
49	DR	8	GLY
49	DR	24	LYS
49	DR	101	ILE
50	DT	86	THR
51	DZ	28	ARG
51	DZ	34	HIS
52	DW	23	LYS
52	DW	28	GLU
52	DW	61	LYS
53	D6	76	LEU
53	D6	95	LYS
2	AC	59	PRO
2	AC	180	ASP
3	AD	26	ALA
3	AD	68	GLU
4	AE	69	ASN
5	AF	95	ALA
6	AG	129	ASN
8	AI	119	LYS
10	AK	125	LYS
12	AM	22	TYR
12	AM	104	ASN
13	AN	20	PHE
13	AN	52	ARG
13	AN	75	LYS
14	AO	74	ASP
15	AP	33	ILE
16	AQ	31	PRO
19	AT	3	ILE
20	AB	200	PRO
20	AB	205	ALA
24	BI	49	GLU
25	BC	58	LYS
25	BC	105	ALA
26	BD	183	GLU
27	BK	93	GLN

Continued on next page...

Continued from previous page...

Mol	Chain	Res	Type
28	BP	37	LYS
29	BE	6	LYS
29	BE	70	SER
31	B0	44	ALA
31	B0	54	ILE
33	B1	35	LEU
33	B1	46	VAL
35	BV	84	PRO
37	BL	85	VAL
38	BM	35	ALA
38	BM	73	ILE
40	BH	44	ILE
40	BH	136	SER
41	BJ	4	PHE
43	BO	13	ARG
43	BO	79	ALA
43	BO	98	GLN
44	BQ	34	ALA
46	BU	78	LYS
47	BF	140	ILE
48	BG	15	ASP
48	BG	30	GLY
48	BG	32	LEU
48	BG	68	ARG
48	BG	152	ARG
48	BG	168	VAL
49	BR	8	GLY
51	BZ	34	HIS
51	BZ	52	SER
52	BW	23	LYS
52	BW	74	LYS
52	BW	78	PHE
2	CC	26	LYS
3	CD	68	GLU
3	CD	159	GLU
3	CD	165	GLU
4	CE	69	ASN
5	CF	35	LYS
5	CF	95	ALA
6	CG	66	GLU
6	CG	129	ASN
10	CK	26	PHE

Continued on next page...

Continued from previous page...

Mol	Chain	Res	Type
10	CK	125	LYS
13	CN	52	ARG
16	CQ	31	PRO
20	CB	200	PRO
20	CB	205	ALA
24	DI	14	ALA
25	DC	58	LYS
25	DC	105	ALA
25	DC	189	ALA
26	DD	167	ASN
26	DD	183	GLU
29	DE	6	LYS
29	DE	70	SER
29	DE	162	ARG
31	D0	54	ILE
32	D4	34	LYS
35	DV	84	PRO
36	D2	8	SER
37	DL	85	VAL
38	DM	35	ALA
38	DM	73	ILE
38	DM	83	GLY
40	DH	121	VAL
43	DO	13	ARG
46	DU	63	ALA
46	DU	78	LYS
47	DF	158	THR
48	DG	15	ASP
48	DG	30	GLY
48	DG	68	ARG
48	DG	152	ARG
48	DG	168	VAL
49	DR	91	GLN
49	DR	98	ILE
50	DT	55	VAL
52	DW	27	GLY
52	DW	74	LYS
52	DW	78	PHE
2	AC	26	LYS
2	AC	167	TYR
3	AD	29	THR
5	AF	51	ILE

Continued on next page...

Continued from previous page...

Mol	Chain	Res	Type
5	AF	53	LYS
6	AG	70	PRO
7	AH	24	VAL
7	AH	30	LYS
9	AJ	41	PRO
25	BC	150	GLY
29	BE	83	VAL
29	BE	96	VAL
29	BE	123	LYS
29	BE	129	PRO
29	BE	162	ARG
32	B4	34	LYS
40	BH	111	ALA
46	BU	63	ALA
47	BF	86	CYS
47	BF	88	VAL
47	BF	110	ILE
48	BG	3	VAL
48	BG	16	VAL
48	BG	97	VAL
48	BG	107	GLY
49	BR	3	ALA
49	BR	52	PRO
49	BR	98	ILE
50	BT	40	LYS
50	BT	55	VAL
2	CC	167	TYR
3	CD	34	GLU
5	CF	51	ILE
6	CG	70	PRO
6	CG	127	ALA
7	CH	30	LYS
13	CN	20	PHE
19	CT	3	ILE
20	CB	127	LYS
25	DC	111	ALA
25	DC	150	GLY
26	DD	11	MET
27	DK	93	GLN
28	DP	37	LYS
29	DE	83	VAL
29	DE	96	VAL

Continued on next page...

Continued from previous page...

Mol	Chain	Res	Type
29	DE	123	LYS
29	DE	129	PRO
29	DE	153	LEU
33	D1	35	LEU
41	DJ	2	LYS
41	DJ	84	ILE
43	DO	94	ARG
46	DU	15	GLY
47	DF	11	VAL
47	DF	88	VAL
47	DF	110	ILE
48	DG	3	VAL
48	DG	38	ASP
48	DG	97	VAL
49	DR	52	PRO
3	AD	107	GLY
20	AB	154	GLY
25	BC	31	PRO
25	BC	147	PRO
41	BJ	84	ILE
45	BS	24	ILE
47	BF	11	VAL
9	CJ	41	PRO
20	CB	154	GLY
25	DC	31	PRO
25	DC	147	PRO
27	DK	43	ILE
45	DS	24	ILE
48	DG	16	VAL
6	AG	7	GLY
15	AP	10	GLY
27	BK	43	ILE
29	BE	59	PRO
34	B3	20	GLY
44	BQ	89	ILE
46	BU	82	VAL
3	CD	27	ILE
3	CD	107	GLY
8	CI	71	ILE
25	DC	148	GLY
29	DE	59	PRO
31	D0	46	GLY

Continued on next page...

Continued from previous page...

Mol	Chain	Res	Type
44	DQ	89	ILE
45	DS	45	VAL
47	DF	73	VAL
48	DG	107	GLY
3	AD	27	ILE
8	AI	71	ILE
18	AS	29	PRO
20	AB	70	GLY
25	BC	148	GLY
26	BD	143	PRO
31	B0	46	GLY
32	B4	21	GLY
38	BM	87	GLY
47	BF	73	VAL
47	BF	105	ILE
48	BG	155	PRO
15	CP	10	GLY
20	CB	70	GLY
26	DD	143	PRO
32	D4	21	GLY
34	D3	20	GLY
40	DH	88	GLY
40	DH	108	VAL
41	DJ	73	VAL
46	DU	82	VAL
47	DF	105	ILE
48	DG	155	PRO
3	AD	175	GLY
28	BP	4	ILE
41	BJ	73	VAL
42	BN	47	VAL
45	BS	29	VAL
45	BS	45	VAL
48	BG	8	VAL
53	B6	55	ILE
18	CS	29	PRO
28	DP	4	ILE
37	DL	28	GLY
38	DM	87	GLY
42	DN	47	VAL
42	DN	93	GLY
53	D6	47	GLY

Continued on next page...

Continued from previous page...

Mol	Chain	Res	Type
15	AP	42	ILE
46	BU	15	GLY
11	CL	10	PRO
45	DS	29	VAL
48	DG	8	VAL

5.3.2 Protein sidechains [i](#)

In the following table, the Percentiles column shows the percent sidechain outliers of the chain as a percentile score with respect to all X-ray entries followed by that with respect to entries of similar resolution.

The Analysed column shows the number of residues for which the sidechain conformation was analysed, and the total number of residues.

Mol	Chain	Analysed	Rotameric	Outliers	Percentiles
2	AC	170/189 (90%)	145 (85%)	25 (15%)	3 14
2	CC	170/189 (90%)	145 (85%)	25 (15%)	3 14
3	AD	172/172 (100%)	138 (80%)	34 (20%)	1 5
3	CD	172/172 (100%)	138 (80%)	34 (20%)	1 5
4	AE	113/125 (90%)	99 (88%)	14 (12%)	4 19
4	CE	113/125 (90%)	99 (88%)	14 (12%)	4 19
5	AF	87/116 (75%)	70 (80%)	17 (20%)	1 5
5	CF	87/116 (75%)	70 (80%)	17 (20%)	1 5
6	AG	123/146 (84%)	101 (82%)	22 (18%)	2 8
6	CG	125/146 (86%)	103 (82%)	22 (18%)	2 8
7	AH	104/104 (100%)	95 (91%)	9 (9%)	10 34
7	CH	104/104 (100%)	96 (92%)	8 (8%)	13 38
8	AI	105/106 (99%)	86 (82%)	19 (18%)	1 7
8	CI	105/106 (99%)	86 (82%)	19 (18%)	1 7
9	AJ	86/90 (96%)	75 (87%)	11 (13%)	4 18
9	CJ	86/90 (96%)	76 (88%)	10 (12%)	5 22
10	AK	90/98 (92%)	74 (82%)	16 (18%)	2 8
10	CK	90/98 (92%)	74 (82%)	16 (18%)	2 8
11	AL	103/103 (100%)	87 (84%)	16 (16%)	2 12
11	CL	103/103 (100%)	87 (84%)	16 (16%)	2 12

Continued on next page...

Continued from previous page...

Mol	Chain	Analysed	Rotameric	Outliers	Percentiles	
12	AM	92/95 (97%)	71 (77%)	21 (23%)	1	3
12	CM	91/95 (96%)	69 (76%)	22 (24%)	0	2
13	AN	79/83 (95%)	71 (90%)	8 (10%)	7	27
13	CN	79/83 (95%)	71 (90%)	8 (10%)	7	27
14	AO	76/77 (99%)	70 (92%)	6 (8%)	12	37
14	CO	76/77 (99%)	70 (92%)	6 (8%)	12	37
15	AP	65/65 (100%)	57 (88%)	8 (12%)	4	20
15	CP	65/65 (100%)	56 (86%)	9 (14%)	3	16
16	AQ	74/77 (96%)	59 (80%)	15 (20%)	1	5
16	CQ	75/77 (97%)	60 (80%)	15 (20%)	1	5
17	AR	48/64 (75%)	43 (90%)	5 (10%)	7	25
17	CR	48/64 (75%)	43 (90%)	5 (10%)	7	25
18	AS	70/78 (90%)	53 (76%)	17 (24%)	0	2
18	CS	71/78 (91%)	55 (78%)	16 (22%)	1	3
19	AT	65/65 (100%)	54 (83%)	11 (17%)	2	9
19	CT	65/65 (100%)	54 (83%)	11 (17%)	2	9
20	AB	180/198 (91%)	145 (81%)	35 (19%)	1	5
20	CB	180/198 (91%)	144 (80%)	36 (20%)	1	5
21	AU	44/60 (73%)	28 (64%)	16 (36%)	0	0
21	CU	44/60 (73%)	27 (61%)	17 (39%)	0	0
24	BI	109/109 (100%)	107 (98%)	2 (2%)	59	78
24	DI	109/109 (100%)	103 (94%)	6 (6%)	21	52
25	BC	216/217 (100%)	186 (86%)	30 (14%)	3	16
25	DC	216/217 (100%)	187 (87%)	29 (13%)	4	16
26	BD	164/164 (100%)	146 (89%)	18 (11%)	6	24
26	DD	164/164 (100%)	148 (90%)	16 (10%)	8	29
27	BK	102/104 (98%)	84 (82%)	18 (18%)	2	8
27	DK	102/104 (98%)	84 (82%)	18 (18%)	2	8
28	BP	99/99 (100%)	78 (79%)	21 (21%)	1	4
28	DP	99/99 (100%)	78 (79%)	21 (21%)	1	4
29	BE	165/165 (100%)	136 (82%)	29 (18%)	2	8

Continued on next page...

Continued from previous page...

Mol	Chain	Analysed	Rotameric	Outliers	Percentiles	
29	DE	165/165 (100%)	137 (83%)	28 (17%)	2	9
30	BY	48/48 (100%)	41 (85%)	7 (15%)	3	14
30	DY	48/48 (100%)	41 (85%)	7 (15%)	3	14
31	B0	47/47 (100%)	37 (79%)	10 (21%)	1	4
31	D0	47/47 (100%)	37 (79%)	10 (21%)	1	4
32	B4	34/34 (100%)	26 (76%)	8 (24%)	1	3
32	D4	34/34 (100%)	26 (76%)	8 (24%)	1	3
33	B1	45/48 (94%)	39 (87%)	6 (13%)	4	17
33	D1	45/48 (94%)	39 (87%)	6 (13%)	4	17
34	B3	51/51 (100%)	47 (92%)	4 (8%)	12	38
34	D3	51/51 (100%)	47 (92%)	4 (8%)	12	38
35	BV	78/78 (100%)	59 (76%)	19 (24%)	0	2
35	DV	78/78 (100%)	59 (76%)	19 (24%)	0	2
36	B2	38/38 (100%)	32 (84%)	6 (16%)	2	11
36	D2	38/38 (100%)	32 (84%)	6 (16%)	2	11
37	BL	102/103 (99%)	92 (90%)	10 (10%)	8	29
37	DL	102/103 (99%)	92 (90%)	10 (10%)	8	29
38	BM	109/109 (100%)	90 (83%)	19 (17%)	2	8
38	DM	109/109 (100%)	90 (83%)	19 (17%)	2	8
39	BX	55/55 (100%)	43 (78%)	12 (22%)	1	4
39	DX	55/55 (100%)	43 (78%)	12 (22%)	1	4
40	BH	114/114 (100%)	79 (69%)	35 (31%)	0	1
40	DH	114/114 (100%)	82 (72%)	32 (28%)	0	1
41	BJ	116/116 (100%)	96 (83%)	20 (17%)	2	9
41	DJ	116/116 (100%)	98 (84%)	18 (16%)	2	12
42	BN	100/103 (97%)	84 (84%)	16 (16%)	2	11
42	DN	100/103 (97%)	84 (84%)	16 (16%)	2	11
43	BO	86/87 (99%)	74 (86%)	12 (14%)	3	16
43	DO	86/87 (99%)	72 (84%)	14 (16%)	2	10
44	BQ	89/89 (100%)	78 (88%)	11 (12%)	4	19
44	DQ	89/89 (100%)	78 (88%)	11 (12%)	4	19

Continued on next page...

Continued from previous page...

Mol	Chain	Analysed	Rotameric	Outliers	Percentiles	
45	BS	93/93 (100%)	82 (88%)	11 (12%)	5	21
45	DS	93/93 (100%)	82 (88%)	11 (12%)	5	21
46	BU	83/84 (99%)	71 (86%)	12 (14%)	3	14
46	DU	83/84 (99%)	70 (84%)	13 (16%)	2	12
47	BF	149/149 (100%)	114 (76%)	35 (24%)	1	3
47	DF	149/149 (100%)	115 (77%)	34 (23%)	1	3
48	BG	137/137 (100%)	106 (77%)	31 (23%)	1	3
48	DG	137/137 (100%)	105 (77%)	32 (23%)	1	3
49	BR	84/84 (100%)	71 (84%)	13 (16%)	2	12
49	DR	84/84 (100%)	71 (84%)	13 (16%)	2	12
50	BT	80/84 (95%)	59 (74%)	21 (26%)	0	2
50	DT	80/84 (95%)	59 (74%)	21 (26%)	0	2
51	BZ	67/68 (98%)	52 (78%)	15 (22%)	1	3
51	DZ	67/68 (98%)	52 (78%)	15 (22%)	1	3
52	BW	59/62 (95%)	42 (71%)	17 (29%)	0	1
52	DW	59/62 (95%)	43 (73%)	16 (27%)	0	1
53	B6	157/157 (100%)	126 (80%)	31 (20%)	1	5
53	D6	157/157 (100%)	121 (77%)	36 (23%)	1	3
All	All	9647/10014 (96%)	7996 (83%)	1651 (17%)	2	9

All (1651) residues with a non-rotameric sidechain are listed below:

Mol	Chain	Res	Type
2	AC	2	GLN
2	AC	13	ILE
2	AC	20	THR
2	AC	26	LYS
2	AC	27	GLU
2	AC	41	TYR
2	AC	48	LYS
2	AC	63	ILE
2	AC	81	GLU
2	AC	88	LYS
2	AC	96	VAL
2	AC	106	ARG
2	AC	107	LYS

Continued on next page...

Continued from previous page...

Mol	Chain	Res	Type
2	AC	118	SER
2	AC	120	THR
2	AC	130	ARG
2	AC	131	ARG
2	AC	138	GLN
2	AC	143	LEU
2	AC	166	TRP
2	AC	168	ARG
2	AC	171	ARG
2	AC	184	ASN
2	AC	192	TYR
2	AC	206	ILE
3	AD	4	LEU
3	AD	7	LYS
3	AD	18	LEU
3	AD	25	ARG
3	AD	27	ILE
3	AD	28	ASP
3	AD	32	LYS
3	AD	35	GLN
3	AD	39	GLN
3	AD	40	HIS
3	AD	49	ASP
3	AD	55	ARG
3	AD	57	LYS
3	AD	58	GLN
3	AD	60	VAL
3	AD	80	ARG
3	AD	84	ASN
3	AD	87	GLU
3	AD	106	PHE
3	AD	123	MET
3	AD	141	VAL
3	AD	146	GLU
3	AD	147	LYS
3	AD	160	LEU
3	AD	164	ARG
3	AD	176	LYS
3	AD	186	GLU
3	AD	187	ARG
3	AD	190	LEU
3	AD	191	SER

Continued on next page...

Continued from previous page...

Mol	Chain	Res	Type
3	AD	193	ASP
3	AD	195	ASN
3	AD	196	GLU
3	AD	199	ILE
4	AE	9	GLU
4	AE	21	SER
4	AE	23	THR
4	AE	25	LYS
4	AE	30	PHE
4	AE	45	VAL
4	AE	51	LYS
4	AE	61	LYS
4	AE	95	MET
4	AE	119	VAL
4	AE	123	LEU
4	AE	127	TYR
4	AE	147	ASN
4	AE	156	ARG
5	AF	6	ILE
5	AF	9	MET
5	AF	39	LEU
5	AF	51	ILE
5	AF	53	LYS
5	AF	54	LEU
5	AF	55	HIS
5	AF	61	LEU
5	AF	62	MET
5	AF	65	GLU
5	AF	69	GLU
5	AF	82	ASP
5	AF	86	ARG
5	AF	87	SER
5	AF	90	MET
5	AF	98	GLU
5	AF	100	SER
6	AG	5	VAL
6	AG	12	LEU
6	AG	19	SER
6	AG	22	LEU
6	AG	26	VAL
6	AG	27	ASN
6	AG	47	GLU

Continued on next page...

Continued from previous page...

Mol	Chain	Res	Type
6	AG	55	LYS
6	AG	57	GLU
6	AG	62	GLU
6	AG	75	LYS
6	AG	78	ARG
6	AG	83	THR
6	AG	94	ARG
6	AG	109	LYS
6	AG	110	ARG
6	AG	112	ASP
6	AG	117	LEU
6	AG	132	THR
6	AG	136	LYS
6	AG	147	ASN
6	AG	148	LYS
7	AH	28	SER
7	AH	37	ASN
7	AH	55	LYS
7	AH	57	GLU
7	AH	72	GLU
7	AH	73	SER
7	AH	87	ARG
7	AH	111	THR
7	AH	113	ARG
8	AI	10	ARG
8	AI	26	LYS
8	AI	31	GLN
8	AI	36	GLN
8	AI	45	MET
8	AI	53	LEU
8	AI	56	MET
8	AI	58	GLU
8	AI	59	LYS
8	AI	61	ASP
8	AI	67	LYS
8	AI	74	GLN
8	AI	84	ARG
8	AI	87	MET
8	AI	94	ARG
8	AI	98	ARG
8	AI	106	ASP
8	AI	109	GLN

Continued on next page...

Continued from previous page...

Mol	Chain	Res	Type
8	AI	114	LYS
9	AJ	17	LEU
9	AJ	47	GLU
9	AJ	57	VAL
9	AJ	60	ASP
9	AJ	75	ASP
9	AJ	77	VAL
9	AJ	85	ASP
9	AJ	88	MET
9	AJ	91	ASP
9	AJ	92	LEU
9	AJ	99	GLN
10	AK	12	ARG
10	AK	25	SER
10	AK	28	ASN
10	AK	31	VAL
10	AK	34	THR
10	AK	51	PHE
10	AK	55	ARG
10	AK	75	GLU
10	AK	80	ASN
10	AK	84	MET
10	AK	105	ARG
10	AK	115	ILE
10	AK	118	ASN
10	AK	121	ARG
10	AK	126	ARG
10	AK	128	VAL
11	AL	4	ASN
11	AL	13	ARG
11	AL	14	LYS
11	AL	17	LYS
11	AL	28	GLN
11	AL	33	CYS
11	AL	38	THR
11	AL	39	THR
11	AL	43	LYS
11	AL	49	ARG
11	AL	77	SER
11	AL	80	LEU
11	AL	107	LYS
11	AL	113	ARG

Continued on next page...

Continued from previous page...

Mol	Chain	Res	Type
11	AL	119	LYS
11	AL	122	LYS
12	AM	2	ARG
12	AM	15	VAL
12	AM	18	LEU
12	AM	28	ARG
12	AM	30	LYS
12	AM	41	ASP
12	AM	44	ILE
12	AM	46	GLU
12	AM	47	LEU
12	AM	54	THR
12	AM	57	ASP
12	AM	62	PHE
12	AM	65	GLU
12	AM	69	ARG
12	AM	77	LYS
12	AM	82	LEU
12	AM	89	ARG
12	AM	91	ARG
12	AM	92	ARG
12	AM	106	ARG
12	AM	113	LYS
13	AN	3	GLN
13	AN	26	LEU
13	AN	27	LYS
13	AN	48	GLN
13	AN	50	LEU
13	AN	53	ASP
13	AN	59	GLN
13	AN	65	GLN
14	AO	21	ASP
14	AO	40	GLN
14	AO	54	ARG
14	AO	81	LEU
14	AO	88	ARG
14	AO	89	ARG
15	AP	5	ARG
15	AP	12	LYS
15	AP	28	ARG
15	AP	45	GLU
15	AP	46	LYS

Continued on next page...

Continued from previous page...

Mol	Chain	Res	Type
15	AP	51	ARG
15	AP	66	THR
15	AP	68	SER
16	AQ	6	THR
16	AQ	10	ARG
16	AQ	15	LYS
16	AQ	39	ARG
16	AQ	48	GLU
16	AQ	50	ASN
16	AQ	56	ASP
16	AQ	60	ILE
16	AQ	64	ARG
16	AQ	66	LEU
16	AQ	74	LEU
16	AQ	76	ARG
16	AQ	78	VAL
16	AQ	79	GLU
16	AQ	80	LYS
17	AR	21	ASP
17	AR	23	LYS
17	AR	33	THR
17	AR	38	ILE
17	AR	46	THR
18	AS	3	SER
18	AS	4	LEU
18	AS	5	LYS
18	AS	11	ASP
18	AS	12	LEU
18	AS	15	LEU
18	AS	20	LYS
18	AS	27	LYS
18	AS	28	LYS
18	AS	39	ILE
18	AS	42	ASN
18	AS	47	THR
18	AS	59	VAL
18	AS	60	PHE
18	AS	64	GLU
18	AS	66	VAL
18	AS	80	ARG
19	AT	4	LYS
19	AT	7	LYS

Continued on next page...

Continued from previous page...

Mol	Chain	Res	Type
19	AT	13	SER
19	AT	35	TYR
19	AT	38	ILE
19	AT	43	LYS
19	AT	53	MET
19	AT	59	ARG
19	AT	68	LYS
19	AT	69	ASN
19	AT	77	ASN
20	AB	14	HIS
20	AB	18	GLN
20	AB	23	ASN
20	AB	27	LYS
20	AB	46	VAL
20	AB	50	ASN
20	AB	57	ASN
20	AB	58	LYS
20	AB	67	LEU
20	AB	72	LYS
20	AB	80	LYS
20	AB	87	ASP
20	AB	88	GLN
20	AB	94	ARG
20	AB	95	TRP
20	AB	104	LYS
20	AB	121	GLN
20	AB	122	ASP
20	AB	125	PHE
20	AB	127	LYS
20	AB	136	ARG
20	AB	137	THR
20	AB	138	ARG
20	AB	140	LEU
20	AB	144	GLU
20	AB	156	LEU
20	AB	177	ASN
20	AB	196	ASP
20	AB	202	ASN
20	AB	209	VAL
20	AB	212	TYR
20	AB	219	THR
20	AB	221	ARG

Continued on next page...

Continued from previous page...

Mol	Chain	Res	Type
20	AB	222	GLU
20	AB	224	ARG
21	AU	4	LYS
21	AU	6	ARG
21	AU	11	PHE
21	AU	12	ASP
21	AU	15	LEU
21	AU	16	ARG
21	AU	20	ARG
21	AU	21	SER
21	AU	24	LYS
21	AU	27	VAL
21	AU	34	ARG
21	AU	36	PHE
21	AU	38	GLU
21	AU	41	THR
21	AU	44	ARG
21	AU	48	LYS
24	BI	63	ASP
24	BI	96	LYS
25	BC	8	THR
25	BC	12	ARG
25	BC	23	LEU
25	BC	43	ASN
25	BC	52	HIS
25	BC	62	ARG
25	BC	65	ASP
25	BC	89	ASN
25	BC	94	LEU
25	BC	109	LEU
25	BC	110	LYS
25	BC	129	LEU
25	BC	155	ARG
25	BC	166	ARG
25	BC	172	THR
25	BC	173	LEU
25	BC	176	ARG
25	BC	180	MET
25	BC	181	ARG
25	BC	187	CYS
25	BC	190	THR
25	BC	191	LEU

Continued on next page...

Continued from previous page...

Mol	Chain	Res	Type
25	BC	212	TRP
25	BC	224	MET
25	BC	235	GLU
25	BC	250	GLN
25	BC	251	THR
25	BC	252	LYS
25	BC	257	ARG
25	BC	270	ARG
26	BD	12	THR
26	BD	40	LEU
26	BD	46	ARG
26	BD	56	LYS
26	BD	59	ARG
26	BD	81	GLU
26	BD	84	LEU
26	BD	89	GLU
26	BD	98	VAL
26	BD	99	GLU
26	BD	114	LYS
26	BD	124	ARG
26	BD	130	GLN
26	BD	138	LEU
26	BD	148	GLN
26	BD	154	LYS
26	BD	159	LYS
26	BD	173	GLN
27	BK	2	ILE
27	BK	21	CYS
27	BK	32	TYR
27	BK	47	ILE
27	BK	53	LYS
27	BK	54	LYS
27	BK	58	LEU
27	BK	67	LYS
27	BK	72	PRO
27	BK	80	ASP
27	BK	86	LEU
27	BK	87	LEU
27	BK	88	ASN
27	BK	89	ASN
27	BK	105	ARG
27	BK	111	LYS

Continued on next page...

Continued from previous page...

Mol	Chain	Res	Type
27	BK	120	PRO
27	BK	121	GLU
28	BP	3	ILE
28	BP	6	GLN
28	BP	13	LYS
28	BP	19	PHE
28	BP	20	ARG
28	BP	25	VAL
28	BP	33	GLU
28	BP	37	LYS
28	BP	39	LEU
28	BP	43	GLU
28	BP	46	VAL
28	BP	58	PHE
28	BP	60	VAL
28	BP	61	ARG
28	BP	83	ILE
28	BP	84	SER
28	BP	100	ARG
28	BP	111	GLU
28	BP	112	ARG
28	BP	113	LEU
28	BP	114	ASN
29	BE	2	GLU
29	BE	6	LYS
29	BE	7	ASP
29	BE	12	LEU
29	BE	21	ARG
29	BE	22	ASP
29	BE	24	ASN
29	BE	40	ARG
29	BE	48	THR
29	BE	58	LYS
29	BE	60	TRP
29	BE	61	ARG
29	BE	62	GLN
29	BE	67	ARG
29	BE	70	SER
29	BE	78	TRP
29	BE	79	ARG
29	BE	108	ILE
29	BE	116	ASP

Continued on next page...

Continued from previous page...

Mol	Chain	Res	Type
29	BE	118	LEU
29	BE	122	GLU
29	BE	147	LEU
29	BE	148	ILE
29	BE	150	THR
29	BE	153	LEU
29	BE	159	LEU
29	BE	169	VAL
29	BE	170	ARG
29	BE	198	GLU
30	BY	2	LYS
30	BY	15	ARG
30	BY	23	LEU
30	BY	37	ARG
30	BY	39	ASP
30	BY	43	ILE
30	BY	48	ASN
31	B0	3	GLN
31	B0	10	SER
31	B0	27	LEU
31	B0	37	HIS
31	B0	38	LEU
31	B0	41	HIS
31	B0	45	ASP
31	B0	51	ARG
31	B0	53	VAL
31	B0	56	LYS
32	B4	1	MET
32	B4	9	LYS
32	B4	13	ASN
32	B4	15	LYS
32	B4	20	ASP
32	B4	25	VAL
32	B4	28	SER
32	B4	35	GLN
33	B1	6	GLU
33	B1	9	LYS
33	B1	27	ARG
33	B1	35	LEU
33	B1	44	GLN
33	B1	49	LYS
34	B3	7	ARG

Continued on next page...

Continued from previous page...

Mol	Chain	Res	Type
34	B3	14	LYS
34	B3	18	LYS
34	B3	30	HIS
35	BV	5	ASN
35	BV	11	GLU
35	BV	18	ARG
35	BV	20	LEU
35	BV	29	ILE
35	BV	34	LYS
35	BV	40	ILE
35	BV	42	LEU
35	BV	45	ASP
35	BV	46	LYS
35	BV	51	GLN
35	BV	53	LYS
35	BV	55	GLU
35	BV	68	LYS
35	BV	70	ILE
35	BV	75	GLN
35	BV	79	ARG
35	BV	87	GLN
35	BV	92	VAL
36	B2	21	ARG
36	B2	25	LYS
36	B2	28	ARG
36	B2	33	ARG
36	B2	39	ARG
36	B2	46	LYS
37	BL	40	SER
37	BL	60	ARG
37	BL	69	ARG
37	BL	78	ARG
37	BL	82	LEU
37	BL	91	ASP
37	BL	92	LEU
37	BL	95	LEU
37	BL	118	THR
37	BL	123	ARG
38	BM	1	MET
38	BM	18	ARG
38	BM	20	LEU
38	BM	25	ASP

Continued on next page...

Continued from previous page...

Mol	Chain	Res	Type
38	BM	27	SER
38	BM	47	GLU
38	BM	59	ARG
38	BM	66	ARG
38	BM	70	ASP
38	BM	78	LEU
38	BM	81	ARG
38	BM	82	MET
38	BM	90	GLU
38	BM	93	VAL
38	BM	110	GLU
38	BM	111	GLU
38	BM	115	GLU
38	BM	123	LYS
38	BM	127	LYS
39	BX	1	MET
39	BX	2	LYS
39	BX	7	ARG
39	BX	15	ASN
39	BX	18	LEU
39	BX	21	LEU
39	BX	24	GLU
39	BX	48	ARG
39	BX	49	ASP
39	BX	57	LEU
39	BX	59	GLU
39	BX	60	LYS
40	BH	3	VAL
40	BH	4	ILE
40	BH	12	LEU
40	BH	15	LEU
40	BH	19	VAL
40	BH	28	ASN
40	BH	31	VAL
40	BH	32	PRO
40	BH	41	LYS
40	BH	44	ILE
40	BH	46	PHE
40	BH	47	PHE
40	BH	48	GLU
40	BH	50	ARG
40	BH	54	LEU

Continued on next page...

Continued from previous page...

Mol	Chain	Res	Type
40	BH	57	LYS
40	BH	62	LEU
40	BH	66	ASN
40	BH	68	ARG
40	BH	70	GLU
40	BH	71	LYS
40	BH	73	ASN
40	BH	75	LEU
40	BH	89	LYS
40	BH	98	ASP
40	BH	109	GLU
40	BH	112	LYS
40	BH	114	GLU
40	BH	116	ARG
40	BH	125	THR
40	BH	128	HIS
40	BH	133	GLN
40	BH	136	SER
40	BH	138	VAL
40	BH	141	LYS
41	BJ	2	LYS
41	BJ	3	THR
41	BJ	5	THR
41	BJ	12	LYS
41	BJ	28	LEU
41	BJ	34	ARG
41	BJ	35	ARG
41	BJ	36	LEU
41	BJ	44	TYR
41	BJ	60	ASP
41	BJ	65	THR
41	BJ	78	THR
41	BJ	93	ILE
41	BJ	95	ARG
41	BJ	106	LYS
41	BJ	111	LYS
41	BJ	120	ARG
41	BJ	122	LEU
41	BJ	124	VAL
41	BJ	129	GLU
42	BN	2	ARG
42	BN	11	ASN

Continued on next page...

Continued from previous page...

Mol	Chain	Res	Type
42	BN	18	GLN
42	BN	20	MET
42	BN	32	GLU
42	BN	35	LYS
42	BN	40	LYS
42	BN	69	ARG
42	BN	71	ARG
42	BN	73	ASN
42	BN	74	GLU
42	BN	82	GLU
42	BN	98	LEU
42	BN	107	ASN
42	BN	114	GLU
42	BN	120	GLU
43	BO	3	LYS
43	BO	9	ARG
43	BO	17	LYS
43	BO	31	THR
43	BO	36	TYR
43	BO	80	GLU
43	BO	98	GLN
43	BO	100	HIS
43	BO	104	GLN
43	BO	106	LEU
43	BO	112	GLU
43	BO	115	LEU
44	BQ	4	LYS
44	BQ	10	ARG
44	BQ	13	HIS
44	BQ	49	ARG
44	BQ	50	ARG
44	BQ	69	ARG
44	BQ	79	ILE
44	BQ	83	LYS
44	BQ	88	GLU
44	BQ	94	LEU
44	BQ	96	ASP
45	BS	6	LYS
45	BS	42	LYS
45	BS	59	GLU
45	BS	66	ILE
45	BS	69	LEU

Continued on next page...

Continued from previous page...

Mol	Chain	Res	Type
45	BS	84	ARG
45	BS	86	MET
45	BS	88	ARG
45	BS	99	ARG
45	BS	108	SER
45	BS	109	ASP
46	BU	6	ARG
46	BU	11	ILE
46	BU	13	LEU
46	BU	21	ARG
46	BU	26	ASN
46	BU	49	PRO
46	BU	52	ASN
46	BU	60	LYS
46	BU	73	ASN
46	BU	78	LYS
46	BU	80	ASP
46	BU	85	ARG
47	BF	13	LYS
47	BF	17	THR
47	BF	18	GLU
47	BF	29	ARG
47	BF	32	LYS
47	BF	41	GLU
47	BF	49	LEU
47	BF	55	ASP
47	BF	56	LEU
47	BF	70	ARG
47	BF	76	PHE
47	BF	79	ARG
47	BF	87	LYS
47	BF	89	THR
47	BF	91	ARG
47	BF	96	TRP
47	BF	97	GLU
47	BF	102	LEU
47	BF	103	ILE
47	BF	109	ARG
47	BF	111	ARG
47	BF	112	ASP
47	BF	121	PHE
47	BF	126	ASN

Continued on next page...

Continued from previous page...

Mol	Chain	Res	Type
47	BF	128	SER
47	BF	129	MET
47	BF	134	GLN
47	BF	137	PHE
47	BF	138	PRO
47	BF	141	ASP
47	BF	142	TYR
47	BF	149	ARG
47	BF	160	LYS
47	BF	174	PHE
47	BF	178	LYS
48	BG	2	ARG
48	BG	17	LYS
48	BG	28	LYS
48	BG	31	GLU
48	BG	32	LEU
48	BG	33	THR
48	BG	34	ARG
48	BG	37	ASN
48	BG	54	ARG
48	BG	68	ARG
48	BG	70	LEU
48	BG	72	ASN
48	BG	74	MET
48	BG	84	LYS
48	BG	85	LYS
48	BG	86	LEU
48	BG	87	GLN
48	BG	94	ARG
48	BG	106	LEU
48	BG	113	ASP
48	BG	120	ILE
48	BG	124	CYS
48	BG	127	GLN
48	BG	132	LEU
48	BG	138	GLN
48	BG	146	ASP
48	BG	147	LEU
48	BG	154	GLU
48	BG	162	ARG
48	BG	163	TYR
48	BG	166	GLU

Continued on next page...

Continued from previous page...

Mol	Chain	Res	Type
49	BR	14	VAL
49	BR	22	LEU
49	BR	39	LEU
49	BR	40	MET
49	BR	41	ILE
49	BR	48	LYS
49	BR	53	PHE
49	BR	55	ASP
49	BR	70	GLU
49	BR	71	LYS
49	BR	84	ARG
49	BR	86	GLN
49	BR	97	LYS
50	BT	1	MET
50	BT	2	ILE
50	BT	3	ARG
50	BT	8	LEU
50	BT	9	LYS
50	BT	11	LEU
50	BT	12	ARG
50	BT	22	THR
50	BT	24	MET
50	BT	29	THR
50	BT	32	LEU
50	BT	36	LYS
50	BT	50	LEU
50	BT	61	LEU
50	BT	64	LYS
50	BT	68	LYS
50	BT	69	ARG
50	BT	73	ARG
50	BT	79	ASP
50	BT	86	THR
50	BT	87	LEU
51	BZ	4	VAL
51	BZ	25	THR
51	BZ	27	ARG
51	BZ	28	ARG
51	BZ	30	LEU
51	BZ	32	ASN
51	BZ	37	ARG
51	BZ	41	GLU

Continued on next page...

Continued from previous page...

Mol	Chain	Res	Type
51	BZ	46	PHE
51	BZ	48	THR
51	BZ	50	ARG
51	BZ	64	ILE
51	BZ	70	GLU
51	BZ	71	LEU
51	BZ	78	TYR
52	BW	10	ARG
52	BW	14	ASP
52	BW	18	LYS
52	BW	19	ARG
52	BW	23	LYS
52	BW	24	ARG
52	BW	25	PHE
52	BW	38	ARG
52	BW	39	GLN
52	BW	40	ARG
52	BW	49	ASN
52	BW	50	VAL
52	BW	54	ARG
52	BW	63	ASP
52	BW	68	PHE
52	BW	75	ASN
52	BW	77	LYS
53	B6	1	MET
53	B6	10	THR
53	B6	16	LYS
53	B6	17	SER
53	B6	22	GLU
53	B6	24	ASN
53	B6	37	LEU
53	B6	39	LEU
53	B6	52	LEU
53	B6	59	THR
53	B6	64	ARG
53	B6	66	LEU
53	B6	71	TRP
53	B6	73	GLN
53	B6	77	LYS
53	B6	84	ARG
53	B6	88	LEU
53	B6	90	LEU

Continued on next page...

Continued from previous page...

Mol	Chain	Res	Type
53	B6	97	ASP
53	B6	102	ASN
53	B6	106	LEU
53	B6	113	ASP
53	B6	134	ARG
53	B6	137	LEU
53	B6	138	ASP
53	B6	142	LYS
53	B6	156	ARG
53	B6	162	GLN
53	B6	169	ILE
53	B6	174	GLN
53	B6	181	GLN
2	CC	2	GLN
2	CC	13	ILE
2	CC	20	THR
2	CC	26	LYS
2	CC	27	GLU
2	CC	41	TYR
2	CC	48	LYS
2	CC	63	ILE
2	CC	81	GLU
2	CC	88	LYS
2	CC	96	VAL
2	CC	106	ARG
2	CC	107	LYS
2	CC	118	SER
2	CC	120	THR
2	CC	130	ARG
2	CC	131	ARG
2	CC	138	GLN
2	CC	143	LEU
2	CC	166	TRP
2	CC	168	ARG
2	CC	171	ARG
2	CC	184	ASN
2	CC	192	TYR
2	CC	206	ILE
3	CD	4	LEU
3	CD	7	LYS
3	CD	18	LEU
3	CD	25	ARG

Continued on next page...

Continued from previous page...

Mol	Chain	Res	Type
3	CD	27	ILE
3	CD	28	ASP
3	CD	32	LYS
3	CD	35	GLN
3	CD	39	GLN
3	CD	40	HIS
3	CD	49	ASP
3	CD	55	ARG
3	CD	57	LYS
3	CD	58	GLN
3	CD	60	VAL
3	CD	80	ARG
3	CD	84	ASN
3	CD	87	GLU
3	CD	106	PHE
3	CD	119	HIS
3	CD	123	MET
3	CD	141	VAL
3	CD	146	GLU
3	CD	147	LYS
3	CD	160	LEU
3	CD	164	ARG
3	CD	176	LYS
3	CD	183	ARG
3	CD	187	ARG
3	CD	190	LEU
3	CD	191	SER
3	CD	193	ASP
3	CD	195	ASN
3	CD	199	ILE
4	CE	9	GLU
4	CE	21	SER
4	CE	23	THR
4	CE	25	LYS
4	CE	30	PHE
4	CE	45	VAL
4	CE	51	LYS
4	CE	61	LYS
4	CE	95	MET
4	CE	119	VAL
4	CE	123	LEU
4	CE	127	TYR

Continued on next page...

Continued from previous page...

Mol	Chain	Res	Type
4	CE	147	ASN
4	CE	156	ARG
5	CF	6	ILE
5	CF	9	MET
5	CF	39	LEU
5	CF	51	ILE
5	CF	53	LYS
5	CF	54	LEU
5	CF	55	HIS
5	CF	61	LEU
5	CF	62	MET
5	CF	65	GLU
5	CF	69	GLU
5	CF	82	ASP
5	CF	86	ARG
5	CF	87	SER
5	CF	90	MET
5	CF	98	GLU
5	CF	100	SER
6	CG	8	GLN
6	CG	12	LEU
6	CG	19	SER
6	CG	22	LEU
6	CG	26	VAL
6	CG	27	ASN
6	CG	47	GLU
6	CG	55	LYS
6	CG	57	GLU
6	CG	62	GLU
6	CG	75	LYS
6	CG	78	ARG
6	CG	83	THR
6	CG	94	ARG
6	CG	109	LYS
6	CG	110	ARG
6	CG	117	LEU
6	CG	132	THR
6	CG	136	LYS
6	CG	147	ASN
6	CG	148	LYS
6	CG	153	TYR
7	CH	28	SER

Continued on next page...

Continued from previous page...

Mol	Chain	Res	Type
7	CH	37	ASN
7	CH	55	LYS
7	CH	57	GLU
7	CH	72	GLU
7	CH	87	ARG
7	CH	111	THR
7	CH	113	ARG
8	CI	10	ARG
8	CI	26	LYS
8	CI	31	GLN
8	CI	36	GLN
8	CI	45	MET
8	CI	53	LEU
8	CI	56	MET
8	CI	58	GLU
8	CI	59	LYS
8	CI	61	ASP
8	CI	67	LYS
8	CI	74	GLN
8	CI	84	ARG
8	CI	87	MET
8	CI	94	ARG
8	CI	98	ARG
8	CI	106	ASP
8	CI	109	GLN
8	CI	114	LYS
9	CJ	17	LEU
9	CJ	47	GLU
9	CJ	57	VAL
9	CJ	60	ASP
9	CJ	75	ASP
9	CJ	85	ASP
9	CJ	88	MET
9	CJ	91	ASP
9	CJ	92	LEU
9	CJ	99	GLN
10	CK	12	ARG
10	CK	25	SER
10	CK	28	ASN
10	CK	31	VAL
10	CK	34	THR
10	CK	51	PHE

Continued on next page...

Continued from previous page...

Mol	Chain	Res	Type
10	CK	55	ARG
10	CK	75	GLU
10	CK	80	ASN
10	CK	84	MET
10	CK	105	ARG
10	CK	115	ILE
10	CK	118	ASN
10	CK	121	ARG
10	CK	126	ARG
10	CK	128	VAL
11	CL	4	ASN
11	CL	13	ARG
11	CL	14	LYS
11	CL	17	LYS
11	CL	28	GLN
11	CL	33	CYS
11	CL	38	THR
11	CL	39	THR
11	CL	43	LYS
11	CL	49	ARG
11	CL	77	SER
11	CL	80	LEU
11	CL	107	LYS
11	CL	113	ARG
11	CL	119	LYS
11	CL	122	LYS
12	CM	2	ARG
12	CM	7	ASN
12	CM	15	VAL
12	CM	18	LEU
12	CM	28	ARG
12	CM	30	LYS
12	CM	41	ASP
12	CM	44	ILE
12	CM	46	GLU
12	CM	47	LEU
12	CM	52	ILE
12	CM	54	THR
12	CM	57	ASP
12	CM	62	PHE
12	CM	65	GLU
12	CM	69	ARG

Continued on next page...

Continued from previous page...

Mol	Chain	Res	Type
12	CM	77	LYS
12	CM	82	LEU
12	CM	89	ARG
12	CM	91	ARG
12	CM	92	ARG
12	CM	106	ARG
13	CN	3	GLN
13	CN	26	LEU
13	CN	27	LYS
13	CN	48	GLN
13	CN	50	LEU
13	CN	53	ASP
13	CN	59	GLN
13	CN	65	GLN
14	CO	21	ASP
14	CO	40	GLN
14	CO	54	ARG
14	CO	81	LEU
14	CO	88	ARG
14	CO	89	ARG
15	CP	5	ARG
15	CP	12	LYS
15	CP	28	ARG
15	CP	45	GLU
15	CP	46	LYS
15	CP	51	ARG
15	CP	66	THR
15	CP	68	SER
15	CP	80	LYS
16	CQ	6	THR
16	CQ	10	ARG
16	CQ	15	LYS
16	CQ	39	ARG
16	CQ	48	GLU
16	CQ	50	ASN
16	CQ	56	ASP
16	CQ	60	ILE
16	CQ	64	ARG
16	CQ	66	LEU
16	CQ	74	LEU
16	CQ	76	ARG
16	CQ	78	VAL

Continued on next page...

Continued from previous page...

Mol	Chain	Res	Type
16	CQ	79	GLU
16	CQ	80	LYS
17	CR	21	ASP
17	CR	23	LYS
17	CR	33	THR
17	CR	38	ILE
17	CR	46	THR
18	CS	2	ARG
18	CS	4	LEU
18	CS	11	ASP
18	CS	12	LEU
18	CS	15	LEU
18	CS	20	LYS
18	CS	27	LYS
18	CS	28	LYS
18	CS	39	ILE
18	CS	42	ASN
18	CS	47	THR
18	CS	59	VAL
18	CS	60	PHE
18	CS	64	GLU
18	CS	66	VAL
18	CS	80	ARG
19	CT	4	LYS
19	CT	7	LYS
19	CT	13	SER
19	CT	35	TYR
19	CT	38	ILE
19	CT	43	LYS
19	CT	53	MET
19	CT	59	ARG
19	CT	68	LYS
19	CT	69	ASN
19	CT	77	ASN
20	CB	8	MET
20	CB	14	HIS
20	CB	18	GLN
20	CB	23	ASN
20	CB	27	LYS
20	CB	46	VAL
20	CB	50	ASN
20	CB	57	ASN

Continued on next page...

Continued from previous page...

Mol	Chain	Res	Type
20	CB	58	LYS
20	CB	67	LEU
20	CB	72	LYS
20	CB	80	LYS
20	CB	87	ASP
20	CB	88	GLN
20	CB	94	ARG
20	CB	95	TRP
20	CB	104	LYS
20	CB	122	ASP
20	CB	126	ASP
20	CB	127	LYS
20	CB	128	LEU
20	CB	131	LYS
20	CB	132	GLU
20	CB	136	ARG
20	CB	138	ARG
20	CB	140	LEU
20	CB	144	GLU
20	CB	156	LEU
20	CB	177	ASN
20	CB	196	ASP
20	CB	202	ASN
20	CB	212	TYR
20	CB	219	THR
20	CB	221	ARG
20	CB	222	GLU
20	CB	224	ARG
21	CU	4	LYS
21	CU	6	ARG
21	CU	11	PHE
21	CU	12	ASP
21	CU	15	LEU
21	CU	16	ARG
21	CU	20	ARG
21	CU	21	SER
21	CU	22	CYS
21	CU	24	LYS
21	CU	27	VAL
21	CU	34	ARG
21	CU	36	PHE
21	CU	38	GLU

Continued on next page...

Continued from previous page...

Mol	Chain	Res	Type
21	CU	41	THR
21	CU	44	ARG
21	CU	48	LYS
24	DI	2	LYS
24	DI	54	ILE
24	DI	91	LYS
24	DI	99	LYS
24	DI	121	ILE
24	DI	140	GLU
25	DC	8	THR
25	DC	12	ARG
25	DC	23	LEU
25	DC	43	ASN
25	DC	52	HIS
25	DC	62	ARG
25	DC	65	ASP
25	DC	89	ASN
25	DC	94	LEU
25	DC	109	LEU
25	DC	110	LYS
25	DC	129	LEU
25	DC	155	ARG
25	DC	166	ARG
25	DC	172	THR
25	DC	173	LEU
25	DC	176	ARG
25	DC	180	MET
25	DC	181	ARG
25	DC	190	THR
25	DC	191	LEU
25	DC	212	TRP
25	DC	224	MET
25	DC	235	GLU
25	DC	250	GLN
25	DC	251	THR
25	DC	252	LYS
25	DC	257	ARG
25	DC	270	ARG
26	DD	12	THR
26	DD	40	LEU
26	DD	46	ARG
26	DD	56	LYS

Continued on next page...

Continued from previous page...

Mol	Chain	Res	Type
26	DD	59	ARG
26	DD	81	GLU
26	DD	84	LEU
26	DD	89	GLU
26	DD	98	VAL
26	DD	99	GLU
26	DD	114	LYS
26	DD	124	ARG
26	DD	138	LEU
26	DD	148	GLN
26	DD	154	LYS
26	DD	173	GLN
27	DK	2	ILE
27	DK	21	CYS
27	DK	32	TYR
27	DK	47	ILE
27	DK	53	LYS
27	DK	54	LYS
27	DK	58	LEU
27	DK	67	LYS
27	DK	72	PRO
27	DK	80	ASP
27	DK	86	LEU
27	DK	87	LEU
27	DK	88	ASN
27	DK	89	ASN
27	DK	105	ARG
27	DK	111	LYS
27	DK	120	PRO
27	DK	121	GLU
28	DP	3	ILE
28	DP	6	GLN
28	DP	13	LYS
28	DP	19	PHE
28	DP	20	ARG
28	DP	25	VAL
28	DP	33	GLU
28	DP	37	LYS
28	DP	39	LEU
28	DP	43	GLU
28	DP	46	VAL
28	DP	58	PHE

Continued on next page...

Continued from previous page...

Mol	Chain	Res	Type
28	DP	60	VAL
28	DP	61	ARG
28	DP	83	ILE
28	DP	84	SER
28	DP	100	ARG
28	DP	111	GLU
28	DP	112	ARG
28	DP	113	LEU
28	DP	114	ASN
29	DE	2	GLU
29	DE	6	LYS
29	DE	7	ASP
29	DE	12	LEU
29	DE	21	ARG
29	DE	22	ASP
29	DE	24	ASN
29	DE	40	ARG
29	DE	48	THR
29	DE	58	LYS
29	DE	60	TRP
29	DE	61	ARG
29	DE	62	GLN
29	DE	67	ARG
29	DE	70	SER
29	DE	78	TRP
29	DE	79	ARG
29	DE	108	ILE
29	DE	116	ASP
29	DE	118	LEU
29	DE	122	GLU
29	DE	147	LEU
29	DE	150	THR
29	DE	153	LEU
29	DE	159	LEU
29	DE	169	VAL
29	DE	170	ARG
29	DE	198	GLU
30	DY	2	LYS
30	DY	15	ARG
30	DY	23	LEU
30	DY	37	ARG
30	DY	39	ASP

Continued on next page...

Continued from previous page...

Mol	Chain	Res	Type
30	DY	43	ILE
30	DY	48	ASN
31	D0	3	GLN
31	D0	10	SER
31	D0	27	LEU
31	D0	37	HIS
31	D0	38	LEU
31	D0	41	HIS
31	D0	45	ASP
31	D0	51	ARG
31	D0	53	VAL
31	D0	56	LYS
32	D4	1	MET
32	D4	9	LYS
32	D4	13	ASN
32	D4	15	LYS
32	D4	20	ASP
32	D4	25	VAL
32	D4	28	SER
32	D4	35	GLN
33	D1	6	GLU
33	D1	9	LYS
33	D1	27	ARG
33	D1	35	LEU
33	D1	44	GLN
33	D1	49	LYS
34	D3	7	ARG
34	D3	14	LYS
34	D3	18	LYS
34	D3	30	HIS
35	DV	5	ASN
35	DV	11	GLU
35	DV	18	ARG
35	DV	20	LEU
35	DV	29	ILE
35	DV	34	LYS
35	DV	40	ILE
35	DV	42	LEU
35	DV	45	ASP
35	DV	46	LYS
35	DV	51	GLN
35	DV	53	LYS

Continued on next page...

Continued from previous page...

Mol	Chain	Res	Type
35	DV	55	GLU
35	DV	68	LYS
35	DV	70	ILE
35	DV	75	GLN
35	DV	79	ARG
35	DV	87	GLN
35	DV	92	VAL
36	D2	21	ARG
36	D2	25	LYS
36	D2	28	ARG
36	D2	33	ARG
36	D2	39	ARG
36	D2	46	LYS
37	DL	40	SER
37	DL	60	ARG
37	DL	69	ARG
37	DL	78	ARG
37	DL	82	LEU
37	DL	91	ASP
37	DL	92	LEU
37	DL	95	LEU
37	DL	118	THR
37	DL	123	ARG
38	DM	1	MET
38	DM	18	ARG
38	DM	20	LEU
38	DM	25	ASP
38	DM	27	SER
38	DM	47	GLU
38	DM	59	ARG
38	DM	66	ARG
38	DM	70	ASP
38	DM	78	LEU
38	DM	81	ARG
38	DM	82	MET
38	DM	90	GLU
38	DM	93	VAL
38	DM	110	GLU
38	DM	111	GLU
38	DM	115	GLU
38	DM	123	LYS
38	DM	127	LYS

Continued on next page...

Continued from previous page...

Mol	Chain	Res	Type
39	DX	1	MET
39	DX	2	LYS
39	DX	7	ARG
39	DX	15	ASN
39	DX	18	LEU
39	DX	21	LEU
39	DX	24	GLU
39	DX	48	ARG
39	DX	49	ASP
39	DX	57	LEU
39	DX	59	GLU
39	DX	60	LYS
40	DH	3	VAL
40	DH	4	ILE
40	DH	12	LEU
40	DH	15	LEU
40	DH	19	VAL
40	DH	28	ASN
40	DH	31	VAL
40	DH	32	PRO
40	DH	40	THR
40	DH	44	ILE
40	DH	47	PHE
40	DH	48	GLU
40	DH	50	ARG
40	DH	53	GLU
40	DH	55	GLU
40	DH	75	LEU
40	DH	80	ILE
40	DH	83	LYS
40	DH	87	GLU
40	DH	89	LYS
40	DH	97	ARG
40	DH	99	ILE
40	DH	112	LYS
40	DH	116	ARG
40	DH	119	ASN
40	DH	121	VAL
40	DH	124	THR
40	DH	129	GLU
40	DH	133	GLN
40	DH	139	PHE

Continued on next page...

Continued from previous page...

Mol	Chain	Res	Type
40	DH	142	VAL
40	DH	149	GLU
41	DJ	2	LYS
41	DJ	3	THR
41	DJ	5	THR
41	DJ	12	LYS
41	DJ	28	LEU
41	DJ	34	ARG
41	DJ	35	ARG
41	DJ	36	LEU
41	DJ	44	TYR
41	DJ	60	ASP
41	DJ	65	THR
41	DJ	93	ILE
41	DJ	95	ARG
41	DJ	106	LYS
41	DJ	120	ARG
41	DJ	122	LEU
41	DJ	124	VAL
41	DJ	129	GLU
42	DN	2	ARG
42	DN	11	ASN
42	DN	18	GLN
42	DN	20	MET
42	DN	32	GLU
42	DN	35	LYS
42	DN	40	LYS
42	DN	69	ARG
42	DN	71	ARG
42	DN	73	ASN
42	DN	74	GLU
42	DN	82	GLU
42	DN	98	LEU
42	DN	107	ASN
42	DN	114	GLU
42	DN	120	GLU
43	DO	3	LYS
43	DO	9	ARG
43	DO	17	LYS
43	DO	18	LEU
43	DO	31	THR
43	DO	36	TYR

Continued on next page...

Continued from previous page...

Mol	Chain	Res	Type
43	DO	80	GLU
43	DO	98	GLN
43	DO	100	HIS
43	DO	104	GLN
43	DO	106	LEU
43	DO	112	GLU
43	DO	115	LEU
43	DO	116	GLN
44	DQ	4	LYS
44	DQ	10	ARG
44	DQ	13	HIS
44	DQ	49	ARG
44	DQ	50	ARG
44	DQ	69	ARG
44	DQ	79	ILE
44	DQ	83	LYS
44	DQ	88	GLU
44	DQ	94	LEU
44	DQ	96	ASP
45	DS	6	LYS
45	DS	42	LYS
45	DS	59	GLU
45	DS	66	ILE
45	DS	69	LEU
45	DS	84	ARG
45	DS	86	MET
45	DS	88	ARG
45	DS	99	ARG
45	DS	108	SER
45	DS	109	ASP
46	DU	6	ARG
46	DU	11	ILE
46	DU	13	LEU
46	DU	21	ARG
46	DU	26	ASN
46	DU	49	PRO
46	DU	52	ASN
46	DU	60	LYS
46	DU	73	ASN
46	DU	78	LYS
46	DU	80	ASP
46	DU	85	ARG

Continued on next page...

Continued from previous page...

Mol	Chain	Res	Type
46	DU	98	ASN
47	DF	13	LYS
47	DF	17	THR
47	DF	18	GLU
47	DF	29	ARG
47	DF	32	LYS
47	DF	41	GLU
47	DF	49	LEU
47	DF	50	ASP
47	DF	55	ASP
47	DF	56	LEU
47	DF	70	ARG
47	DF	79	ARG
47	DF	87	LYS
47	DF	89	THR
47	DF	91	ARG
47	DF	96	TRP
47	DF	97	GLU
47	DF	102	LEU
47	DF	103	ILE
47	DF	109	ARG
47	DF	111	ARG
47	DF	112	ASP
47	DF	121	PHE
47	DF	126	ASN
47	DF	128	SER
47	DF	129	MET
47	DF	134	GLN
47	DF	137	PHE
47	DF	138	PRO
47	DF	142	TYR
47	DF	149	ARG
47	DF	160	LYS
47	DF	174	PHE
47	DF	178	LYS
48	DG	2	ARG
48	DG	17	LYS
48	DG	28	LYS
48	DG	31	GLU
48	DG	32	LEU
48	DG	33	THR
48	DG	34	ARG

Continued on next page...

Continued from previous page...

Mol	Chain	Res	Type
48	DG	37	ASN
48	DG	54	ARG
48	DG	68	ARG
48	DG	70	LEU
48	DG	72	ASN
48	DG	74	MET
48	DG	84	LYS
48	DG	85	LYS
48	DG	86	LEU
48	DG	87	GLN
48	DG	94	ARG
48	DG	106	LEU
48	DG	113	ASP
48	DG	120	ILE
48	DG	124	CYS
48	DG	127	GLN
48	DG	132	LEU
48	DG	138	GLN
48	DG	146	ASP
48	DG	147	LEU
48	DG	154	GLU
48	DG	162	ARG
48	DG	163	TYR
48	DG	166	GLU
48	DG	167	VAL
49	DR	14	VAL
49	DR	22	LEU
49	DR	39	LEU
49	DR	40	MET
49	DR	41	ILE
49	DR	48	LYS
49	DR	53	PHE
49	DR	55	ASP
49	DR	70	GLU
49	DR	71	LYS
49	DR	84	ARG
49	DR	86	GLN
49	DR	97	LYS
50	DT	1	MET
50	DT	2	ILE
50	DT	3	ARG
50	DT	8	LEU

Continued on next page...

Continued from previous page...

Mol	Chain	Res	Type
50	DT	9	LYS
50	DT	11	LEU
50	DT	12	ARG
50	DT	22	THR
50	DT	24	MET
50	DT	29	THR
50	DT	32	LEU
50	DT	36	LYS
50	DT	50	LEU
50	DT	61	LEU
50	DT	64	LYS
50	DT	68	LYS
50	DT	69	ARG
50	DT	73	ARG
50	DT	79	ASP
50	DT	86	THR
50	DT	87	LEU
51	DZ	4	VAL
51	DZ	25	THR
51	DZ	27	ARG
51	DZ	28	ARG
51	DZ	30	LEU
51	DZ	32	ASN
51	DZ	37	ARG
51	DZ	41	GLU
51	DZ	46	PHE
51	DZ	48	THR
51	DZ	50	ARG
51	DZ	64	ILE
51	DZ	70	GLU
51	DZ	71	LEU
51	DZ	78	TYR
52	DW	10	ARG
52	DW	14	ASP
52	DW	18	LYS
52	DW	19	ARG
52	DW	23	LYS
52	DW	24	ARG
52	DW	25	PHE
52	DW	38	ARG
52	DW	39	GLN
52	DW	49	ASN

Continued on next page...

Continued from previous page...

Mol	Chain	Res	Type
52	DW	50	VAL
52	DW	54	ARG
52	DW	63	ASP
52	DW	68	PHE
52	DW	75	ASN
52	DW	77	LYS
53	D6	1	MET
53	D6	2	THR
53	D6	6	LEU
53	D6	12	SER
53	D6	16	LYS
53	D6	17	SER
53	D6	29	ARG
53	D6	42	LYS
53	D6	44	GLU
53	D6	50	VAL
53	D6	52	LEU
53	D6	53	ASN
53	D6	54	GLN
53	D6	64	ARG
53	D6	71	TRP
53	D6	73	GLN
53	D6	74	ASN
53	D6	84	ARG
53	D6	85	ASP
53	D6	87	ASP
53	D6	94	ASN
53	D6	106	LEU
53	D6	107	THR
53	D6	108	GLU
53	D6	109	GLU
53	D6	110	ARG
53	D6	114	LEU
53	D6	115	VAL
53	D6	119	ARG
53	D6	121	TYR
53	D6	134	ARG
53	D6	137	LEU
53	D6	143	LEU
53	D6	146	GLU
53	D6	156	ARG
53	D6	174	GLN

Sometimes sidechains can be flipped to improve hydrogen bonding and reduce clashes. All (342) such sidechains are listed below:

Mol	Chain	Res	Type
2	AC	2	GLN
2	AC	139	ASN
2	AC	184	ASN
2	AC	189	HIS
3	AD	35	GLN
3	AD	39	GLN
3	AD	53	GLN
3	AD	58	GLN
3	AD	84	ASN
3	AD	115	GLN
3	AD	119	HIS
3	AD	135	GLN
3	AD	151	GLN
4	AE	81	GLN
4	AE	82	HIS
4	AE	131	ASN
5	AF	46	GLN
6	AG	27	ASN
6	AG	67	ASN
6	AG	121	ASN
6	AG	147	ASN
7	AH	3	GLN
7	AH	66	GLN
7	AH	75	GLN
7	AH	117	GLN
8	AI	30	ASN
8	AI	36	GLN
8	AI	74	GLN
8	AI	80	HIS
9	AJ	20	GLN
9	AJ	35	GLN
10	AK	28	ASN
10	AK	39	ASN
11	AL	5	GLN
11	AL	28	GLN
11	AL	45	ASN
11	AL	111	GLN
12	AM	7	ASN
13	AN	42	ASN
13	AN	61	ASN
13	AN	65	GLN

Continued on next page...

Continued from previous page...

Mol	Chain	Res	Type
14	AO	37	ASN
14	AO	40	GLN
15	AP	26	ASN
15	AP	29	ASN
15	AP	40	ASN
16	AQ	50	ASN
17	AR	53	GLN
18	AS	42	ASN
18	AS	68	HIS
19	AT	12	GLN
19	AT	51	ASN
20	AB	23	ASN
20	AB	57	ASN
20	AB	88	GLN
20	AB	119	GLN
20	AB	121	GLN
20	AB	202	ASN
24	BI	11	GLN
24	BI	29	GLN
24	BI	33	ASN
24	BI	93	ASN
25	BC	14	HIS
25	BC	43	ASN
25	BC	45	ASN
25	BC	59	GLN
25	BC	85	ASN
25	BC	89	ASN
25	BC	133	ASN
25	BC	152	GLN
25	BC	162	GLN
25	BC	238	ASN
26	BD	32	ASN
26	BD	67	HIS
26	BD	126	ASN
26	BD	130	GLN
26	BD	136	ASN
27	BK	3	GLN
27	BK	5	GLN
27	BK	13	ASN
28	BP	6	GLN
28	BP	11	GLN
28	BP	40	GLN

Continued on next page...

Continued from previous page...

Mol	Chain	Res	Type
28	BP	114	ASN
29	BE	9	GLN
29	BE	24	ASN
29	BE	29	HIS
29	BE	30	GLN
29	BE	62	GLN
29	BE	136	GLN
29	BE	163	ASN
29	BE	195	GLN
30	BY	33	HIS
30	BY	48	ASN
31	B0	3	GLN
32	B4	13	ASN
32	B4	37	GLN
33	B1	25	ASN
34	B3	27	ASN
35	BV	44	HIS
35	BV	51	GLN
35	BV	75	GLN
35	BV	80	HIS
35	BV	88	HIS
36	B2	13	ASN
36	B2	16	HIS
37	BL	4	ASN
37	BL	54	GLN
37	BL	99	ASN
37	BL	104	GLN
38	BM	22	GLN
38	BM	60	GLN
38	BM	88	ASN
39	BX	25	GLN
39	BX	27	ASN
39	BX	31	GLN
39	BX	39	GLN
39	BX	41	HIS
39	BX	58	ASN
40	BH	28	ASN
40	BH	43	ASN
40	BH	66	ASN
40	BH	73	ASN
40	BH	133	GLN
41	BJ	130	HIS

Continued on next page...

Continued from previous page...

Mol	Chain	Res	Type
41	BJ	136	GLN
41	BJ	138	GLN
42	BN	11	ASN
42	BN	62	ASN
42	BN	73	ASN
42	BN	107	ASN
43	BO	19	GLN
43	BO	38	GLN
44	BQ	43	GLN
44	BQ	51	GLN
44	BQ	71	ASN
44	BQ	80	ASN
45	BS	40	ASN
45	BS	57	ASN
45	BS	61	ASN
46	BU	26	ASN
46	BU	65	GLN
46	BU	68	ASN
46	BU	73	ASN
47	BF	51	ASN
47	BF	126	ASN
47	BF	134	GLN
48	BG	44	HIS
48	BG	63	GLN
48	BG	87	GLN
48	BG	110	HIS
48	BG	127	GLN
49	BR	6	GLN
49	BR	12	HIS
49	BR	43	ASN
49	BR	86	GLN
50	BT	48	GLN
50	BT	72	GLN
50	BT	91	GLN
50	BT	92	ASN
51	BZ	20	HIS
51	BZ	23	ASN
51	BZ	32	ASN
51	BZ	34	HIS
51	BZ	36	HIS
52	BW	11	ASN
52	BW	39	GLN

Continued on next page...

Continued from previous page...

Mol	Chain	Res	Type
52	BW	49	ASN
52	BW	75	ASN
53	B6	13	HIS
53	B6	24	ASN
53	B6	91	ASN
53	B6	94	ASN
53	B6	102	ASN
53	B6	174	GLN
2	CC	2	GLN
2	CC	139	ASN
2	CC	189	HIS
3	CD	35	GLN
3	CD	39	GLN
3	CD	53	GLN
3	CD	58	GLN
3	CD	84	ASN
3	CD	115	GLN
3	CD	119	HIS
3	CD	135	GLN
3	CD	151	GLN
4	CE	81	GLN
4	CE	82	HIS
4	CE	131	ASN
5	CF	17	GLN
5	CF	46	GLN
6	CG	8	GLN
6	CG	27	ASN
6	CG	67	ASN
6	CG	121	ASN
6	CG	147	ASN
7	CH	3	GLN
7	CH	66	GLN
7	CH	75	GLN
7	CH	117	GLN
8	CI	30	ASN
8	CI	36	GLN
8	CI	74	GLN
8	CI	80	HIS
9	CJ	20	GLN
9	CJ	35	GLN
10	CK	28	ASN
10	CK	39	ASN

Continued on next page...

Continued from previous page...

Mol	Chain	Res	Type
11	CL	5	GLN
11	CL	28	GLN
11	CL	45	ASN
11	CL	111	GLN
12	CM	7	ASN
13	CN	42	ASN
13	CN	61	ASN
13	CN	65	GLN
14	CO	37	ASN
14	CO	40	GLN
15	CP	26	ASN
15	CP	40	ASN
16	CQ	50	ASN
17	CR	53	GLN
18	CS	42	ASN
18	CS	68	HIS
19	CT	20	ASN
19	CT	51	ASN
20	CB	17	HIS
20	CB	18	GLN
20	CB	23	ASN
20	CB	57	ASN
20	CB	88	GLN
20	CB	119	GLN
20	CB	121	GLN
20	CB	202	ASN
24	DI	5	GLN
24	DI	11	GLN
24	DI	29	GLN
24	DI	33	ASN
25	DC	14	HIS
25	DC	43	ASN
25	DC	45	ASN
25	DC	59	GLN
25	DC	85	ASN
25	DC	89	ASN
25	DC	133	ASN
25	DC	152	GLN
25	DC	162	GLN
25	DC	238	ASN
26	DD	32	ASN
26	DD	67	HIS

Continued on next page...

Continued from previous page...

Mol	Chain	Res	Type
26	DD	126	ASN
26	DD	130	GLN
26	DD	136	ASN
27	DK	3	GLN
27	DK	5	GLN
27	DK	13	ASN
28	DP	6	GLN
28	DP	11	GLN
28	DP	40	GLN
28	DP	114	ASN
29	DE	9	GLN
29	DE	24	ASN
29	DE	30	GLN
29	DE	62	GLN
29	DE	136	GLN
29	DE	163	ASN
30	DY	33	HIS
30	DY	48	ASN
31	D0	3	GLN
31	D0	37	HIS
32	D4	13	ASN
32	D4	37	GLN
33	D1	25	ASN
34	D3	27	ASN
34	D3	42	HIS
35	DV	44	HIS
35	DV	51	GLN
35	DV	80	HIS
35	DV	88	HIS
36	D2	13	ASN
36	D2	16	HIS
37	DL	4	ASN
37	DL	54	GLN
37	DL	99	ASN
38	DM	22	GLN
38	DM	60	GLN
38	DM	88	ASN
39	DX	25	GLN
39	DX	27	ASN
39	DX	31	GLN
39	DX	39	GLN
39	DX	41	HIS

Continued on next page...

Continued from previous page...

Mol	Chain	Res	Type
40	DH	28	ASN
40	DH	133	GLN
41	DJ	130	HIS
41	DJ	136	GLN
41	DJ	138	GLN
42	DN	11	ASN
42	DN	62	ASN
42	DN	73	ASN
42	DN	107	ASN
43	DO	19	GLN
43	DO	38	GLN
43	DO	67	ASN
44	DQ	43	GLN
44	DQ	51	GLN
44	DQ	71	ASN
44	DQ	80	ASN
45	DS	40	ASN
45	DS	57	ASN
45	DS	61	ASN
46	DU	26	ASN
46	DU	65	GLN
46	DU	68	ASN
46	DU	73	ASN
47	DF	51	ASN
47	DF	126	ASN
47	DF	134	GLN
48	DG	44	HIS
48	DG	63	GLN
48	DG	87	GLN
48	DG	127	GLN
49	DR	6	GLN
49	DR	43	ASN
49	DR	86	GLN
50	DT	48	GLN
50	DT	72	GLN
50	DT	91	GLN
50	DT	92	ASN
51	DZ	20	HIS
51	DZ	23	ASN
51	DZ	34	HIS
51	DZ	36	HIS
52	DW	11	ASN

Continued on next page...

Continued from previous page...

Mol	Chain	Res	Type
52	DW	39	GLN
52	DW	49	ASN
52	DW	75	ASN
53	D6	49	HIS
53	D6	53	ASN
53	D6	74	ASN
53	D6	174	GLN

5.3.3 RNA [i](#)

Mol	Chain	Analysed	Backbone Outliers	Pucker Outliers
1	AA	1529/1542 (99%)	248 (16%)	28 (1%)
1	CA	1529/1542 (99%)	239 (15%)	25 (1%)
22	BA	116/120 (96%)	18 (15%)	0
22	DA	116/120 (96%)	19 (16%)	0
23	BB	2837/2904 (97%)	448 (15%)	20 (0%)
23	DB	2837/2904 (97%)	432 (15%)	19 (0%)
All	All	8964/9132 (98%)	1404 (15%)	92 (1%)

All (1404) RNA backbone outliers are listed below:

Mol	Chain	Res	Type
1	AA	9	G
1	AA	14	U
1	AA	15	G
1	AA	31	G
1	AA	32	A
1	AA	39	G
1	AA	41	G
1	AA	47	C
1	AA	48	C
1	AA	52	C
1	AA	54	C
1	AA	55	A
1	AA	61	G
1	AA	66	A
1	AA	67	C
1	AA	70	U
1	AA	71	A
1	AA	72	A
1	AA	73	C

Continued on next page...

Continued from previous page...

Mol	Chain	Res	Type
1	AA	74	A
1	AA	78	A
1	AA	81	A
1	AA	83	C
1	AA	84	U
1	AA	85	U
1	AA	86	G
1	AA	88	U
1	AA	89	U
1	AA	91	U
1	AA	92	U
1	AA	93	U
1	AA	94	G
1	AA	95	C
1	AA	108	G
1	AA	121	U
1	AA	131	A
1	AA	151	A
1	AA	182	A
1	AA	183	C
1	AA	197	A
1	AA	209	U
1	AA	210	C
1	AA	213	G
1	AA	239	U
1	AA	240	G
1	AA	243	A
1	AA	244	U
1	AA	245	U
1	AA	247	G
1	AA	250	A
1	AA	251	G
1	AA	257	G
1	AA	258	G
1	AA	266	G
1	AA	267	C
1	AA	280	C
1	AA	289	G
1	AA	301	G
1	AA	328	C
1	AA	329	A
1	AA	330	C

Continued on next page...

Continued from previous page...

Mol	Chain	Res	Type
1	AA	332	G
1	AA	349	A
1	AA	352	C
1	AA	354	G
1	AA	367	U
1	AA	372	C
1	AA	373	A
1	AA	374	A
1	AA	381	C
1	AA	397	A
1	AA	398	U
1	AA	406	G
1	AA	408	A
1	AA	409	U
1	AA	411	A
1	AA	412	A
1	AA	413	G
1	AA	415	A
1	AA	421	U
1	AA	422	C
1	AA	424	G
1	AA	429	U
1	AA	430	A
1	AA	435	A
1	AA	461	A
1	AA	462	G
1	AA	463	U
1	AA	464	U
1	AA	465	A
1	AA	466	A
1	AA	467	U
1	AA	468	A
1	AA	482	A
1	AA	484	G
1	AA	485	U
1	AA	486	U
1	AA	493	A
1	AA	511	C
1	AA	518	C
1	AA	527	G
1	AA	532	A
1	AA	547	A

Continued on next page...

Continued from previous page...

Mol	Chain	Res	Type
1	AA	559	A
1	AA	562	U
1	AA	572	A
1	AA	573	A
1	AA	576	C
1	AA	577	G
1	AA	596	A
1	AA	639	G
1	AA	653	U
1	AA	665	A
1	AA	695	A
1	AA	700	G
1	AA	721	G
1	AA	723	U
1	AA	724	G
1	AA	731	G
1	AA	733	G
1	AA	747	A
1	AA	748	G
1	AA	755	G
1	AA	777	A
1	AA	793	U
1	AA	794	A
1	AA	812	G
1	AA	815	A
1	AA	817	C
1	AA	818	G
1	AA	819	A
1	AA	821	G
1	AA	828	U
1	AA	841	C
1	AA	842	U
1	AA	843	U
1	AA	844	G
1	AA	845	A
1	AA	848	C
1	AA	849	G
1	AA	914	A
1	AA	926	G
1	AA	927	G
1	AA	934	C
1	AA	935	A

Continued on next page...

Continued from previous page...

Mol	Chain	Res	Type
1	AA	960	U
1	AA	961	U
1	AA	966	G
1	AA	969	A
1	AA	974	A
1	AA	975	A
1	AA	976	G
1	AA	977	A
1	AA	984	C
1	AA	992	U
1	AA	993	G
1	AA	994	A
1	AA	1004	A
1	AA	1009	U
1	AA	1010	U
1	AA	1020	G
1	AA	1025	U
1	AA	1026	G
1	AA	1029	U
1	AA	1030	U
1	AA	1031	C
1	AA	1033	G
1	AA	1035	A
1	AA	1050	G
1	AA	1054	C
1	AA	1065	U
1	AA	1066	C
1	AA	1085	U
1	AA	1094	G
1	AA	1095	U
1	AA	1101	A
1	AA	1118	U
1	AA	1124	G
1	AA	1129	C
1	AA	1136	C
1	AA	1137	C
1	AA	1138	G
1	AA	1139	G
1	AA	1158	C
1	AA	1167	A
1	AA	1168	U
1	AA	1169	A

Continued on next page...

Continued from previous page...

Mol	Chain	Res	Type
1	AA	1178	G
1	AA	1179	A
1	AA	1181	G
1	AA	1183	U
1	AA	1184	G
1	AA	1196	A
1	AA	1197	A
1	AA	1201	A
1	AA	1202	U
1	AA	1211	U
1	AA	1212	U
1	AA	1213	A
1	AA	1214	C
1	AA	1225	A
1	AA	1226	C
1	AA	1227	A
1	AA	1238	A
1	AA	1240	U
1	AA	1241	G
1	AA	1256	A
1	AA	1257	A
1	AA	1258	G
1	AA	1270	G
1	AA	1278	G
1	AA	1279	G
1	AA	1280	A
1	AA	1281	C
1	AA	1286	U
1	AA	1289	A
1	AA	1300	G
1	AA	1301	U
1	AA	1302	C
1	AA	1305	G
1	AA	1316	G
1	AA	1317	C
1	AA	1319	A
1	AA	1320	C
1	AA	1323	G
1	AA	1336	C
1	AA	1353	G
1	AA	1363	A
1	AA	1364	U

Continued on next page...

Continued from previous page...

Mol	Chain	Res	Type
1	AA	1381	U
1	AA	1398	A
1	AA	1408	A
1	AA	1411	C
1	AA	1432	G
1	AA	1446	A
1	AA	1452	C
1	AA	1489	G
1	AA	1493	A
1	AA	1497	G
1	AA	1503	A
1	AA	1506	U
1	AA	1517	G
1	AA	1519	A
1	AA	1520	C
1	AA	1529	G
1	AA	1530	G
1	AA	1533	C
1	AA	1534	A
22	BA	12	C
22	BA	13	G
22	BA	16	G
22	BA	25	U
22	BA	26	C
22	BA	30	C
22	BA	35	C
22	BA	36	C
22	BA	42	C
22	BA	52	A
22	BA	53	A
22	BA	56	G
22	BA	66	A
22	BA	88	C
22	BA	89	U
22	BA	90	C
22	BA	99	A
22	BA	109	A
23	BB	2	G
23	BB	4	U
23	BB	12	U
23	BB	34	U
23	BB	35	G

Continued on next page...

Continued from previous page...

Mol	Chain	Res	Type
23	BB	46	G
23	BB	51	G
23	BB	63	A
23	BB	64	A
23	BB	71	A
23	BB	74	A
23	BB	75	G
23	BB	91	A
23	BB	96	C
23	BB	100	U
23	BB	101	A
23	BB	102	U
23	BB	103	A
23	BB	110	G
23	BB	118	A
23	BB	119	A
23	BB	120	U
23	BB	125	A
23	BB	128	C
23	BB	135	U
23	BB	137	U
23	BB	140	C
23	BB	141	G
23	BB	142	A
23	BB	144	A
23	BB	160	A
23	BB	162	U
23	BB	163	C
23	BB	181	A
23	BB	196	A
23	BB	199	A
23	BB	216	A
23	BB	221	A
23	BB	222	A
23	BB	223	A
23	BB	230	G
23	BB	248	G
23	BB	252	G
23	BB	255	A
23	BB	265	A
23	BB	266	G
23	BB	267	C

Continued on next page...

Continued from previous page...

Mol	Chain	Res	Type
23	BB	277	G
23	BB	278	A
23	BB	279	A
23	BB	280	U
23	BB	295	G
23	BB	299	A
23	BB	311	A
23	BB	323	C
23	BB	329	G
23	BB	330	A
23	BB	333	G
23	BB	346	A
23	BB	353	C
23	BB	354	A
23	BB	371	A
23	BB	372	G
23	BB	386	G
23	BB	387	U
23	BB	396	G
23	BB	399	U
23	BB	411	G
23	BB	412	A
23	BB	424	G
23	BB	444	C
23	BB	455	C
23	BB	456	C
23	BB	457	A
23	BB	479	A
23	BB	480	A
23	BB	481	G
23	BB	490	C
23	BB	491	G
23	BB	504	A
23	BB	505	A
23	BB	508	A
23	BB	509	C
23	BB	512	G
23	BB	527	C
23	BB	532	A
23	BB	533	G
23	BB	544	C
23	BB	546	U

Continued on next page...

Continued from previous page...

Mol	Chain	Res	Type
23	BB	547	A
23	BB	548	G
23	BB	549	G
23	BB	550	C
23	BB	563	A
23	BB	573	U
23	BB	575	A
23	BB	588	U
23	BB	603	A
23	BB	613	A
23	BB	614	A
23	BB	615	U
23	BB	616	A
23	BB	627	A
23	BB	637	A
23	BB	645	C
23	BB	646	U
23	BB	654	A
23	BB	655	A
23	BB	671	C
23	BB	686	U
23	BB	717	C
23	BB	718	A
23	BB	719	C
23	BB	730	A
23	BB	747	U
23	BB	757	G
23	BB	765	C
23	BB	775	G
23	BB	782	A
23	BB	784	G
23	BB	785	G
23	BB	805	G
23	BB	812	C
23	BB	819	A
23	BB	827	U
23	BB	828	U
23	BB	846	U
23	BB	847	U
23	BB	859	G
23	BB	872	U
23	BB	875	G

Continued on next page...

Continued from previous page...

Mol	Chain	Res	Type
23	BB	876	C
23	BB	877	A
23	BB	878	A
23	BB	899	A
23	BB	910	A
23	BB	912	C
23	BB	931	U
23	BB	932	U
23	BB	933	A
23	BB	941	A
23	BB	946	C
23	BB	961	C
23	BB	973	A
23	BB	974	G
23	BB	983	A
23	BB	989	G
23	BB	990	A
23	BB	991	C
23	BB	995	C
23	BB	996	A
23	BB	1012	U
23	BB	1013	C
23	BB	1022	G
23	BB	1025	G
23	BB	1033	U
23	BB	1045	C
23	BB	1046	A
23	BB	1047	G
23	BB	1062	G
23	BB	1070	A
23	BB	1088	A
23	BB	1090	A
23	BB	1110	G
23	BB	1112	G
23	BB	1126	A
23	BB	1132	U
23	BB	1133	A
23	BB	1135	C
23	BB	1136	G
23	BB	1142	A
23	BB	1170	C
23	BB	1172	C

Continued on next page...

Continued from previous page...

Mol	Chain	Res	Type
23	BB	1173	U
23	BB	1174	U
23	BB	1175	A
23	BB	1179	G
23	BB	1180	U
23	BB	1205	A
23	BB	1206	G
23	BB	1211	C
23	BB	1212	G
23	BB	1237	A
23	BB	1241	A
23	BB	1242	U
23	BB	1247	A
23	BB	1248	G
23	BB	1250	G
23	BB	1253	A
23	BB	1256	G
23	BB	1266	G
23	BB	1271	G
23	BB	1272	A
23	BB	1275	A
23	BB	1300	G
23	BB	1301	A
23	BB	1302	A
23	BB	1325	U
23	BB	1337	G
23	BB	1341	G
23	BB	1352	U
23	BB	1365	A
23	BB	1368	G
23	BB	1379	U
23	BB	1383	A
23	BB	1384	A
23	BB	1396	U
23	BB	1397	U
23	BB	1416	G
23	BB	1419	A
23	BB	1426	G
23	BB	1427	A
23	BB	1428	C
23	BB	1453	A
23	BB	1454	C

Continued on next page...

Continued from previous page...

Mol	Chain	Res	Type
23	BB	1455	G
23	BB	1459	G
23	BB	1460	U
23	BB	1461	C
23	BB	1476	U
23	BB	1477	A
23	BB	1478	G
23	BB	1482	G
23	BB	1490	A
23	BB	1493	C
23	BB	1504	A
23	BB	1505	A
23	BB	1507	C
23	BB	1508	A
23	BB	1509	A
23	BB	1510	G
23	BB	1524	G
23	BB	1535	A
23	BB	1537	G
23	BB	1538	G
23	BB	1540	G
23	BB	1552	A
23	BB	1558	C
23	BB	1559	U
23	BB	1566	A
23	BB	1569	A
23	BB	1578	U
23	BB	1583	A
23	BB	1585	C
23	BB	1608	A
23	BB	1610	A
23	BB	1634	A
23	BB	1635	A
23	BB	1640	A
23	BB	1647	U
23	BB	1648	U
23	BB	1649	G
23	BB	1654	A
23	BB	1674	G
23	BB	1700	A
23	BB	1701	A
23	BB	1703	G

Continued on next page...

Continued from previous page...

Mol	Chain	Res	Type
23	BB	1706	C
23	BB	1713	A
23	BB	1714	U
23	BB	1715	G
23	BB	1723	G
23	BB	1724	G
23	BB	1730	C
23	BB	1731	G
23	BB	1733	G
23	BB	1738	G
23	BB	1739	A
23	BB	1756	G
23	BB	1758	U
23	BB	1764	C
23	BB	1773	A
23	BB	1800	C
23	BB	1801	A
23	BB	1816	C
23	BB	1829	A
23	BB	1857	G
23	BB	1869	G
23	BB	1870	C
23	BB	1871	A
23	BB	1872	A
23	BB	1876	A
23	BB	1884	G
23	BB	1906	G
23	BB	1907	G
23	BB	1909	C
23	BB	1910	G
23	BB	1912	A
23	BB	1913	A
23	BB	1914	C
23	BB	1915	U
23	BB	1918	A
23	BB	1919	A
23	BB	1922	G
23	BB	1927	A
23	BB	1929	G
23	BB	1930	G
23	BB	1931	U
23	BB	1937	A

Continued on next page...

Continued from previous page...

Mol	Chain	Res	Type
23	BB	1938	A
23	BB	1939	U
23	BB	1940	U
23	BB	1955	U
23	BB	1963	U
23	BB	1967	C
23	BB	1970	A
23	BB	1971	U
23	BB	1972	G
23	BB	1991	U
23	BB	1993	U
23	BB	1997	C
23	BB	2022	U
23	BB	2023	C
23	BB	2031	A
23	BB	2032	G
23	BB	2033	A
23	BB	2043	C
23	BB	2055	C
23	BB	2056	G
23	BB	2057	G
23	BB	2060	A
23	BB	2061	G
23	BB	2062	A
23	BB	2069	G
23	BB	2101	A
23	BB	2102	G
23	BB	2103	C
23	BB	2104	C
23	BB	2107	G
23	BB	2108	A
23	BB	2110	G
23	BB	2134	A
23	BB	2137	U
23	BB	2139	U
23	BB	2143	C
23	BB	2144	G
23	BB	2145	C
23	BB	2147	A
23	BB	2148	G
23	BB	2149	U
23	BB	2152	G

Continued on next page...

Continued from previous page...

Mol	Chain	Res	Type
23	BB	2153	C
23	BB	2154	A
23	BB	2155	U
23	BB	2156	G
23	BB	2157	G
23	BB	2181	U
23	BB	2183	A
23	BB	2184	A
23	BB	2190	G
23	BB	2192	U
23	BB	2198	A
23	BB	2203	U
23	BB	2204	G
23	BB	2211	A
23	BB	2212	A
23	BB	2225	A
23	BB	2238	G
23	BB	2239	G
23	BB	2250	G
23	BB	2268	A
23	BB	2283	C
23	BB	2287	A
23	BB	2288	A
23	BB	2305	U
23	BB	2307	G
23	BB	2308	G
23	BB	2309	A
23	BB	2311	A
23	BB	2315	G
23	BB	2320	U
23	BB	2321	U
23	BB	2322	A
23	BB	2325	G
23	BB	2333	A
23	BB	2335	A
23	BB	2336	A
23	BB	2337	G
23	BB	2347	C
23	BB	2361	G
23	BB	2372	U
23	BB	2379	G
23	BB	2383	G

Continued on next page...

Continued from previous page...

Mol	Chain	Res	Type
23	BB	2385	C
23	BB	2396	G
23	BB	2402	U
23	BB	2406	A
23	BB	2423	U
23	BB	2426	A
23	BB	2429	G
23	BB	2430	A
23	BB	2434	A
23	BB	2441	U
23	BB	2448	A
23	BB	2472	G
23	BB	2476	A
23	BB	2491	U
23	BB	2502	G
23	BB	2505	G
23	BB	2506	U
23	BB	2518	A
23	BB	2529	G
23	BB	2535	G
23	BB	2554	U
23	BB	2566	A
23	BB	2567	G
23	BB	2585	U
23	BB	2586	U
23	BB	2609	U
23	BB	2610	C
23	BB	2613	U
23	BB	2629	U
23	BB	2654	A
23	BB	2661	G
23	BB	2682	A
23	BB	2689	U
23	BB	2690	U
23	BB	2714	G
23	BB	2725	A
23	BB	2726	A
23	BB	2739	U
23	BB	2744	G
23	BB	2750	A
23	BB	2751	G
23	BB	2752	C

Continued on next page...

Continued from previous page...

Mol	Chain	Res	Type
23	BB	2757	A
23	BB	2765	A
23	BB	2778	A
23	BB	2791	G
23	BB	2796	U
23	BB	2798	U
23	BB	2799	A
23	BB	2800	A
23	BB	2801	G
23	BB	2808	G
23	BB	2820	A
23	BB	2821	A
23	BB	2823	A
23	BB	2832	U
23	BB	2836	U
23	BB	2850	A
23	BB	2867	G
23	BB	2872	A
23	BB	2873	A
23	BB	2883	A
23	BB	2894	G
23	BB	2901	C
23	BB	2903	U
1	CA	9	G
1	CA	14	U
1	CA	15	G
1	CA	31	G
1	CA	32	A
1	CA	39	G
1	CA	41	G
1	CA	47	C
1	CA	48	C
1	CA	52	C
1	CA	54	C
1	CA	55	A
1	CA	61	G
1	CA	71	A
1	CA	75	G
1	CA	76	G
1	CA	83	C
1	CA	84	U
1	CA	87	C

Continued on next page...

Continued from previous page...

Mol	Chain	Res	Type
1	CA	94	G
1	CA	108	G
1	CA	121	U
1	CA	131	A
1	CA	151	A
1	CA	182	A
1	CA	183	C
1	CA	196	A
1	CA	197	A
1	CA	209	U
1	CA	210	C
1	CA	213	G
1	CA	239	U
1	CA	240	G
1	CA	243	A
1	CA	244	U
1	CA	245	U
1	CA	247	G
1	CA	250	A
1	CA	251	G
1	CA	257	G
1	CA	258	G
1	CA	266	G
1	CA	267	C
1	CA	280	C
1	CA	289	G
1	CA	301	G
1	CA	328	C
1	CA	329	A
1	CA	330	C
1	CA	332	G
1	CA	349	A
1	CA	352	C
1	CA	354	G
1	CA	367	U
1	CA	373	A
1	CA	374	A
1	CA	381	C
1	CA	397	A
1	CA	398	U
1	CA	406	G
1	CA	408	A

Continued on next page...

Continued from previous page...

Mol	Chain	Res	Type
1	CA	409	U
1	CA	411	A
1	CA	412	A
1	CA	413	G
1	CA	415	A
1	CA	421	U
1	CA	422	C
1	CA	424	G
1	CA	429	U
1	CA	430	A
1	CA	435	A
1	CA	461	A
1	CA	462	G
1	CA	463	U
1	CA	464	U
1	CA	465	A
1	CA	466	A
1	CA	467	U
1	CA	468	A
1	CA	482	A
1	CA	484	G
1	CA	485	U
1	CA	486	U
1	CA	493	A
1	CA	511	C
1	CA	518	C
1	CA	527	G
1	CA	532	A
1	CA	547	A
1	CA	559	A
1	CA	562	U
1	CA	572	A
1	CA	573	A
1	CA	576	C
1	CA	577	G
1	CA	596	A
1	CA	639	G
1	CA	653	U
1	CA	665	A
1	CA	695	A
1	CA	700	G
1	CA	721	G

Continued on next page...

Continued from previous page...

Mol	Chain	Res	Type
1	CA	723	U
1	CA	724	G
1	CA	731	G
1	CA	733	G
1	CA	747	A
1	CA	748	G
1	CA	755	G
1	CA	777	A
1	CA	793	U
1	CA	794	A
1	CA	812	G
1	CA	813	U
1	CA	815	A
1	CA	817	C
1	CA	818	G
1	CA	819	A
1	CA	821	G
1	CA	828	U
1	CA	841	C
1	CA	842	U
1	CA	843	U
1	CA	844	G
1	CA	845	A
1	CA	848	C
1	CA	849	G
1	CA	914	A
1	CA	926	G
1	CA	927	G
1	CA	934	C
1	CA	935	A
1	CA	960	U
1	CA	961	U
1	CA	966	G
1	CA	969	A
1	CA	974	A
1	CA	975	A
1	CA	976	G
1	CA	977	A
1	CA	984	C
1	CA	992	U
1	CA	993	G
1	CA	994	A

Continued on next page...

Continued from previous page...

Mol	Chain	Res	Type
1	CA	1004	A
1	CA	1009	U
1	CA	1010	U
1	CA	1020	G
1	CA	1025	U
1	CA	1026	G
1	CA	1029	U
1	CA	1030	U
1	CA	1031	C
1	CA	1033	G
1	CA	1035	A
1	CA	1050	G
1	CA	1054	C
1	CA	1065	U
1	CA	1066	C
1	CA	1085	U
1	CA	1094	G
1	CA	1095	U
1	CA	1101	A
1	CA	1118	U
1	CA	1124	G
1	CA	1129	C
1	CA	1136	C
1	CA	1137	C
1	CA	1138	G
1	CA	1139	G
1	CA	1158	C
1	CA	1167	A
1	CA	1168	U
1	CA	1169	A
1	CA	1178	G
1	CA	1179	A
1	CA	1181	G
1	CA	1183	U
1	CA	1184	G
1	CA	1196	A
1	CA	1197	A
1	CA	1201	A
1	CA	1202	U
1	CA	1211	U
1	CA	1212	U
1	CA	1213	A

Continued on next page...

Continued from previous page...

Mol	Chain	Res	Type
1	CA	1214	C
1	CA	1225	A
1	CA	1226	C
1	CA	1227	A
1	CA	1238	A
1	CA	1240	U
1	CA	1241	G
1	CA	1250	A
1	CA	1256	A
1	CA	1257	A
1	CA	1258	G
1	CA	1270	G
1	CA	1278	G
1	CA	1279	G
1	CA	1280	A
1	CA	1281	C
1	CA	1286	U
1	CA	1289	A
1	CA	1300	G
1	CA	1301	U
1	CA	1302	C
1	CA	1305	G
1	CA	1316	G
1	CA	1317	C
1	CA	1319	A
1	CA	1320	C
1	CA	1323	G
1	CA	1336	C
1	CA	1338	G
1	CA	1353	G
1	CA	1363	A
1	CA	1364	U
1	CA	1379	G
1	CA	1381	U
1	CA	1398	A
1	CA	1419	G
1	CA	1432	G
1	CA	1446	A
1	CA	1452	C
1	CA	1475	G
1	CA	1493	A
1	CA	1497	G

Continued on next page...

Continued from previous page...

Mol	Chain	Res	Type
1	CA	1503	A
1	CA	1505	G
1	CA	1506	U
1	CA	1517	G
1	CA	1519	A
1	CA	1520	C
1	CA	1529	G
1	CA	1530	G
1	CA	1533	C
1	CA	1534	A
22	DA	12	C
22	DA	13	G
22	DA	16	G
22	DA	25	U
22	DA	26	C
22	DA	27	C
22	DA	30	C
22	DA	35	C
22	DA	36	C
22	DA	42	C
22	DA	52	A
22	DA	53	A
22	DA	56	G
22	DA	66	A
22	DA	88	C
22	DA	89	U
22	DA	90	C
22	DA	99	A
22	DA	109	A
23	DB	12	U
23	DB	34	U
23	DB	35	G
23	DB	46	G
23	DB	51	G
23	DB	63	A
23	DB	64	A
23	DB	71	A
23	DB	74	A
23	DB	75	G
23	DB	91	A
23	DB	96	C
23	DB	100	U

Continued on next page...

Continued from previous page...

Mol	Chain	Res	Type
23	DB	101	A
23	DB	102	U
23	DB	103	A
23	DB	119	A
23	DB	120	U
23	DB	125	A
23	DB	126	A
23	DB	139	U
23	DB	140	C
23	DB	141	G
23	DB	143	C
23	DB	160	A
23	DB	162	U
23	DB	163	C
23	DB	181	A
23	DB	196	A
23	DB	199	A
23	DB	216	A
23	DB	221	A
23	DB	222	A
23	DB	223	A
23	DB	230	G
23	DB	248	G
23	DB	252	G
23	DB	255	A
23	DB	265	A
23	DB	266	G
23	DB	267	C
23	DB	277	G
23	DB	278	A
23	DB	281	C
23	DB	282	A
23	DB	283	G
23	DB	288	U
23	DB	289	G
23	DB	295	G
23	DB	299	A
23	DB	311	A
23	DB	323	C
23	DB	329	G
23	DB	330	A
23	DB	333	G

Continued on next page...

Continued from previous page...

Mol	Chain	Res	Type
23	DB	349	U
23	DB	353	C
23	DB	359	G
23	DB	360	U
23	DB	361	G
23	DB	362	A
23	DB	363	G
23	DB	371	A
23	DB	372	G
23	DB	386	G
23	DB	387	U
23	DB	396	G
23	DB	411	G
23	DB	412	A
23	DB	424	G
23	DB	444	C
23	DB	455	C
23	DB	456	C
23	DB	457	A
23	DB	479	A
23	DB	480	A
23	DB	481	G
23	DB	490	C
23	DB	491	G
23	DB	504	A
23	DB	505	A
23	DB	508	A
23	DB	509	C
23	DB	512	G
23	DB	527	C
23	DB	531	C
23	DB	532	A
23	DB	544	C
23	DB	545	U
23	DB	546	U
23	DB	547	A
23	DB	548	G
23	DB	549	G
23	DB	563	A
23	DB	573	U
23	DB	575	A
23	DB	588	U

Continued on next page...

Continued from previous page...

Mol	Chain	Res	Type
23	DB	603	A
23	DB	613	A
23	DB	614	A
23	DB	615	U
23	DB	616	A
23	DB	627	A
23	DB	637	A
23	DB	645	C
23	DB	646	U
23	DB	654	A
23	DB	655	A
23	DB	671	C
23	DB	686	U
23	DB	717	C
23	DB	718	A
23	DB	719	C
23	DB	730	A
23	DB	747	U
23	DB	757	G
23	DB	765	C
23	DB	775	G
23	DB	782	A
23	DB	784	G
23	DB	785	G
23	DB	805	G
23	DB	812	C
23	DB	819	A
23	DB	827	U
23	DB	828	U
23	DB	846	U
23	DB	847	U
23	DB	859	G
23	DB	872	U
23	DB	875	G
23	DB	876	C
23	DB	877	A
23	DB	899	A
23	DB	900	A
23	DB	910	A
23	DB	912	C
23	DB	931	U
23	DB	932	U

Continued on next page...

Continued from previous page...

Mol	Chain	Res	Type
23	DB	933	A
23	DB	941	A
23	DB	946	C
23	DB	961	C
23	DB	973	A
23	DB	974	G
23	DB	983	A
23	DB	985	C
23	DB	989	G
23	DB	990	A
23	DB	991	C
23	DB	995	C
23	DB	996	A
23	DB	1012	U
23	DB	1013	C
23	DB	1022	G
23	DB	1025	G
23	DB	1033	U
23	DB	1046	A
23	DB	1047	G
23	DB	1051	G
23	DB	1070	A
23	DB	1088	A
23	DB	1090	A
23	DB	1098	A
23	DB	1104	C
23	DB	1105	U
23	DB	1108	U
23	DB	1109	C
23	DB	1112	G
23	DB	1116	G
23	DB	1126	A
23	DB	1132	U
23	DB	1133	A
23	DB	1135	C
23	DB	1136	G
23	DB	1142	A
23	DB	1143	A
23	DB	1175	A
23	DB	1176	U
23	DB	1178	C
23	DB	1205	A

Continued on next page...

Continued from previous page...

Mol	Chain	Res	Type
23	DB	1206	G
23	DB	1211	C
23	DB	1212	G
23	DB	1237	A
23	DB	1241	A
23	DB	1242	U
23	DB	1247	A
23	DB	1248	G
23	DB	1250	G
23	DB	1253	A
23	DB	1256	G
23	DB	1266	G
23	DB	1271	G
23	DB	1272	A
23	DB	1275	A
23	DB	1300	G
23	DB	1301	A
23	DB	1302	A
23	DB	1325	U
23	DB	1337	G
23	DB	1341	G
23	DB	1352	U
23	DB	1365	A
23	DB	1368	G
23	DB	1379	U
23	DB	1383	A
23	DB	1384	A
23	DB	1396	U
23	DB	1397	U
23	DB	1416	G
23	DB	1419	A
23	DB	1426	G
23	DB	1427	A
23	DB	1428	C
23	DB	1453	A
23	DB	1454	C
23	DB	1459	G
23	DB	1460	U
23	DB	1461	C
23	DB	1476	U
23	DB	1477	A
23	DB	1478	G

Continued on next page...

Continued from previous page...

Mol	Chain	Res	Type
23	DB	1482	G
23	DB	1490	A
23	DB	1491	G
23	DB	1493	C
23	DB	1504	A
23	DB	1505	A
23	DB	1507	C
23	DB	1508	A
23	DB	1509	A
23	DB	1510	G
23	DB	1524	G
23	DB	1535	A
23	DB	1537	G
23	DB	1538	G
23	DB	1540	G
23	DB	1552	A
23	DB	1558	C
23	DB	1559	U
23	DB	1566	A
23	DB	1569	A
23	DB	1578	U
23	DB	1583	A
23	DB	1585	C
23	DB	1608	A
23	DB	1610	A
23	DB	1634	A
23	DB	1635	A
23	DB	1640	A
23	DB	1647	U
23	DB	1648	U
23	DB	1649	G
23	DB	1654	A
23	DB	1674	G
23	DB	1700	A
23	DB	1701	A
23	DB	1706	C
23	DB	1713	A
23	DB	1714	U
23	DB	1715	G
23	DB	1723	G
23	DB	1724	G
23	DB	1730	C

Continued on next page...

Continued from previous page...

Mol	Chain	Res	Type
23	DB	1731	G
23	DB	1733	G
23	DB	1738	G
23	DB	1739	A
23	DB	1756	G
23	DB	1758	U
23	DB	1764	C
23	DB	1773	A
23	DB	1800	C
23	DB	1801	A
23	DB	1816	C
23	DB	1829	A
23	DB	1857	G
23	DB	1869	G
23	DB	1870	C
23	DB	1871	A
23	DB	1872	A
23	DB	1876	A
23	DB	1884	G
23	DB	1906	G
23	DB	1913	A
23	DB	1914	C
23	DB	1916	A
23	DB	1927	A
23	DB	1929	G
23	DB	1930	G
23	DB	1931	U
23	DB	1937	A
23	DB	1938	A
23	DB	1939	U
23	DB	1940	U
23	DB	1955	U
23	DB	1963	U
23	DB	1967	C
23	DB	1970	A
23	DB	1971	U
23	DB	1972	G
23	DB	1991	U
23	DB	1993	U
23	DB	1997	C
23	DB	2022	U
23	DB	2023	C

Continued on next page...

Continued from previous page...

Mol	Chain	Res	Type
23	DB	2031	A
23	DB	2032	G
23	DB	2033	A
23	DB	2043	C
23	DB	2055	C
23	DB	2056	G
23	DB	2060	A
23	DB	2061	G
23	DB	2062	A
23	DB	2069	G
23	DB	2096	C
23	DB	2097	A
23	DB	2098	U
23	DB	2105	U
23	DB	2106	U
23	DB	2107	G
23	DB	2108	A
23	DB	2109	U
23	DB	2110	G
23	DB	2135	A
23	DB	2139	U
23	DB	2144	G
23	DB	2145	C
23	DB	2146	C
23	DB	2147	A
23	DB	2149	U
23	DB	2156	G
23	DB	2157	G
23	DB	2180	U
23	DB	2184	A
23	DB	2186	G
23	DB	2193	G
23	DB	2198	A
23	DB	2203	U
23	DB	2204	G
23	DB	2211	A
23	DB	2212	A
23	DB	2225	A
23	DB	2238	G
23	DB	2239	G
23	DB	2250	G
23	DB	2268	A

Continued on next page...

Continued from previous page...

Mol	Chain	Res	Type
23	DB	2283	C
23	DB	2287	A
23	DB	2288	A
23	DB	2305	U
23	DB	2307	G
23	DB	2308	G
23	DB	2309	A
23	DB	2311	A
23	DB	2315	G
23	DB	2320	U
23	DB	2321	U
23	DB	2322	A
23	DB	2325	G
23	DB	2333	A
23	DB	2335	A
23	DB	2336	A
23	DB	2337	G
23	DB	2347	C
23	DB	2361	G
23	DB	2372	U
23	DB	2379	G
23	DB	2383	G
23	DB	2385	C
23	DB	2396	G
23	DB	2402	U
23	DB	2406	A
23	DB	2423	U
23	DB	2426	A
23	DB	2429	G
23	DB	2430	A
23	DB	2434	A
23	DB	2441	U
23	DB	2448	A
23	DB	2472	G
23	DB	2476	A
23	DB	2491	U
23	DB	2498	C
23	DB	2502	G
23	DB	2505	G
23	DB	2506	U
23	DB	2518	A
23	DB	2529	G

Continued on next page...

Continued from previous page...

Mol	Chain	Res	Type
23	DB	2535	G
23	DB	2554	U
23	DB	2566	A
23	DB	2567	G
23	DB	2585	U
23	DB	2586	U
23	DB	2609	U
23	DB	2610	C
23	DB	2613	U
23	DB	2629	U
23	DB	2654	A
23	DB	2682	A
23	DB	2689	U
23	DB	2690	U
23	DB	2714	G
23	DB	2725	A
23	DB	2726	A
23	DB	2739	U
23	DB	2744	G
23	DB	2748	A
23	DB	2757	A
23	DB	2765	A
23	DB	2778	A
23	DB	2791	G
23	DB	2796	U
23	DB	2798	U
23	DB	2799	A
23	DB	2800	A
23	DB	2801	G
23	DB	2808	G
23	DB	2820	A
23	DB	2821	A
23	DB	2832	U
23	DB	2836	U
23	DB	2850	A
23	DB	2867	G
23	DB	2872	A
23	DB	2873	A
23	DB	2883	A
23	DB	2894	G
23	DB	2903	U

All (92) RNA pucker outliers are listed below:

Mol	Chain	Res	Type
1	AA	51	A
1	AA	60	A
1	AA	88	U
1	AA	239	U
1	AA	243	A
1	AA	279	A
1	AA	328	C
1	AA	366	A
1	AA	372	C
1	AA	428	G
1	AA	429	U
1	AA	462	G
1	AA	484	G
1	AA	485	U
1	AA	576	C
1	AA	819	A
1	AA	960	U
1	AA	975	A
1	AA	1025	U
1	AA	1049	U
1	AA	1065	U
1	AA	1168	U
1	AA	1201	A
1	AA	1213	A
1	AA	1226	C
1	AA	1362	A
1	AA	1397	C
1	AA	1451	U
23	BB	63	A
23	BB	162	U
23	BB	508	A
23	BB	546	U
23	BB	670	A
23	BB	858	G
23	BB	1047	G
23	BB	1205	A
23	BB	1210	G
23	BB	1301	A
23	BB	1419	A
23	BB	1913	A
23	BB	1930	G
23	BB	2213	U
23	BB	2282	G

Continued on next page...

Continued from previous page...

Mol	Chain	Res	Type
23	BB	2336	A
23	BB	2425	A
23	BB	2756	U
23	BB	2873	A
23	BB	2894	G
1	CA	51	A
1	CA	60	A
1	CA	239	U
1	CA	243	A
1	CA	279	A
1	CA	328	C
1	CA	366	A
1	CA	372	C
1	CA	428	G
1	CA	429	U
1	CA	462	G
1	CA	484	G
1	CA	819	A
1	CA	960	U
1	CA	975	A
1	CA	1025	U
1	CA	1049	U
1	CA	1065	U
1	CA	1168	U
1	CA	1201	A
1	CA	1213	A
1	CA	1226	C
1	CA	1362	A
1	CA	1397	C
1	CA	1451	U
23	DB	63	A
23	DB	139	U
23	DB	162	U
23	DB	508	A
23	DB	544	C
23	DB	670	A
23	DB	858	G
23	DB	1205	A
23	DB	1210	G
23	DB	1301	A
23	DB	1419	A
23	DB	1930	G

Continued on next page...

Continued from previous page...

Mol	Chain	Res	Type
23	DB	2213	U
23	DB	2282	G
23	DB	2336	A
23	DB	2425	A
23	DB	2756	U
23	DB	2873	A
23	DB	2894	G

5.4 Non-standard residues in protein, DNA, RNA chains [i](#)

There are no non-standard protein/DNA/RNA residues in this entry.

5.5 Carbohydrates [i](#)

There are no monosaccharides in this entry.

5.6 Ligand geometry [i](#)

Of 345 ligands modelled in this entry, 345 are monoatomic - leaving 0 for Mogul analysis.

There are no bond length outliers.

There are no bond angle outliers.

There are no chirality outliers.

There are no torsion outliers.

There are no ring outliers.

No monomer is involved in short contacts.

5.7 Other polymers [i](#)

There are no such residues in this entry.

5.8 Polymer linkage issues [i](#)

There are no chain breaks in this entry.

6 Fit of model and data i

6.1 Protein, DNA and RNA chains i

In the following table, the column labelled ‘#RSRZ> 2’ contains the number (and percentage) of RSRZ outliers, followed by percent RSRZ outliers for the chain as percentile scores relative to all X-ray entries and entries of similar resolution. The OWAB column contains the minimum, median, 95th percentile and maximum values of the occupancy-weighted average B-factor per residue. The column labelled ‘Q< 0.9’ lists the number of (and percentage) of residues with an average occupancy less than 0.9.

Mol	Chain	Analysed	<RSRZ>	#RSRZ>2	OWAB(Å ²)	Q<0.9
1	AA	1530/1542 (99%)	-0.10	22 (1%) 75 75	20, 68, 149, 180	0
1	CA	1530/1542 (99%)	-0.20	9 (0%) 89 90	10, 51, 126, 180	0
2	AC	206/232 (88%)	0.45	8 (3%) 39 37	24, 58, 114, 180	0
2	CC	206/232 (88%)	0.36	5 (2%) 59 56	28, 67, 117, 175	0
3	AD	205/205 (100%)	0.51	12 (5%) 22 22	22, 77, 137, 154	0
3	CD	205/205 (100%)	0.19	3 (1%) 73 72	15, 53, 129, 160	0
4	AE	150/166 (90%)	0.41	9 (6%) 21 21	16, 62, 116, 154	0
4	CE	150/166 (90%)	0.40	6 (4%) 38 36	20, 50, 105, 159	0
5	AF	100/135 (74%)	0.58	10 (10%) 7 7	33, 73, 126, 163	0
5	CF	100/135 (74%)	0.24	1 (1%) 82 82	20, 63, 115, 146	0
6	AG	150/178 (84%)	0.76	25 (16%) 1 1	40, 87, 140, 168	0
6	CG	152/178 (85%)	0.74	20 (13%) 3 3	21, 80, 132, 169	0
7	AH	129/129 (100%)	0.90	22 (17%) 1 1	34, 71, 116, 137	0
7	CH	129/129 (100%)	0.46	8 (6%) 20 20	18, 50, 96, 131	0
8	AI	127/129 (98%)	1.01	27 (21%) 0 1	23, 81, 151, 180	0
8	CI	127/129 (98%)	0.73	15 (11%) 4 4	26, 82, 135, 180	0
9	AJ	98/103 (95%)	1.13	18 (18%) 1 1	21, 74, 134, 180	0
9	CJ	98/103 (95%)	1.30	25 (25%) 0 0	34, 83, 136, 163	0
10	AK	117/128 (91%)	0.39	7 (5%) 21 21	19, 57, 100, 155	0
10	CK	117/128 (91%)	0.20	2 (1%) 70 68	18, 48, 100, 142	0
11	AL	123/123 (100%)	0.92	14 (11%) 5 4	29, 68, 124, 169	0
11	CL	123/123 (100%)	0.46	4 (3%) 46 44	10, 44, 107, 159	0
12	AM	114/117 (97%)	1.10	23 (20%) 1 1	48, 105, 157, 171	0
12	CM	113/117 (96%)	0.86	16 (14%) 2 2	44, 98, 149, 166	0

Continued on next page...

Continued from previous page...

Mol	Chain	Analysed	<RSRZ>	#RSRZ>2	OWAB(Å ²)	Q<0.9
13	AN	96/100 (96%)	0.93	15 (15%) 2 2	31, 77, 136, 171	0
13	CN	96/100 (96%)	0.82	10 (10%) 6 6	31, 78, 137, 161	0
14	AO	88/89 (98%)	0.35	2 (2%) 60 59	33, 67, 119, 173	0
14	CO	88/89 (98%)	0.05	0 100 100	18, 53, 105, 133	0
15	AP	82/82 (100%)	1.16	13 (15%) 1 2	38, 78, 140, 157	0
15	CP	80/82 (97%)	1.29	18 (22%) 0 1	16, 44, 124, 180	0
16	AQ	80/83 (96%)	0.78	6 (7%) 14 13	47, 86, 139, 155	0
16	CQ	81/83 (97%)	0.63	6 (7%) 14 14	25, 56, 117, 151	0
17	AR	55/74 (74%)	0.78	4 (7%) 15 15	27, 66, 125, 149	0
17	CR	55/74 (74%)	0.57	3 (5%) 25 23	24, 51, 105, 154	0
18	AS	79/91 (86%)	1.98	37 (46%) 0 0	61, 116, 158, 179	0
18	CS	80/91 (87%)	1.96	36 (45%) 0 0	54, 107, 165, 177	0
19	AT	85/86 (98%)	1.22	18 (21%) 0 1	52, 92, 133, 180	0
19	CT	85/86 (98%)	0.77	10 (11%) 4 4	24, 52, 103, 156	0
20	AB	218/240 (90%)	0.83	32 (14%) 2 2	29, 88, 139, 180	0
20	CB	218/240 (90%)	0.75	34 (15%) 2 2	40, 92, 143, 161	0
21	AU	51/70 (72%)	0.98	8 (15%) 2 2	36, 90, 150, 153	0
21	CU	51/70 (72%)	0.97	10 (19%) 1 1	26, 74, 136, 174	0
22	BA	117/120 (97%)	-0.26	3 (2%) 56 53	46, 80, 115, 168	0
22	DA	117/120 (97%)	-0.10	4 (3%) 45 43	35, 69, 110, 178	0
23	BB	2841/2904 (97%)	-0.04	51 (1%) 68 67	16, 56, 145, 180	0
23	DB	2841/2904 (97%)	-0.07	35 (1%) 79 78	7, 44, 142, 180	0
24	BI	141/141 (100%)	2.92	90 (63%) 0 0	62, 152, 180, 180	0
24	DI	141/141 (100%)	3.47	98 (69%) 0 0	85, 155, 180, 180	0
25	BC	271/272 (99%)	0.43	3 (1%) 80 81	9, 45, 87, 170	0
25	DC	271/272 (99%)	0.37	5 (1%) 68 67	5, 37, 75, 125	0
26	BD	209/209 (100%)	0.62	16 (7%) 13 12	22, 66, 124, 167	0
26	DD	209/209 (100%)	0.49	14 (6%) 17 17	10, 44, 112, 139	0
27	BK	121/123 (98%)	0.84	14 (11%) 4 4	16, 67, 120, 154	0
27	DK	121/123 (98%)	0.35	2 (1%) 70 68	8, 39, 93, 152	0
28	BP	114/114 (100%)	1.17	32 (28%) 0 0	27, 77, 122, 160	0

Continued on next page...

Continued from previous page...

Mol	Chain	Analysed	<RSRZ>	#RSRZ>2	OWAB(Å ²)	Q<0.9
28	DP	114/114 (100%)	0.43	5 (4%) 34 33	5, 42, 104, 160	0
29	BE	201/201 (100%)	0.64	19 (9%) 8 8	16, 67, 132, 148	0
29	DE	201/201 (100%)	0.56	22 (10%) 5 5	5, 65, 124, 156	0
30	BY	58/58 (100%)	0.78	7 (12%) 4 3	42, 73, 129, 143	0
30	DY	58/58 (100%)	0.58	3 (5%) 27 25	9, 58, 127, 150	0
31	B0	56/56 (100%)	0.61	6 (10%) 6 5	33, 71, 126, 141	0
31	D0	56/56 (100%)	0.53	3 (5%) 25 24	11, 45, 122, 170	0
32	B4	38/38 (100%)	1.04	7 (18%) 1 1	23, 75, 134, 149	0
32	D4	38/38 (100%)	0.82	4 (10%) 6 6	29, 54, 106, 125	0
33	B1	50/54 (92%)	0.97	6 (12%) 4 3	43, 79, 117, 132	0
33	D1	50/54 (92%)	0.82	4 (8%) 12 11	34, 66, 111, 135	0
34	B3	64/64 (100%)	0.73	8 (12%) 3 3	31, 51, 91, 115	0
34	D3	64/64 (100%)	0.47	1 (1%) 72 70	20, 40, 75, 110	0
35	BV	94/94 (100%)	0.72	7 (7%) 14 14	32, 90, 135, 169	0
35	DV	94/94 (100%)	0.52	7 (7%) 14 14	28, 74, 131, 167	0
36	B2	46/46 (100%)	0.52	1 (2%) 62 60	13, 40, 87, 121	0
36	D2	46/46 (100%)	0.28	0 100 100	10, 32, 67, 131	0
37	BL	143/144 (99%)	0.58	8 (5%) 24 23	13, 64, 117, 161	0
37	DL	143/144 (99%)	0.41	5 (3%) 44 42	13, 54, 108, 133	0
38	BM	136/136 (100%)	0.88	22 (16%) 1 2	24, 68, 124, 174	0
38	DM	136/136 (100%)	0.57	7 (5%) 28 26	13, 46, 109, 131	0
39	BX	63/63 (100%)	0.74	7 (11%) 5 5	20, 86, 141, 171	0
39	DX	63/63 (100%)	0.48	4 (6%) 20 20	38, 84, 134, 172	0
40	BH	149/149 (100%)	1.73	50 (33%) 0 0	37, 121, 160, 180	0
40	DH	149/149 (100%)	1.42	42 (28%) 0 0	20, 108, 147, 180	0
41	BJ	142/142 (100%)	0.76	13 (9%) 9 9	25, 73, 126, 137	0
41	DJ	142/142 (100%)	0.68	13 (9%) 9 9	19, 55, 104, 167	0
42	BN	120/127 (94%)	0.45	7 (5%) 23 22	20, 65, 117, 173	0
42	DN	120/127 (94%)	0.42	4 (3%) 46 44	8, 40, 80, 125	0
43	BO	116/117 (99%)	1.40	35 (30%) 0 0	27, 82, 128, 179	0
43	DO	116/117 (99%)	0.87	14 (12%) 4 3	19, 68, 119, 144	0

Continued on next page...

Continued from previous page...

Mol	Chain	Analysed	<RSRZ>	#RSRZ>2	OWAB(Å ²)	Q<0.9
44	BQ	117/117 (100%)	0.53	7 (5%) 21 21	5, 64, 111, 163	0
44	DQ	117/117 (100%)	0.42	8 (6%) 17 17	14, 48, 96, 180	0
45	BS	110/110 (100%)	0.62	9 (8%) 11 11	15, 58, 112, 161	0
45	DS	110/110 (100%)	0.56	3 (2%) 54 52	8, 42, 101, 132	0
46	BU	102/103 (99%)	1.08	20 (19%) 1 1	26, 75, 130, 171	0
46	DU	102/103 (99%)	0.99	16 (15%) 2 2	26, 83, 143, 180	0
47	BF	178/178 (100%)	1.30	44 (24%) 0 0	42, 113, 160, 180	0
47	DF	178/178 (100%)	1.06	34 (19%) 1 1	38, 97, 155, 180	0
48	BG	176/176 (100%)	1.13	42 (23%) 0 0	51, 103, 141, 162	0
48	DG	176/176 (100%)	0.87	28 (15%) 1 2	34, 91, 142, 169	0
49	BR	103/103 (100%)	1.43	27 (26%) 0 0	27, 86, 128, 157	0
49	DR	103/103 (100%)	0.71	9 (8%) 10 10	18, 76, 122, 148	0
50	BT	93/100 (93%)	1.24	24 (25%) 0 0	31, 70, 134, 164	0
50	DT	93/100 (93%)	1.25	21 (22%) 0 1	21, 66, 136, 173	0
51	BZ	77/78 (98%)	0.68	2 (2%) 56 53	22, 50, 93, 129	0
51	DZ	77/78 (98%)	0.38	5 (6%) 18 18	17, 46, 95, 130	0
52	BW	79/84 (94%)	1.05	13 (16%) 1 2	29, 81, 126, 153	0
52	DW	79/84 (94%)	1.14	13 (16%) 1 2	20, 59, 119, 135	0
53	B6	185/185 (100%)	2.71	93 (50%) 0 0	33, 116, 167, 180	0
53	D6	185/185 (100%)	1.65	58 (31%) 0 0	19, 88, 157, 180	0
All	All	20787/21416 (97%)	0.44	1757 (8%) 10 10	5, 63, 142, 180	0

All (1757) RSRZ outliers are listed below:

Mol	Chain	Res	Type	RSRZ
15	AP	81	ALA	13.1
53	D6	72	ASP	11.6
24	BI	1	ALA	11.3
24	DI	85	ILE	10.8
24	DI	99	LYS	10.6
24	DI	82	ALA	10.5
24	DI	83	ALA	10.4
24	DI	81	LYS	10.3
24	BI	70	THR	10.2
24	BI	60	VAL	10.1

Continued on next page...

Continued from previous page...

Mol	Chain	Res	Type	RSRZ
24	BI	58	ILE	9.6
53	B6	68	VAL	9.3
24	BI	6	ALA	9.3
53	B6	86	SER	9.2
17	AR	19	GLU	9.2
24	BI	59	THR	9.2
24	DI	115	ASP	9.0
40	BH	85	GLY	8.9
53	D6	42	LYS	8.8
53	B6	93	SER	8.7
53	B6	67	VAL	8.6
40	BH	84	ALA	8.5
53	B6	49	HIS	8.4
40	BH	80	ILE	8.3
20	AB	188	THR	8.3
53	B6	95	LYS	8.3
40	BH	92	GLY	8.2
50	DT	90	GLY	8.2
53	B6	84	ARG	8.1
6	AG	6	ILE	8.1
24	DI	7	TYR	8.1
53	B6	46	TYR	7.9
53	B6	91	ASN	7.8
53	D6	75	ALA	7.6
24	BI	54	ILE	7.6
24	BI	2	LYS	7.5
53	B6	69	GLN	7.5
24	BI	4	VAL	7.4
23	DB	2133	G	7.3
24	DI	110	GLN	7.3
53	D6	43	VAL	7.3
24	DI	124	MET	7.2
1	AA	86	G	7.1
23	BB	2147	A	7.1
53	B6	38	LEU	7.1
24	DI	84	GLY	7.1
24	DI	79	LEU	7.0
52	BW	45	HIS	7.0
24	BI	11	GLN	7.0
53	B6	85	ASP	7.0
40	DH	116	ARG	6.9
22	DA	88	C	6.9

Continued on next page...

Continued from previous page...

Mol	Chain	Res	Type	RSRZ
24	BI	68	PHE	6.9
24	DI	52	LEU	6.9
53	B6	36	ALA	6.9
47	DF	140	ILE	6.8
15	CP	47	GLU	6.8
23	BB	613	A	6.8
24	BI	5	GLN	6.8
24	DI	125	THR	6.8
24	DI	80	LYS	6.8
53	B6	57	THR	6.8
23	DB	1175	A	6.8
24	BI	52	LEU	6.8
53	D6	76	LEU	6.7
40	BH	142	VAL	6.7
53	D6	73	GLN	6.7
48	BG	42	VAL	6.6
53	B6	54	GLN	6.6
40	BH	46	PHE	6.6
53	B6	89	GLY	6.6
53	D6	98	ALA	6.6
11	AL	123	ALA	6.6
9	CJ	79	PRO	6.5
24	DI	138	VAL	6.5
53	D6	37	LEU	6.5
47	DF	10	GLU	6.5
23	BB	139	U	6.5
24	DI	49	GLU	6.5
24	DI	111	THR	6.5
53	B6	34	ASN	6.4
24	DI	117	THR	6.4
24	BI	3	LYS	6.4
6	AG	4	ARG	6.4
53	B6	73	GLN	6.4
53	B6	48	ALA	6.4
24	BI	8	VAL	6.4
40	DH	133	GLN	6.3
53	B6	35	PRO	6.3
24	DI	89	SER	6.3
53	D6	46	TYR	6.3
50	DT	91	GLN	6.3
24	BI	32	VAL	6.2
53	D6	93	SER	6.2

Continued on next page...

Continued from previous page...

Mol	Chain	Res	Type	RSRZ
53	B6	53	ASN	6.1
53	B6	41	LEU	6.1
33	D1	52	LYS	6.1
23	BB	1459	G	6.1
18	AS	2	ARG	6.1
53	B6	98	ALA	6.1
23	BB	1914	C	6.0
53	B6	40	HIS	6.0
24	DI	107	GLU	6.0
53	B6	87	ASP	6.0
1	AA	78	A	6.0
12	AM	79	LEU	5.9
18	CS	2	ARG	5.9
53	B6	78	ALA	5.9
18	AS	30	LEU	5.9
6	AG	78	ARG	5.9
53	B6	100	TYR	5.8
53	B6	51	PRO	5.8
24	BI	47	SER	5.8
23	DB	139	U	5.8
24	DI	97	VAL	5.7
18	CS	26	ASP	5.7
40	DH	72	ILE	5.7
13	AN	20	PHE	5.7
3	AD	178	GLU	5.7
53	B6	80	GLU	5.7
24	DI	114	ALA	5.7
53	B6	59	THR	5.7
24	DI	47	SER	5.7
24	DI	137	LEU	5.7
24	BI	7	TYR	5.6
53	B6	75	ALA	5.6
24	DI	116	MET	5.6
40	BH	93	SER	5.6
18	CS	29	PRO	5.6
22	BA	88	C	5.6
53	B6	60	ALA	5.6
23	DB	645	C	5.6
53	D6	49	HIS	5.6
23	BB	137	U	5.5
24	BI	48	ILE	5.5
1	CA	1534	A	5.5

Continued on next page...

Continued from previous page...

Mol	Chain	Res	Type	RSRZ
50	BT	16	VAL	5.5
53	D6	44	GLU	5.5
20	AB	192	PRO	5.5
23	BB	140	C	5.5
53	B6	92	PRO	5.4
18	AS	32	THR	5.4
12	CM	79	LEU	5.4
24	DI	104	GLN	5.4
23	DB	2134	A	5.4
41	BJ	1	MET	5.4
47	BF	140	ILE	5.4
18	AS	40	PHE	5.4
24	DI	106	GLN	5.4
47	DF	173	ASP	5.4
53	B6	62	ASP	5.4
53	B6	157	ALA	5.4
24	DI	98	GLY	5.4
24	DI	48	ILE	5.4
53	B6	56	ALA	5.4
53	D6	94	ASN	5.3
11	AL	24	GLU	5.3
40	DH	94	ILE	5.3
53	B6	63	PRO	5.3
18	AS	22	VAL	5.3
50	BT	2	ILE	5.3
24	BI	18	ASN	5.3
8	CI	129	ARG	5.3
40	DH	110	VAL	5.3
49	BR	37	GLU	5.2
53	B6	74	ASN	5.2
19	AT	35	TYR	5.2
53	B6	97	ASP	5.2
53	B6	42	LYS	5.2
53	B6	71	TRP	5.2
15	CP	80	LYS	5.2
53	B6	66	LEU	5.2
53	B6	96	GLY	5.2
53	B6	184	LEU	5.2
23	DB	2104	C	5.2
23	BB	1915	U	5.2
40	BH	91	PHE	5.2
40	BH	86	ASP	5.1

Continued on next page...

Continued from previous page...

Mol	Chain	Res	Type	RSRZ
53	D6	40	HIS	5.1
33	B1	52	LYS	5.1
24	DI	78	LEU	5.1
24	DI	132	ALA	5.1
50	BT	3	ARG	5.0
24	DI	113	ALA	5.0
53	B6	43	VAL	5.0
24	DI	109	ALA	5.0
53	B6	61	PRO	5.0
48	BG	19	ASN	5.0
23	BB	1175	A	5.0
38	BM	136	MET	5.0
53	B6	83	ILE	5.0
15	AP	82	ALA	5.0
24	BI	29	GLN	5.0
39	BX	63	ALA	5.0
29	DE	155	GLU	4.9
1	AA	1493	A	4.9
12	AM	83	GLY	4.9
53	B6	65	THR	4.9
38	BM	103	TYR	4.9
53	B6	45	TYR	4.9
24	DI	1	ALA	4.9
47	BF	131	VAL	4.9
24	DI	20	SER	4.9
9	AJ	36	VAL	4.9
40	BH	45	GLU	4.9
15	AP	80	LYS	4.9
53	D6	41	LEU	4.8
6	AG	61	PHE	4.8
41	DJ	44	TYR	4.8
21	CU	10	PRO	4.8
13	AN	40	ARG	4.8
2	AC	167	TYR	4.8
53	D6	79	ILE	4.8
12	CM	44	ILE	4.7
46	BU	14	THR	4.7
53	D6	32	ARG	4.7
18	CS	65	MET	4.7
40	DH	140	ALA	4.7
16	AQ	6	THR	4.7
24	DI	46	ASP	4.7

Continued on next page...

Continued from previous page...

Mol	Chain	Res	Type	RSRZ
39	DX	63	ALA	4.7
18	CS	55	GLN	4.7
53	D6	74	ASN	4.7
17	CR	19	GLU	4.7
12	AM	87	GLY	4.7
19	AT	85	LEU	4.7
53	B6	99	LEU	4.7
40	BH	105	ALA	4.7
24	BI	15	GLY	4.7
29	BE	155	GLU	4.7
6	AG	7	GLY	4.7
21	CU	36	PHE	4.7
20	AB	87	ASP	4.7
1	AA	79	G	4.6
24	DI	121	ILE	4.6
6	CG	152	HIS	4.6
53	B6	113	ASP	4.6
24	DI	29	GLN	4.6
53	B6	72	ASP	4.6
24	DI	72	THR	4.6
8	AI	129	ARG	4.6
48	DG	176	LYS	4.6
47	DF	19	PHE	4.6
12	CM	78	ARG	4.6
48	BG	132	LEU	4.6
24	DI	118	GLY	4.6
47	BF	153	ILE	4.5
43	BO	114	GLY	4.5
12	CM	82	LEU	4.5
53	D6	66	LEU	4.5
18	AS	65	MET	4.5
53	B6	55	ILE	4.5
23	BB	1174	U	4.5
13	CN	28	ALA	4.5
53	D6	50	VAL	4.5
24	DI	6	ALA	4.5
23	DB	613	A	4.5
1	AA	466	A	4.4
18	AS	38	THR	4.4
48	BG	102	ILE	4.4
47	BF	116	LEU	4.4
53	B6	88	LEU	4.4

Continued on next page...

Continued from previous page...

Mol	Chain	Res	Type	RSRZ
53	B6	79	ILE	4.4
43	BO	91	SER	4.4
18	AS	64	GLU	4.4
18	CS	31	ARG	4.4
40	BH	81	ALA	4.4
24	BI	69	VAL	4.4
53	B6	82	ALA	4.4
23	DB	2799	A	4.3
13	CN	46	LYS	4.3
53	D6	45	TYR	4.3
20	AB	193	ASP	4.3
47	BF	124	ARG	4.3
53	D6	99	LEU	4.3
23	BB	1921	G	4.3
18	AS	14	LEU	4.3
43	DO	97	PHE	4.3
18	AS	31	ARG	4.3
20	AB	163	ILE	4.3
40	BH	146	VAL	4.3
23	BB	2148	G	4.3
53	B6	37	LEU	4.3
24	DI	43	ALA	4.3
47	DF	171	ALA	4.2
23	BB	1176	U	4.2
53	D6	65	THR	4.2
24	BI	86	LYS	4.2
11	AL	91	GLY	4.2
49	BR	12	HIS	4.2
48	DG	55	ASP	4.2
8	CI	127	SER	4.2
24	DI	44	LYS	4.2
53	B6	70	SER	4.2
49	BR	20	VAL	4.2
29	DE	148	ILE	4.2
40	BH	130	VAL	4.2
24	DI	53	PRO	4.2
53	D6	38	LEU	4.2
9	AJ	6	ILE	4.2
28	BP	47	ILE	4.2
53	D6	54	GLN	4.2
23	BB	1537	G	4.2
23	DB	846	U	4.2

Continued on next page...

Continued from previous page...

Mol	Chain	Res	Type	RSRZ
8	AI	39	GLY	4.2
53	D6	83	ILE	4.2
49	BR	3	ALA	4.2
31	D0	56	LYS	4.2
24	BI	12	VAL	4.2
24	BI	77	VAL	4.2
48	DG	88	LEU	4.1
47	BF	155	ILE	4.1
23	BB	645	C	4.1
18	CS	61	VAL	4.1
53	D6	57	THR	4.1
9	AJ	76	ILE	4.1
53	D6	51	PRO	4.1
13	CN	42	ASN	4.1
53	B6	102	ASN	4.1
47	BF	139	GLU	4.1
18	AS	48	ILE	4.1
50	BT	91	GLN	4.1
12	CM	83	GLY	4.1
18	CS	74	ALA	4.1
24	BI	45	THR	4.1
24	DI	103	ALA	4.1
50	DT	3	ARG	4.1
38	BM	33	LEU	4.1
18	AS	43	MET	4.1
43	BO	117	PHE	4.0
6	AG	86	VAL	4.0
49	BR	35	PHE	4.0
33	B1	15	GLY	4.0
46	BU	51	LEU	4.0
23	BB	2145	C	4.0
24	BI	51	GLY	4.0
48	DG	41	GLU	4.0
53	B6	47	GLY	4.0
47	DF	21	TYR	4.0
53	B6	3	LEU	4.0
53	B6	44	GLU	4.0
8	AI	29	ILE	4.0
23	DB	1459	G	4.0
24	DI	33	ASN	4.0
53	D6	87	ASP	4.0
23	BB	1728	C	4.0

Continued on next page...

Continued from previous page...

Mol	Chain	Res	Type	RSRZ
43	BO	113	ALA	4.0
47	BF	115	GLY	4.0
9	CJ	65	TYR	4.0
24	BI	115	ASP	4.0
53	B6	33	ALA	4.0
18	CS	73	PHE	4.0
52	DW	84	GLU	3.9
6	AG	79	VAL	3.9
18	CS	70	LEU	3.9
24	BI	87	SER	3.9
47	BF	35	LEU	3.9
53	D6	95	LYS	3.9
53	D6	70	SER	3.9
18	CS	43	MET	3.9
49	DR	46	GLU	3.9
18	AS	61	VAL	3.9
24	DI	95	ASP	3.9
48	BG	104	LEU	3.9
8	AI	15	ALA	3.9
43	BO	84	GLU	3.9
24	DI	21	PRO	3.9
12	CM	42	VAL	3.9
53	D6	47	GLY	3.9
43	DO	37	ALA	3.9
53	B6	77	LYS	3.9
52	DW	40	ARG	3.9
9	CJ	34	ALA	3.9
53	D6	67	VAL	3.9
24	BI	66	PHE	3.9
19	CT	67	HIS	3.9
1	AA	1362	A	3.9
24	DI	108	ILE	3.9
50	BT	1	MET	3.9
24	BI	112	LYS	3.8
24	BI	97	VAL	3.8
45	DS	32	ALA	3.8
53	D6	105	PRO	3.8
49	BR	95	ASP	3.8
51	DZ	78	TYR	3.8
47	BF	132	ARG	3.8
1	CA	466	A	3.8
24	DI	35	MET	3.8

Continued on next page...

Continued from previous page...

Mol	Chain	Res	Type	RSRZ
46	DU	35	VAL	3.8
48	DG	89	VAL	3.8
49	DR	95	ASP	3.8
15	CP	52	LEU	3.8
20	AB	195	VAL	3.8
24	BI	17	ALA	3.8
24	DI	141	ASP	3.8
40	BH	90	LEU	3.8
44	DQ	90	ASP	3.8
29	DE	169	VAL	3.8
24	BI	109	ALA	3.8
9	CJ	18	ILE	3.8
18	AS	49	ALA	3.8
1	CA	461	A	3.8
52	DW	45	HIS	3.8
53	B6	90	LEU	3.7
7	AH	102	VAL	3.7
40	DH	141	LYS	3.7
9	CJ	84	VAL	3.7
26	BD	111	GLY	3.7
29	BE	11	ALA	3.7
8	CI	8	THR	3.7
18	AS	74	ALA	3.7
7	AH	60	LEU	3.7
49	BR	25	LEU	3.7
6	CG	74	VAL	3.7
12	AM	42	VAL	3.7
13	CN	20	PHE	3.7
19	AT	30	PHE	3.7
23	BB	1727	C	3.7
24	BI	33	ASN	3.7
28	BP	70	GLU	3.7
40	DH	85	GLY	3.7
7	AH	127	TYR	3.7
43	DO	2	ASP	3.7
47	BF	151	LEU	3.7
28	BP	91	VAL	3.7
33	B1	16	THR	3.7
40	DH	77	THR	3.7
24	BI	35	MET	3.7
9	AJ	37	ARG	3.7
20	AB	75	ALA	3.7

Continued on next page...

Continued from previous page...

Mol	Chain	Res	Type	RSRZ
24	BI	79	LEU	3.7
46	BU	75	ALA	3.7
23	DB	100	U	3.7
44	DQ	87	VAL	3.7
4	CE	158	LYS	3.7
7	AH	71	VAL	3.7
43	BO	90	VAL	3.7
6	CG	70	PRO	3.7
40	DH	122	LEU	3.7
46	BU	49	PRO	3.7
48	DG	161	VAL	3.7
40	DH	113	SER	3.6
8	AI	16	ALA	3.6
53	B6	104	PRO	3.6
32	B4	7	VAL	3.6
48	BG	80	GLU	3.6
18	CS	30	LEU	3.6
40	BH	60	GLU	3.6
31	B0	51	ARG	3.6
24	BI	135	MET	3.6
17	CR	63	TYR	3.6
23	DB	1870	C	3.6
48	DG	106	LEU	3.6
15	AP	39	PHE	3.6
47	DF	139	GLU	3.6
40	DH	123	ARG	3.6
43	BO	106	LEU	3.6
6	AG	150	PHE	3.6
47	BF	78	ILE	3.6
52	BW	14	ASP	3.6
52	BW	42	THR	3.6
24	BI	78	LEU	3.6
24	BI	37	PHE	3.6
21	AU	3	ILE	3.6
40	DH	81	ALA	3.6
47	DF	178	LYS	3.6
47	BF	33	ILE	3.6
48	BG	17	LYS	3.6
53	B6	58	VAL	3.6
24	DI	67	THR	3.6
48	DG	165	ASP	3.6
29	DE	119	ILE	3.5

Continued on next page...

Continued from previous page...

Mol	Chain	Res	Type	RSRZ
24	BI	137	LEU	3.5
40	DH	12	LEU	3.5
43	BO	51	ALA	3.5
24	DI	37	PHE	3.5
46	DU	33	VAL	3.5
49	BR	46	GLU	3.5
8	CI	20	ILE	3.5
18	CS	48	ILE	3.5
53	B6	50	VAL	3.5
53	B6	94	ASN	3.5
29	BE	144	GLU	3.5
40	BH	134	VAL	3.5
9	CJ	102	LEU	3.5
40	BH	144	VAL	3.5
47	BF	44	ALA	3.5
27	BK	17	ARG	3.5
27	BK	18	ARG	3.5
48	DG	175	LYS	3.5
23	BB	1916	A	3.5
24	BI	34	ILE	3.5
9	CJ	88	MET	3.5
18	AS	47	THR	3.5
18	AS	73	PHE	3.5
6	AG	84	TYR	3.5
9	CJ	73	LEU	3.5
12	AM	18	LEU	3.5
53	D6	53	ASN	3.5
24	BI	76	ALA	3.5
28	BP	107	ALA	3.5
48	DG	48	THR	3.5
53	D6	82	ALA	3.5
19	AT	19	HIS	3.5
24	DI	41	PHE	3.5
47	BF	89	THR	3.5
20	CB	163	ILE	3.5
43	BO	89	ASP	3.5
9	CJ	81	GLU	3.5
24	DI	25	PRO	3.5
29	DE	149	ILE	3.5
41	BJ	59	ALA	3.5
1	AA	88	U	3.4
1	AA	121	U	3.4

Continued on next page...

Continued from previous page...

Mol	Chain	Res	Type	RSRZ
40	BH	147	VAL	3.4
46	DU	38	ILE	3.4
39	BX	10	SER	3.4
7	AH	126	CYS	3.4
14	AO	89	ARG	3.4
40	DH	142	VAL	3.4
43	BO	99	TYR	3.4
53	B6	110	ARG	3.4
43	BO	92	PHE	3.4
10	AK	99	LEU	3.4
41	BJ	44	TYR	3.4
18	CS	46	LEU	3.4
47	DF	90	LEU	3.4
49	BR	2	TYR	3.4
19	CT	3	ILE	3.4
24	BI	95	ASP	3.4
39	BX	62	GLY	3.4
5	AF	62	MET	3.4
37	BL	6	LEU	3.4
24	DI	129	GLU	3.4
25	DC	271	SER	3.4
40	DH	4	ILE	3.4
48	BG	23	ILE	3.4
53	D6	80	GLU	3.4
24	BI	73	PRO	3.4
53	B6	28	LEU	3.4
21	AU	10	PRO	3.4
47	BF	30	VAL	3.4
8	AI	128	LYS	3.4
23	DB	2402	U	3.4
53	D6	97	ASP	3.4
50	DT	70	HIS	3.4
1	AA	461	A	3.3
18	CS	40	PHE	3.3
11	CL	24	GLU	3.3
24	DI	39	LYS	3.3
35	BV	93	ARG	3.3
40	DH	137	GLU	3.3
46	BU	60	LYS	3.3
6	CG	83	THR	3.3
24	BI	125	THR	3.3
24	DI	45	THR	3.3

Continued on next page...

Continued from previous page...

Mol	Chain	Res	Type	RSRZ
24	BI	119	ALA	3.3
9	AJ	100	ILE	3.3
2	CC	165	GLU	3.3
11	AL	111	GLN	3.3
47	BF	65	LEU	3.3
24	DI	73	PRO	3.3
29	DE	201	ALA	3.3
1	AA	77	A	3.3
46	DU	28	LEU	3.3
18	CS	56	HIS	3.3
41	BJ	6	ALA	3.3
23	BB	2146	C	3.3
53	B6	39	LEU	3.3
24	BI	124	MET	3.3
29	BE	124	PHE	3.3
48	BG	12	ALA	3.3
38	BM	32	GLY	3.3
53	D6	61	PRO	3.3
24	DI	120	ASP	3.3
7	AH	74	ILE	3.3
18	CS	39	ILE	3.3
50	DT	2	ILE	3.3
39	DX	62	GLY	3.3
31	B0	56	LYS	3.3
24	DI	77	VAL	3.3
13	AN	28	ALA	3.3
23	DB	62	U	3.3
40	DH	114	GLU	3.3
29	BE	60	TRP	3.3
32	B4	29	ALA	3.3
44	BQ	97	ILE	3.3
1	AA	87	C	3.3
20	CB	123	GLY	3.3
8	AI	56	MET	3.3
1	AA	80	A	3.3
23	DB	1067	A	3.3
43	BO	26	LEU	3.3
46	BU	52	ASN	3.3
9	CJ	36	VAL	3.3
20	AB	24	PRO	3.3
33	B1	14	ALA	3.3
41	DJ	20	ALA	3.3

Continued on next page...

Continued from previous page...

Mol	Chain	Res	Type	RSRZ
9	AJ	73	LEU	3.3
28	BP	25	VAL	3.3
47	BF	62	GLN	3.3
48	BG	164	ALA	3.3
39	BX	60	LYS	3.3
23	DB	548	G	3.2
40	BH	61	VAL	3.2
50	DT	4	GLU	3.2
49	DR	50	GLY	3.2
8	CI	40	ARG	3.2
46	DU	84	PHE	3.2
28	BP	21	PRO	3.2
24	DI	131	THR	3.2
39	DX	23	ARG	3.2
40	BH	132	PHE	3.2
46	DU	19	GLY	3.2
18	CS	47	THR	3.2
6	CG	100	MET	3.2
19	AT	86	ALA	3.2
24	DI	123	ALA	3.2
40	DH	105	ALA	3.2
1	AA	1079	G	3.2
43	DO	3	LYS	3.2
15	CP	6	LEU	3.2
20	AB	74	ALA	3.2
39	BX	7	ARG	3.2
26	BD	118	PHE	3.2
1	AA	1080	A	3.2
6	CG	68	VAL	3.2
28	BP	89	GLY	3.2
43	BO	35	ILE	3.2
53	B6	114	LEU	3.2
20	CB	216	VAL	3.2
47	DF	73	VAL	3.2
53	B6	109	GLU	3.2
8	AI	127	SER	3.2
16	AQ	9	GLY	3.2
38	BM	19	GLY	3.2
3	AD	1	ALA	3.2
41	DJ	52	ASP	3.2
8	AI	20	ILE	3.2
50	DT	87	LEU	3.2

Continued on next page...

Continued from previous page...

Mol	Chain	Res	Type	RSRZ
24	BI	19	PRO	3.2
20	AB	190	SER	3.2
32	B4	35	GLN	3.2
40	DH	144	VAL	3.2
7	CH	35	ILE	3.1
43	BO	8	ILE	3.1
40	DH	149	GLU	3.1
53	B6	158	GLU	3.1
20	AB	100	LEU	3.1
28	BP	54	LEU	3.1
28	BP	96	LEU	3.1
18	CS	10	ILE	3.1
1	AA	83	C	3.1
23	BB	2144	G	3.1
24	BI	84	GLY	3.1
46	DU	89	GLY	3.1
53	D6	96	GLY	3.1
47	DF	174	PHE	3.1
18	AS	72	GLU	3.1
40	DH	130	VAL	3.1
48	DG	45	ALA	3.1
24	BI	10	LEU	3.1
3	AD	177	MET	3.1
43	BO	103	VAL	3.1
15	CP	20	VAL	3.1
52	DW	18	LYS	3.1
28	BP	43	GLU	3.1
33	B1	10	LEU	3.1
24	DI	101	SER	3.1
18	AS	58	PRO	3.1
47	BF	73	VAL	3.1
24	DI	102	ARG	3.1
40	DH	51	ARG	3.1
24	DI	105	LEU	3.1
53	B6	52	LEU	3.1
4	AE	69	ASN	3.1
35	BV	91	PHE	3.1
15	AP	71	VAL	3.1
21	CU	35	GLU	3.1
24	DI	4	VAL	3.1
53	B6	23	HIS	3.1
1	AA	1492	A	3.1

Continued on next page...

Continued from previous page...

Mol	Chain	Res	Type	RSRZ
53	D6	104	PRO	3.1
23	DB	1730	C	3.1
44	DQ	117	ALA	3.1
48	BG	43	LYS	3.1
46	BU	86	PHE	3.1
46	BU	61	GLU	3.1
18	CS	8	PRO	3.1
15	AP	6	LEU	3.1
20	AB	95	TRP	3.1
1	AA	81	A	3.1
24	BI	108	ILE	3.1
24	DI	128	ILE	3.1
47	BF	174	PHE	3.1
20	CB	69	VAL	3.1
32	B4	17	VAL	3.1
20	CB	38	HIS	3.1
24	BI	81	LYS	3.1
43	BO	88	LYS	3.1
12	AM	7	ASN	3.1
20	AB	113	LEU	3.1
24	DI	38	CYS	3.1
9	AJ	10	LEU	3.1
24	BI	26	ALA	3.1
52	BW	75	ASN	3.1
53	D6	60	ALA	3.1
8	AI	38	PHE	3.1
7	AH	128	VAL	3.1
18	AS	50	VAL	3.1
24	BI	49	GLU	3.1
6	AG	77	ARG	3.1
26	BD	186	LEU	3.1
9	CJ	29	ALA	3.1
18	CS	38	THR	3.0
23	BB	1731	G	3.0
47	BF	90	LEU	3.0
24	BI	21	PRO	3.0
38	BM	67	VAL	3.0
19	AT	67	HIS	3.0
15	AP	47	GLU	3.0
5	AF	61	LEU	3.0
38	BM	129	THR	3.0
42	BN	1	MET	3.0

Continued on next page...

Continued from previous page...

Mol	Chain	Res	Type	RSRZ
29	DE	60	TRP	3.0
50	BT	21	SER	3.0
1	CA	121	U	3.0
20	AB	197	PHE	3.0
47	DF	157	THR	3.0
49	BR	36	ALA	3.0
20	CB	99	MET	3.0
48	BG	165	ASP	3.0
49	BR	93	PHE	3.0
26	BD	25	THR	3.0
38	BM	31	PHE	3.0
46	BU	59	GLU	3.0
24	BI	53	PRO	3.0
6	CG	78	ARG	3.0
42	BN	66	ALA	3.0
49	BR	15	SER	3.0
26	BD	4	LEU	3.0
47	BF	138	PRO	3.0
18	AS	11	ASP	3.0
24	DI	136	GLY	3.0
20	AB	199	ILE	3.0
28	BP	48	ALA	3.0
48	BG	130	ILE	3.0
8	CI	31	GLN	3.0
10	AK	125	LYS	3.0
47	BF	99	PHE	3.0
50	BT	72	GLN	3.0
46	DU	27	VAL	3.0
20	CB	45	THR	3.0
47	DF	172	PHE	3.0
21	AU	35	GLU	3.0
24	DI	88	GLY	3.0
50	DT	5	GLU	3.0
34	B3	58	ILE	3.0
6	AG	21	LEU	3.0
35	DV	47	VAL	3.0
23	DB	1098	A	3.0
8	AI	31	GLN	3.0
3	AD	203	TYR	2.9
6	AG	5	VAL	2.9
40	BH	65	ALA	2.9
47	BF	96	TRP	2.9

Continued on next page...

Continued from previous page...

Mol	Chain	Res	Type	RSRZ
9	CJ	80	THR	2.9
52	BW	41	GLY	2.9
7	AH	62	LEU	2.9
20	CB	67	LEU	2.9
48	BG	85	LYS	2.9
24	DI	122	GLU	2.9
25	DC	34	GLU	2.9
20	CB	124	THR	2.9
18	CS	14	LEU	2.9
53	D6	48	ALA	2.9
24	DI	22	PRO	2.9
24	DI	100	ILE	2.9
24	DI	139	VAL	2.9
40	DH	99	ILE	2.9
43	BO	28	VAL	2.9
3	AD	3	TYR	2.9
23	BB	1730	C	2.9
28	BP	58	PHE	2.9
50	BT	4	GLU	2.9
46	DU	69	VAL	2.9
20	CB	160	LEU	2.9
24	BI	27	LEU	2.9
26	DD	118	PHE	2.9
41	DJ	45	THR	2.9
46	BU	76	THR	2.9
19	CT	65	LEU	2.9
43	BO	77	ALA	2.9
46	BU	58	VAL	2.9
11	AL	12	ALA	2.9
13	CN	19	TYR	2.9
24	BI	14	ALA	2.9
48	DG	150	TYR	2.9
6	AG	36	SER	2.9
40	BH	82	SER	2.9
8	AI	8	THR	2.9
8	AI	47	VAL	2.9
40	DH	117	LEU	2.9
6	CG	153	TYR	2.9
13	AN	55	SER	2.9
23	BB	1171	G	2.9
16	CQ	82	VAL	2.9
23	BB	1913	A	2.9

Continued on next page...

Continued from previous page...

Mol	Chain	Res	Type	RSRZ
43	DO	61	GLN	2.9
16	CQ	10	ARG	2.9
24	BI	71	LYS	2.9
6	AG	46	LEU	2.9
33	D1	35	LEU	2.9
43	DO	35	ILE	2.9
30	BY	7	THR	2.9
40	BH	125	THR	2.9
19	AT	52	GLU	2.9
47	BF	71	LYS	2.9
15	CP	57	ILE	2.8
40	BH	94	ILE	2.8
24	DI	75	ALA	2.8
39	BX	5	GLU	2.8
23	BB	1919	A	2.8
48	DG	104	LEU	2.8
4	AE	94	PHE	2.8
18	CS	49	ALA	2.8
24	BI	80	LYS	2.8
26	DD	32	ASN	2.8
8	AI	51	LEU	2.8
47	BF	152	ASP	2.8
35	DV	70	ILE	2.8
46	BU	33	VAL	2.8
20	AB	183	PHE	2.8
7	AH	73	SER	2.8
23	BB	1538	G	2.8
49	DR	86	GLN	2.8
45	BS	75	PHE	2.8
53	B6	103	ILE	2.8
20	CB	33	ALA	2.8
28	BP	98	TYR	2.8
12	AM	28	ARG	2.8
18	AS	57	VAL	2.8
48	DG	42	VAL	2.8
43	BO	2	ASP	2.8
48	DG	160	GLY	2.8
53	B6	106	LEU	2.8
20	CB	209	VAL	2.8
28	DP	91	VAL	2.8
52	BW	36	ILE	2.8
53	D6	55	ILE	2.8

Continued on next page...

Continued from previous page...

Mol	Chain	Res	Type	RSRZ
3	AD	174	ALA	2.8
23	DB	1065	U	2.8
24	BI	44	LYS	2.8
29	BE	153	LEU	2.8
48	BG	25	ILE	2.8
49	BR	5	PHE	2.8
48	BG	24	THR	2.8
15	CP	17	TYR	2.8
23	BB	2797	U	2.8
40	DH	5	LEU	2.8
18	AS	75	PRO	2.8
20	CB	213	LEU	2.8
37	BL	77	ILE	2.8
48	BG	171	LYS	2.8
52	DW	24	ARG	2.8
24	BI	116	MET	2.8
18	AS	76	THR	2.8
19	AT	37	ALA	2.8
31	D0	34	GLY	2.8
40	BH	124	THR	2.8
53	B6	76	LEU	2.8
18	CS	11	ASP	2.8
27	BK	10	VAL	2.8
49	BR	98	ILE	2.8
43	BO	65	THR	2.8
23	BB	1920	C	2.8
43	DO	28	VAL	2.8
52	DW	14	ASP	2.8
9	CJ	101	SER	2.7
17	AR	28	LEU	2.7
50	DT	16	VAL	2.7
53	D6	68	VAL	2.7
53	D6	100	TYR	2.7
9	CJ	40	ILE	2.7
18	CS	32	THR	2.7
19	AT	12	GLN	2.7
38	BM	128	THR	2.7
48	DG	147	LEU	2.7
12	CM	96	VAL	2.7
28	BP	69	VAL	2.7
30	DY	1	ALA	2.7
31	B0	55	ALA	2.7

Continued on next page...

Continued from previous page...

Mol	Chain	Res	Type	RSRZ
18	AS	44	ILE	2.7
49	BR	74	ILE	2.7
53	B6	105	PRO	2.7
38	BM	105	MET	2.7
9	AJ	38	GLY	2.7
41	BJ	54	ILE	2.7
28	DP	50	ARG	2.7
50	DT	49	LYS	2.7
23	DB	654	A	2.7
9	CJ	26	VAL	2.7
21	CU	37	TYR	2.7
24	BI	139	VAL	2.7
9	CJ	7	ARG	2.7
21	CU	24	LYS	2.7
30	BY	55	LYS	2.7
45	BS	51	LEU	2.7
50	BT	15	HIS	2.7
20	CB	49	PHE	2.7
9	CJ	25	ILE	2.7
15	AP	48	GLU	2.7
12	AM	29	SER	2.7
23	BB	62	U	2.7
24	BI	41	PHE	2.7
29	DE	150	THR	2.7
34	B3	13	PHE	2.7
40	DH	98	ASP	2.7
48	BG	121	THR	2.7
6	AG	140	VAL	2.7
15	CP	7	ALA	2.7
6	AG	76	SER	2.7
50	DT	1	MET	2.7
28	BP	42	PHE	2.7
26	BD	26	VAL	2.7
27	BK	104	THR	2.7
28	BP	61	ARG	2.7
12	AM	3	ILE	2.7
13	AN	48	GLN	2.7
29	BE	143	LEU	2.7
29	DE	159	LEU	2.7
53	D6	69	GLN	2.7
40	DH	120	GLY	2.7
12	CM	7	ASN	2.7

Continued on next page...

Continued from previous page...

Mol	Chain	Res	Type	RSRZ
23	BB	546	U	2.7
53	B6	64	ARG	2.7
9	CJ	83	THR	2.7
26	BD	75	ALA	2.7
41	DJ	63	ALA	2.7
53	B6	122	ALA	2.7
27	BK	8	LEU	2.7
19	CT	57	VAL	2.7
47	DF	30	VAL	2.7
49	BR	58	VAL	2.7
18	AS	42	ASN	2.7
29	DE	11	ALA	2.7
44	BQ	90	ASP	2.7
8	AI	40	ARG	2.7
43	BO	38	GLN	2.7
41	BJ	17	VAL	2.7
2	AC	41	TYR	2.7
43	BO	107	ALA	2.7
4	CE	155	LYS	2.7
7	AH	98	LEU	2.7
23	BB	2799	A	2.7
23	BB	1172	C	2.7
1	AA	82	G	2.7
3	AD	108	ALA	2.7
20	CB	40	ILE	2.7
24	DI	71	LYS	2.6
28	BP	1	SER	2.6
53	D6	36	ALA	2.7
29	DE	153	LEU	2.6
9	AJ	63	ASP	2.6
30	BY	8	GLN	2.6
48	DG	122	ALA	2.6
8	CI	126	PHE	2.6
24	BI	16	MET	2.6
37	BL	114	GLY	2.6
1	CA	1362	A	2.6
44	BQ	100	PHE	2.6
12	AM	33	LEU	2.6
32	D4	23	ILE	2.6
42	DN	98	LEU	2.6
23	BB	654	A	2.6
24	BI	20	SER	2.6

Continued on next page...

Continued from previous page...

Mol	Chain	Res	Type	RSRZ
21	AU	20	ARG	2.6
24	BI	56	VAL	2.6
24	DI	15	GLY	2.6
52	DW	19	ARG	2.6
6	AG	85	GLN	2.6
40	BH	18	GLN	2.6
50	BT	59	ASN	2.6
3	CD	190	LEU	2.6
35	BV	82	TYR	2.6
40	BH	12	LEU	2.6
50	DT	30	ILE	2.6
23	BB	136	G	2.6
4	AE	30	PHE	2.6
34	B3	22	LYS	2.6
8	CI	103	VAL	2.6
20	CB	195	VAL	2.6
24	BI	57	VAL	2.6
48	BG	136	ASP	2.6
12	CM	18	LEU	2.6
12	AM	114	PRO	2.6
15	CP	38	PHE	2.6
12	AM	84	CYS	2.6
23	BB	2138	G	2.6
24	DI	36	GLU	2.6
39	DX	46	VAL	2.6
29	BE	188	MET	2.6
49	BR	1	MET	2.6
53	D6	71	TRP	2.6
12	CM	94	LEU	2.6
26	DD	27	ILE	2.6
4	AE	147	ASN	2.6
47	BF	7	TYR	2.6
50	BT	83	ALA	2.6
53	D6	91	ASN	2.6
4	AE	128	GLY	2.6
38	BM	131	VAL	2.6
48	DG	172	GLU	2.6
52	BW	51	GLY	2.6
24	DI	5	GLN	2.6
35	DV	38	LEU	2.6
47	DF	71	LYS	2.6
37	DL	91	ASP	2.6

Continued on next page...

Continued from previous page...

Mol	Chain	Res	Type	RSRZ
47	BF	141	ASP	2.6
15	CP	66	THR	2.6
22	BA	52	A	2.6
20	CB	186	VAL	2.6
21	CU	23	GLU	2.6
49	BR	72	VAL	2.6
53	D6	21	LEU	2.6
38	DM	60	GLN	2.6
47	DF	91	ARG	2.6
50	DT	92	ASN	2.6
8	CI	128	LYS	2.6
43	BO	12	THR	2.6
5	CF	90	MET	2.6
23	BB	715	A	2.6
23	BB	1536	C	2.6
24	BI	121	ILE	2.6
42	DN	83	LEU	2.6
3	AD	106	PHE	2.6
29	DE	9	GLN	2.6
24	BI	89	SER	2.6
10	AK	118	ASN	2.6
25	DC	64	VAL	2.6
16	AQ	7	LEU	2.6
42	BN	83	LEU	2.6
48	BG	18	ILE	2.6
6	CG	61	PHE	2.6
20	CB	68	PHE	2.6
40	BH	102	ALA	2.6
43	BO	116	GLN	2.6
23	BB	2320	U	2.6
40	BH	114	GLU	2.6
43	DO	60	GLU	2.6
47	DF	27	VAL	2.6
49	BR	7	SER	2.6
52	BW	40	ARG	2.6
38	BM	20	LEU	2.6
43	BO	48	LEU	2.6
19	AT	38	ILE	2.6
31	B0	54	ILE	2.6
7	AH	44	PHE	2.5
28	DP	58	PHE	2.5
20	AB	159	ALA	2.5

Continued on next page...

Continued from previous page...

Mol	Chain	Res	Type	RSRZ
24	DI	112	LYS	2.5
40	BH	87	GLU	2.5
15	CP	37	GLY	2.5
41	DJ	64	VAL	2.5
5	AF	39	LEU	2.5
20	AB	26	MET	2.5
16	AQ	27	PHE	2.5
53	D6	101	ILE	2.5
24	DI	140	GLU	2.5
2	AC	90	VAL	2.5
8	CI	34	LEU	2.5
12	AM	82	LEU	2.5
15	CP	39	PHE	2.5
18	AS	29	PRO	2.5
47	DF	78	ILE	2.5
7	CH	129	ALA	2.5
18	CS	64	GLU	2.5
47	BF	156	THR	2.5
25	BC	17	LYS	2.5
5	AF	8	PHE	2.5
23	BB	1173	U	2.5
46	BU	84	PHE	2.5
26	DD	77	ARG	2.5
12	AM	4	ALA	2.5
6	AG	58	LEU	2.5
13	AN	15	LEU	2.5
29	DE	188	MET	2.5
35	DV	91	PHE	2.5
43	BO	36	TYR	2.5
2	AC	86	LEU	2.5
10	AK	95	THR	2.5
48	DG	158	GLY	2.5
18	AS	10	ILE	2.5
9	AJ	82	LYS	2.5
38	BM	37	GLY	2.5
25	DC	43	ASN	2.5
7	AH	125	ILE	2.5
26	BD	27	ILE	2.5
44	DQ	73	ILE	2.5
20	AB	86	CYS	2.5
35	BV	10	LYS	2.5
8	AI	66	VAL	2.5

Continued on next page...

Continued from previous page...

Mol	Chain	Res	Type	RSRZ
19	CT	35	TYR	2.5
43	BO	37	ALA	2.5
47	DF	82	TYR	2.5
31	B0	49	ARG	2.5
40	DH	27	ARG	2.5
43	BO	25	ARG	2.5
47	DF	155	ILE	2.5
24	DI	30	GLN	2.5
48	BG	172	GLU	2.5
2	AC	106	ARG	2.5
26	DD	100	LEU	2.5
48	BG	8	VAL	2.5
48	BG	168	VAL	2.5
49	BR	64	VAL	2.5
6	CG	8	GLN	2.5
40	DH	17	ASP	2.5
51	BZ	77	LYS	2.5
52	BW	44	PHE	2.5
12	AM	38	ILE	2.5
15	CP	67	ILE	2.5
31	D0	54	ILE	2.5
38	BM	65	ILE	2.5
1	AA	842	U	2.5
8	AI	34	LEU	2.5
19	AT	71	ALA	2.5
24	DI	40	ALA	2.5
48	DG	4	ALA	2.5
8	AI	19	PHE	2.5
46	DU	32	LYS	2.5
52	DW	59	PHE	2.5
23	DB	2147	A	2.5
29	BE	32	VAL	2.5
29	BE	196	VAL	2.5
30	BY	26	LEU	2.5
29	DE	168	ASP	2.5
52	BW	39	GLN	2.5
7	AH	13	ILE	2.5
24	BI	128	ILE	2.5
5	AF	35	LYS	2.4
12	CM	15	VAL	2.4
2	CC	167	TYR	2.4
40	BH	79	THR	2.4

Continued on next page...

Continued from previous page...

Mol	Chain	Res	Type	RSRZ
43	BO	109	ALA	2.4
13	AN	62	ARG	2.4
20	AB	43	GLU	2.4
28	BP	83	ILE	2.4
45	BS	74	ILE	2.4
30	BY	19	HIS	2.4
11	AL	103	CYS	2.4
40	DH	104	THR	2.4
13	AN	25	GLU	2.4
15	CP	4	ILE	2.4
16	AQ	58	VAL	2.4
18	AS	70	LEU	2.4
24	DI	65	SER	2.4
24	DI	127	SER	2.4
49	DR	96	VAL	2.4
42	BN	12	ARG	2.4
8	AI	65	THR	2.4
20	AB	66	ILE	2.4
53	D6	92	PRO	2.4
51	DZ	49	LEU	2.4
24	DI	14	ALA	2.4
44	BQ	105	PHE	2.4
11	AL	42	LYS	2.4
13	AN	30	ILE	2.4
48	DG	102	ILE	2.4
24	BI	25	PRO	2.4
29	BE	193	VAL	2.4
47	BF	168	LEU	2.4
47	BF	169	LEU	2.4
47	DF	111	ARG	2.4
23	DB	1099	G	2.4
23	DB	1537	G	2.4
28	BP	23	ASP	2.4
43	BO	97	PHE	2.4
7	AH	1	SER	2.4
13	AN	31	SER	2.4
41	BJ	121	LYS	2.4
50	BT	68	LYS	2.4
50	BT	84	TYR	2.4
10	AK	128	VAL	2.4
18	AS	78	THR	2.4
40	BH	32	PRO	2.4

Continued on next page...

Continued from previous page...

Mol	Chain	Res	Type	RSRZ
41	DJ	105	VAL	2.4
47	DF	70	ARG	2.4
13	AN	46	LYS	2.4
24	BI	141	ASP	2.4
27	BK	84	CYS	2.4
23	BB	1910	G	2.4
27	BK	45	GLU	2.4
28	BP	109	ILE	2.4
6	CG	90	VAL	2.4
7	AH	58	LEU	2.4
47	DF	80	GLN	2.4
20	AB	99	MET	2.4
29	DE	32	VAL	2.4
40	BH	107	GLY	2.4
53	D6	59	THR	2.4
33	B1	51	ALA	2.4
13	AN	23	ARG	2.4
18	CS	3	SER	2.4
7	AH	24	VAL	2.4
19	CT	60	GLN	2.4
20	AB	198	VAL	2.4
44	DQ	55	GLN	2.4
28	BP	44	GLY	2.4
48	DG	167	VAL	2.4
1	AA	212	G	2.4
48	BG	35	THR	2.4
6	CG	4	ARG	2.4
6	CG	89	GLU	2.4
30	BY	58	GLU	2.4
40	DH	69	ALA	2.4
31	B0	42	ILE	2.4
44	BQ	101	ASP	2.4
49	BR	70	GLU	2.4
53	B6	101	ILE	2.4
32	B4	25	VAL	2.4
40	DH	136	SER	2.4
46	BU	48	VAL	2.4
48	BG	49	LEU	2.4
53	B6	140	LEU	2.4
24	BI	67	THR	2.4
1	CA	1032	G	2.4
9	CJ	85	ASP	2.4

Continued on next page...

Continued from previous page...

Mol	Chain	Res	Type	RSRZ
24	DI	54	ILE	2.4
3	AD	83	GLY	2.4
8	AI	4	GLN	2.4
18	AS	18	VAL	2.4
28	BP	19	PHE	2.4
52	DW	44	PHE	2.4
21	CU	43	GLU	2.4
13	AN	27	LYS	2.4
24	BI	114	ALA	2.4
40	BH	23	ALA	2.4
18	AS	39	ILE	2.4
43	DO	58	ILE	2.4
48	BG	120	ILE	2.4
9	AJ	35	GLN	2.4
13	CN	23	ARG	2.4
19	AT	81	GLN	2.4
23	DB	1173	U	2.4
15	CP	45	GLU	2.4
20	AB	181	PRO	2.4
37	BL	144	GLU	2.4
20	CB	212	TYR	2.4
11	AL	81	ILE	2.4
16	CQ	6	THR	2.4
19	CT	2	ASN	2.4
28	BP	90	ALA	2.4
35	BV	30	ILE	2.4
38	DM	113	ALA	2.4
4	AE	92	ARG	2.3
23	DB	899	A	2.3
48	DG	16	VAL	2.3
49	BR	96	VAL	2.3
50	DT	69	ARG	2.3
1	CA	1286	U	2.3
19	CT	52	GLU	2.3
21	AU	23	GLU	2.3
23	BB	653	U	2.3
46	DU	59	GLU	2.3
5	AF	6	ILE	2.3
23	DB	2148	G	2.3
49	DR	2	TYR	2.3
20	CB	56	LEU	2.3
6	CG	69	ARG	2.3

Continued on next page...

Continued from previous page...

Mol	Chain	Res	Type	RSRZ
24	BI	117	THR	2.3
25	BC	64	VAL	2.3
40	BH	128	HIS	2.3
50	BT	57	VAL	2.3
21	AU	36	PHE	2.3
27	BK	112	PHE	2.3
11	AL	43	LYS	2.3
5	AF	36	ILE	2.3
23	DB	1082	U	2.3
29	DE	59	PRO	2.3
35	BV	57	TYR	2.3
41	DJ	54	ILE	2.3
45	BS	103	ILE	2.3
41	BJ	35	ARG	2.3
18	AS	71	GLY	2.3
28	DP	114	ASN	2.3
40	DH	47	PHE	2.3
41	BJ	112	GLY	2.3
47	BF	157	THR	2.3
48	BG	160	GLY	2.3
48	BG	15	ASP	2.3
9	AJ	72	ARG	2.3
35	DV	30	ILE	2.3
46	BU	93	ARG	2.3
18	CS	58	PRO	2.3
5	AF	96	VAL	2.3
7	AH	81	GLY	2.3
9	AJ	74	VAL	2.3
28	BP	46	VAL	2.3
50	DT	53	VAL	2.3
52	BW	77	LYS	2.3
41	DJ	80	HIS	2.3
18	CS	62	THR	2.3
33	D1	6	GLU	2.3
49	BR	13	ARG	2.3
21	AU	37	TYR	2.3
40	BH	148	ALA	2.3
38	BM	36	VAL	2.3
46	DU	97	SER	2.3
48	BG	167	VAL	2.3
5	AF	5	GLU	2.3
40	BH	145	ASN	2.3

Continued on next page...

Continued from previous page...

Mol	Chain	Res	Type	RSRZ
41	DJ	1	MET	2.3
10	AK	110	THR	2.3
21	CU	34	ARG	2.3
24	DI	70	THR	2.3
26	DD	202	ILE	2.3
43	DO	62	LEU	2.3
48	BG	118	ALA	2.3
53	B6	21	LEU	2.3
13	CN	76	PHE	2.3
15	CP	24	SER	2.3
24	BI	55	PRO	2.3
26	BD	5	VAL	2.3
40	DH	16	GLY	2.3
9	CJ	99	GLN	2.3
24	BI	96	LYS	2.3
48	BG	87	GLN	2.3
42	DN	112	TYR	2.3
47	DF	169	LEU	2.3
18	CS	9	PHE	2.3
43	BO	39	VAL	2.3
49	BR	47	VAL	2.3
50	DT	31	VAL	2.3
50	DT	55	VAL	2.3
39	BX	13	GLU	2.3
47	BF	56	LEU	2.3
7	AH	129	ALA	2.3
27	DK	104	THR	2.3
29	BE	187	VAL	2.3
47	BF	12	VAL	2.3
53	D6	115	VAL	2.3
21	CU	20	ARG	2.3
47	BF	125	GLY	2.3
32	D4	2	LYS	2.3
40	BH	131	SER	2.3
25	DC	109	LEU	2.3
12	CM	22	TYR	2.3
35	DV	63	ILE	2.3
37	BL	111	ILE	2.3
29	DE	128	ALA	2.3
30	BY	54	VAL	2.3
52	BW	78	PHE	2.3
9	AJ	75	ASP	2.3

Continued on next page...

Continued from previous page...

Mol	Chain	Res	Type	RSRZ
53	D6	34	ASN	2.3
38	BM	34	LYS	2.3
50	BT	66	LYS	2.3
6	AG	19	SER	2.3
40	BH	117	LEU	2.3
2	AC	99	GLN	2.3
6	CG	51	GLN	2.3
11	AL	51	VAL	2.3
12	AM	78	ARG	2.3
47	BF	135	ILE	2.3
47	DF	33	ILE	2.3
18	AS	59	VAL	2.3
34	D3	13	PHE	2.3
23	BB	1170	C	2.3
8	AI	58	GLU	2.3
7	CH	92	PRO	2.3
15	CP	1	MET	2.3
22	DA	52	A	2.3
40	BH	133	GLN	2.3
44	BQ	63	ARG	2.3
47	DF	84	ILE	2.3
18	CS	57	VAL	2.3
20	AB	175	ALA	2.3
43	DO	117	PHE	2.3
48	DG	171	LYS	2.3
49	DR	67	GLY	2.3
20	CB	35	ASN	2.3
23	BB	2402	U	2.3
26	BD	35	THR	2.3
40	DH	1	MET	2.3
48	BG	88	LEU	2.3
52	BW	19	ARG	2.3
20	AB	68	PHE	2.3
53	B6	81	LYS	2.3
40	BH	109	GLU	2.2
34	B3	60	CYS	2.2
10	CK	55	ARG	2.2
40	BH	27	ARG	2.2
3	CD	106	PHE	2.2
12	AM	8	ILE	2.2
30	DY	4	ILE	2.2
36	B2	46	LYS	2.2

Continued on next page...

Continued from previous page...

Mol	Chain	Res	Type	RSRZ
52	DW	43	LYS	2.2
51	DZ	51	VAL	2.2
26	DD	59	ARG	2.2
28	BP	112	ARG	2.2
48	BG	169	ARG	2.2
26	BD	108	ASP	2.2
26	DD	91	THR	2.2
8	AI	50	PRO	2.2
8	CI	18	VAL	2.2
23	DB	1174	U	2.2
29	BE	119	ILE	2.2
29	DE	146	VAL	2.2
42	BN	102	PHE	2.2
48	DG	23	ILE	2.2
9	AJ	86	ALA	2.2
48	BG	150	TYR	2.2
50	BT	35	ALA	2.2
53	D6	78	ALA	2.2
9	AJ	9	ARG	2.2
51	DZ	77	LYS	2.2
1	CA	1441	A	2.2
19	AT	26	MET	2.2
18	AS	60	PHE	2.2
23	BB	1535	A	2.2
44	DQ	105	PHE	2.2
24	DI	19	PRO	2.2
45	DS	47	VAL	2.2
6	AG	80	GLY	2.2
20	CB	217	ALA	2.2
53	B6	26	ALA	2.2
23	BB	1726	C	2.2
38	DM	1	MET	2.2
4	CE	71	ILE	2.2
26	DD	14	ILE	2.2
9	CJ	72	ARG	2.2
2	CC	166	TRP	2.2
43	BO	115	LEU	2.2
37	BL	68	SER	2.2
7	CH	44	PHE	2.2
7	CH	71	VAL	2.2
20	CB	39	ILE	2.2
32	B4	12	ARG	2.2

Continued on next page...

Continued from previous page...

Mol	Chain	Res	Type	RSRZ
37	DL	123	ARG	2.2
41	BJ	56	VAL	2.2
51	DZ	47	VAL	2.2
6	AG	39	GLU	2.2
12	AM	67	ASP	2.2
43	DO	89	ASP	2.2
26	BD	209	ALA	2.2
43	DO	110	ALA	2.2
47	BF	21	TYR	2.2
49	BR	67	GLY	2.2
22	DA	25	U	2.2
23	DB	1094	U	2.2
8	AI	64	ILE	2.2
24	DI	12	VAL	2.2
50	BT	31	VAL	2.2
38	BM	110	GLU	2.2
2	CC	41	TYR	2.2
47	BF	130	GLY	2.2
19	AT	46	ALA	2.2
16	CQ	69	THR	2.2
29	DE	5	LEU	2.2
42	BN	70	THR	2.2
20	AB	8	MET	2.2
23	BB	2139	U	2.2
23	DB	1101	U	2.2
40	BH	42	LYS	2.2
48	BG	51	PHE	2.2
46	DU	11	ILE	2.2
49	BR	73	LYS	2.2
8	AI	101	GLY	2.2
40	DH	129	GLU	2.2
4	AE	109	ALA	2.2
40	BH	111	ALA	2.2
29	DE	3	LEU	2.2
20	CB	94	ARG	2.2
23	DB	1059	G	2.2
28	BP	50	ARG	2.2
52	DW	65	LYS	2.2
53	B6	30	THR	2.2
18	CS	50	VAL	2.2
28	BP	76	HIS	2.2
24	BI	28	GLY	2.2

Continued on next page...

Continued from previous page...

Mol	Chain	Res	Type	RSRZ
47	DF	69	ALA	2.2
48	BG	147	LEU	2.2
41	BJ	97	PRO	2.2
14	AO	59	MET	2.2
26	DD	151	THR	2.2
20	AB	186	VAL	2.2
29	BE	149	ILE	2.2
13	CN	62	ARG	2.2
17	AR	63	TYR	2.2
23	BB	138	U	2.2
40	BH	64	ALA	2.2
43	DO	109	ALA	2.2
45	DS	12	SER	2.2
47	BF	142	TYR	2.2
18	CS	75	PRO	2.2
38	DM	31	PHE	2.2
15	AP	21	VAL	2.2
15	AP	67	ILE	2.2
27	BK	35	VAL	2.2
33	D1	16	THR	2.2
26	BD	195	GLY	2.2
26	DD	53	GLY	2.2
8	AI	21	LYS	2.2
8	AI	48	ARG	2.2
12	CM	108	ARG	2.2
21	CU	46	ARG	2.2
8	CI	93	LEU	2.2
9	CJ	90	LEU	2.2
40	BH	100	ALA	2.2
24	BI	38	CYS	2.2
15	AP	1	MET	2.2
29	BE	169	VAL	2.2
37	BL	110	VAL	2.2
42	DN	29	VAL	2.2
3	AD	43	ARG	2.2
8	CI	118	ARG	2.2
12	CM	91	ARG	2.2
40	BH	83	LYS	2.2
43	BO	100	HIS	2.2
46	BU	42	LYS	2.2
50	BT	70	HIS	2.2
51	BZ	49	LEU	2.1

Continued on next page...

Continued from previous page...

Mol	Chain	Res	Type	RSRZ
24	DI	13	ALA	2.1
32	B4	6	SER	2.1
27	DK	35	VAL	2.1
37	DL	85	VAL	2.1
50	DT	14	PRO	2.1
9	CJ	59	LYS	2.1
13	AN	52	ARG	2.1
20	CB	127	LYS	2.1
24	DI	24	GLY	2.1
7	CH	39	LEU	2.1
17	CR	66	LEU	2.1
18	CS	13	HIS	2.1
49	DR	43	ASN	2.1
24	BI	82	ALA	2.1
48	DG	57	TYR	2.1
28	DP	19	PHE	2.1
34	B3	21	PHE	2.1
38	DM	117	PHE	2.1
13	CN	48	GLN	2.1
38	BM	60	GLN	2.1
20	CB	46	VAL	2.1
24	BI	22	PRO	2.1
37	BL	76	GLU	2.1
47	DF	163	GLU	2.1
9	AJ	85	ASP	2.1
46	DU	17	ASP	2.1
6	CG	84	TYR	2.1
24	DI	18	ASN	2.1
47	BF	106	ALA	2.1
48	BG	114	HIS	2.1
38	BM	6	ARG	2.1
48	BG	34	ARG	2.1
12	CM	6	ILE	2.1
47	DF	24	VAL	2.1
50	BT	5	GLU	2.1
24	BI	31	GLY	2.1
26	BD	3	GLY	2.1
9	CJ	87	LEU	2.1
20	CB	147	LEU	2.1
44	DQ	94	LEU	2.1
46	BU	40	LEU	2.1
47	DF	141	ASP	2.1

Continued on next page...

Continued from previous page...

Mol	Chain	Res	Type	RSRZ
50	DT	11	LEU	2.1
11	AL	58	ASN	2.1
19	AT	2	ASN	2.1
20	AB	184	ALA	2.1
20	CB	125	PHE	2.1
35	BV	83	LYS	2.1
38	BM	35	ALA	2.1
8	CI	64	ILE	2.1
28	BP	63	ILE	2.1
4	CE	50	GLY	2.1
12	AM	45	SER	2.1
46	BU	15	GLY	2.1
47	DF	83	PRO	2.1
48	BG	20	GLY	2.1
1	AA	207	C	2.1
3	AD	72	ARG	2.1
4	AE	127	TYR	2.1
23	DB	1100	C	2.1
50	BT	19	LYS	2.1
24	BI	93	ASN	2.1
26	BD	185	ASN	2.1
7	CH	120	LEU	2.1
12	AM	47	LEU	2.1
12	AM	93	GLY	2.1
6	AG	75	LYS	2.1
29	DE	10	SER	2.1
15	AP	38	PHE	2.1
47	BF	114	ARG	2.1
23	BB	2602	A	2.1
43	BO	110	ALA	2.1
3	AD	122	ILE	2.1
15	CP	19	VAL	2.1
11	CL	96	THR	2.1
19	CT	66	ILE	2.1
23	DB	544	C	2.1
38	DM	126	ILE	2.1
48	BG	161	VAL	2.1
24	BI	72	THR	2.1
24	BI	118	GLY	2.1
40	DH	18	GLN	2.1
29	BE	12	LEU	2.1
5	AF	66	ALA	2.1

Continued on next page...

Continued from previous page...

Mol	Chain	Res	Type	RSRZ
8	CI	89	TYR	2.1
2	CC	55	VAL	2.1
46	DU	87	GLU	2.1
53	B6	180	GLU	2.1
47	BF	59	ILE	2.1
7	AH	110	MET	2.1
9	CJ	35	GLN	2.1
11	AL	11	ARG	2.1
12	CM	92	ARG	2.1
23	BB	2141	G	2.1
27	BK	49	ARG	2.1
41	DJ	57	LEU	2.1
47	BF	8	LYS	2.1
24	DI	62	ALA	2.1
41	BJ	20	ALA	2.1
50	DT	83	ALA	2.1
6	AG	35	LYS	2.1
6	CG	41	ILE	2.1
18	CS	18	VAL	2.1
20	CB	126	ASP	2.1
26	DD	104	VAL	2.1
32	D4	15	LYS	2.1
41	DJ	101	ILE	2.1
45	BS	71	VAL	2.1
49	BR	4	VAL	2.1
18	AS	68	HIS	2.1
49	DR	12	HIS	2.1
52	DW	36	ILE	2.1
7	CH	62	LEU	2.1
12	AM	55	LEU	2.1
27	BK	86	LEU	2.1
41	DJ	82	GLY	2.1
50	BT	11	LEU	2.1
53	B6	29	ARG	2.1
22	BA	87	U	2.1
24	DI	9	LYS	2.1
24	DI	119	ALA	2.1
11	CL	68	GLY	2.1
20	CB	14	HIS	2.1
38	DM	102	LEU	2.1
53	B6	143	LEU	2.1
45	BS	39	THR	2.1

Continued on next page...

Continued from previous page...

Mol	Chain	Res	Type	RSRZ
9	AJ	39	PRO	2.1
10	AK	65	ALA	2.1
11	AL	92	VAL	2.1
26	DD	75	ALA	2.1
29	BE	120	VAL	2.1
35	DV	72	VAL	2.1
12	AM	44	ILE	2.1
17	AR	38	ILE	2.1
38	BM	96	ILE	2.1
6	CG	119	LEU	2.1
20	AB	158	ASP	2.1
34	B3	32	LEU	2.1
42	BN	98	LEU	2.1
4	CE	30	PHE	2.1
2	AC	155	ARG	2.1
7	AH	57	GLU	2.1
19	CT	14	GLU	2.1
15	AP	22	ALA	2.1
29	BE	59	PRO	2.1
45	BS	21	ALA	2.1
48	DG	40	VAL	2.1
50	DT	85	VAL	2.1
20	CB	156	LEU	2.1
40	DH	15	LEU	2.1
41	BJ	140	LEU	2.1
44	BQ	17	LEU	2.1
18	AS	55	GLN	2.0
23	BB	2104	C	2.1
29	BE	98	LYS	2.0
24	BI	111	THR	2.0
24	DI	69	VAL	2.0
40	DH	146	VAL	2.0
43	BO	50	ALA	2.0
47	DF	20	ASN	2.0
27	BK	39	ILE	2.0
50	BT	14	PRO	2.0
1	CA	1493	A	2.0
18	CS	20	LYS	2.0
20	CB	104	LYS	2.0
26	BD	114	LYS	2.0
6	AG	3	ARG	2.0
25	BC	250	GLN	2.0

Continued on next page...

Continued from previous page...

Mol	Chain	Res	Type	RSRZ
34	B3	50	SER	2.0
45	BS	95	ARG	2.0
24	BI	107	GLU	2.0
3	CD	36	ALA	2.0
37	DL	110	VAL	2.0
46	BU	27	VAL	2.0
50	BT	58	VAL	2.0
13	CN	15	LEU	2.0
16	CQ	66	LEU	2.0
19	AT	65	LEU	2.0
28	BP	3	ILE	2.0
4	AE	158	LYS	2.0
21	AU	24	LYS	2.0
22	DA	87	U	2.0
20	CB	153	MET	2.0
6	CG	64	ALA	2.0
37	DL	89	VAL	2.0
26	DD	52	THR	2.0
27	BK	9	ASN	2.0
40	DH	68	ARG	2.0
46	DU	5	ARG	2.0
50	BT	69	ARG	2.0
52	DW	33	GLY	2.0
6	CG	25	PHE	2.0
44	DQ	100	PHE	2.0
1	AA	1078	U	2.0
23	DB	646	U	2.0
20	AB	55	GLU	2.0
20	CB	93	HIS	2.0
27	BK	85	VAL	2.0
30	DY	50	VAL	2.0
40	BH	101	ASP	2.0
47	BF	117	SER	2.0
10	CK	128	VAL	2.0
28	BP	99	LEU	2.0
53	D6	3	LEU	2.0
8	AI	102	PHE	2.0
16	CQ	36	PHE	2.0
20	AB	200	PRO	2.0
28	BP	75	THR	2.0
47	DF	62	GLN	2.0
11	AL	86	VAL	2.0

Continued on next page...

Continued from previous page...

Mol	Chain	Res	Type	RSRZ
2	AC	156	LEU	2.0
11	CL	37	TYR	2.0
34	B3	23	HIS	2.0
45	BS	7	HIS	2.0
47	DF	68	LYS	2.0
7	AH	6	ILE	2.0
29	DE	190	ALA	2.0
40	DH	75	LEU	2.0
32	D4	38	GLY	2.0
48	DG	20	GLY	2.0
13	AN	76	PHE	2.0
23	DB	1913	A	2.0
28	BP	26	GLU	2.0
16	AQ	38	LYS	2.0
19	AT	18	LYS	2.0
38	BM	42	THR	2.0
40	BH	104	THR	2.0
48	BG	33	THR	2.0
53	B6	107	THR	2.0
46	BU	45	GLN	2.0
4	CE	10	LEU	2.0
6	AG	42	VAL	2.0
7	AH	39	LEU	2.0
19	AT	23	ARG	2.0
48	BG	40	VAL	2.0

6.2 Non-standard residues in protein, DNA, RNA chains [i](#)

There are no non-standard protein/DNA/RNA residues in this entry.

6.3 Carbohydrates [i](#)

There are no monosaccharides in this entry.

6.4 Ligands [i](#)

In the following table, the Atoms column lists the number of modelled atoms in the group and the number defined in the chemical component dictionary. The B-factors column lists the minimum, median, 95th percentile and maximum values of B factors of atoms in the group. The column labelled 'Q < 0.9' lists the number of atoms with occupancy less than 0.9.

Mol	Type	Chain	Res	Atoms	RSCC	RSR	B-factors(\AA^2)	Q<0.9
54	MG	BB	3093	1/1	0.21	0.64	38,38,38,38	1
54	MG	DB	3059	1/1	0.39	0.15	65,65,65,65	1
54	MG	AA	2025	1/1	0.42	0.70	54,54,54,54	1
54	MG	DB	3060	1/1	0.48	0.10	89,89,89,89	0
54	MG	AA	2059	1/1	0.51	2.00	127,127,127,127	0
54	MG	BB	3100	1/1	0.51	0.58	75,75,75,75	1
54	MG	AA	2039	1/1	0.52	0.37	108,108,108,108	0
54	MG	DB	3052	1/1	0.55	0.35	114,114,114,114	0
54	MG	BB	3010	1/1	0.61	0.15	70,70,70,70	0
54	MG	BB	3081	1/1	0.62	0.23	35,35,35,35	0
54	MG	BB	3042	1/1	0.63	0.10	123,123,123,123	0
54	MG	BB	3097	1/1	0.65	0.13	101,101,101,101	0
54	MG	DB	3066	1/1	0.65	0.28	63,63,63,63	1
54	MG	BB	3037	1/1	0.68	0.10	23,23,23,23	0
54	MG	AA	2014	1/1	0.69	0.13	101,101,101,101	0
54	MG	DB	3030	1/1	0.69	0.35	47,47,47,47	0
54	MG	AA	2037	1/1	0.69	1.61	139,139,139,139	0
54	MG	BB	3046	1/1	0.70	0.17	69,69,69,69	0
55	ZN	B4	101	1/1	0.70	0.09	55,55,55,55	0
54	MG	AA	2023	1/1	0.71	0.30	32,32,32,32	1
54	MG	DB	3058	1/1	0.71	2.01	145,145,145,145	0
54	MG	AA	2043	1/1	0.71	0.11	42,42,42,42	0
54	MG	CA	1634	1/1	0.72	0.11	32,32,32,32	0
54	MG	BB	3008	1/1	0.72	0.24	93,93,93,93	0
54	MG	BB	3049	1/1	0.73	0.14	26,26,26,26	0
54	MG	AA	2026	1/1	0.75	0.16	5,5,5,5	1
54	MG	DB	3015	1/1	0.75	0.11	60,60,60,60	0
54	MG	CA	1623	1/1	0.75	0.18	101,101,101,101	0
54	MG	DB	3022	1/1	0.76	0.17	32,32,32,32	0
54	MG	BB	3090	1/1	0.76	0.18	78,78,78,78	0
54	MG	CA	1641	1/1	0.77	0.21	61,61,61,61	0
54	MG	CA	1615	1/1	0.77	0.14	121,121,121,121	0
54	MG	AA	2042	1/1	0.78	0.12	32,32,32,32	0
54	MG	DB	3064	1/1	0.78	0.15	37,37,37,37	0
54	MG	CA	1633	1/1	0.78	0.12	42,42,42,42	0
54	MG	CA	1654	1/1	0.78	0.15	52,52,52,52	0
54	MG	AA	2022	1/1	0.79	0.29	77,77,77,77	0
54	MG	AA	2053	1/1	0.79	0.17	46,46,46,46	0
54	MG	BB	3073	1/1	0.80	0.17	70,70,70,70	0
54	MG	CA	1619	1/1	0.80	0.10	51,51,51,51	0
54	MG	CA	1622	1/1	0.80	0.08	46,46,46,46	0
54	MG	DB	3085	1/1	0.81	0.12	5,5,5,5	0
54	MG	CA	1608	1/1	0.82	0.11	106,106,106,106	0

Continued on next page...

Continued from previous page...

Mol	Type	Chain	Res	Atoms	RSCC	RSR	B-factors(\AA^2)	Q<0.9
54	MG	BB	3079	1/1	0.82	0.12	63,63,63,63	0
54	MG	CA	1635	1/1	0.83	0.07	55,55,55,55	0
54	MG	BB	3094	1/1	0.83	0.09	21,21,21,21	0
54	MG	DB	3074	1/1	0.83	0.08	30,30,30,30	0
54	MG	AA	2002	1/1	0.83	0.14	85,85,85,85	0
54	MG	DB	3034	1/1	0.83	0.19	82,82,82,82	0
54	MG	BB	3031	1/1	0.84	0.11	46,46,46,46	0
54	MG	AA	2050	1/1	0.84	0.12	101,101,101,101	0
54	MG	AA	2008	1/1	0.84	0.16	94,94,94,94	0
54	MG	AA	2018	1/1	0.84	0.07	78,78,78,78	0
54	MG	BB	3047	1/1	0.84	0.11	70,70,70,70	0
54	MG	AA	2012	1/1	0.84	0.06	63,63,63,63	0
54	MG	CA	1648	1/1	0.84	0.15	47,47,47,47	0
54	MG	BB	3051	1/1	0.84	0.11	35,35,35,35	0
54	MG	DB	3013	1/1	0.84	0.22	47,47,47,47	0
54	MG	AA	2030	1/1	0.84	0.09	102,102,102,102	0
54	MG	DB	3100	1/1	0.84	0.11	17,17,17,17	0
54	MG	DB	3110	1/1	0.84	0.26	40,40,40,40	0
54	MG	BB	3017	1/1	0.84	0.15	59,59,59,59	0
54	MG	AA	2049	1/1	0.85	0.08	90,90,90,90	0
54	MG	AA	2019	1/1	0.85	0.13	120,120,120,120	0
54	MG	BB	3014	1/1	0.85	0.14	58,58,58,58	0
54	MG	AA	2032	1/1	0.85	0.43	64,64,64,64	0
54	MG	DB	3063	1/1	0.85	0.15	28,28,28,28	0
54	MG	AA	2045	1/1	0.85	0.07	63,63,63,63	0
54	MG	BB	3028	1/1	0.86	0.17	46,46,46,46	0
54	MG	AA	2047	1/1	0.86	0.48	126,126,126,126	0
54	MG	BB	3102	1/1	0.86	0.09	38,38,38,38	0
54	MG	BB	3053	1/1	0.86	0.07	61,61,61,61	0
54	MG	CA	1627	1/1	0.86	0.37	5,5,5,5	1
54	MG	CA	1652	1/1	0.86	0.09	54,54,54,54	0
54	MG	BB	3099	1/1	0.87	0.12	51,51,51,51	0
54	MG	DB	3048	1/1	0.87	0.11	41,41,41,41	0
54	MG	DB	3068	1/1	0.87	0.16	8,8,8,8	0
54	MG	BB	3044	1/1	0.87	0.14	70,70,70,70	0
54	MG	DB	3083	1/1	0.87	0.14	72,72,72,72	0
54	MG	BB	3054	1/1	0.87	0.10	57,57,57,57	0
54	MG	BB	3061	1/1	0.87	0.07	38,38,38,38	0
54	MG	DB	3025	1/1	0.87	0.13	28,28,28,28	0
54	MG	BB	3087	1/1	0.87	0.25	100,100,100,100	0
54	MG	CA	1660	1/1	0.88	0.08	96,96,96,96	0
54	MG	BB	3077	1/1	0.88	0.07	36,36,36,36	0

Continued on next page...

Continued from previous page...

Mol	Type	Chain	Res	Atoms	RSCC	RSR	B-factors(\AA^2)	Q<0.9
54	MG	DB	3045	1/1	0.88	0.08	61,61,61,61	0
54	MG	DB	3097	1/1	0.88	0.13	32,32,32,32	0
54	MG	BB	3104	1/1	0.88	0.14	20,20,20,20	0
54	MG	AA	2035	1/1	0.88	0.10	102,102,102,102	0
54	MG	CA	1611	1/1	0.88	0.11	81,81,81,81	0
54	MG	CA	1644	1/1	0.89	0.11	52,52,52,52	0
54	MG	CA	1616	1/1	0.89	0.09	42,42,42,42	0
54	MG	DB	3057	1/1	0.89	0.09	40,40,40,40	0
54	MG	AA	2046	1/1	0.89	0.09	46,46,46,46	0
54	MG	BB	3032	1/1	0.89	0.12	34,34,34,34	0
54	MG	BB	3033	1/1	0.89	0.19	94,94,94,94	0
54	MG	DB	3003	1/1	0.89	0.16	29,29,29,29	0
54	MG	BB	3016	1/1	0.89	0.18	34,34,34,34	0
54	MG	BB	3052	1/1	0.89	0.09	25,25,25,25	0
54	MG	BB	3038	1/1	0.89	0.10	98,98,98,98	0
54	MG	BB	3009	1/1	0.89	0.14	87,87,87,87	0
54	MG	DB	3029	1/1	0.89	0.15	67,67,67,67	0
54	MG	CA	1638	1/1	0.89	0.12	90,90,90,90	0
54	MG	DB	3032	1/1	0.89	0.12	33,33,33,33	0
54	MG	DB	3033	1/1	0.89	0.12	20,20,20,20	0
54	MG	AA	2044	1/1	0.89	0.09	47,47,47,47	0
54	MG	CA	1643	1/1	0.89	0.08	20,20,20,20	0
54	MG	AA	2006	1/1	0.90	0.06	71,71,71,71	0
54	MG	BB	3056	1/1	0.90	0.07	31,31,31,31	0
54	MG	DB	3055	1/1	0.90	0.12	17,17,17,17	0
54	MG	AA	2028	1/1	0.90	0.10	66,66,66,66	0
54	MG	BB	3068	1/1	0.90	0.12	43,43,43,43	0
54	MG	CA	1637	1/1	0.90	0.10	53,53,53,53	0
54	MG	BB	3070	1/1	0.90	0.10	35,35,35,35	0
54	MG	AA	2057	1/1	0.90	0.62	93,93,93,93	0
54	MG	BB	3110	1/1	0.90	0.14	56,56,56,56	0
54	MG	CA	1658	1/1	0.91	0.19	33,33,33,33	0
54	MG	CA	1628	1/1	0.91	0.11	38,38,38,38	0
54	MG	AA	2060	1/1	0.91	0.05	75,75,75,75	0
54	MG	BB	3059	1/1	0.91	0.11	32,32,32,32	0
54	MG	CE	201	1/1	0.91	0.20	102,102,102,102	0
54	MG	DB	3017	1/1	0.91	0.13	18,18,18,18	0
54	MG	DB	3018	1/1	0.91	0.12	23,23,23,23	0
54	MG	BB	3007	1/1	0.91	0.11	74,74,74,74	0
54	MG	BB	3062	1/1	0.91	0.18	41,41,41,41	0
54	MG	BB	3063	1/1	0.91	0.14	52,52,52,52	0
54	MG	BB	3039	1/1	0.91	0.15	43,43,43,43	0

Continued on next page...

Continued from previous page...

Mol	Type	Chain	Res	Atoms	RSCC	RSR	B-factors(\AA^2)	Q<0.9
54	MG	AA	2027	1/1	0.91	0.21	62,62,62,62	0
54	MG	AA	2056	1/1	0.91	0.32	46,46,46,46	0
54	MG	DB	3090	1/1	0.91	0.07	49,49,49,49	0
54	MG	DB	3095	1/1	0.91	0.38	19,19,19,19	1
54	MG	BB	3076	1/1	0.91	0.07	43,43,43,43	0
54	MG	BB	3034	1/1	0.91	0.13	35,35,35,35	0
54	MG	CA	1657	1/1	0.91	0.12	62,62,62,62	0
54	MG	DB	3050	1/1	0.91	0.05	70,70,70,70	0
54	MG	BB	3003	1/1	0.92	0.11	47,47,47,47	0
54	MG	BB	3005	1/1	0.92	0.10	24,24,24,24	0
54	MG	CA	1624	1/1	0.92	0.10	22,22,22,22	0
54	MG	BB	3015	1/1	0.92	0.10	40,40,40,40	0
54	MG	AA	2058	1/1	0.92	0.06	88,88,88,88	0
54	MG	CA	1629	1/1	0.92	0.07	20,20,20,20	1
54	MG	AA	2051	1/1	0.92	0.11	80,80,80,80	0
54	MG	DB	3073	1/1	0.92	0.10	29,29,29,29	0
54	MG	CA	1659	1/1	0.92	0.11	64,64,64,64	0
54	MG	DB	3079	1/1	0.92	0.08	34,34,34,34	0
54	MG	BB	3025	1/1	0.92	0.13	49,49,49,49	0
54	MG	CA	1661	1/1	0.92	0.06	49,49,49,49	0
54	MG	AA	2031	1/1	0.92	0.09	51,51,51,51	0
54	MG	BB	3085	1/1	0.92	0.16	56,56,56,56	0
54	MG	DB	3054	1/1	0.92	0.08	25,25,25,25	0
54	MG	CA	1620	1/1	0.92	0.06	58,58,58,58	0
54	MG	DB	3108	1/1	0.92	0.11	11,11,11,11	0
54	MG	DB	3056	1/1	0.92	0.10	11,11,11,11	0
54	MG	CA	1621	1/1	0.92	0.41	110,110,110,110	0
54	MG	AA	2020	1/1	0.93	0.09	84,84,84,84	0
54	MG	BB	3078	1/1	0.93	0.10	47,47,47,47	0
54	MG	AA	2038	1/1	0.93	0.11	63,63,63,63	0
54	MG	DB	3062	1/1	0.93	0.08	41,41,41,41	0
54	MG	DB	3024	1/1	0.93	0.13	30,30,30,30	0
54	MG	BB	3029	1/1	0.93	0.11	28,28,28,28	0
54	MG	BB	3084	1/1	0.93	0.14	38,38,38,38	0
54	MG	BB	3108	1/1	0.93	0.11	37,37,37,37	0
54	MG	CA	1626	1/1	0.93	0.30	42,42,42,42	1
54	MG	CA	1656	1/1	0.93	0.10	22,22,22,22	0
54	MG	DB	3077	1/1	0.93	0.17	51,51,51,51	0
54	MG	BB	3030	1/1	0.93	0.07	40,40,40,40	0
54	MG	DB	3080	1/1	0.93	0.15	29,29,29,29	0
54	MG	DB	3082	1/1	0.93	0.10	21,21,21,21	0
54	MG	DB	3037	1/1	0.93	0.16	45,45,45,45	0

Continued on next page...

Continued from previous page...

Mol	Type	Chain	Res	Atoms	RSCC	RSR	B-factors(Å ²)	Q<0.9
54	MG	AA	2021	1/1	0.93	0.08	52,52,52,52	0
54	MG	BB	3089	1/1	0.93	0.08	38,38,38,38	0
54	MG	CA	1610	1/1	0.93	0.07	56,56,56,56	0
54	MG	AA	2011	1/1	0.93	0.08	45,45,45,45	0
54	MG	DB	3099	1/1	0.93	0.18	15,15,15,15	0
54	MG	BB	3024	1/1	0.93	0.10	47,47,47,47	0
54	MG	DB	3102	1/1	0.93	0.13	15,15,15,15	0
54	MG	DB	3006	1/1	0.93	0.15	26,26,26,26	0
54	MG	DB	3109	1/1	0.93	0.09	35,35,35,35	0
54	MG	CA	1636	1/1	0.93	0.12	63,63,63,63	0
54	MG	BB	3057	1/1	0.93	0.27	37,37,37,37	0
54	MG	DB	3051	1/1	0.94	0.17	25,25,25,25	0
54	MG	CA	1606	1/1	0.94	0.09	59,59,59,59	0
54	MG	AA	2034	1/1	0.94	0.11	40,40,40,40	0
54	MG	BB	3080	1/1	0.94	0.09	57,57,57,57	0
54	MG	AA	2024	1/1	0.94	0.08	61,61,61,61	0
54	MG	AA	2013	1/1	0.94	0.10	85,85,85,85	0
54	MG	BB	3002	1/1	0.94	0.11	12,12,12,12	0
54	MG	AA	2052	1/1	0.94	0.07	50,50,50,50	0
54	MG	BB	3018	1/1	0.94	0.14	45,45,45,45	0
54	MG	BB	3019	1/1	0.94	0.07	37,37,37,37	0
54	MG	BB	3092	1/1	0.94	0.05	51,51,51,51	0
54	MG	DB	3011	1/1	0.94	0.17	16,16,16,16	0
54	MG	DB	3012	1/1	0.94	0.18	23,23,23,23	0
54	MG	BB	3040	1/1	0.94	0.19	60,60,60,60	0
54	MG	AA	2015	1/1	0.94	0.13	86,86,86,86	0
54	MG	DB	3016	1/1	0.94	0.09	28,28,28,28	0
54	MG	BB	3095	1/1	0.94	0.07	25,25,25,25	0
54	MG	BB	3096	1/1	0.94	0.07	37,37,37,37	0
54	MG	BB	3006	1/1	0.94	0.08	28,28,28,28	0
54	MG	BB	3069	1/1	0.94	0.08	17,17,17,17	0
54	MG	BB	3045	1/1	0.94	0.05	41,41,41,41	0
54	MG	DB	3026	1/1	0.94	0.14	41,41,41,41	0
54	MG	DB	3088	1/1	0.94	0.12	28,28,28,28	0
54	MG	BB	3101	1/1	0.94	0.10	22,22,22,22	0
54	MG	DB	3091	1/1	0.94	0.12	29,29,29,29	0
54	MG	DB	3092	1/1	0.94	0.11	65,65,65,65	0
54	MG	BB	3072	1/1	0.94	0.10	44,44,44,44	0
54	MG	BB	3027	1/1	0.94	0.14	34,34,34,34	0
54	MG	BB	3106	1/1	0.94	0.10	36,36,36,36	0
54	MG	AA	2055	1/1	0.94	0.11	54,54,54,54	0
54	MG	AA	2016	1/1	0.94	0.10	50,50,50,50	0

Continued on next page...

Continued from previous page...

Mol	Type	Chain	Res	Atoms	RSCC	RSR	B-factors(\AA^2)	Q<0.9
54	MG	DB	3104	1/1	0.94	0.09	28,28,28,28	0
54	MG	DB	3106	1/1	0.94	0.10	9,9,9,9	0
54	MG	DB	3039	1/1	0.94	0.07	34,34,34,34	0
54	MG	AA	2041	1/1	0.94	0.04	40,40,40,40	0
54	MG	CA	1601	1/1	0.94	0.11	9,9,9,9	0
54	MG	CA	1605	1/1	0.94	0.13	38,38,38,38	0
54	MG	DB	3028	1/1	0.95	0.14	29,29,29,29	0
54	MG	BB	3055	1/1	0.95	0.18	41,41,41,41	0
54	MG	DB	3070	1/1	0.95	0.12	26,26,26,26	0
54	MG	CA	1603	1/1	0.95	0.10	29,29,29,29	0
54	MG	BB	3013	1/1	0.95	0.08	36,36,36,36	0
54	MG	AA	2017	1/1	0.95	0.29	75,75,75,75	0
54	MG	BB	3026	1/1	0.95	0.09	28,28,28,28	0
54	MG	CA	1609	1/1	0.95	0.11	56,56,56,56	0
54	MG	BB	3035	1/1	0.95	0.10	41,41,41,41	0
54	MG	DB	3004	1/1	0.95	0.15	17,17,17,17	0
54	MG	BB	3048	1/1	0.95	0.08	30,30,30,30	0
54	MG	DB	3049	1/1	0.95	0.11	26,26,26,26	0
54	MG	CA	1614	1/1	0.95	0.12	58,58,58,58	0
54	MG	AA	2005	1/1	0.95	0.07	36,36,36,36	0
54	MG	BB	3065	1/1	0.95	0.06	40,40,40,40	0
54	MG	DB	3094	1/1	0.95	0.09	39,39,39,39	0
54	MG	CA	1640	1/1	0.95	0.11	43,43,43,43	0
54	MG	DB	3096	1/1	0.95	0.16	30,30,30,30	0
54	MG	CA	1617	1/1	0.95	0.12	21,21,21,21	0
54	MG	BB	3050	1/1	0.95	0.11	28,28,28,28	0
54	MG	BB	3001	1/1	0.95	0.08	35,35,35,35	0
54	MG	DB	3020	1/1	0.95	0.20	14,14,14,14	0
54	MG	CA	1647	1/1	0.95	0.09	102,102,102,102	0
54	MG	DB	3023	1/1	0.95	0.09	33,33,33,33	0
54	MG	DB	3061	1/1	0.95	0.05	51,51,51,51	0
54	MG	AA	2010	1/1	0.95	0.07	36,36,36,36	0
54	MG	AA	2029	1/1	0.95	0.08	40,40,40,40	0
54	MG	BB	3004	1/1	0.95	0.09	52,52,52,52	0
54	MG	BB	3107	1/1	0.96	0.08	31,31,31,31	0
54	MG	BB	3075	1/1	0.96	0.14	37,37,37,37	0
54	MG	CA	1646	1/1	0.96	0.11	46,46,46,46	0
54	MG	DB	3065	1/1	0.96	0.09	12,12,12,12	0
54	MG	BB	3109	1/1	0.96	0.09	42,42,42,42	0
54	MG	BB	3064	1/1	0.96	0.10	31,31,31,31	0
54	MG	CA	1650	1/1	0.96	0.16	41,41,41,41	0
54	MG	DB	3071	1/1	0.96	0.13	57,57,57,57	0

Continued on next page...

Continued from previous page...

Mol	Type	Chain	Res	Atoms	RSCC	RSR	B-factors(\AA^2)	Q<0.9
54	MG	DB	3072	1/1	0.96	0.10	23,23,23,23	0
54	MG	CA	1651	1/1	0.96	0.07	50,50,50,50	0
54	MG	BB	3022	1/1	0.96	0.05	44,44,44,44	0
54	MG	BB	3067	1/1	0.96	0.09	45,45,45,45	0
54	MG	DB	3078	1/1	0.96	0.11	45,45,45,45	0
54	MG	BB	3011	1/1	0.96	0.09	30,30,30,30	0
54	MG	AA	2040	1/1	0.96	0.10	56,56,56,56	0
54	MG	AA	2054	1/1	0.96	0.05	49,49,49,49	0
54	MG	CA	1607	1/1	0.96	0.06	37,37,37,37	0
54	MG	DB	3084	1/1	0.96	0.20	34,34,34,34	0
54	MG	BB	3082	1/1	0.96	0.15	38,38,38,38	0
54	MG	DB	3042	1/1	0.96	0.11	45,45,45,45	0
54	MG	CA	1630	1/1	0.96	0.10	39,39,39,39	0
54	MG	DB	3046	1/1	0.96	0.06	22,22,22,22	0
54	MG	CA	1632	1/1	0.96	0.18	41,41,41,41	0
54	MG	DB	3093	1/1	0.96	0.12	6,6,6,6	0
54	MG	BB	3071	1/1	0.96	0.07	25,25,25,25	0
54	MG	DB	3005	1/1	0.96	0.05	56,56,56,56	0
54	MG	AA	2048	1/1	0.96	0.11	27,27,27,27	0
54	MG	DB	3008	1/1	0.96	0.14	33,33,33,33	0
54	MG	DB	3053	1/1	0.96	0.09	28,28,28,28	0
54	MG	BB	3021	1/1	0.96	0.12	43,43,43,43	0
54	MG	DB	3101	1/1	0.96	0.16	5,5,5,5	0
54	MG	CA	1612	1/1	0.96	0.08	46,46,46,46	0
54	MG	CA	1613	1/1	0.96	0.07	39,39,39,39	0
54	MG	BB	3103	1/1	0.96	0.09	20,20,20,20	0
54	MG	DB	3107	1/1	0.96	0.06	34,34,34,34	0
54	MG	BB	3088	1/1	0.96	0.09	75,75,75,75	0
54	MG	BB	3074	1/1	0.96	0.14	21,21,21,21	0
54	MG	CA	1642	1/1	0.96	0.04	63,63,63,63	0
54	MG	DB	3019	1/1	0.96	0.07	21,21,21,21	0
54	MG	BB	3036	1/1	0.97	0.08	39,39,39,39	0
54	MG	DB	3014	1/1	0.97	0.07	21,21,21,21	0
54	MG	BB	3105	1/1	0.97	0.16	65,65,65,65	0
54	MG	BB	3066	1/1	0.97	0.07	21,21,21,21	0
54	MG	BB	3091	1/1	0.97	0.11	31,31,31,31	0
54	MG	CA	1631	1/1	0.97	0.09	38,38,38,38	0
54	MG	CA	1653	1/1	0.97	0.04	55,55,55,55	0
54	MG	AA	2004	1/1	0.97	0.19	36,36,36,36	0
54	MG	DB	3086	1/1	0.97	0.19	26,26,26,26	0
54	MG	CA	1655	1/1	0.97	0.09	28,28,28,28	0
54	MG	DB	3089	1/1	0.97	0.21	50,50,50,50	0

Continued on next page...

Continued from previous page...

Mol	Type	Chain	Res	Atoms	RSCC	RSR	B-factors(\AA^2)	Q<0.9
54	MG	AA	2033	1/1	0.97	0.07	40,40,40,40	0
54	MG	BB	3020	1/1	0.97	0.12	20,20,20,20	0
54	MG	BB	3058	1/1	0.97	0.14	33,33,33,33	0
54	MG	CA	1618	1/1	0.97	0.07	18,18,18,18	0
54	MG	AA	2009	1/1	0.97	0.12	21,21,21,21	0
54	MG	BB	3083	1/1	0.97	0.10	30,30,30,30	0
54	MG	BB	3041	1/1	0.97	0.10	22,22,22,22	0
54	MG	DB	3031	1/1	0.97	0.09	17,17,17,17	0
54	MG	AA	2007	1/1	0.97	0.08	42,42,42,42	0
54	MG	BB	3086	1/1	0.97	0.20	45,45,45,45	0
54	MG	BB	3043	1/1	0.97	0.16	53,53,53,53	0
54	MG	DB	3067	1/1	0.97	0.09	18,18,18,18	0
54	MG	DB	3103	1/1	0.97	0.09	26,26,26,26	0
54	MG	CA	1625	1/1	0.97	0.10	19,19,19,19	0
54	MG	DB	3069	1/1	0.97	0.13	21,21,21,21	0
54	MG	DB	3038	1/1	0.97	0.15	26,26,26,26	0
54	MG	DB	3010	1/1	0.97	0.10	19,19,19,19	0
54	MG	CA	1645	1/1	0.97	0.09	45,45,45,45	0
54	MG	DB	3044	1/1	0.97	0.06	12,12,12,12	0
54	MG	DB	3111	1/1	0.97	0.19	51,51,51,51	0
54	MG	BB	3023	1/1	0.97	0.07	23,23,23,23	0
55	ZN	D4	101	1/1	0.97	0.07	55,55,55,55	0
54	MG	CA	1602	1/1	0.98	0.20	34,34,34,34	0
54	MG	BB	3098	1/1	0.98	0.13	30,30,30,30	0
54	MG	DB	3021	1/1	0.98	0.12	21,21,21,21	0
54	MG	DB	3001	1/1	0.98	0.11	9,9,9,9	0
54	MG	DB	3002	1/1	0.98	0.06	11,11,11,11	0
54	MG	DB	3035	1/1	0.98	0.11	57,57,57,57	0
54	MG	AA	2036	1/1	0.98	0.10	65,65,65,65	0
54	MG	DB	3087	1/1	0.98	0.11	54,54,54,54	0
54	MG	DB	3105	1/1	0.98	0.08	32,32,32,32	0
54	MG	CA	1649	1/1	0.98	0.07	80,80,80,80	0
54	MG	AA	2001	1/1	0.98	0.07	29,29,29,29	0
54	MG	DB	3040	1/1	0.98	0.09	9,9,9,9	0
54	MG	DB	3041	1/1	0.98	0.13	36,36,36,36	0
54	MG	DB	3027	1/1	0.98	0.19	27,27,27,27	0
54	MG	DB	3043	1/1	0.98	0.10	8,8,8,8	0
54	MG	AA	2003	1/1	0.98	0.13	31,31,31,31	0
54	MG	BB	3012	1/1	0.98	0.09	32,32,32,32	0
54	MG	DB	3007	1/1	0.99	0.08	30,30,30,30	0
54	MG	CA	1604	1/1	0.99	0.10	36,36,36,36	0
54	MG	DB	3009	1/1	0.99	0.15	17,17,17,17	0

Continued on next page...

Continued from previous page...

Mol	Type	Chain	Res	Atoms	RSCC	RSR	B-factors(\AA^2)	Q<0.9
54	MG	DB	3075	1/1	0.99	0.06	33,33,33,33	0
54	MG	DB	3076	1/1	0.99	0.07	17,17,17,17	0
54	MG	DB	3047	1/1	0.99	0.15	13,13,13,13	0
54	MG	DB	3098	1/1	0.99	0.10	29,29,29,29	0
54	MG	CA	1639	1/1	0.99	0.12	24,24,24,24	0
54	MG	DB	3036	1/1	0.99	0.12	25,25,25,25	0
54	MG	BB	3060	1/1	0.99	0.10	47,47,47,47	0
54	MG	DB	3081	1/1	0.99	0.11	17,17,17,17	0

6.5 Other polymers [i](#)

There are no such residues in this entry.