



# Full wwPDB X-ray Structure Validation Report ⓘ

Jun 18, 2024 – 10:14 AM EDT

PDB ID : 4JI0  
Title : Crystal Structure of 30S ribosomal subunit from *Thermus thermophilus*  
Authors : Demirci, H.; Wang, L.; Murphy IV, F.; Murphy, E.; Carr, J.; Blanchard, S.;  
Jogl, G.; Dahlberg, A.E.; Gregory, S.T.  
Deposited on : 2013-03-05  
Resolution : 3.49 Å (reported)

This is a Full wwPDB X-ray Structure Validation Report for a publicly released PDB entry.

We welcome your comments at [validation@mail.wwpdb.org](mailto:validation@mail.wwpdb.org)

A user guide is available at

<https://www.wwpdb.org/validation/2017/XrayValidationReportHelp>

with specific help available everywhere you see the ⓘ symbol.

The types of validation reports are described at

<http://www.wwpdb.org/validation/2017/FAQs#types>.

---

The following versions of software and data (see [references ⓘ](#)) were used in the production of this report:

MolProbity : 4.02b-467  
Mogul : 2022.3.0, CSD as543be (2022)  
Xtriage (Phenix) : 1.20.1  
EDS : 2.37.1  
Percentile statistics : 20191225.v01 (using entries in the PDB archive December 25th 2019)  
Refmac : 5.8.0158  
CCP4 : 7.0.044 (Gargrove)  
Ideal geometry (proteins) : Engh & Huber (2001)  
Ideal geometry (DNA, RNA) : Parkinson et al. (1996)  
Validation Pipeline (wwPDB-VP) : 2.37.1

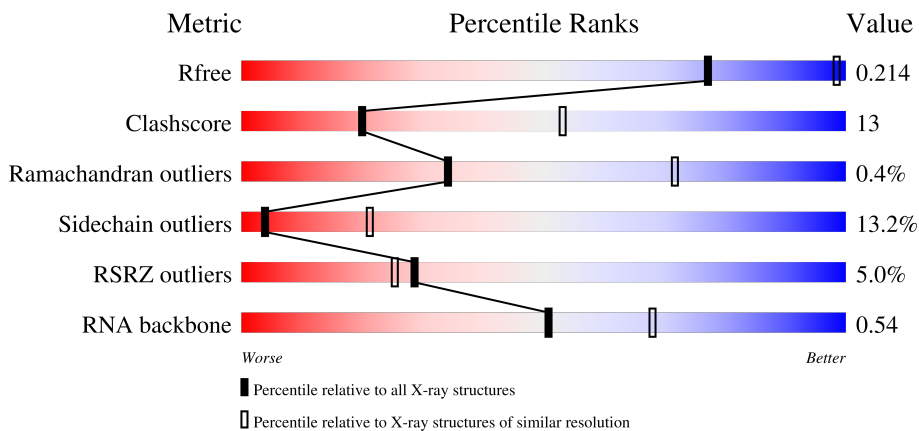
# 1 Overall quality at a glance i

The following experimental techniques were used to determine the structure:

*X-RAY DIFFRACTION*

The reported resolution of this entry is 3.49 Å.

Percentile scores (ranging between 0-100) for global validation metrics of the entry are shown in the following graphic. The table shows the number of entries on which the scores are based.



Metric	Whole archive (#Entries)	Similar resolution (#Entries, resolution range(Å))
$R_{free}$	130704	1659 (3.60-3.40)
Clashscore	141614	1036 (3.58-3.42)
Ramachandran outliers	138981	1005 (3.58-3.42)
Sidechain outliers	138945	1006 (3.58-3.42)
RSRZ outliers	127900	1559 (3.60-3.40)
RNA backbone	3102	1002 (4.00-3.00)

The table below summarises the geometric issues observed across the polymeric chains and their fit to the electron density. The red, orange, yellow and green segments of the lower bar indicate the fraction of residues that contain outliers for  $\geq 3$ , 2, 1 and 0 types of geometric quality criteria respectively. A grey segment represents the fraction of residues that are not modelled. The numeric value for each fraction is indicated below the corresponding segment, with a dot representing fractions  $\leq 5\%$ . The upper red bar (where present) indicates the fraction of residues that have poor fit to the electron density. The numeric value is given above the bar.

Mol	Chain	Length	Quality of chain
1	A	1522	 12% 50% 37% 10% ..
2	B	256	 57% 30% 5% 9%
3	C	239	 12% 43% 36% 7% 14%
4	D	209	 2% 61% 32% 7%

*Continued on next page...*

Continued from previous page...

Mol	Chain	Length	Quality of chain
5	E	162	
6	F	101	
7	G	156	
8	H	138	
9	I	128	
10	J	105	
11	K	129	
12	L	135	
13	M	126	
14	N	61	
15	O	89	
16	P	88	
17	Q	105	
18	R	88	
19	S	93	
20	T	106	
21	U	27	

The following table lists non-polymeric compounds, carbohydrate monomers and non-standard residues in protein, DNA, RNA chains that are outliers for geometric or electron-density-fit criteria:

Mol	Type	Chain	Res	Chirality	Geometry	Clashes	Electron density
1	PSU	A	1540	-	-	-	X
22	MG	A	1601	-	-	-	X
22	MG	A	1625	-	-	-	X
22	MG	A	1633	-	-	-	X
22	MG	A	1662	-	-	-	X
22	MG	A	1665	-	-	-	X
22	MG	A	1683	-	-	-	X
22	MG	A	1684	-	-	-	X

Continued on next page...

*Continued from previous page...*

Mol	Type	Chain	Res	Chirality	Geometry	Clashes	Electron density
22	MG	A	1687	-	-	-	X
22	MG	A	1694	-	-	-	X
22	MG	A	1702	-	-	-	X
22	MG	A	1714	-	-	-	X
22	MG	A	1718	-	-	-	X
22	MG	A	1742	-	-	-	X
22	MG	A	1744	-	-	-	X
22	MG	A	1758	-	-	-	X
22	MG	A	1762	-	-	-	X
22	MG	A	1763	-	-	-	X
22	MG	A	1765	-	-	-	X
22	MG	A	1767	-	-	-	X
22	MG	A	1771	-	-	-	X
22	MG	A	1772	-	-	-	X
22	MG	A	1773	-	-	-	X
22	MG	A	1774	-	-	-	X
22	MG	A	1776	-	-	-	X
22	MG	A	1786	-	-	-	X
22	MG	A	1808	-	-	-	X
22	MG	A	1812	-	-	-	X
22	MG	A	1816	-	-	-	X
22	MG	A	1820	-	-	-	X
22	MG	A	1828	-	-	-	X
22	MG	A	1835	-	-	-	X
22	MG	A	1836	-	-	-	X
22	MG	A	1837	-	-	-	X
22	MG	A	1838	-	-	-	X
22	MG	A	1849	-	-	-	X
22	MG	A	1853	-	-	-	X
22	MG	A	1863	-	-	-	X
22	MG	A	1865	-	-	-	X
22	MG	A	1867	-	-	-	X
22	MG	A	1869	-	-	-	X
22	MG	A	1870	-	-	-	X
22	MG	A	1873	-	-	-	X
22	MG	A	1878	-	-	-	X
22	MG	A	1879	-	-	-	X
22	MG	A	1882	-	-	-	X
22	MG	A	1886	-	-	-	X
22	MG	A	1887	-	-	-	X
22	MG	A	1888	-	-	-	X
22	MG	A	1890	-	-	-	X

*Continued on next page...*

*Continued from previous page...*

<b>Mol</b>	<b>Type</b>	<b>Chain</b>	<b>Res</b>	<b>Chirality</b>	<b>Geometry</b>	<b>Clashes</b>	<b>Electron density</b>
22	MG	P	103	-	-	-	X

## 2 Entry composition [i](#)

There are 24 unique types of molecules in this entry. The entry contains 52316 atoms, of which 0 are hydrogens and 0 are deuteriums.

In the tables below, the ZeroOcc column contains the number of atoms modelled with zero occupancy, the AltConf column contains the number of residues with at least one atom in alternate conformation and the Trace column contains the number of residues modelled with at most 2 atoms.

- Molecule 1 is a RNA chain called 16S rRNA.

Mol	Chain	Residues	Atoms					ZeroOcc	AltConf	Trace
			Total	C	N	O	P			
1	A	1512	32644	14540	6039	10547	1518	0	6	0

There are 2 discrepancies between the modelled and reference sequences:

Chain	Residue	Modelled	Actual	Comment	Reference
A	1534	C	A	CONFLICT	GB M26923.1
A	1535	A	C	CONFLICT	GB M26923.1

- Molecule 2 is a protein called ribosomal protein S2.

Mol	Chain	Residues	Atoms					ZeroOcc	AltConf	Trace
			Total	C	N	O	S			
2	B	234	1900	1213	341	341	5	0	0	0

- Molecule 3 is a protein called ribosomal protein S3.

Mol	Chain	Residues	Atoms					ZeroOcc	AltConf	Trace
			Total	C	N	O	S			
3	C	206	1612	1016	314	281	1	0	0	0

- Molecule 4 is a protein called ribosomal protein S4.

Mol	Chain	Residues	Atoms					ZeroOcc	AltConf	Trace
			Total	C	N	O	S			
4	D	208	1703	1066	339	291	7	0	0	0

- Molecule 5 is a protein called ribosomal protein S5.

Mol	Chain	Residues	Atoms					ZeroOcc	AltConf	Trace
			Total	C	N	O	S			
5	E	150	1146	724	217	201	4	0	0	0

- Molecule 6 is a protein called ribosomal protein S6.

Mol	Chain	Residues	Atoms					ZeroOcc	AltConf	Trace
			Total	C	N	O	S			
6	F	101	843	531	155	154	3	0	0	0

- Molecule 7 is a protein called ribosomal protein S7.

Mol	Chain	Residues	Atoms					ZeroOcc	AltConf	Trace
			Total	C	N	O	S			
7	G	155	1257	781	252	218	6	0	0	0

- Molecule 8 is a protein called ribosomal protein S8.

Mol	Chain	Residues	Atoms					ZeroOcc	AltConf	Trace
			Total	C	N	O	S			
8	H	138	1116	705	215	193	3	0	0	0

- Molecule 9 is a protein called ribosomal protein S9.

Mol	Chain	Residues	Atoms				ZeroOcc	AltConf	Trace
			Total	C	N	O			
9	I	127	1010	639	197	174	0	0	0

- Molecule 10 is a protein called ribosomal protein S10.

Mol	Chain	Residues	Atoms					ZeroOcc	AltConf	Trace
			Total	C	N	O	S			
10	J	98	792	498	156	137	1	0	0	0

- Molecule 11 is a protein called ribosomal protein S11.

Mol	Chain	Residues	Atoms					ZeroOcc	AltConf	Trace
			Total	C	N	O	S			
11	K	116	864	537	164	160	3	0	0	0

- Molecule 12 is a protein called ribosomal protein S12.

Mol	Chain	Residues	Atoms					ZeroOcc	AltConf	Trace
			Total	C	N	O	S			
12	L	124	973	613	195	163	2	0	0	0

There is a discrepancy between the modelled and reference sequences:

Chain	Residue	Modelled	Actual	Comment	Reference
L	94	LEU	PRO	CONFLICT	UNP F6DEQ7

- Molecule 13 is a protein called ribosomal protein S13.

Mol	Chain	Residues	Atoms					ZeroOcc	AltConf	Trace
			Total	C	N	O	S			
13	M	118	937	579	193	163	2	0	0	0

- Molecule 14 is a protein called ribosomal protein S14.

Mol	Chain	Residues	Atoms					ZeroOcc	AltConf	Trace
			Total	C	N	O	S			
14	N	60	492	312	104	72	4	0	0	0

- Molecule 15 is a protein called ribosomal protein S15.

Mol	Chain	Residues	Atoms					ZeroOcc	AltConf	Trace
			Total	C	N	O	S			
15	O	87	729	457	146	124	2	0	0	0

- Molecule 16 is a protein called ribosomal protein S16.

Mol	Chain	Residues	Atoms					ZeroOcc	AltConf	Trace
			Total	C	N	O	S			
16	P	83	700	443	139	117	1	0	0	0

- Molecule 17 is a protein called ribosomal protein S17.

Mol	Chain	Residues	Atoms					ZeroOcc	AltConf	Trace
			Total	C	N	O	S			
17	Q	99	823	528	151	142	2	0	0	0

- Molecule 18 is a protein called ribosomal protein S18.

Mol	Chain	Residues	Atoms				ZeroOcc	AltConf	Trace
			Total	C	N	O			
18	R	70	574	367	112	95	0	0	0

- Molecule 19 is a protein called ribosomal protein S19.



Mol	Chain	Residues	Atoms					ZeroOcc	AltConf	Trace
			Total	C	N	O	S			
19	S	80	647	414	119	112	2	0	0	0

- Molecule 20 is a protein called ribosomal protein S20.

Mol	Chain	Residues	Atoms					ZeroOcc	AltConf	Trace
			Total	C	N	O	S			
20	T	99	763	470	162	129	2	0	0	0

- Molecule 21 is a protein called ribosomal protein THX.

Mol	Chain	Residues	Atoms				ZeroOcc	AltConf	Trace
			Total	C	N	O			
21	U	24	208	128	50	30	0	0	0

- Molecule 22 is MAGNESIUM ION (three-letter code: MG) (formula: Mg).

Mol	Chain	Residues	Atoms		ZeroOcc	AltConf
22	A	290	Total	Mg	0	0
			290	290		
22	B	2	Total	Mg	0	0
			2	2		
22	C	2	Total	Mg	0	0
			2	2		
22	D	3	Total	Mg	0	0
			3	3		
22	E	1	Total	Mg	0	0
			1	1		
22	F	1	Total	Mg	0	0
			1	1		
22	H	1	Total	Mg	0	0
			1	1		
22	I	1	Total	Mg	0	0
			1	1		
22	J	1	Total	Mg	0	0
			1	1		
22	P	3	Total	Mg	0	0
			3	3		
22	Q	1	Total	Mg	0	0
			1	1		

- Molecule 23 is ZINC ION (three-letter code: ZN) (formula: Zn).

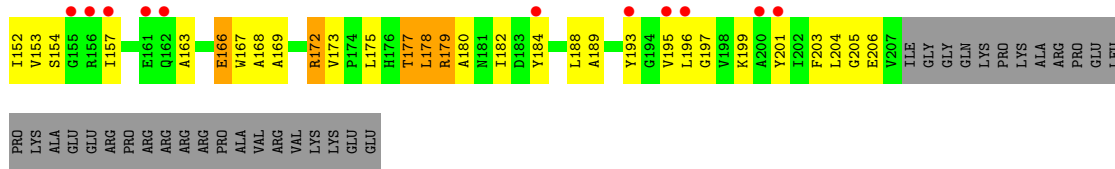
Mol	Chain	Residues	Atoms		ZeroOcc	AltConf
23	D	1	Total 1	Zn 1	0	0
23	N	1	Total 1	Zn 1	0	0

- Molecule 24 is water.

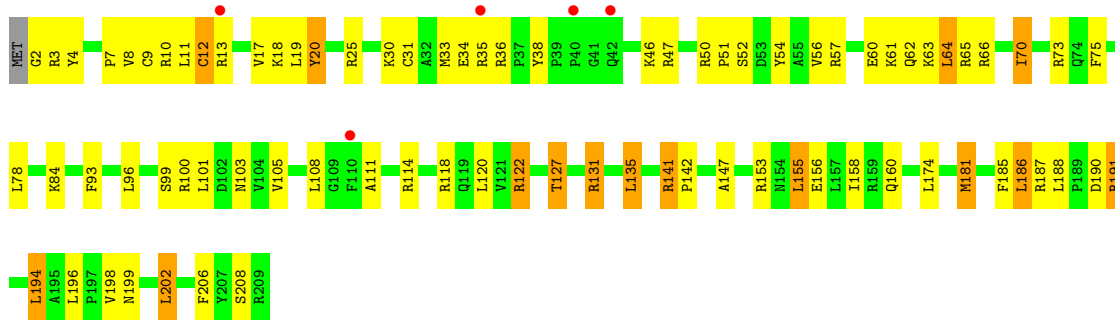
Mol	Chain	Residues	Atoms		ZeroOcc	AltConf
24	A	266	Total 266	O 266	0	0
24	C	1	Total 1	O 1	0	0
24	D	1	Total 1	O 1	0	0
24	E	5	Total 5	O 5	0	0
24	T	2	Total 2	O 2	0	0



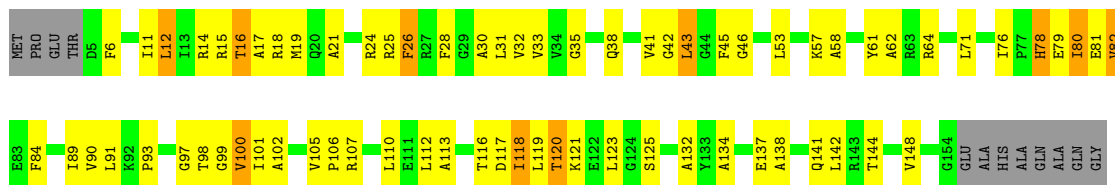




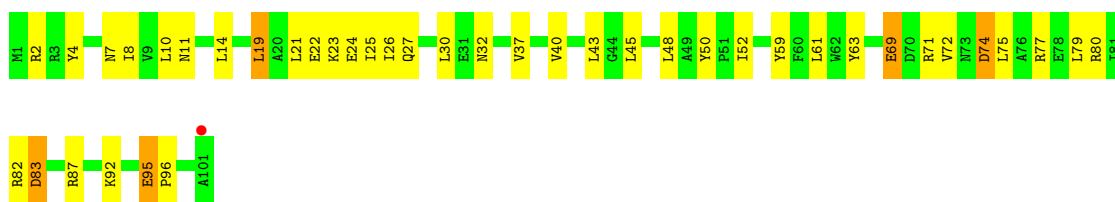
- Molecule 4: ribosomal protein S4



- Molecule 5: ribosomal protein S5

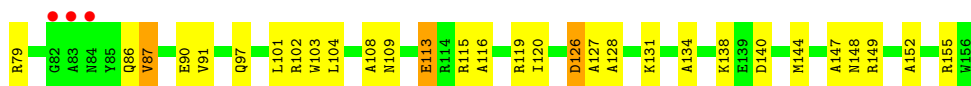


- Molecule 6: ribosomal protein S6

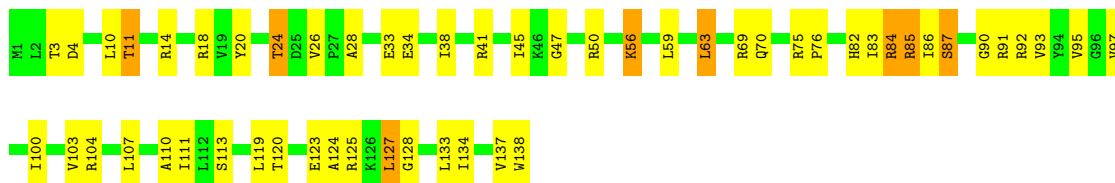


- Molecule 7: ribosomal protein S7

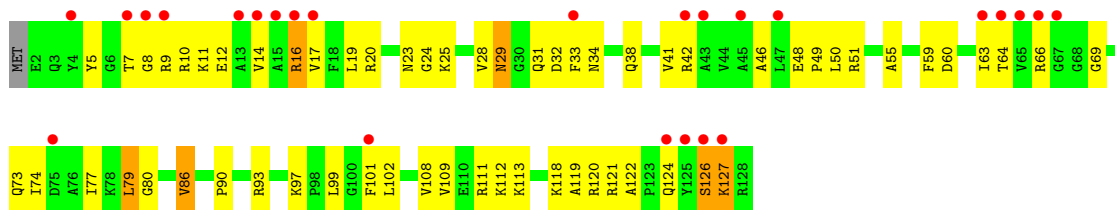




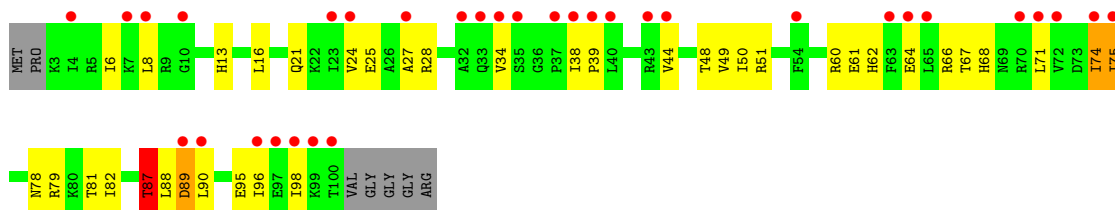
- Molecule 8: ribosomal protein S8



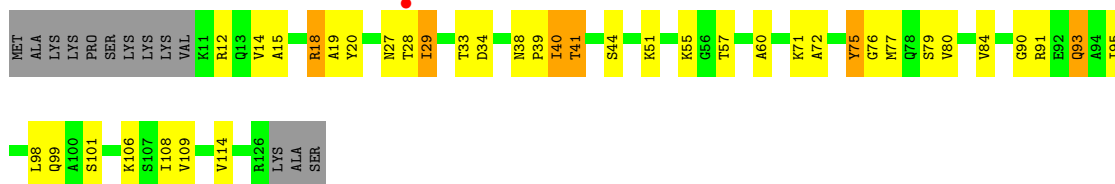
- Molecule 9: ribosomal protein S9



- Molecule 10: ribosomal protein S10

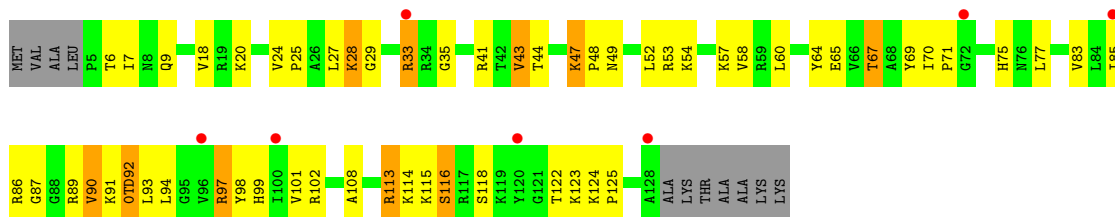


- Molecule 11: ribosomal protein S11

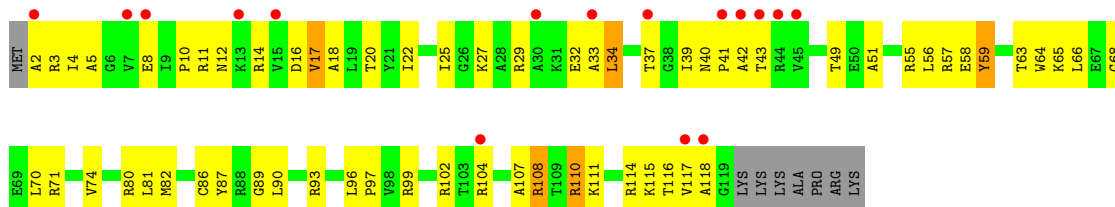
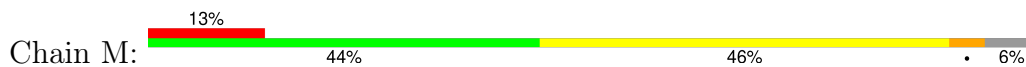


- Molecule 12: ribosomal protein S12





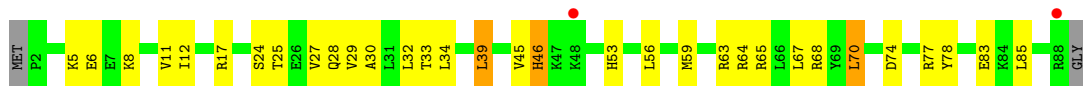
• Molecule 13: ribosomal protein S13



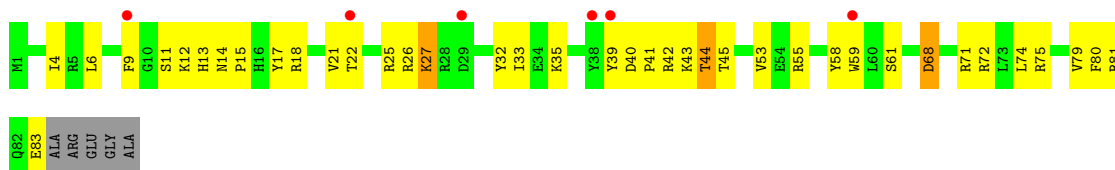
• Molecule 14: ribosomal protein S14



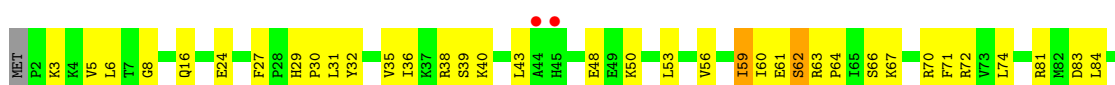
• Molecule 15: ribosomal protein S15



• Molecule 16: ribosomal protein S16

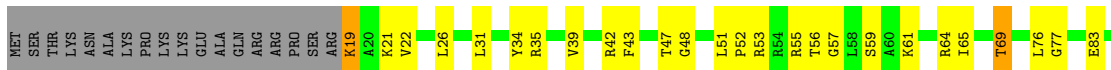


• Molecule 17: ribosomal protein S17

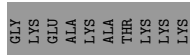
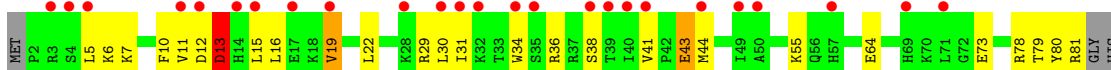




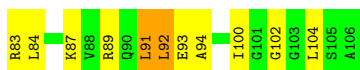
• Molecule 18: ribosomal protein S18



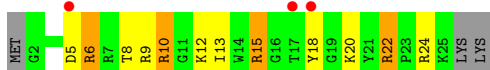
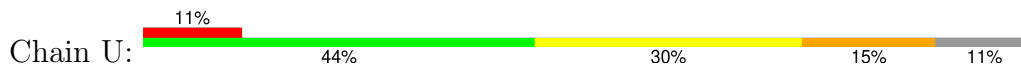
• Molecule 19: ribosomal protein S19



• Molecule 20: ribosomal protein S20



• Molecule 21: ribosomal protein THX





## 4 Data and refinement statistics

Property	Value	Source
Space group	P 41 21 2	Depositor
Cell constants a, b, c, $\alpha$ , $\beta$ , $\gamma$	403.74Å 403.74Å 174.34Å 90.00° 90.00° 90.00°	Depositor
Resolution (Å)	49.53 – 3.49 49.53 – 3.49	Depositor EDS
% Data completeness (in resolution range)	99.1 (49.53-3.49) 99.1 (49.53-3.49)	Depositor EDS
$R_{merge}$	0.08	Depositor
$R_{sym}$	(Not available)	Depositor
$\langle I/\sigma(I) \rangle$ <sup>1</sup>	1.85 (at 3.48Å)	Xtrriage
Refinement program	PHENIX dev_1119	Depositor
R, $R_{free}$	0.167 , 0.212 0.169 , 0.214	Depositor DCC
$R_{free}$ test set	9025 reflections (5.03%)	wwPDB-VP
Wilson B-factor (Å <sup>2</sup> )	124.9	Xtrriage
Anisotropy	0.213	Xtrriage
Bulk solvent $k_{sol}$ (e/Å <sup>3</sup> ), $B_{sol}$ (Å <sup>2</sup> )	0.26 , 134.7	EDS
L-test for twinning <sup>2</sup>	$\langle  L  \rangle = 0.45$ , $\langle L^2 \rangle = 0.27$	Xtrriage
Estimated twinning fraction	No twinning to report.	Xtrriage
$F_o, F_c$ correlation	0.96	EDS
Total number of atoms	52316	wwPDB-VP
Average B, all atoms (Å <sup>2</sup> )	168.0	wwPDB-VP

Xtrriage's analysis on translational NCS is as follows: *The largest off-origin peak in the Patterson function is 1.63% of the height of the origin peak. No significant pseudotranslation is detected.*

<sup>1</sup>Intensities estimated from amplitudes.

<sup>2</sup>Theoretical values of  $\langle |L| \rangle$ ,  $\langle L^2 \rangle$  for acentric reflections are 0.5, 0.333 respectively for untwinned datasets, and 0.375, 0.2 for perfectly twinned datasets.

## 5 Model quality i

### 5.1 Standard geometry i

Bond lengths and bond angles in the following residue types are not validated in this section: 2MG, UR3, 7MG, PSU, 5MC, 4OC, MG, M2G, 0TD, MA6, ZN

The Z score for a bond length (or angle) is the number of standard deviations the observed value is removed from the expected value. A bond length (or angle) with  $|Z| > 5$  is considered an outlier worth inspection. RMSZ is the root-mean-square of all Z scores of the bond lengths (or angles).

Mol	Chain	Bond lengths		Bond angles	
		RMSZ	# Z  >5	RMSZ	# Z  >5
1	A	0.53	2/36139 (0.0%)	1.04	90/56396 (0.2%)
2	B	0.39	0/1935	0.59	0/2609
3	C	0.31	0/1636	0.55	1/2205 (0.0%)
4	D	0.39	1/1733 (0.1%)	0.57	0/2318
5	E	0.49	0/1162	0.69	0/1564
6	F	0.31	0/856	0.52	0/1154
7	G	0.31	0/1276	0.49	0/1709
8	H	0.54	0/1136	0.70	0/1527
9	I	0.32	0/1029	0.55	0/1379
10	J	0.30	0/805	0.61	0/1082
11	K	0.38	0/879	0.61	0/1187
12	L	0.40	0/977	0.65	0/1305
13	M	0.33	0/947	0.57	0/1270
14	N	0.28	0/501	0.54	0/664
15	O	0.39	0/740	0.61	0/987
16	P	0.41	0/716	0.63	0/963
17	Q	0.48	0/836	0.71	1/1117 (0.1%)
18	R	0.38	0/579	0.62	0/768
19	S	0.28	0/661	0.59	0/890
20	T	0.38	0/765	0.61	1/1007 (0.1%)
21	U	0.31	0/212	0.46	0/277
All	All	0.49	3/55520 (0.0%)	0.92	93/82378 (0.1%)

Chiral center outliers are detected by calculating the chiral volume of a chiral center and verifying if the center is modelled as a planar moiety or with the opposite hand. A planarity outlier is detected by checking planarity of atoms in a peptide group, atoms in a mainchain group or atoms of a sidechain that are expected to be planar.

Mol	Chain	#Chirality outliers	#Planarity outliers
3	C	0	1
8	H	0	1

*Continued on next page...*

*Continued from previous page...*

Mol	Chain	#Chirality outliers	#Planarity outliers
10	J	0	3
19	S	0	1
20	T	0	2
All	All	0	8

All (3) bond length outliers are listed below:

Mol	Chain	Res	Type	Atoms	Z	Observed(Å)	Ideal(Å)
1	A	279	A	N9-C4	-7.55	1.33	1.37
1	A	279	A	N3-C4	-5.57	1.31	1.34
4	D	12	CYS	CB-SG	5.07	1.90	1.82

All (93) bond angle outliers are listed below:

Mol	Chain	Res	Type	Atoms	Z	Observed(°)	Ideal(°)
1	A	1158	C	C2-N1-C1'	9.00	128.70	118.80
1	A	117	G	N1-C6-O6	8.45	124.97	119.90
1	A	481	G	N3-C4-N9	8.13	130.88	126.00
1	A	1200	C	C2-N1-C1'	7.75	127.32	118.80
1	A	875	C	C6-N1-C2	7.68	123.37	120.30
1	A	117	G	C6-C5-N7	-7.66	125.80	130.40
1	A	1158	C	N1-C2-O2	7.64	123.49	118.90
1	A	1158	C	C6-N1-C2	-7.24	117.41	120.30
1	A	1502	A	C5-N7-C8	-7.18	100.31	103.90
1	A	279	A	C5-N7-C8	-6.83	100.48	103.90
1	A	279	A	C2-N3-C4	-6.82	107.19	110.60
1	A	1200	C	N1-C2-O2	6.75	122.95	118.90
1	A	279	A	N1-C6-N6	6.66	122.60	118.60
1	A	266	G	C6-C5-N7	-6.65	126.41	130.40
1	A	481	G	N3-C4-C5	-6.64	125.28	128.60
1	A	1502	A	N7-C8-N9	6.60	117.10	113.80
1	A	579	G	N1-C6-O6	6.57	123.84	119.90
1	A	1369	C	C6-N1-C2	-6.45	117.72	120.30
1	A	839	U	N1-C2-O2	6.42	127.29	122.80
1	A	9	G	N1-C6-O6	6.31	123.69	119.90
1	A	92	C	C2-N1-C1'	6.31	125.74	118.80
1	A	1502	A	C6-C5-N7	-6.30	127.89	132.30
1	A	881	G	N1-C6-O6	6.20	123.62	119.90
1	A	570	G	N3-C4-C5	-6.19	125.50	128.60
1	A	279	A	O4'-C1'-N9	-6.19	103.25	108.20
1	A	254	G	O5'-P-OP1	-6.15	100.16	105.70
1	A	839	U	N3-C2-O2	-6.13	117.91	122.20

*Continued on next page...*

*Continued from previous page...*

Mol	Chain	Res	Type	Atoms	Z	Observed(°)	Ideal(°)
1	A	1190	G	P-O3'-C3'	6.13	127.05	119.70
1	A	1200	C	C6-N1-C2	-6.11	117.86	120.30
1	A	1158	C	N3-C2-O2	-6.10	117.63	121.90
17	Q	98	LEU	CA-CB-CG	6.05	129.21	115.30
1	A	1505	G	C8-N9-C4	-6.04	103.98	106.40
1	A	913	A	P-O3'-C3'	6.04	126.95	119.70
1	A	1158	C	C5-C6-N1	6.04	124.02	121.00
1	A	1502	A	C4-C5-N7	6.00	113.70	110.70
1	A	1067	A	P-O3'-C3'	6.00	126.90	119.70
1	A	872	A	N1-C6-N6	5.99	122.19	118.60
1	A	283	C	C6-N1-C2	-5.92	117.93	120.30
1	A	735	C	C6-N1-C2	5.86	122.64	120.30
1	A	1502	A	N1-C6-N6	5.84	122.10	118.60
1	A	825	G	C8-N9-C4	5.82	108.73	106.40
1	A	117	G	C8-N9-C1'	-5.81	119.45	127.00
1	A	1158	C	C6-N1-C1'	-5.79	113.85	120.80
1	A	1305	G	P-O3'-C3'	5.69	126.52	119.70
1	A	1103	C	C5-C6-N1	-5.68	118.16	121.00
1	A	805	C	N3-C4-C5	5.64	124.16	121.90
3	C	179	ARG	N-CA-C	-5.62	95.82	111.00
1	A	117	G	C4-N9-C1'	5.61	133.80	126.50
1	A	1531	A	N1-C6-N6	5.57	121.94	118.60
1	A	824	C	C6-N1-C2	5.56	122.52	120.30
1	A	5	U	P-O3'-C3'	5.49	126.29	119.70
1	A	687	A	P-O3'-C3'	5.46	126.25	119.70
1	A	15	G	N1-C6-O6	5.45	123.17	119.90
1	A	881	G	C5-C6-O6	-5.44	125.34	128.60
1	A	1200	C	N3-C2-O2	-5.43	118.10	121.90
1	A	301	G	O5'-P-OP2	-5.41	100.83	105.70
20	T	94	ALA	N-CA-C	-5.41	96.39	111.00
1	A	793	U	C5-C6-N1	5.36	125.38	122.70
1	A	875	C	C5-C6-N1	-5.34	118.33	121.00
1	A	1505	G	P-O3'-C3'	5.33	126.10	119.70
1	A	92	C	C6-N1-C1'	-5.33	114.40	120.80
1	A	1380	U	P-O3'-C3'	5.33	126.09	119.70
1	A	836	G	N1-C6-O6	5.31	123.09	119.90
1	A	1442	G	C4-N9-C1'	5.29	133.38	126.50
1	A	413	G	O4'-C1'-N9	5.29	112.43	108.20
1	A	279	A	C6-C5-N7	-5.28	128.60	132.30
1	A	266	G	C4-C5-N7	5.27	112.91	110.80
1	A	79	G	N3-C4-C5	-5.26	125.97	128.60
1	A	579	G	C5-C6-O6	-5.25	125.45	128.60

*Continued on next page...*

Continued from previous page...

Mol	Chain	Res	Type	Atoms	Z	Observed(°)	Ideal(°)
1	A	1531	A	N7-C8-N9	5.18	116.39	113.80
1	A	1200	C	C5-C6-N1	5.17	123.59	121.00
1	A	79	G	C2-N3-C4	5.17	114.48	111.90
1	A	573	A	C8-N9-C4	-5.16	103.74	105.80
1	A	266	G	N7-C8-N9	5.16	115.68	113.10
1	A	839	U	C2-N1-C1'	5.15	123.88	117.70
1	A	1442	G	N3-C4-C5	-5.13	126.03	128.60
1	A	428	G	P-O3'-C3'	5.13	125.86	119.70
1	A	812	C	P-O3'-C3'	5.12	125.85	119.70
1	A	115	G	P-O3'-C3'	5.12	125.85	119.70
1	A	232	G	N9-C4-C5	-5.11	103.36	105.40
1	A	1200	C	C6-N1-C1'	-5.11	114.67	120.80
1	A	117	G	C4-C5-C6	5.10	121.86	118.80
1	A	266	G	C5-N7-C8	-5.10	101.75	104.30
1	A	266	G	C4-N9-C1'	5.09	133.12	126.50
1	A	1051	C	C2-N1-C1'	5.07	124.38	118.80
1	A	92	C	N1-C2-O2	5.07	121.94	118.90
1	A	754	C	C2-N1-C1'	5.07	124.38	118.80
1	A	991	U	P-O3'-C3'	5.06	125.77	119.70
1	A	289	G	N1-C6-O6	5.04	122.92	119.90
1	A	701	C	P-O3'-C3'	5.02	125.73	119.70
1	A	485	G	P-O3'-C3'	5.01	125.71	119.70
1	A	1370	G	C8-N9-C4	-5.01	104.40	106.40
1	A	117	G	N9-C4-C5	-5.01	103.40	105.40

There are no chirality outliers.

All (8) planarity outliers are listed below:

Mol	Chain	Res	Type	Group
3	C	166	GLU	Peptide
8	H	90	GLY	Peptide
10	J	87	THR	Peptide
10	J	88	LEU	Peptide
10	J	90	LEU	Peptide
19	S	13	ASP	Peptide
20	T	72	LEU	Peptide
20	T	93	GLU	Peptide

## 5.2 Too-close contacts [i](#)

In the following table, the Non-H and H(model) columns list the number of non-hydrogen atoms and hydrogen atoms in the chain respectively. The H(added) column lists the number of hydrogen atoms added and optimized by MolProbity. The Clashes column lists the number of clashes within the asymmetric unit, whereas Symm-Clashes lists symmetry-related clashes.

Mol	Chain	Non-H	H(model)	H(added)	Clashes	Symm-Clashes
1	A	32644	0	16507	527	0
2	B	1900	0	1951	50	0
3	C	1612	0	1676	64	0
4	D	1703	0	1763	59	0
5	E	1146	0	1207	43	0
6	F	843	0	857	26	0
7	G	1257	0	1296	42	0
8	H	1116	0	1177	36	0
9	I	1010	0	1037	51	0
10	J	792	0	835	25	0
11	K	864	0	881	23	0
12	L	973	0	1062	41	0
13	M	937	0	995	49	0
14	N	492	0	529	23	0
15	O	729	0	768	22	0
16	P	700	0	720	28	0
17	Q	823	0	891	31	0
18	R	574	0	644	22	0
19	S	647	0	673	14	0
20	T	763	0	861	27	0
21	U	208	0	221	14	0
22	A	290	0	0	0	0
22	B	2	0	0	0	0
22	C	2	0	0	0	0
22	D	3	0	0	0	0
22	E	1	0	0	0	0
22	F	1	0	0	0	0
22	H	1	0	0	0	0
22	I	1	0	0	0	0
22	J	1	0	0	0	0
22	P	3	0	0	0	0
22	Q	1	0	0	0	0
23	D	1	0	0	0	0
23	N	1	0	0	0	0
24	A	266	0	0	5	0
24	C	1	0	0	0	0
24	D	1	0	0	0	0

*Continued on next page...*

*Continued from previous page...*

Mol	Chain	Non-H	H(model)	H(added)	Clashes	Symm-Clashes
24	E	5	0	0	0	0
24	T	2	0	0	1	0
All	All	52316	0	36551	1091	0

The all-atom clashscore is defined as the number of clashes found per 1000 atoms (including hydrogen atoms). The all-atom clashscore for this structure is 13.

All (1091) close contacts within the same asymmetric unit are listed below, sorted by their clash magnitude.

Atom-1	Atom-2	Interatomic distance (Å)	Clash overlap (Å)
17:Q:29:HIS:HD2	17:Q:32:TYR:H	1.11	0.92
20:T:100:ILE:HG22	20:T:102:GLY:H	1.33	0.92
17:Q:29:HIS:CD2	17:Q:32:TYR:H	1.94	0.85
1:A:144:G:H1	1:A:178:C:H42	1.23	0.84
1:A:413:G:H8	1:A:428:G:H21	1.24	0.83
1:A:976:G:OP2	1:A:1358:U:O2'	1.97	0.81
1:A:664:G:H22	1:A:741:G:H1	1.28	0.81
1:A:1368:G:H5''	9:I:112:LYS:HB3	1.61	0.81
1:A:1417:G:O2'	1:A:1483:A:N6	2.13	0.81
1:A:989:C:N3	1:A:1216:G:N2	2.30	0.80
12:L:53:ARG:NH1	12:L:92:0TD:OD2	2.13	0.80
1:A:1316:G:H4'	14:N:18:VAL:HG11	1.64	0.80
6:F:7:ASN:HD22	18:R:76:LEU:HD11	1.46	0.80
14:N:8:GLU:HA	14:N:11:LYS:HE2	1.62	0.79
1:A:1406:U:O2'	1:A:1517[B]:G:N2	2.16	0.78
1:A:103:C:OP1	20:T:17:ARG:NH1	2.16	0.78
3:C:150:LYS:HA	3:C:169:ALA:HB3	1.64	0.78
20:T:39:LYS:HG2	20:T:55:ILE:HD13	1.66	0.77
1:A:1047:G:H5''	14:N:4:LYS:HD3	1.66	0.77
4:D:57:ARG:HG3	4:D:202:LEU:HD12	1.67	0.77
7:G:68:ASN:O	7:G:138:LYS:NZ	2.17	0.77
7:G:16:LEU:HD21	9:I:42:ARG:HG3	1.66	0.76
1:A:1200:C:O2	1:A:1205:U:N3	2.19	0.75
9:I:48:GLU:OE1	9:I:51:ARG:NH2	2.20	0.75
1:A:1309:G:OP2	13:M:99:ARG:NH1	2.20	0.75
1:A:419:C:H42	1:A:424:G:H1	1.33	0.74
7:G:86:GLN:HB2	7:G:148:ASN:HD22	1.51	0.74
13:M:86:CYS:SG	13:M:87:TYR:N	2.61	0.74
1:A:279:A:OP2	17:Q:95:TYR:OH	2.06	0.74
10:J:38:ILE:HD11	10:J:71:LEU:HB3	1.68	0.74
1:A:974:A:OP2	14:N:29:ARG:NH2	2.21	0.73

*Continued on next page...*

*Continued from previous page...*

Atom-1	Atom-2	Interatomic distance (Å)	Clash overlap (Å)
2:B:17:PHE:HD1	2:B:18:GLY:H	1.36	0.73
1:A:1125:U:OP2	1:A:1145:C:N4	2.20	0.73
1:A:1240:U:OP1	7:G:119:ARG:NH2	2.20	0.73
1:A:1409:C:O2	1:A:1492:A:N6	2.20	0.73
3:C:14:ILE:HG13	3:C:15:THR:HG23	1.71	0.72
16:P:22:THR:HA	16:P:33:ILE:HG12	1.71	0.72
15:O:74:ASP:HB3	15:O:77:ARG:HD3	1.71	0.72
8:H:69:ARG:NH1	8:H:75:ARG:O	2.22	0.72
4:D:187:ARG:HH22	4:D:188:LEU:HD12	1.55	0.72
13:M:108:ARG:HD3	13:M:114:ARG:HH21	1.54	0.72
1:A:298:A:N6	24:A:2054:HOH:O	2.21	0.72
1:A:95:U:H2'	1:A:96:G:H8	1.52	0.71
1:A:1399:C:H4'	1:A:1400:5MC:H5''	1.72	0.71
1:A:673:G:H2'	1:A:674:G:C8	2.25	0.71
9:I:46:ALA:HB2	9:I:74:ILE:HG23	1.72	0.71
1:A:955:U:H1'	1:A:1227:A:H61	1.55	0.71
4:D:103:ASN:OD1	4:D:114:ARG:NH2	2.23	0.71
11:K:40:ILE:HG22	11:K:41:THR:HG22	1.73	0.71
12:L:24:VAL:HG13	12:L:98:TYR:HE2	1.56	0.71
12:L:27:LEU:O	12:L:29:GLY:N	2.23	0.70
1:A:1418:A:H2'	1:A:1419:G:O4'	1.91	0.70
1:A:191:G:O2'	20:T:102:GLY:O	2.09	0.69
8:H:10:LEU:HD22	8:H:83:ILE:HD11	1.71	0.69
1:A:235:C:H5'	17:Q:70:ARG:HG2	1.75	0.69
17:Q:29:HIS:HD2	17:Q:32:TYR:N	1.90	0.69
9:I:50:LEU:HB3	9:I:55:ALA:HB3	1.74	0.69
1:A:76:C:H2'	1:A:77:G:H8	1.57	0.69
15:O:39:LEU:HD13	15:O:56:LEU:HB2	1.74	0.68
1:A:1409:C:H2'	1:A:1410:G:H8	1.57	0.68
9:I:118:LYS:O	9:I:120:ARG:N	2.24	0.68
5:E:11:ILE:HB	5:E:31:LEU:HB3	1.76	0.68
2:B:104:ASN:OD1	2:B:107:THR:OG1	2.11	0.68
1:A:1270:C:OP2	21:U:24:ARG:NH2	2.22	0.67
4:D:11:LEU:HD13	4:D:66:ARG:HD3	1.77	0.67
1:A:1143:G:H2'	1:A:1144:G:H8	1.58	0.67
1:A:1515[B]:C:H42	1:A:1520[B]:G:H1	1.41	0.67
1:A:130:A:OP2	1:A:190(E):U:O2'	2.03	0.67
1:A:1030:C:O2	1:A:1031:G:N2	2.28	0.67
13:M:97:PRO:HA	13:M:110:ARG:HD3	1.76	0.66
20:T:54:LYS:HA	20:T:57:ARG:HD3	1.76	0.66
3:C:33:LEU:HD21	14:N:53:LEU:HD22	1.76	0.66

*Continued on next page...*



*Continued from previous page...*

Atom-1	Atom-2	Interatomic distance (Å)	Clash overlap (Å)
8:H:111:ILE:HG22	8:H:134:ILE:HD12	1.77	0.66
8:H:83:ILE:HG13	8:H:137:VAL:HG22	1.76	0.66
1:A:1338:G:H2'	1:A:1339:A:C8	2.31	0.66
4:D:78:LEU:HD11	4:D:96:LEU:HB3	1.78	0.66
7:G:35:LYS:HD3	7:G:38:LEU:HD13	1.78	0.66
1:A:1493:A:H2'	1:A:1494:G:H8	1.61	0.66
7:G:152:ALA:HA	7:G:155:ARG:HH21	1.59	0.66
7:G:70:LYS:O	7:G:72:ARG:NH1	2.28	0.66
11:K:90:GLY:HA2	11:K:93:GLN:HB2	1.79	0.65
10:J:48:THR:OG1	10:J:62:HIS:ND1	2.29	0.65
1:A:677:U:H3	1:A:713:G:H22	1.43	0.65
1:A:1021:G:H2'	1:A:1022:G:H8	1.61	0.65
1:A:1510:U:H2'	1:A:1511:G:C8	2.31	0.65
5:E:81:GLU:HG2	5:E:90:VAL:HG22	1.78	0.65
1:A:1412:C:H2'	1:A:1413:A:H8	1.62	0.65
1:A:1150:U:O4	1:A:1151:A:N6	2.30	0.64
15:O:12:ILE:HG23	15:O:27:VAL:HG11	1.79	0.64
1:A:279:A:H5'	1:A:279:A:H8	1.61	0.64
1:A:946:A:H2'	1:A:947:G:C8	2.32	0.64
9:I:86:VAL:HG21	9:I:93:ARG:HG3	1.79	0.64
1:A:1414:U:H2'	1:A:1415:G:C8	2.32	0.64
1:A:1175:G:H2'	1:A:1176:A:H8	1.63	0.64
16:P:15:PRO:HD2	16:P:42:ARG:HD2	1.78	0.64
1:A:1391:U:H2'	1:A:1392:G:C8	2.33	0.64
1:A:875:C:O2'	8:H:14:ARG:NH1	2.31	0.64
1:A:1504:G:OP1	1:A:1507:A:H4'	1.98	0.63
1:A:1025:U:O2	1:A:1026:G:N2	2.32	0.63
6:F:10:LEU:HD12	6:F:59:TYR:HB3	1.79	0.63
11:K:72:ALA:HB1	11:K:77:MET:HG3	1.80	0.63
18:R:88:LYS:OXT	18:R:88:LYS:NZ	2.26	0.63
12:L:24:VAL:HG13	12:L:98:TYR:CE2	2.34	0.63
15:O:70:LEU:HD13	15:O:78:TYR:HA	1.80	0.63
1:A:581:G:O3'	15:O:64:ARG:NH2	2.32	0.63
1:A:481:G:HO2'	1:A:482:A:H8	1.45	0.63
4:D:187:ARG:CZ	4:D:188:LEU:H	2.12	0.63
1:A:344:A:H5'	1:A:345:C:C5	2.33	0.63
1:A:1310:G:H1	1:A:1327:C:H42	1.47	0.63
1:A:1392:G:N2	1:A:1502:A:H8	1.96	0.63
9:I:5:TYR:HE1	9:I:7:THR:HG1	1.44	0.63
9:I:126:SER:HB3	9:I:127:LYS:HD2	1.80	0.63
6:F:50:TYR:CE1	18:R:77:GLY:HA2	2.35	0.62

*Continued on next page...*

*Continued from previous page...*

Atom-1	Atom-2	Interatomic distance (Å)	Clash overlap (Å)
14:N:29:ARG:NH1	14:N:40:CYS:SG	2.70	0.62
4:D:61:LYS:NZ	4:D:62:GLN:OE1	2.23	0.62
17:Q:66:SER:O	17:Q:70:ARG:NH1	2.32	0.62
1:A:1192:C:O2	5:E:25:ARG:NH2	2.31	0.62
1:A:95:U:H2'	1:A:96:G:C8	2.33	0.62
1:A:1392:G:H21	1:A:1502:A:H8	1.48	0.62
13:M:40:ASN:HD22	13:M:43:THR:HG23	1.63	0.62
1:A:450:G:OP1	16:P:43:LYS:NZ	2.33	0.61
9:I:118:LYS:HG2	9:I:121:ARG:HB3	1.81	0.61
3:C:84:ILE:O	3:C:88:ARG:NH1	2.33	0.61
15:O:5:LYS:H	15:O:5:LYS:HD2	1.65	0.61
16:P:41:PRO:O	16:P:43:LYS:HD3	2.01	0.61
1:A:419:C:N3	1:A:424:G:N2	2.43	0.61
1:A:1009:G:N2	1:A:1010:G:N3	2.48	0.61
1:A:558:G:OP2	1:A:559:A:O2'	2.17	0.61
1:A:1435:G:H2'	1:A:1436:U:C6	2.35	0.60
5:E:17:ALA:HB2	5:E:26:PHE:HD2	1.66	0.60
1:A:707:C:H2'	1:A:708:C:H6	1.65	0.60
1:A:933:G:O6	7:G:3:ARG:NH2	2.33	0.60
1:A:943:U:H1'	9:I:124:GLN:HE22	1.66	0.60
1:A:951:G:OP2	13:M:102:ARG:NH2	2.32	0.60
1:A:1033:G:N2	1:A:1034:G:O6	2.34	0.60
1:A:1128:C:H5'	9:I:16:ARG:HH22	1.66	0.60
1:A:1328:C:OP1	21:U:20:LYS:NZ	2.31	0.60
1:A:1417:G:O3'	1:A:1418:A:H8	1.85	0.60
17:Q:48:GLU:HG3	17:Q:50:LYS:HB2	1.83	0.60
1:A:1479:C:H2'	1:A:1480:G:H8	1.66	0.60
1:A:35:G:O2'	12:L:118:SER:O	2.20	0.60
1:A:1143:G:H2'	1:A:1144:G:C8	2.35	0.60
1:A:1003:G:H1	1:A:1038:C:H42	1.50	0.60
7:G:15:ASP:HB3	7:G:19:GLY:H	1.66	0.60
13:M:96:LEU:O	13:M:110:ARG:NH1	2.33	0.60
1:A:130:A:H5'	17:Q:63:ARG:HE	1.67	0.59
3:C:134:ILE:O	3:C:138:VAL:HG23	2.02	0.59
1:A:955:U:H1'	1:A:1227:A:N6	2.17	0.59
1:A:1249:C:O2'	9:I:73:GLN:NE2	2.35	0.59
5:E:97:GLY:N	5:E:117:ASP:OD1	2.34	0.59
1:A:580:U:H2'	1:A:581:G:O4'	2.02	0.59
1:A:1148:U:H1'	9:I:16:ARG:HE	1.67	0.59
3:C:137:ALA:HA	3:C:140:ARG:HE	1.68	0.59
5:E:110:LEU:HD13	5:E:118:ILE:HD13	1.84	0.59

*Continued on next page...*

*Continued from previous page...*

Atom-1	Atom-2	Interatomic distance (Å)	Clash overlap (Å)
1:A:269:C:H2'	1:A:270:A:C8	2.37	0.59
1:A:401:C:O2'	1:A:621:A:N3	2.31	0.59
1:A:437:U:H5'	4:D:155:LEU:HD11	1.85	0.59
1:A:517:G:N1	1:A:533:A:OP2	2.31	0.59
12:L:41:ARG:HH21	12:L:43:VAL:HG12	1.67	0.59
1:A:427:U:OP1	4:D:13:ARG:NH2	2.36	0.59
6:F:74:ASP:OD2	6:F:74:ASP:N	2.35	0.59
1:A:1228:C:N4	13:M:104:ARG:O	2.36	0.59
1:A:36:C:H5''	12:L:123:LYS:HG2	1.85	0.59
1:A:384:G:H2'	1:A:385:C:C6	2.38	0.58
1:A:421:U:O2	3:C:126:ARG:NH1	2.34	0.58
1:A:501:C:H2'	1:A:502:G:C8	2.38	0.58
13:M:10:PRO:HB2	13:M:18:ALA:HB1	1.86	0.58
1:A:129:U:O3'	1:A:129(A):G:H3'	2.04	0.58
1:A:1393:U:HO2'	1:A:1501:C:HO2'	1.50	0.58
9:I:63:ILE:HG21	9:I:77:ILE:HD12	1.85	0.58
1:A:1266:G:N2	1:A:1269:A:OP2	2.27	0.58
1:A:1532:U:H2'	1:A:1533:C:H5''	1.85	0.58
3:C:11:ARG:HA	3:C:178:LEU:HD11	1.84	0.58
7:G:12:LEU:HD12	7:G:21:VAL:HG23	1.86	0.58
12:L:25:PRO:C	12:L:27:LEU:H	2.05	0.58
1:A:258:G:H2'	1:A:259:G:H8	1.67	0.58
6:F:26:ILE:HG21	6:F:63:TYR:HE2	1.69	0.58
1:A:1351:U:H5	9:I:118:LYS:HZ1	1.50	0.58
1:A:1498:UR3:O4'	1:A:1519[A]:MA6:H2	2.04	0.58
1:A:1033:G:H2'	1:A:1034:G:C8	2.39	0.57
8:H:85:ARG:NE	8:H:87:SER:O	2.37	0.57
10:J:62:HIS:HB2	14:N:59:ALA:HB3	1.86	0.57
1:A:76:C:H2'	1:A:77:G:C8	2.39	0.57
4:D:142:PRO:HA	4:D:185:PHE:HD2	1.67	0.57
1:A:1086:U:H3	1:A:1099:G:H22	1.52	0.57
1:A:235:C:N4	24:A:1984:HOH:O	2.36	0.57
3:C:150:LYS:HA	3:C:169:ALA:CB	2.33	0.57
18:R:47:THR:HG22	18:R:48:GLY:H	1.70	0.57
15:O:6:GLU:CD	15:O:6:GLU:H	2.08	0.57
11:K:84:VAL:HG21	11:K:95:ILE:HD11	1.86	0.57
1:A:1316:G:N2	1:A:1319:A:OP2	2.33	0.57
5:E:12:LEU:HD13	5:E:31:LEU:HB2	1.87	0.57
12:L:27:LEU:HD23	12:L:28:LYS:HE2	1.85	0.57
1:A:671:G:H5'	6:F:77:ARG:NH2	2.20	0.56
3:C:152:ILE:HB	3:C:199:LYS:HB2	1.87	0.56

*Continued on next page...*

*Continued from previous page...*

Atom-1	Atom-2	Interatomic distance (Å)	Clash overlap (Å)
4:D:8:VAL:O	4:D:11:LEU:N	2.35	0.56
5:E:15:ARG:HG3	5:E:28:PHE:HE2	1.69	0.56
12:L:90:VAL:HG21	12:L:93:LEU:HD12	1.86	0.56
1:A:658:G:OP1	15:O:8:LYS:NZ	2.38	0.56
1:A:1009:G:H1	1:A:1020:U:H3	1.53	0.56
1:A:1391:U:H2'	1:A:1392:G:H8	1.69	0.56
2:B:19:HIS:ND1	2:B:20:GLU:OE1	2.29	0.56
9:I:8:GLY:HA2	9:I:79:LEU:HD13	1.87	0.56
1:A:1305:G:N2	1:A:1331:G:H1'	2.20	0.56
8:H:119:LEU:HB3	8:H:123:GLU:HB3	1.87	0.56
12:L:102:ARG:NH2	12:L:108:ALA:O	2.36	0.56
1:A:31:G:N2	1:A:48:C:OP1	2.32	0.56
1:A:833:U:H2'	1:A:834:C:C6	2.41	0.56
7:G:87:VAL:HG12	7:G:155:ARG:HH22	1.70	0.56
10:J:79:ARG:O	10:J:82:ILE:N	2.39	0.56
1:A:481:G:O2'	1:A:482:A:H8	1.89	0.56
1:A:620:C:C2	4:D:135:LEU:HD22	2.41	0.56
1:A:833:U:H2'	1:A:834:C:H6	1.71	0.56
19:S:19:VAL:HA	19:S:22:LEU:HB2	1.88	0.56
12:L:75:HIS:HD2	12:L:77:LEU:HB2	1.70	0.56
1:A:973:G:H3'	1:A:974:A:H5''	1.89	0.55
1:A:45:U:H2'	1:A:46:G:C8	2.41	0.55
1:A:1033:G:H2'	1:A:1034:G:H8	1.70	0.55
3:C:52:LEU:HA	3:C:70:VAL:HA	1.87	0.55
14:N:16:PHE:HD1	14:N:19:ARG:HD2	1.70	0.55
16:P:68:ASP:OD1	16:P:68:ASP:N	2.38	0.55
1:A:986:A:H1'	19:S:55:LYS:HA	1.88	0.55
5:E:100:VAL:O	5:E:107:ARG:NH2	2.39	0.55
13:M:117:VAL:HG12	13:M:118:ALA:H	1.70	0.55
16:P:4:ILE:HG12	16:P:21:VAL:HG22	1.89	0.55
3:C:154:SER:OG	3:C:197:GLY:N	2.39	0.55
1:A:1278:U:H5''	1:A:1279:A:H5'	1.87	0.55
1:A:279:A:H5'	1:A:279:A:C8	2.41	0.55
1:A:560:U:H5'	1:A:566:G:C2	2.42	0.55
1:A:966:M2G:HM13	1:A:967:5MC:H1'	1.87	0.55
1:A:1010:G:H2'	1:A:1011:G:H5''	1.87	0.55
1:A:1046:A:H3'	1:A:1047:G:H8	1.72	0.55
1:A:835:U:OP1	18:R:64:ARG:NH2	2.37	0.55
2:B:30:ARG:HG3	2:B:31:TYR:CD2	2.42	0.55
3:C:110:ASN:ND2	3:C:140:ARG:HB3	2.21	0.55
1:A:1064:G:H1'	1:A:1190:G:N2	2.22	0.55

*Continued on next page...*

*Continued from previous page...*

Atom-1	Atom-2	Interatomic distance (Å)	Clash overlap (Å)
1:A:1229:A:OP1	13:M:116:THR:OG1	2.24	0.55
5:E:76:ILE:O	5:E:93:PRO:HB3	2.07	0.55
10:J:61:GLU:OE2	14:N:58:LYS:NZ	2.38	0.55
1:A:411:A:N9	1:A:413:G:H1'	2.22	0.55
1:A:1004:A:H5''	1:A:1025:U:N3	2.22	0.55
1:A:1047:G:H2'	1:A:1048:G:H5'	1.88	0.55
18:R:19:LYS:HD3	18:R:55:ARG:HD3	1.89	0.54
1:A:707:C:H2'	1:A:708:C:C6	2.41	0.54
1:A:1128:C:O2'	1:A:1130:A:N7	2.40	0.54
1:A:1442:G:N7	1:A:1446:A:N6	2.54	0.54
2:B:18:GLY:HA3	2:B:41:ILE:HA	1.88	0.54
2:B:21:ARG:HA	2:B:39:ILE:HA	1.89	0.54
3:C:11:ARG:HG2	3:C:178:LEU:HD21	1.89	0.54
10:J:44:VAL:HG21	10:J:66:ARG:HH21	1.73	0.54
1:A:953:G:H5'	1:A:965:A:H61	1.71	0.54
1:A:959:A:HO2'	1:A:984:C:HO2'	1.53	0.54
1:A:279:A:OP1	1:A:280:C:O2'	2.21	0.54
1:A:1211:U:H5'	1:A:1212:U:OP1	2.08	0.54
13:M:34:LEU:HD12	13:M:39:ILE:HB	1.89	0.54
1:A:1425:U:H3	1:A:1475:G:H1	1.56	0.54
16:P:17:TYR:HB2	16:P:39:TYR:HB3	1.89	0.54
1:A:56:U:H2'	1:A:57:G:C8	2.42	0.54
1:A:825:G:H21	8:H:11:THR:HG21	1.72	0.54
1:A:992:U:H3	1:A:1044:A:N6	2.05	0.54
1:A:1175:G:H2'	1:A:1176:A:C8	2.43	0.54
1:A:1314:C:H2'	1:A:1315:U:C6	2.42	0.54
2:B:180:LEU:HB2	2:B:182:ILE:HG13	1.90	0.54
9:I:49:PRO:HG3	9:I:101:PHE:CD2	2.43	0.54
20:T:50:GLU:HA	20:T:100:ILE:HG13	1.89	0.54
1:A:1057:G:H5''	3:C:154:SER:HB2	1.90	0.54
5:E:102:ALA:O	5:E:107:ARG:NH1	2.40	0.54
1:A:443:C:H42	1:A:491:G:H1	1.56	0.54
1:A:455:C:H42	1:A:477:G:H1	1.54	0.54
1:A:790:A:H2'	1:A:791:G:C8	2.43	0.54
1:A:992:U:H3	1:A:1044:A:H62	1.56	0.54
1:A:1240:U:C2	7:G:32:ARG:HD2	2.43	0.54
8:H:87:SER:HA	8:H:93:VAL:HG13	1.89	0.54
1:A:1499:A:H1'	1:A:1520[A]:G:H5'	1.89	0.53
18:R:21:LYS:HD3	18:R:57:GLY:HA2	1.90	0.53
1:A:542:G:OP1	4:D:10:ARG:NH2	2.40	0.53
2:B:223:ILE:HG22	2:B:228:GLY:HA3	1.89	0.53

*Continued on next page...*

*Continued from previous page...*

Atom-1	Atom-2	Interatomic distance (Å)	Clash overlap (Å)
13:M:22:ILE:HB	13:M:25:ILE:HB	1.90	0.53
1:A:1413:A:H2	1:A:1487:G:H22	1.55	0.53
13:M:16:ASP:OD1	13:M:16:ASP:N	2.41	0.53
7:G:108:ALA:O	7:G:119:ARG:HB3	2.08	0.53
8:H:120:THR:OG1	8:H:123:GLU:HB2	2.09	0.53
9:I:24:GLY:N	9:I:60:ASP:OD1	2.36	0.53
1:A:258:G:H2'	1:A:259:G:C8	2.43	0.53
1:A:859:A:OP2	1:A:869:G:N1	2.35	0.53
3:C:179:ARG:HD2	3:C:206:GLU:HG3	1.90	0.53
6:F:83:ASP:OD1	6:F:83:ASP:N	2.41	0.53
7:G:87:VAL:HG12	7:G:155:ARG:NH2	2.24	0.53
1:A:36:C:N4	24:A:2134:HOH:O	2.32	0.53
1:A:184:G:H2'	1:A:185:A:H8	1.73	0.53
11:K:84:VAL:HG11	11:K:91:ARG:HD3	1.90	0.53
1:A:1101:A:H4'	1:A:1102:A:O5'	2.09	0.53
7:G:40:ALA:HB3	9:I:41:VAL:HG21	1.90	0.53
14:N:17:LYS:HG3	14:N:18:VAL:HG13	1.90	0.53
1:A:1147:C:HO2'	9:I:5:TYR:HH	1.56	0.53
1:A:1515[A]:C:N3	1:A:1520[A]:G:N2	2.51	0.53
5:E:33:VAL:HG12	5:E:112:LEU:HD12	1.90	0.53
7:G:67:GLU:HA	7:G:70:LYS:HE2	1.90	0.53
3:C:19:GLU:OE1	3:C:54:ARG:NE	2.42	0.52
1:A:512:U:OP1	4:D:46:LYS:NZ	2.38	0.52
1:A:524:G:H2'	1:A:525:C:C6	2.44	0.52
9:I:25:LYS:NZ	9:I:60:ASP:OD2	2.41	0.52
15:O:64:ARG:HE	15:O:68:ARG:HH22	1.58	0.52
1:A:502:G:H2'	1:A:503:C:O4'	2.09	0.52
1:A:1006:C:OP1	1:A:1037:C:O2'	2.27	0.52
1:A:1409:C:H2'	1:A:1410:G:C8	2.40	0.52
16:P:13:HIS:O	16:P:42:ARG:NH1	2.42	0.52
20:T:44:ALA:HB1	20:T:91:LEU:HB3	1.91	0.52
1:A:714:G:H2'	1:A:715:A:C8	2.44	0.52
5:E:80:ILE:HD11	5:E:91:LEU:HD12	1.92	0.52
11:K:40:ILE:HG23	11:K:75:TYR:CD1	2.44	0.52
1:A:359:U:H2'	1:A:360:A:C8	2.45	0.52
1:A:1251:A:H2'	1:A:1252:A:C8	2.45	0.52
1:A:1356:G:H2'	1:A:1357:A:C8	2.44	0.52
2:B:107:THR:O	2:B:110:GLN:HB2	2.09	0.52
5:E:80:ILE:HG13	5:E:138:ALA:HB1	1.91	0.52
17:Q:29:HIS:CD2	17:Q:32:TYR:HB2	2.45	0.52
21:U:6:ARG:HB3	21:U:15:ARG:NH1	2.24	0.52

*Continued on next page...*

*Continued from previous page...*

Atom-1	Atom-2	Interatomic distance (Å)	Clash overlap (Å)
1:A:7:G:H5'	1:A:298:A:O4'	2.09	0.52
1:A:665:A:N3	1:A:732:C:H2'	2.25	0.52
1:A:1343:G:H1'	9:I:121:ARG:NH1	2.25	0.52
3:C:167:TRP:CG	3:C:168:ALA:N	2.77	0.52
5:E:101:ILE:O	5:E:120:THR:HB	2.10	0.52
1:A:547:A:OP2	4:D:2:GLY:N	2.42	0.52
1:A:795:C:H5''	1:A:796:C:OP2	2.10	0.52
1:A:836:G:OP1	18:R:61:LYS:NZ	2.37	0.52
1:A:1228:C:H4'	13:M:116:THR:HA	1.92	0.52
2:B:60:ASP:OD2	2:B:64:ARG:NH1	2.34	0.52
18:R:34:TYR:CE1	18:R:35:ARG:HG3	2.44	0.52
1:A:1168:A:H2'	1:A:1169:A:C8	2.45	0.52
1:A:1412:C:N3	1:A:1489:G:N2	2.58	0.52
1:A:1518[B]:MA6:H102	1:A:1519[B]:MA6:H103	1.92	0.52
1:A:1520[A]:G:H2'	1:A:1521:G:H8	1.75	0.52
8:H:28:ALA:HB2	8:H:59:LEU:HG	1.92	0.52
12:L:70:ILE:HG12	12:L:77:LEU:HD12	1.92	0.52
13:M:49:THR:HG22	13:M:51:ALA:H	1.74	0.52
1:A:1531:A:O5'	1:A:1531:A:H8	1.93	0.51
2:B:24:TRP:CZ3	2:B:26:PRO:HA	2.45	0.51
8:H:124:ALA:O	8:H:128:GLY:N	2.40	0.51
1:A:885:G:O2'	1:A:914:A:N1	2.40	0.51
1:A:1415:G:H2'	1:A:1416:G:C8	2.46	0.51
1:A:264:U:H4'	17:Q:63:ARG:HD3	1.92	0.51
1:A:1437:C:H2'	1:A:1438:G:H8	1.75	0.51
8:H:86:ILE:HG21	8:H:133:LEU:HD22	1.91	0.51
1:A:1404:5MC:H1'	1:A:1499:A:C2	2.46	0.51
4:D:70:ILE:HD11	4:D:100:ARG:CZ	2.40	0.51
11:K:108:ILE:HB	18:R:87:ARG:O	2.10	0.51
1:A:1305:G:H22	1:A:1331:G:H1'	1.74	0.51
5:E:80:ILE:HD12	5:E:142:LEU:HD21	1.92	0.51
8:H:24:THR:HG22	8:H:63:LEU:HD21	1.93	0.51
21:U:5:ASP:HB3	21:U:8:THR:OG1	2.10	0.51
1:A:263:A:OP2	20:T:79:ARG:NH1	2.44	0.51
1:A:299:G:H2'	1:A:300:A:C8	2.46	0.51
1:A:382:A:H2'	1:A:383:A:C8	2.45	0.51
2:B:98:LEU:HB2	2:B:101:MET:HG3	1.92	0.51
21:U:13:ILE:HG22	21:U:22:ARG:CZ	2.40	0.51
1:A:1260:C:OP1	1:A:1284:C:O2'	2.26	0.51
3:C:22:TRP:HB3	3:C:59:ARG:HB2	1.93	0.51
1:A:56:U:H2'	1:A:57:G:H8	1.75	0.51

*Continued on next page...*

*Continued from previous page...*

Atom-1	Atom-2	Interatomic distance (Å)	Clash overlap (Å)
1:A:1064:G:H1'	1:A:1190:G:H21	1.75	0.51
2:B:167:PRO:HG3	2:B:186:ALA:HB1	1.92	0.51
3:C:36:ASP:O	3:C:40:ARG:HG2	2.11	0.51
12:L:27:LEU:HG	12:L:28:LYS:H	1.75	0.51
1:A:1145:C:O2'	1:A:1146:A:O5'	2.29	0.50
1:A:1347:G:N2	1:A:1373:G:H2'	2.27	0.50
1:A:1199:U:O5'	1:A:1199:U:H6	1.94	0.50
1:A:1539:C:H2'	1:A:1540:PSU:O4'	2.11	0.50
15:O:25:THR:O	15:O:29:VAL:HG23	2.09	0.50
16:P:71:ARG:HG3	16:P:80:PHE:HE1	1.75	0.50
1:A:691:G:H2'	1:A:692:U:C6	2.46	0.50
1:A:1111:A:N1	3:C:177:THR:HB	2.27	0.50
7:G:18:TYR:CG	7:G:59:LEU:HD22	2.47	0.50
1:A:509:A:H5'	4:D:54:TYR:HD2	1.76	0.50
4:D:65:ARG:HG3	4:D:75:PHE:CD1	2.46	0.50
10:J:74:ILE:HG22	10:J:75:ILE:H	1.76	0.50
1:A:179:A:H2'	1:A:180:U:C6	2.46	0.50
1:A:1392:G:H2'	1:A:1393:U:H6	1.75	0.50
1:A:1520[A]:G:H2'	1:A:1521:G:C8	2.46	0.50
3:C:180:ALA:HB1	3:C:203:PHE:CD1	2.46	0.50
1:A:1437:C:H2'	1:A:1438:G:C8	2.47	0.50
1:A:1489:G:H2'	1:A:1490:C:C6	2.47	0.50
1:A:222:U:H2'	1:A:223:U:C6	2.47	0.50
1:A:757:U:H2'	1:A:758:G:O4'	2.11	0.50
1:A:1049:U:H4'	1:A:1050:G:O5'	2.11	0.50
2:B:19:HIS:ND1	2:B:189:ASP:OD2	2.45	0.50
3:C:130:VAL:HG21	3:C:157:ILE:HG23	1.94	0.50
11:K:33:THR:HG22	11:K:39:PRO:HA	1.94	0.50
16:P:32:TYR:HE2	16:P:35:LYS:HB2	1.77	0.50
20:T:73:HIS:CD2	20:T:73:HIS:N	2.80	0.50
1:A:646:U:H2'	1:A:647:C:C6	2.47	0.49
1:A:1158:C:H2'	1:A:1158:C:O2	2.12	0.49
5:E:84:PHE:HB3	5:E:134:ALA:HB2	1.93	0.49
13:M:3:ARG:HA	13:M:8:GLU:O	2.12	0.49
19:S:29:ARG:HB3	19:S:30:LEU:HD22	1.92	0.49
1:A:1058:G:H2'	1:A:1059:C:O4'	2.12	0.49
1:A:1179:A:H2'	1:A:1180:A:O4'	2.12	0.49
1:A:1234:C:H1'	1:A:1364:U:O2	2.12	0.49
3:C:24:ALA:HB3	3:C:29:TYR:CD1	2.47	0.49
3:C:58:GLU:H	3:C:65:ALA:HB3	1.77	0.49
6:F:32:ASN:O	6:F:71:ARG:NH2	2.45	0.49

*Continued on next page...*



*Continued from previous page...*

Atom-1	Atom-2	Interatomic distance (Å)	Clash overlap (Å)
9:I:90:PRO:O	9:I:93:ARG:HB2	2.12	0.49
10:J:64:GLU:O	14:N:56:VAL:HA	2.12	0.49
11:K:98:LEU:HA	11:K:101:SER:HB3	1.94	0.49
12:L:92:0TD:N	12:L:92:0TD:OD1	2.44	0.49
17:Q:24:GLU:HG2	17:Q:39:SER:HB3	1.93	0.49
21:U:10:ARG:HG3	21:U:13:ILE:HD11	1.94	0.49
1:A:413:G:H2'	1:A:428:G:N2	2.27	0.49
2:B:23:ARG:HA	2:B:23:ARG:NH1	2.27	0.49
3:C:130:VAL:O	3:C:134:ILE:HG13	2.13	0.49
12:L:27:LEU:C	12:L:29:GLY:H	2.14	0.49
1:A:253:U:H2'	1:A:254:G:C8	2.48	0.49
1:A:421:U:H5'	1:A:422:C:C5	2.48	0.49
1:A:1415:G:H1	1:A:1485:U:H3	1.59	0.49
4:D:65:ARG:HG3	4:D:75:PHE:CG	2.48	0.49
5:E:43:LEU:HD11	5:E:132:ALA:HB1	1.93	0.49
5:E:98:THR:HB	5:E:117:ASP:HB3	1.94	0.49
6:F:21:LEU:HD21	6:F:82:ARG:HH22	1.77	0.49
13:M:27:LYS:HE2	13:M:27:LYS:HA	1.94	0.49
1:A:616:G:H1'	1:A:625:G:N2	2.27	0.49
1:A:706:A:H4'	11:K:29:ILE:HD11	1.94	0.49
3:C:147:LYS:HE2	3:C:205:GLY:H	1.77	0.49
8:H:113:SER:HB2	8:H:134:ILE:HD11	1.95	0.49
9:I:19:LEU:HD21	9:I:59:PHE:CG	2.47	0.49
12:L:57:LYS:HD3	12:L:67:THR:HG23	1.93	0.49
1:A:503:C:OP2	12:L:116:SER:HB3	2.12	0.49
1:A:1267:C:O2	21:U:20:LYS:HD3	2.13	0.49
2:B:88:ALA:HB2	2:B:219:VAL:HG13	1.94	0.49
4:D:4:TYR:OH	4:D:7:PRO:O	2.23	0.49
6:F:7:ASN:HD21	18:R:34:TYR:HE1	1.59	0.49
1:A:902:G:H2'	1:A:903:G:H8	1.77	0.49
9:I:29:ASN:O	9:I:29:ASN:ND2	2.42	0.49
10:J:49:VAL:HB	14:N:41:ARG:HG3	1.95	0.49
1:A:144:G:H1	1:A:178:C:N4	2.02	0.49
1:A:978:A:H8	1:A:978:A:OP1	1.96	0.49
4:D:187:ARG:HH12	4:D:188:LEU:HG	1.78	0.49
5:E:105:VAL:HB	5:E:106:PRO:HD3	1.95	0.49
13:M:63:THR:HG23	13:M:64:TRP:H	1.77	0.49
11:K:79:SER:OG	11:K:106:LYS:NZ	2.45	0.49
1:A:99:C:H2'	1:A:101:A:C8	2.48	0.49
1:A:411:A:C8	1:A:413:G:H1'	2.48	0.49
1:A:450:G:H4'	16:P:41:PRO:HB2	1.94	0.49

*Continued on next page...*

*Continued from previous page...*

Atom-1	Atom-2	Interatomic distance (Å)	Clash overlap (Å)
2:B:184:VAL:HG12	2:B:197:VAL:HG13	1.95	0.49
4:D:3:ARG:HG3	4:D:4:TYR:H	1.78	0.49
9:I:73:GLN:O	9:I:77:ILE:HG12	2.12	0.49
1:A:421:U:H5'	1:A:422:C:H5	1.78	0.48
1:A:836:G:C6	1:A:851:G:C6	3.01	0.48
1:A:1131:G:H2'	1:A:1132:C:C6	2.48	0.48
1:A:1142:G:H2'	1:A:1143:G:O4'	2.13	0.48
2:B:181:PHE:CE2	8:H:70:GLN:HB3	2.48	0.48
4:D:190:ASP:OD1	4:D:191:ARG:N	2.43	0.48
7:G:65:ALA:HB1	7:G:127:ALA:HB3	1.95	0.48
15:O:33:THR:HG23	15:O:63:ARG:NH1	2.28	0.48
1:A:657:G:H2'	1:A:658:G:H8	1.78	0.48
1:A:986:A:H2'	1:A:987:G:O4'	2.11	0.48
1:A:1026:G:O6	1:A:1036:G:N2	2.45	0.48
1:A:1130:A:H5''	9:I:20:ARG:HH21	1.78	0.48
2:B:158:LEU:HD12	2:B:158:LEU:H	1.78	0.48
10:J:51:ARG:CZ	10:J:61:GLU:HB3	2.43	0.48
14:N:6:LEU:HB3	14:N:23:ARG:NH2	2.28	0.48
1:A:77:G:H2'	1:A:78:G:C8	2.48	0.48
1:A:90:U:O2'	1:A:91:C:O5'	2.27	0.48
1:A:908:A:C2	1:A:909:A:C4	3.01	0.48
3:C:131:ARG:HA	3:C:134:ILE:HD12	1.94	0.48
3:C:134:ILE:HG23	3:C:151:VAL:HB	1.96	0.48
7:G:74:GLU:HG2	7:G:91:VAL:HG22	1.93	0.48
12:L:87:GLY:H	12:L:99:HIS:H	1.61	0.48
2:B:114:ARG:NH1	2:B:118:LEU:HD21	2.29	0.48
10:J:25:GLU:HA	10:J:28:ARG:HG2	1.96	0.48
16:P:6:LEU:HD23	16:P:17:TYR:CG	2.48	0.48
1:A:77:G:C4	1:A:93:G:N2	2.81	0.48
1:A:923:A:OP1	5:E:21:ALA:HB2	2.13	0.48
3:C:11:ARG:O	3:C:16:ARG:HB2	2.13	0.48
5:E:144:THR:O	5:E:148:VAL:HG23	2.14	0.48
6:F:23:LYS:O	6:F:27:GLN:HG2	2.14	0.48
7:G:113:GLU:H	7:G:113:GLU:HG2	1.43	0.48
14:N:40:CYS:O	14:N:44:LEU:N	2.27	0.48
16:P:74:LEU:O	16:P:79:VAL:HG23	2.12	0.48
1:A:451:A:N6	1:A:481:G:C4	2.81	0.48
4:D:191:ARG:HH11	4:D:191:ARG:HA	1.77	0.48
8:H:127:LEU:HD13	8:H:127:LEU:HA	1.70	0.48
1:A:114:U:O2'	1:A:115:G:H5'	2.13	0.48
1:A:736:C:H2'	1:A:737:A:C8	2.49	0.48

*Continued on next page...*

*Continued from previous page...*

Atom-1	Atom-2	Interatomic distance (Å)	Clash overlap (Å)
1:A:1417:G:H2'	1:A:1482:G:N2	2.29	0.48
4:D:153:ARG:HH11	4:D:181:MET:HB2	1.78	0.48
5:E:98:THR:N	5:E:117:ASP:OD1	2.47	0.48
1:A:1004:A:H5''	1:A:1025:U:C2	2.48	0.48
7:G:73:MET:HA	7:G:91:VAL:HG23	1.94	0.48
9:I:23:ASN:HB3	9:I:25:LYS:HZ2	1.79	0.48
1:A:77:G:C6	1:A:93:G:N1	2.81	0.48
1:A:527:7MG:O2'	1:A:535:A:N1	2.43	0.48
1:A:706:A:C4'	11:K:29:ILE:HD11	2.44	0.48
8:H:20:TYR:CE1	8:H:76:PRO:HG2	2.49	0.48
13:M:39:ILE:H	13:M:39:ILE:HD12	1.78	0.48
13:M:87:TYR:HB3	19:S:73:GLU:HG2	1.95	0.48
1:A:78:G:C6	1:A:79:G:C8	3.02	0.48
1:A:839:U:H5'	1:A:840:C:H5	1.77	0.48
4:D:18:LYS:HD3	4:D:20:TYR:HE2	1.77	0.48
1:A:268:C:H2'	1:A:269:C:H6	1.79	0.47
1:A:436:C:H2'	1:A:437:U:C6	2.49	0.47
1:A:1486:G:C6	1:A:1487:G:C6	3.01	0.47
1:A:1496:C:H2'	1:A:1497:G:O4'	2.14	0.47
9:I:99:LEU:HB3	9:I:101:PHE:CD1	2.49	0.47
17:Q:27:PHE:CE1	17:Q:36:ILE:HD11	2.49	0.47
20:T:45:GLN:HA	20:T:91:LEU:HD12	1.96	0.47
1:A:310:G:OP2	16:P:27:LYS:NZ	2.31	0.47
1:A:1030(B):C:H41	1:A:1030(C):G:N2	2.12	0.47
1:A:1392:G:H2'	1:A:1393:U:C6	2.49	0.47
6:F:22:GLU:OE2	6:F:82:ARG:HG2	2.13	0.47
1:A:560:U:H5'	1:A:566:G:N2	2.29	0.47
1:A:1040:U:H2'	1:A:1041:A:C8	2.50	0.47
1:A:1366:C:H2'	1:A:1367:C:C6	2.48	0.47
6:F:2:ARG:HE	6:F:69:GLU:HB3	1.78	0.47
7:G:26:PHE:O	7:G:30:ILE:HG13	2.14	0.47
7:G:140:ASP:O	7:G:144:MET:HG2	2.14	0.47
13:M:65:LYS:O	13:M:66:LEU:HD23	2.15	0.47
1:A:89:C:H2'	1:A:90:U:O4'	2.14	0.47
1:A:1347:G:O6	9:I:10:ARG:NH2	2.47	0.47
2:B:23:ARG:O	2:B:24:TRP:HD1	1.98	0.47
13:M:107:ALA:HB3	13:M:111:LYS:HE3	1.95	0.47
3:C:139:GLN:O	3:C:143:GLU:N	2.47	0.47
4:D:61:LYS:HD3	4:D:206:PHE:CE2	2.50	0.47
5:E:35:GLY:HA3	5:E:112:LEU:HB3	1.96	0.47
8:H:82:HIS:CE1	8:H:84:ARG:HD3	2.50	0.47

*Continued on next page...*

*Continued from previous page...*

Atom-1	Atom-2	Interatomic distance (Å)	Clash overlap (Å)
17:Q:59:ILE:HG23	17:Q:71:PHE:HB3	1.96	0.47
1:A:17:U:H2'	1:A:18:C:C6	2.48	0.47
1:A:445:G:H1	1:A:489:C:H42	1.63	0.47
1:A:967:5MC:H5''	1:A:968:A:H2'	1.95	0.47
1:A:981:U:H2'	1:A:982:U:C5	2.50	0.47
1:A:1359:C:O2'	1:A:1361:G:N7	2.46	0.47
1:A:1402:4OC:H2'	1:A:1403:C:O4'	2.15	0.47
1:A:1487:G:H2'	1:A:1488:G:O4'	2.15	0.47
2:B:187:LEU:HD22	2:B:187:LEU:HA	1.58	0.47
10:J:6:ILE:HG23	10:J:96:ILE:HG23	1.95	0.47
12:L:28:LYS:HG3	12:L:33:ARG:CZ	2.45	0.47
13:M:3:ARG:O	13:M:57:ARG:NH2	2.34	0.47
15:O:6:GLU:OE1	15:O:6:GLU:N	2.33	0.47
18:R:53:ARG:HA	18:R:56:THR:OG1	2.14	0.47
1:A:77:G:N2	1:A:78:G:C4	2.82	0.47
1:A:411:A:OP1	4:D:30:LYS:NZ	2.41	0.47
1:A:1152:A:H5''	10:J:13:HIS:CD2	2.49	0.47
3:C:172:ARG:HB2	3:C:172:ARG:HH11	1.80	0.47
4:D:64:LEU:HG	4:D:198:VAL:HG11	1.97	0.47
7:G:69:VAL:HG21	7:G:134:ALA:HB1	1.97	0.47
12:L:47:LYS:HD2	12:L:48:PRO:HD3	1.96	0.47
1:A:130:A:H1'	1:A:263:A:O2'	2.15	0.47
1:A:173:U:H6	1:A:198:G:HO2'	1.60	0.47
1:A:235:C:H5'	17:Q:70:ARG:CG	2.44	0.47
1:A:1488:G:C6	1:A:1489:G:C6	3.02	0.47
13:M:40:ASN:O	13:M:43:THR:OG1	2.31	0.47
1:A:103:C:O2'	1:A:172:A:N1	2.39	0.47
1:A:184:G:H2'	1:A:185:A:C8	2.50	0.47
1:A:247:G:OP2	17:Q:100:LYS:HD3	2.14	0.47
1:A:253:U:H2'	1:A:254:G:H8	1.80	0.47
1:A:926:G:H3'	1:A:1505:G:H21	1.79	0.47
1:A:1244:C:H42	1:A:1293:G:H1	1.63	0.47
11:K:19:ALA:HB2	11:K:80:VAL:HG11	1.97	0.47
15:O:64:ARG:HE	15:O:68:ARG:NH2	2.13	0.47
1:A:1000:U:H2'	1:A:1001:A:C8	2.49	0.47
14:N:32:SER:O	14:N:40:CYS:HB2	2.15	0.47
17:Q:3:LYS:HD3	17:Q:61:GLU:O	2.15	0.47
1:A:983:A:O2'	1:A:1050:G:OP2	2.33	0.46
1:A:1515[B]:C:N4	1:A:1520[B]:G:H1	2.12	0.46
7:G:144:MET:O	7:G:147:ALA:HB3	2.15	0.46
8:H:45:ILE:HG13	8:H:47:GLY:H	1.80	0.46

*Continued on next page...*

*Continued from previous page...*

Atom-1	Atom-2	Interatomic distance (Å)	Clash overlap (Å)
10:J:38:ILE:HA	10:J:39:PRO:HD3	1.70	0.46
19:S:41:VAL:HG22	19:S:44:MET:HG3	1.97	0.46
1:A:1241:G:H2'	1:A:1242:C:H6	1.80	0.46
1:A:1511:G:H2'	1:A:1512:U:O4'	2.15	0.46
5:E:78:HIS:HD2	8:H:107:LEU:HD12	1.79	0.46
1:A:436:C:H2'	1:A:437:U:H6	1.79	0.46
1:A:673:G:O3'	6:F:87:ARG:NH2	2.48	0.46
1:A:981:U:H2'	1:A:982:U:H5	1.80	0.46
1:A:1069:C:O2'	1:A:1192:C:H1'	2.15	0.46
1:A:1372:U:H2'	1:A:1373:G:O4'	2.15	0.46
3:C:91:LEU:HD21	3:C:99:VAL:HG22	1.97	0.46
4:D:108:LEU:HD23	4:D:108:LEU:HA	1.76	0.46
11:K:38:ASN:HA	11:K:39:PRO:HD3	1.80	0.46
12:L:75:HIS:CD2	12:L:77:LEU:HB2	2.50	0.46
18:R:22:VAL:HG23	18:R:55:ARG:O	2.15	0.46
1:A:1189:C:P	10:J:51:ARG:HH22	2.39	0.46
1:A:1490:C:H2'	1:A:1491:G:H8	1.81	0.46
3:C:10:PHE:CE1	3:C:178:LEU:HB2	2.51	0.46
3:C:112:SER:HB3	3:C:115:LEU:HD12	1.97	0.46
4:D:131:ARG:HD2	4:D:131:ARG:N	2.30	0.46
6:F:48:LEU:HD13	6:F:52:ILE:HG13	1.97	0.46
18:R:51:LEU:HD23	18:R:52:PRO:HD2	1.97	0.46
1:A:730:G:N2	1:A:765:G:H5''	2.31	0.46
1:A:794:A:C5	1:A:795:C:C4	3.03	0.46
1:A:923:A:O2'	1:A:1399:C:OP2	2.22	0.46
3:C:73:PRO:HA	3:C:76:VAL:HG12	1.98	0.46
15:O:17:ARG:NE	15:O:77:ARG:HH12	2.14	0.46
19:S:41:VAL:HG23	19:S:43:GLU:HG2	1.98	0.46
1:A:1405:G:O2'	1:A:1518[A]:MA6:O2'	2.23	0.46
2:B:21:ARG:HA	2:B:39:ILE:HG23	1.97	0.46
10:J:44:VAL:HG22	10:J:66:ARG:HE	1.81	0.46
1:A:1000:U:C4	1:A:1042:G:C6	3.04	0.46
1:A:1009:G:N2	1:A:1010:G:H1'	2.31	0.46
1:A:1517[A]:G:H2'	1:A:1518[A]:MA6:H8	1.96	0.46
4:D:208:SER:OG	5:E:101:ILE:HD12	2.16	0.46
6:F:4:TYR:CZ	6:F:72:VAL:HG21	2.51	0.46
13:M:29:ARG:O	13:M:32:GLU:HB3	2.15	0.46
20:T:73:HIS:CD2	20:T:73:HIS:H	2.34	0.46
1:A:445:G:C2	1:A:490:G:C2	3.04	0.46
1:A:722:A:O3'	1:A:723:U:H6	1.98	0.46
2:B:24:TRP:CG	2:B:25:ASN:N	2.83	0.46

*Continued on next page...*

*Continued from previous page...*

Atom-1	Atom-2	Interatomic distance (Å)	Clash overlap (Å)
2:B:142:LEU:O	2:B:146:GLN:HG2	2.14	0.46
4:D:46:LYS:HG2	4:D:47:ARG:H	1.81	0.46
13:M:2:ALA:O	13:M:10:PRO:HD2	2.16	0.46
1:A:131:C:H2'	1:A:132:C:C6	2.51	0.46
1:A:1070:U:H2'	1:A:1071:C:H6	1.79	0.46
2:B:118:LEU:HB2	2:B:142:LEU:HD23	1.98	0.46
2:B:189:ASP:HB3	2:B:203:GLY:O	2.15	0.46
9:I:99:LEU:HB3	9:I:101:PHE:HD1	1.80	0.46
9:I:108:VAL:HG12	9:I:109:VAL:H	1.81	0.46
11:K:51:LYS:HA	11:K:51:LYS:HD3	1.62	0.46
12:L:86:ARG:HB2	12:L:101:VAL:HG23	1.97	0.46
1:A:343:U:O2'	1:A:346:G:O6	2.27	0.45
1:A:1330:U:H2'	1:A:1331:G:H5'	1.97	0.45
5:E:80:ILE:HG22	8:H:104:ARG:HH21	1.81	0.45
18:R:47:THR:HA	18:R:83:GLU:HB2	1.98	0.45
20:T:14:LYS:O	20:T:18:GLN:HG3	2.17	0.45
1:A:78:G:N1	1:A:92:C:N4	2.64	0.45
1:A:79:G:H2'	1:A:79:G:N3	2.32	0.45
1:A:448:A:P	1:A:485:G:H22	2.39	0.45
1:A:1003:G:H1	1:A:1038:C:N4	2.11	0.45
1:A:1201:A:H4'	1:A:1202:G:O5'	2.16	0.45
1:A:1243:C:P	21:U:10:ARG:HH12	2.39	0.45
1:A:1412:C:H2'	1:A:1413:A:C8	2.48	0.45
1:A:1427:U:H2'	1:A:1428:A:C8	2.51	0.45
2:B:217:ARG:HD3	2:B:217:ARG:HA	1.77	0.45
3:C:130:VAL:HG11	3:C:153:VAL:HG21	1.98	0.45
5:E:118:ILE:HG12	5:E:119:LEU:N	2.31	0.45
6:F:19:LEU:HD22	6:F:23:LYS:HE2	1.98	0.45
10:J:79:ARG:HD2	10:J:79:ARG:HA	1.74	0.45
12:L:27:LEU:HB3	12:L:28:LYS:HG2	1.97	0.45
1:A:254:G:OP1	17:Q:67:LYS:O	2.34	0.45
1:A:270:A:H2'	1:A:271:C:C6	2.52	0.45
1:A:279:A:H5''	1:A:281:G:O4'	2.16	0.45
1:A:384:G:H2'	1:A:385:C:H6	1.80	0.45
1:A:544:G:C6	1:A:545:C:C4	3.05	0.45
1:A:986:A:O2'	19:S:55:LYS:O	2.35	0.45
2:B:114:ARG:HA	2:B:114:ARG:HD3	1.79	0.45
2:B:200:ILE:HG12	2:B:201:ILE:N	2.31	0.45
13:M:17:VAL:O	13:M:20:THR:HG22	2.16	0.45
16:P:43:LYS:HB2	16:P:43:LYS:HE2	1.73	0.45
1:A:204:U:H5'	1:A:216:G:C8	2.52	0.45

*Continued on next page...*

*Continued from previous page...*

Atom-1	Atom-2	Interatomic distance (Å)	Clash overlap (Å)
1:A:267:C:H2'	1:A:268:C:C6	2.51	0.45
1:A:792:A:H1'	1:A:793:U:OP2	2.17	0.45
1:A:859:A:H2'	1:A:860:A:O4'	2.17	0.45
1:A:865:A:H2'	1:A:866:C:C6	2.52	0.45
1:A:939:G:H5''	7:G:102:ARG:NH1	2.31	0.45
1:A:1034:G:H2'	1:A:1035:A:H8	1.81	0.45
1:A:1128:C:H5'	9:I:16:ARG:NH2	2.31	0.45
1:A:1200:C:OP1	1:A:1201:A:O2'	2.25	0.45
3:C:52:LEU:HD11	3:C:68:VAL:HG22	1.98	0.45
3:C:89:GLU:O	3:C:93:LYS:HG2	2.16	0.45
13:M:68:GLY:HA2	13:M:71:ARG:HD2	1.99	0.45
20:T:75:ASN:OD1	20:T:75:ASN:N	2.50	0.45
1:A:236:G:H2'	1:A:237:C:O4'	2.16	0.45
3:C:38:ARG:HD2	3:C:94:LEU:HD21	1.98	0.45
11:K:41:THR:OG1	11:K:71:LYS:HD2	2.16	0.45
12:L:35:GLY:HA3	12:L:60:LEU:HD13	1.98	0.45
21:U:10:ARG:HB2	21:U:10:ARG:NH1	2.31	0.45
1:A:181:G:H4'	1:A:182:U:H5'	1.99	0.45
1:A:528:C:H41	12:L:49:ASN:ND2	2.14	0.45
1:A:579:G:H2'	1:A:580:U:C6	2.51	0.45
1:A:1261:A:H1'	1:A:1283:G:H5''	1.98	0.45
1:A:1514:C:H2'	1:A:1515[A]:C:O4'	2.17	0.45
1:A:1516[A]:G:H2'	1:A:1518[A]:MA6:OP2	2.16	0.45
8:H:104:ARG:HD2	8:H:138:TRP:CD2	2.51	0.45
12:L:124:LYS:HD2	12:L:125:PRO:HD2	1.98	0.45
21:U:9:ARG:O	21:U:13:ILE:HG23	2.17	0.45
1:A:522:C:H41	12:L:53:ARG:HH22	1.64	0.45
1:A:540:G:H2'	1:A:541:G:O4'	2.17	0.45
1:A:731:G:OP1	1:A:766:A:H1'	2.17	0.45
1:A:1128:C:OP1	9:I:66:ARG:NH2	2.50	0.45
1:A:1419:G:H2'	1:A:1420:C:O4'	2.16	0.45
3:C:56:ASP:HB3	3:C:67:THR:HB	1.99	0.45
10:J:50:ILE:HG13	10:J:60:ARG:HG2	1.98	0.45
11:K:29:ILE:HG22	11:K:44:SER:HB2	1.98	0.45
13:M:87:TYR:O	13:M:90:LEU:HB3	2.16	0.45
20:T:87:LYS:O	20:T:91:LEU:HB2	2.16	0.45
2:B:43:ASP:OD1	2:B:46:LYS:HG3	2.17	0.45
2:B:80:ILE:HD11	2:B:208:ILE:HG13	1.99	0.45
6:F:11:ASN:HB3	6:F:14:LEU:HG	1.99	0.45
7:G:51:GLN:HB2	7:G:58:PRO:HG3	1.98	0.45
16:P:18:ARG:HD3	16:P:35:LYS:HD2	1.99	0.45

*Continued on next page...*

*Continued from previous page...*

Atom-1	Atom-2	Interatomic distance (Å)	Clash overlap (Å)
16:P:71:ARG:HG3	16:P:80:PHE:CE1	2.51	0.45
1:A:152:A:N6	1:A:170:U:C2	2.84	0.45
1:A:345:C:OP2	1:A:345:C:H6	1.98	0.45
1:A:670:G:O3'	6:F:77:ARG:NH2	2.49	0.45
1:A:1373:G:H5''	7:G:36:LYS:HE3	1.98	0.45
4:D:60:GLU:OE2	4:D:199:ASN:N	2.38	0.45
5:E:46:GLY:H	5:E:58:ALA:HB2	1.82	0.45
1:A:538:G:H5''	12:L:114:LYS:HB2	1.99	0.45
1:A:926:G:H3'	1:A:1505:G:N2	2.32	0.45
1:A:1443:G:H4'	1:A:1446:A:H5'	1.99	0.45
1:A:1499:A:H1'	1:A:1520[B]:G:H5'	1.98	0.45
2:B:181:PHE:CD2	8:H:70:GLN:HB3	2.51	0.45
3:C:77:ILE:O	3:C:83:ARG:N	2.48	0.45
5:E:71:LEU:HD21	5:E:113:ALA:O	2.17	0.45
8:H:4:ASP:OD1	8:H:85:ARG:NH1	2.50	0.45
12:L:69:TYR:HE2	12:L:71:PRO:HA	1.81	0.45
18:R:47:THR:HG22	18:R:48:GLY:N	2.30	0.45
1:A:5:U:H4'	1:A:6:G:O5'	2.17	0.44
1:A:1366:C:H2'	1:A:1367:C:H6	1.82	0.44
1:A:1367:C:H4'	10:J:48:THR:HG21	1.99	0.44
16:P:26:ARG:HG2	16:P:27:LYS:H	1.82	0.44
1:A:1406:U:H4'	1:A:1518[B]:MA6:H1'	1.98	0.44
1:A:1474:G:H8	1:A:1474:G:OP2	2.00	0.44
2:B:163:PHE:HA	2:B:185:ILE:HB	1.99	0.44
3:C:7:PRO:HG2	3:C:184:TYR:CD1	2.51	0.44
4:D:190:ASP:O	4:D:194:LEU:HD22	2.17	0.44
4:D:202:LEU:HD13	4:D:202:LEU:HA	1.69	0.44
5:E:15:ARG:HG3	5:E:28:PHE:CE2	2.50	0.44
5:E:137:GLU:O	5:E:141:GLN:HG3	2.17	0.44
18:R:42:ARG:NH1	18:R:42:ARG:HB3	2.31	0.44
20:T:60:GLU:HA	20:T:63:ILE:HD12	1.98	0.44
1:A:103:C:P	20:T:17:ARG:HH12	2.38	0.44
1:A:116:A:H2'	1:A:117:G:H8	1.83	0.44
1:A:216:G:H2'	1:A:217:C:C6	2.51	0.44
1:A:618:C:N3	1:A:622:A:N6	2.64	0.44
1:A:922:G:C2	1:A:1396:A:C6	3.05	0.44
1:A:1426:C:H2'	1:A:1427:U:C6	2.53	0.44
2:B:92:TYR:CD1	2:B:94:ASN:HB2	2.53	0.44
1:A:224:C:H2'	1:A:225:C:H6	1.83	0.44
1:A:1201:A:H4'	1:A:1202:G:H5''	2.00	0.44
17:Q:29:HIS:HA	17:Q:30:PRO:HD3	1.76	0.44

*Continued on next page...*



*Continued from previous page...*

Atom-1	Atom-2	Interatomic distance (Å)	Clash overlap (Å)
1:A:686:U:HO2'	1:A:687:A:H8	1.65	0.44
1:A:742:G:H2'	1:A:743:U:O4'	2.18	0.44
1:A:948:C:OP2	13:M:108:ARG:HB2	2.17	0.44
1:A:1053:G:HO2'	1:A:1199:U:H5	1.63	0.44
1:A:1201:A:H4'	1:A:1202:G:C5'	2.47	0.44
2:B:133:LYS:HE3	2:B:133:LYS:HB2	1.81	0.44
4:D:3:ARG:NH1	4:D:70:ILE:HA	2.32	0.44
6:F:30:LEU:HD23	6:F:75:LEU:HD21	2.00	0.44
10:J:6:ILE:HD12	10:J:98:ILE:HG12	1.99	0.44
15:O:65:ARG:HE	15:O:65:ARG:HB2	1.50	0.44
19:S:80:TYR:CG	19:S:81:ARG:N	2.86	0.44
1:A:1226:C:C5	13:M:104:ARG:HA	2.52	0.44
1:A:1250:A:C6	1:A:1251:A:C6	3.06	0.44
3:C:22:TRP:CG	3:C:59:ARG:HD2	2.53	0.44
3:C:130:VAL:HG21	3:C:157:ILE:HD12	2.00	0.44
8:H:41:ARG:NH1	8:H:123:GLU:OE1	2.50	0.44
12:L:86:ARG:HH11	12:L:86:ARG:HG2	1.83	0.44
13:M:82:MET:HG2	13:M:93:ARG:HH21	1.81	0.44
1:A:411:A:C4	1:A:413:G:H1'	2.52	0.44
1:A:1162:C:H2'	1:A:1163:C:C6	2.53	0.44
18:R:76:LEU:HA	18:R:76:LEU:HD23	1.76	0.44
1:A:129(A):G:H1'	1:A:190(E):U:H2'	1.99	0.44
1:A:262:A:C6	1:A:263:A:C6	3.06	0.44
1:A:456:C:N3	1:A:477:G:N2	2.66	0.44
1:A:539:A:H2'	1:A:540:G:C8	2.53	0.44
1:A:950:U:H2'	1:A:951:G:C8	2.53	0.44
6:F:95:GLU:HG3	6:F:96:PRO:HD2	2.00	0.44
11:K:57:THR:CG2	11:K:60:ALA:H	2.31	0.44
12:L:89:ARG:HG2	12:L:97:ARG:HA	1.99	0.44
13:M:108:ARG:HD3	13:M:114:ARG:NH2	2.29	0.44
1:A:651:C:H2'	1:A:652:U:C6	2.52	0.44
1:A:824:C:H2'	1:A:825:G:C8	2.53	0.44
3:C:64:VAL:HG12	3:C:65:ALA:H	1.82	0.44
13:M:33:ALA:O	13:M:37:THR:OG1	2.33	0.44
1:A:735:C:H2'	1:A:736:C:H6	1.83	0.43
1:A:793:U:H5''	24:A:2162:HOH:O	2.17	0.43
1:A:1265:G:C6	1:A:1266:G:C6	3.05	0.43
2:B:97:TRP:HZ2	2:B:102:LEU:HD13	1.83	0.43
3:C:64:VAL:HG23	3:C:99:VAL:HB	2.00	0.43
4:D:122:ARG:HE	4:D:122:ARG:HA	1.83	0.43
14:N:22:THR:HB	14:N:33:VAL:HB	2.00	0.43

*Continued on next page...*

*Continued from previous page...*

Atom-1	Atom-2	Interatomic distance (Å)	Clash overlap (Å)
1:A:1190:G:O3'	3:C:3:ASN:HB2	2.18	0.43
1:A:1197:G:H5''	24:A:2062:HOH:O	2.19	0.43
4:D:31:CYS:C	4:D:33:MET:H	2.22	0.43
15:O:30:ALA:HA	15:O:85:LEU:HD11	1.98	0.43
1:A:101:A:H2'	1:A:102:G:H8	1.82	0.43
3:C:63:ASN:ND2	3:C:97:LYS:O	2.50	0.43
4:D:111:ALA:HB2	4:D:120:LEU:HD12	2.00	0.43
5:E:76:ILE:HG23	5:E:142:LEU:HD13	2.01	0.43
13:M:4:ILE:HG22	13:M:5:ALA:N	2.33	0.43
1:A:666:G:H5'	1:A:726:C:H1'	1.99	0.43
1:A:670:G:O2'	6:F:77:ARG:NH2	2.48	0.43
1:A:827:U:H5''	1:A:828:A:OP2	2.18	0.43
1:A:933:G:OP2	7:G:3:ARG:HB3	2.19	0.43
1:A:953:G:C5'	1:A:965:A:H61	2.30	0.43
1:A:1030(D):A:C8	1:A:1031:G:H1'	2.53	0.43
1:A:1345:U:OP1	9:I:120:ARG:NH1	2.52	0.43
3:C:175:LEU:HD21	3:C:201:TYR:CE2	2.54	0.43
4:D:9:CYS:O	4:D:12:CYS:HB2	2.18	0.43
4:D:17:VAL:HG11	4:D:63:LYS:HE3	1.99	0.43
7:G:113:GLU:HG3	7:G:119:ARG:HA	2.01	0.43
20:T:30:LYS:HE3	20:T:30:LYS:HB2	1.83	0.43
20:T:83:ARG:NH2	24:T:202:HOH:O	2.51	0.43
1:A:79:G:N1	1:A:80:G:C5	2.86	0.43
1:A:88:A:H2'	1:A:89:C:O4'	2.19	0.43
1:A:190(K):G:H2'	1:A:190(L):U:C6	2.53	0.43
1:A:390:C:H2'	1:A:391:G:C8	2.53	0.43
1:A:1030(B):C:H41	1:A:1030(C):G:H21	1.67	0.43
1:A:1118:C:H1'	1:A:1179:A:C4	2.53	0.43
1:A:1413:A:H2'	1:A:1414:U:H6	1.82	0.43
3:C:150:LYS:HB2	3:C:201:TYR:HB2	2.00	0.43
9:I:32:ASP:OD1	9:I:33:PHE:N	2.51	0.43
1:A:373:A:H1'	1:A:481:G:N3	2.34	0.43
1:A:463:A:OP1	16:P:75:ARG:NH2	2.51	0.43
1:A:1255:G:N2	1:A:1283:G:N3	2.66	0.43
1:A:1269:A:H2	1:A:1312:G:N3	2.17	0.43
7:G:115:ARG:O	7:G:119:ARG:HG3	2.19	0.43
8:H:20:TYR:HE1	8:H:76:PRO:HG2	1.84	0.43
8:H:33:GLU:OE2	8:H:50:ARG:NH2	2.51	0.43
11:K:15:ALA:N	11:K:76:GLY:O	2.47	0.43
11:K:51:LYS:O	11:K:55:LYS:HE2	2.19	0.43
16:P:11:SER:N	16:P:14:ASN:O	2.49	0.43

*Continued on next page...*

*Continued from previous page...*

Atom-1	Atom-2	Interatomic distance (Å)	Clash overlap (Å)
20:T:39:LYS:O	20:T:43:LEU:HD23	2.19	0.43
20:T:48:LYS:HE3	20:T:48:LYS:HB2	1.92	0.43
1:A:80:G:H2'	1:A:81:U:H5'	1.99	0.43
2:B:82:ARG:HG3	2:B:92:TYR:CZ	2.53	0.43
4:D:50:ARG:HA	4:D:51:PRO:HD3	1.71	0.43
5:E:57:LYS:HG2	5:E:61:TYR:CE2	2.54	0.43
10:J:21:GLN:HA	10:J:24:VAL:HG12	1.99	0.43
14:N:23:ARG:HA	14:N:29:ARG:O	2.19	0.43
14:N:40:CYS:H	14:N:43:CYS:HB2	1.83	0.43
17:Q:3:LYS:HB3	17:Q:60:ILE:HD11	1.99	0.43
1:A:35:G:H2'	1:A:36:C:C6	2.53	0.43
1:A:97:G:H2'	1:A:98:U:O4'	2.19	0.43
1:A:515:G:C6	1:A:516:PSU:C2	3.06	0.43
1:A:1034:G:H2'	1:A:1035:A:C8	2.54	0.43
2:B:47:THR:HA	2:B:202:PRO:HG2	2.00	0.43
3:C:46:GLU:HG2	3:C:87:LEU:HD11	2.00	0.43
4:D:52:SER:O	4:D:56:VAL:HG23	2.18	0.43
16:P:21:VAL:O	16:P:33:ILE:N	2.47	0.43
20:T:54:LYS:HG3	20:T:55:ILE:N	2.33	0.43
2:B:7:VAL:N	2:B:8:LYS:HZ3	2.17	0.43
8:H:56:LYS:HD3	8:H:56:LYS:N	2.33	0.43
8:H:83:ILE:HG13	8:H:137:VAL:CG2	2.48	0.43
8:H:100:ILE:HD12	8:H:125:ARG:HG2	2.01	0.43
9:I:69:GLY:O	9:I:73:GLN:HG3	2.19	0.43
16:P:9:PHE:CE1	16:P:18:ARG:HD2	2.54	0.43
1:A:1032:G:H2'	1:A:1033:G:O4'	2.19	0.43
1:A:1064:G:H21	1:A:1190:G:H2'	1.83	0.43
1:A:1288:A:N3	1:A:1352:C:O2'	2.47	0.43
1:A:1392:G:O2'	1:A:1393:U:H5'	2.18	0.43
1:A:1410:G:N2	1:A:1491:G:H1'	2.33	0.43
2:B:219:VAL:O	2:B:223:ILE:HG13	2.19	0.43
9:I:9:ARG:HD2	9:I:14:VAL:HG22	2.00	0.43
10:J:8:LEU:HD23	10:J:96:ILE:HG12	2.01	0.43
10:J:87:THR:HA	10:J:89:ASP:OD2	2.18	0.43
1:A:78:G:N2	1:A:79:G:H1'	2.34	0.42
1:A:204:U:H4'	1:A:216:G:O5'	2.19	0.42
1:A:403:C:O2'	4:D:122:ARG:NH1	2.52	0.42
8:H:103:VAL:HG21	8:H:110:ALA:HB2	2.01	0.42
14:N:24:CYS:HA	14:N:38:GLY:O	2.19	0.42
16:P:32:TYR:CE2	16:P:35:LYS:HB2	2.53	0.42
20:T:67:ALA:O	20:T:73:HIS:HB3	2.19	0.42

*Continued on next page...*

*Continued from previous page...*

Atom-1	Atom-2	Interatomic distance (Å)	Clash overlap (Å)
1:A:149:A:H2'	1:A:150:C:C6	2.54	0.42
1:A:381:C:H2'	1:A:382:A:O4'	2.19	0.42
2:B:127:ILE:H	2:B:127:ILE:HG13	1.62	0.42
13:M:40:ASN:HD21	13:M:42:ALA:HB3	1.83	0.42
17:Q:60:ILE:HB	17:Q:74:LEU:HD12	2.01	0.42
17:Q:83:ASP:OD1	17:Q:83:ASP:N	2.51	0.42
1:A:243:A:C2	1:A:246:A:C8	3.08	0.42
1:A:877:C:O2	8:H:3:THR:HG21	2.18	0.42
2:B:139:LYS:O	2:B:143:GLU:HG3	2.20	0.42
2:B:189:ASP:CG	2:B:205:ASP:HB2	2.40	0.42
9:I:8:GLY:CA	9:I:79:LEU:HB3	2.49	0.42
9:I:17:VAL:HG21	9:I:80:GLY:HA3	2.00	0.42
14:N:29:ARG:HH22	14:N:41:ARG:NH1	2.17	0.42
1:A:552:U:H2'	1:A:553:A:C8	2.55	0.42
21:U:18:TYR:HB2	21:U:24:ARG:HH21	1.84	0.42
1:A:109:A:C6	1:A:326:G:C6	3.07	0.42
1:A:526:C:OP2	12:L:91:LYS:HE2	2.20	0.42
1:A:633:G:H2'	1:A:634:C:C6	2.53	0.42
1:A:1309:G:O2'	13:M:74:VAL:HG23	2.20	0.42
4:D:141:ARG:HB2	4:D:141:ARG:NH1	2.34	0.42
5:E:99:GLY:H	5:E:117:ASP:CG	2.21	0.42
7:G:116:ALA:O	7:G:120:ILE:HG12	2.19	0.42
18:R:65:ILE:O	18:R:69:THR:OG1	2.36	0.42
20:T:20:LEU:O	20:T:23:ARG:HB3	2.19	0.42
1:A:689:C:H2'	1:A:690:G:O4'	2.18	0.42
1:A:1442:G:C5	1:A:1446:A:N6	2.87	0.42
3:C:22:TRP:CZ3	3:C:32:LEU:HD23	2.55	0.42
4:D:158:ILE:HA	4:D:158:ILE:HD13	1.82	0.42
5:E:76:ILE:HG23	5:E:142:LEU:CD1	2.49	0.42
12:L:54:LYS:HD2	12:L:54:LYS:N	2.35	0.42
15:O:85:LEU:HA	15:O:85:LEU:HD23	1.73	0.42
21:U:10:ARG:HA	21:U:13:ILE:HG12	2.01	0.42
1:A:60:A:H4'	1:A:61:G:O5'	2.19	0.42
1:A:452:A:O4'	16:P:72:ARG:NH1	2.52	0.42
1:A:682:G:N2	1:A:708:C:O2	2.49	0.42
1:A:726:C:H42	1:A:731:G:H1	1.66	0.42
1:A:840:C:H5''	1:A:841:U:OP1	2.19	0.42
1:A:1080:A:O3'	5:E:16:THR:OG1	2.38	0.42
1:A:1424:C:H2'	1:A:1425:U:H6	1.85	0.42
4:D:13:ARG:CZ	4:D:36:ARG:HH21	2.33	0.42
4:D:155:LEU:HD13	4:D:156:GLU:N	2.34	0.42

*Continued on next page...*

*Continued from previous page...*

Atom-1	Atom-2	Interatomic distance (Å)	Clash overlap (Å)
5:E:121:LYS:HG2	5:E:123:LEU:HD23	2.00	0.42
19:S:13:ASP:O	19:S:16:LEU:HB3	2.20	0.42
20:T:71:THR:O	20:T:72:LEU:HD23	2.20	0.42
1:A:142:G:H2'	1:A:143:A:H8	1.85	0.42
1:A:1421:G:H2'	1:A:1422:G:O4'	2.20	0.42
1:A:1465:C:H2'	1:A:1466:C:O4'	2.19	0.42
1:A:1497:G:C2'	1:A:1498:UR3:H5'	2.50	0.42
3:C:72:LYS:HE2	3:C:72:LYS:HB2	1.86	0.42
7:G:61:VAL:HG22	7:G:128:ALA:HB1	2.02	0.42
7:G:71:PRO:HD3	7:G:103:TRP:HZ3	1.85	0.42
7:G:76:ARG:O	7:G:87:VAL:HG23	2.19	0.42
7:G:86:GLN:HB2	7:G:148:ASN:ND2	2.27	0.42
17:Q:63:ARG:HG2	17:Q:64:PRO:HD2	2.02	0.42
1:A:21:G:H2'	1:A:22:G:C8	2.55	0.42
3:C:189:ALA:HB3	3:C:196:LEU:HB2	2.01	0.42
9:I:118:LYS:C	9:I:120:ARG:H	2.16	0.42
13:M:5:ALA:HB2	13:M:22:ILE:HD13	2.02	0.42
13:M:107:ALA:CB	13:M:111:LYS:HE3	2.50	0.42
1:A:7:G:H5'	1:A:298:A:H5'	2.02	0.42
1:A:620:C:H2'	1:A:621:A:O4'	2.19	0.42
1:A:794:A:H2'	1:A:795:C:O4'	2.20	0.42
1:A:1023:G:H3'	1:A:1024:G:H8	1.84	0.42
1:A:1068:G:H8	1:A:1068:G:OP2	2.03	0.42
1:A:1308:U:OP2	13:M:99:ARG:HG3	2.19	0.42
1:A:1493:A:H2'	1:A:1494:G:C8	2.48	0.42
4:D:63:LYS:HB3	4:D:63:LYS:HE2	1.91	0.42
4:D:196:LEU:HD23	4:D:196:LEU:HA	1.88	0.42
12:L:58:VAL:O	12:L:65:GLU:HA	2.20	0.42
14:N:27:CYS:SG	14:N:29:ARG:HB2	2.60	0.42
17:Q:62:SER:OG	17:Q:72:ARG:HG2	2.18	0.42
1:A:142:G:H2'	1:A:143:A:C8	2.54	0.41
1:A:673:G:H5''	6:F:87:ARG:CZ	2.50	0.41
1:A:819:A:H4'	1:A:820:U:OP2	2.20	0.41
1:A:841:U:H3'	1:A:848:C:O4'	2.20	0.41
1:A:946:A:H2'	1:A:947:G:H8	1.79	0.41
1:A:1009:G:H21	1:A:1010:G:H1'	1.85	0.41
1:A:1497:G:H2'	1:A:1498:UR3:H5'	2.02	0.41
3:C:26:LYS:HE3	3:C:26:LYS:HB2	1.82	0.41
5:E:42:GLY:HA3	5:E:62:ALA:O	2.20	0.41
11:K:27:ASN:OD1	11:K:28:THR:N	2.53	0.41
13:M:63:THR:HG23	13:M:64:TRP:CD2	2.54	0.41

*Continued on next page...*

*Continued from previous page...*

Atom-1	Atom-2	Interatomic distance (Å)	Clash overlap (Å)
16:P:40:ASP:OD1	16:P:44:THR:OG1	2.36	0.41
16:P:58:TYR:O	16:P:61:SER:HB3	2.20	0.41
1:A:266:G:H5''	1:A:266:G:H8	1.85	0.41
1:A:839:U:O2	1:A:839:U:H2'	2.20	0.41
1:A:1241:G:H2'	1:A:1242:C:C6	2.55	0.41
1:A:1320:C:O2'	19:S:73:GLU:HG3	2.19	0.41
1:A:1498:UR3:C4'	1:A:1519[A]:MA6:H2	2.51	0.41
4:D:101:LEU:O	4:D:105:VAL:HG23	2.20	0.41
4:D:156:GLU:O	4:D:160:GLN:HB2	2.20	0.41
7:G:18:TYR:CE2	7:G:59:LEU:HB2	2.55	0.41
7:G:22:LEU:HG	7:G:97:GLN:HE22	1.86	0.41
7:G:97:GLN:O	7:G:101:LEU:HD12	2.20	0.41
9:I:34:ASN:O	9:I:38:GLN:HB3	2.20	0.41
15:O:46:HIS:CD2	15:O:46:HIS:N	2.85	0.41
20:T:92:LEU:HA	20:T:92:LEU:HD22	1.77	0.41
1:A:75:G:C2	1:A:96:G:C2	3.08	0.41
1:A:181:G:H4'	1:A:182:U:C5'	2.50	0.41
1:A:563:A:H2'	1:A:567:G:C8	2.55	0.41
1:A:860:A:H2'	1:A:861:G:O4'	2.19	0.41
1:A:1055:A:N7	1:A:1200:C:N4	2.68	0.41
1:A:1098:C:H2'	1:A:1099:G:O4'	2.19	0.41
1:A:1372:U:OP2	9:I:11:LYS:NZ	2.51	0.41
5:E:38:GLN:OE1	5:E:38:GLN:HA	2.20	0.41
12:L:6:THR:OG1	12:L:9:GLN:HG3	2.20	0.41
18:R:43:PHE:HD2	18:R:56:THR:HG22	1.85	0.41
19:S:11:VAL:HA	19:S:38:SER:HB2	2.02	0.41
1:A:1337:G:H5''	1:A:1338:G:OP1	2.21	0.41
1:A:1369:C:H2'	1:A:1370:G:C8	2.55	0.41
8:H:83:ILE:HD13	8:H:83:ILE:HG21	1.79	0.41
1:A:190(C):C:H2'	1:A:190(D):U:O4'	2.21	0.41
1:A:224:C:H2'	1:A:225:C:C6	2.55	0.41
1:A:391:G:C6	1:A:392:G:C5	3.08	0.41
1:A:424:G:H2'	1:A:425:G:C8	2.55	0.41
1:A:712:A:H2'	1:A:713:G:O4'	2.21	0.41
1:A:1478:C:H2'	1:A:1479:C:C6	2.56	0.41
1:A:1518[A]:MA6:H93	1:A:1519[A]:MA6:H92	2.02	0.41
17:Q:81:ARG:HB3	17:Q:84:LEU:HD12	2.01	0.41
1:A:77:G:C2	1:A:93:G:C2	3.08	0.41
1:A:485:G:O2'	1:A:486:U:P	2.78	0.41
1:A:509:A:C8	1:A:509:A:H3'	2.56	0.41
7:G:44:TYR:O	7:G:48:LYS:HG2	2.20	0.41

*Continued on next page...*

*Continued from previous page...*

Atom-1	Atom-2	Interatomic distance (Å)	Clash overlap (Å)
7:G:126:ASP:OD1	7:G:131:LYS:HG3	2.20	0.41
1:A:58:C:O2'	1:A:388:G:N7	2.40	0.41
1:A:300:A:H8	1:A:300:A:O5'	2.03	0.41
1:A:628:G:H2'	1:A:629:G:C8	2.55	0.41
1:A:1358:U:H2'	1:A:1359:C:C6	2.56	0.41
5:E:82:VAL:HG12	5:E:89:ILE:HG22	2.03	0.41
6:F:75:LEU:O	6:F:79:LEU:HD13	2.21	0.41
13:M:82:MET:HA	13:M:89:GLY:HA3	2.03	0.41
1:A:77:G:C2	1:A:78:G:C4	3.09	0.41
1:A:161:A:N1	1:A:347:G:O2'	2.40	0.41
1:A:232:G:H1'	1:A:262:A:N1	2.35	0.41
1:A:1110:A:O5'	1:A:1110:A:H8	2.04	0.41
1:A:1128:C:C4	1:A:1139:G:C6	3.09	0.41
2:B:118:LEU:CB	2:B:142:LEU:HD23	2.51	0.41
5:E:30:ALA:O	5:E:45:PHE:HA	2.21	0.41
13:M:4:ILE:HG12	13:M:56:LEU:HD12	2.03	0.41
1:A:89:C:H2'	1:A:90:U:C6	2.55	0.41
1:A:254:G:O2'	17:Q:16:GLN:O	2.39	0.41
1:A:297:G:N2	1:A:300:A:OP2	2.48	0.41
1:A:564:C:C6	17:Q:31:LEU:HD11	2.56	0.41
1:A:579:G:H5'	1:A:728:A:H1'	2.03	0.41
1:A:616:G:H1	1:A:624:C:H42	1.68	0.41
1:A:715:A:H2'	1:A:716:A:C8	2.56	0.41
1:A:789:U:N3	1:A:792:A:OP2	2.48	0.41
1:A:1323:G:H2'	1:A:1324:A:C8	2.56	0.41
1:A:1326:C:H5''	21:U:12:LYS:HE3	2.02	0.41
1:A:1479:C:H2'	1:A:1480:G:C8	2.51	0.41
1:A:1518[B]:MA6:H93	1:A:1519[B]:MA6:N1	2.36	0.41
3:C:43:LEU:HA	3:C:47:LEU:HD13	2.03	0.41
3:C:51:GLY:O	3:C:71:ALA:N	2.54	0.41
4:D:127:THR:HG23	4:D:147:ALA:HB3	2.01	0.41
5:E:142:LEU:HD23	5:E:142:LEU:HA	1.85	0.41
9:I:127:LYS:HD2	9:I:127:LYS:N	2.36	0.41
10:J:27:ALA:HA	10:J:81:THR:HG23	2.02	0.41
13:M:11:ARG:HD2	13:M:12:ASN:H	1.85	0.41
13:M:34:LEU:HG	13:M:41:PRO:HA	2.02	0.41
13:M:55:ARG:O	13:M:58:GLU:HB2	2.21	0.41
17:Q:97:SER:O	17:Q:98:LEU:HD12	2.21	0.41
1:A:110:C:H2'	1:A:111:G:O4'	2.21	0.41
1:A:1056:U:H4'	3:C:163:ALA:HB2	2.03	0.41
1:A:1287:A:H2'	1:A:1288:A:C8	2.56	0.41

*Continued on next page...*

*Continued from previous page...*

Atom-1	Atom-2	Interatomic distance (Å)	Clash overlap (Å)
1:A:1422:G:H2'	1:A:1423:G:H8	1.86	0.41
2:B:51:LEU:HG	2:B:201:ILE:HG23	2.03	0.41
3:C:121:ALA:HA	3:C:124:ILE:HD12	2.03	0.41
3:C:173:VAL:HG13	3:C:182:ILE:HD13	2.03	0.41
4:D:36:ARG:HG2	4:D:38:TYR:CE2	2.56	0.41
10:J:78:ASN:HB2	10:J:79:ARG:H	1.77	0.41
11:K:18:ARG:HB3	11:K:20:TYR:HE1	1.86	0.41
12:L:60:LEU:HD13	12:L:60:LEU:HA	1.80	0.41
12:L:60:LEU:HD11	12:L:85:ILE:HD12	2.02	0.41
13:M:40:ASN:ND2	13:M:43:THR:HG23	2.32	0.41
15:O:24:SER:O	15:O:28:GLN:HG3	2.21	0.41
17:Q:5:VAL:O	17:Q:6:LEU:HD23	2.21	0.41
19:S:6:LYS:HE3	19:S:6:LYS:HB2	1.87	0.41
20:T:12:ALA:O	20:T:15:ARG:HB2	2.22	0.41
20:T:89:ARG:NH2	20:T:104:LEU:HB3	2.36	0.41
1:A:234:C:H2'	1:A:235:C:H6	1.87	0.40
1:A:299:G:C6	1:A:300:A:C6	3.09	0.40
1:A:474:G:H2'	1:A:475:G:O4'	2.21	0.40
1:A:520:A:OP1	12:L:52:LEU:HB2	2.21	0.40
1:A:679:C:H2'	1:A:680:C:C6	2.55	0.40
1:A:958:A:C8	19:S:55:LYS:HD2	2.56	0.40
1:A:1114:C:H1'	14:N:60:SER:HB3	2.02	0.40
1:A:1495:U:H2'	1:A:1496:C:C6	2.56	0.40
15:O:53:HIS:O	15:O:56:LEU:HB3	2.21	0.40
16:P:21:VAL:HG21	16:P:59:TRP:CD1	2.57	0.40
17:Q:38:ARG:HA	17:Q:38:ARG:HD3	1.89	0.40
1:A:397:A:H5'	1:A:398:C:P	2.62	0.40
1:A:830:G:C6	1:A:831:U:C4	3.08	0.40
1:A:936:C:H2'	1:A:937:A:O4'	2.22	0.40
1:A:1150:U:H1'	1:A:1280:A:N6	2.37	0.40
1:A:1255:G:H22	1:A:1283:G:H1'	1.87	0.40
1:A:1318:A:H4'	19:S:10:PHE:CD2	2.56	0.40
2:B:139:LYS:HD2	2:B:143:GLU:OE1	2.22	0.40
3:C:16:ARG:HD2	3:C:16:ARG:HA	1.98	0.40
3:C:112:SER:O	3:C:116:VAL:HG23	2.21	0.40
4:D:36:ARG:HG2	4:D:38:TYR:CZ	2.56	0.40
4:D:174:LEU:O	4:D:186:LEU:HD11	2.22	0.40
4:D:187:ARG:NH1	4:D:188:LEU:H	2.18	0.40
9:I:28:VAL:N	9:I:31:GLN:O	2.39	0.40
9:I:111:ARG:O	9:I:113:LYS:HD2	2.21	0.40
12:L:113:ARG:O	12:L:113:ARG:HG3	2.20	0.40

*Continued on next page...*



Continued from previous page...

Atom-1	Atom-2	Interatomic distance (Å)	Clash overlap (Å)
15:O:67:LEU:HD23	15:O:67:LEU:HA	1.81	0.40
1:A:1130:A:H5''	9:I:20:ARG:NH2	2.36	0.40
1:A:1290:G:H2'	1:A:1291:G:H8	1.86	0.40
2:B:77:ALA:HB2	2:B:211:ILE:HD13	2.02	0.40
2:B:233:SER:HA	2:B:234:PRO:HD3	1.82	0.40
3:C:21:ARG:HE	3:C:58:GLU:HG2	1.87	0.40
9:I:99:LEU:HD13	9:I:99:LEU:HA	1.93	0.40
17:Q:43:LEU:HD23	17:Q:43:LEU:HA	1.86	0.40
18:R:26:LEU:HD12	18:R:26:LEU:HA	1.86	0.40
1:A:840:C:H5'	1:A:848:C:O2	2.21	0.40
1:A:877:C:O2'	8:H:3:THR:HG23	2.21	0.40
1:A:1147:C:O2'	9:I:5:TYR:OH	2.29	0.40
1:A:1267:C:O2'	21:U:20:LYS:HG3	2.22	0.40
1:A:1310:G:H2'	1:A:1311:G:O4'	2.21	0.40
1:A:1343:G:H4'	9:I:122:ALA:HB3	2.02	0.40
1:A:1425:U:H2'	1:A:1426:C:H6	1.86	0.40
6:F:8:ILE:HB	6:F:61:LEU:HB2	2.03	0.40
8:H:34:GLU:O	8:H:38:ILE:HG12	2.21	0.40
12:L:113:ARG:HD3	12:L:115:LYS:H	1.87	0.40
13:M:59:TYR:O	13:M:63:THR:HG22	2.21	0.40
15:O:11:VAL:HG21	15:O:34:LEU:HD22	2.03	0.40
17:Q:8:GLY:O	17:Q:56:VAL:HA	2.22	0.40
18:R:53:ARG:NH1	18:R:59:SER:HA	2.36	0.40
1:A:164:U:H2'	1:A:165:C:C6	2.56	0.40
1:A:299:G:H8	1:A:299:G:O5'	2.05	0.40
1:A:1109:C:H2'	1:A:1110:A:O4'	2.21	0.40
1:A:1202:G:O2'	14:N:27:CYS:SG	2.76	0.40
1:A:1256:A:H5''	1:A:1258:G:H1'	2.02	0.40
1:A:1385:G:H2'	1:A:1386:G:O4'	2.21	0.40
2:B:59:GLU:HB2	2:B:221:LEU:HD11	2.04	0.40
4:D:61:LYS:HD3	4:D:206:PHE:CD2	2.55	0.40
6:F:25:ILE:HD13	6:F:25:ILE:HA	1.86	0.40
7:G:104:LEU:HA	7:G:104:LEU:HD23	1.83	0.40
11:K:34:ASP:OD1	11:K:38:ASN:N	2.55	0.40
16:P:12:LYS:C	16:P:14:ASN:H	2.24	0.40

There are no symmetry-related clashes.

## 5.3 Torsion angles

### 5.3.1 Protein backbone

In the following table, the Percentiles column shows the percent Ramachandran outliers of the chain as a percentile score with respect to all X-ray entries followed by that with respect to entries of similar resolution.

The Analysed column shows the number of residues for which the backbone conformation was analysed, and the total number of residues.

Mol	Chain	Analysed	Favoured	Allowed	Outliers	Percentiles	
2	B	232/256 (91%)	211 (91%)	19 (8%)	2 (1%)	17	56
3	C	204/239 (85%)	174 (85%)	30 (15%)	0	100	100
4	D	206/209 (99%)	192 (93%)	14 (7%)	0	100	100
5	E	148/162 (91%)	140 (95%)	7 (5%)	1 (1%)	22	61
6	F	99/101 (98%)	97 (98%)	2 (2%)	0	100	100
7	G	153/156 (98%)	140 (92%)	13 (8%)	0	100	100
8	H	136/138 (99%)	132 (97%)	4 (3%)	0	100	100
9	I	125/128 (98%)	113 (90%)	11 (9%)	1 (1%)	19	58
10	J	96/105 (91%)	78 (81%)	17 (18%)	1 (1%)	15	54
11	K	114/129 (88%)	102 (90%)	12 (10%)	0	100	100
12	L	121/135 (90%)	111 (92%)	9 (7%)	1 (1%)	19	58
13	M	116/126 (92%)	105 (90%)	11 (10%)	0	100	100
14	N	58/61 (95%)	53 (91%)	5 (9%)	0	100	100
15	O	85/89 (96%)	78 (92%)	6 (7%)	1 (1%)	13	50
16	P	81/88 (92%)	76 (94%)	5 (6%)	0	100	100
17	Q	97/105 (92%)	92 (95%)	5 (5%)	0	100	100
18	R	68/88 (77%)	63 (93%)	5 (7%)	0	100	100
19	S	78/93 (84%)	72 (92%)	4 (5%)	2 (3%)	5	33
20	T	97/106 (92%)	85 (88%)	11 (11%)	1 (1%)	15	54
21	U	22/27 (82%)	20 (91%)	2 (9%)	0	100	100
All	All	2336/2541 (92%)	2134 (91%)	192 (8%)	10 (0%)	34	72

All (10) Ramachandran outliers are listed below:

Mol	Chain	Res	Type
20	T	73	HIS

*Continued on next page...*

*Continued from previous page...*

Mol	Chain	Res	Type
19	S	31	ILE
2	B	21	ARG
9	I	119	ALA
12	L	28	LYS
19	S	13	ASP
5	E	16	THR
15	O	45	VAL
10	J	34	VAL
2	B	229	VAL

### 5.3.2 Protein sidechains [i](#)

In the following table, the Percentiles column shows the percent sidechain outliers of the chain as a percentile score with respect to all X-ray entries followed by that with respect to entries of similar resolution.

The Analysed column shows the number of residues for which the sidechain conformation was analysed, and the total number of residues.

Mol	Chain	Analysed	Rotameric	Outliers	Percentiles
2	B	202/220 (92%)	171 (85%)	31 (15%)	2 17
3	C	160/188 (85%)	134 (84%)	26 (16%)	2 13
4	D	180/181 (99%)	157 (87%)	23 (13%)	4 22
5	E	115/123 (94%)	94 (82%)	21 (18%)	1 8
6	F	90/90 (100%)	78 (87%)	12 (13%)	4 21
7	G	126/127 (99%)	112 (89%)	14 (11%)	6 28
8	H	119/119 (100%)	105 (88%)	14 (12%)	5 25
9	I	98/99 (99%)	88 (90%)	10 (10%)	7 32
10	J	87/92 (95%)	79 (91%)	8 (9%)	9 36
11	K	88/99 (89%)	77 (88%)	11 (12%)	4 23
12	L	103/110 (94%)	87 (84%)	16 (16%)	2 16
13	M	94/101 (93%)	84 (89%)	10 (11%)	6 30
14	N	49/50 (98%)	46 (94%)	3 (6%)	18 51
15	O	79/80 (99%)	73 (92%)	6 (8%)	13 43
16	P	72/74 (97%)	63 (88%)	9 (12%)	4 23
17	Q	94/97 (97%)	85 (90%)	9 (10%)	8 34
18	R	61/77 (79%)	54 (88%)	7 (12%)	5 26

*Continued on next page...*

*Continued from previous page...*

Mol	Chain	Analysed	Rotameric	Outliers	Percentiles	
19	S	71/80 (89%)	60 (84%)	11 (16%)	2	16
20	T	76/82 (93%)	60 (79%)	16 (21%)	1	5
21	U	19/22 (86%)	15 (79%)	4 (21%)	1	5
All	All	1983/2111 (94%)	1722 (87%)	261 (13%)	4	21

All (261) residues with a non-rotameric sidechain are listed below:

Mol	Chain	Res	Type
2	B	8	LYS
2	B	9	GLU
2	B	20	GLU
2	B	24	TRP
2	B	44	LEU
2	B	48	MET
2	B	51	LEU
2	B	61	LEU
2	B	97	TRP
2	B	103	THR
2	B	107	THR
2	B	109	SER
2	B	114	ARG
2	B	122	PHE
2	B	128	GLU
2	B	133	LYS
2	B	154	LEU
2	B	157	ARG
2	B	163	PHE
2	B	164	VAL
2	B	170	GLU
2	B	175	ARG
2	B	178	ARG
2	B	187	LEU
2	B	190	THR
2	B	196	LEU
2	B	200	ILE
2	B	212	GLN
2	B	221	LEU
2	B	238	LEU
2	B	239	VAL
3	C	3	ASN
3	C	21	ARG

*Continued on next page...*

*Continued from previous page...*

<b>Mol</b>	<b>Chain</b>	<b>Res</b>	<b>Type</b>
3	C	34	LEU
3	C	36	ASP
3	C	45	LYS
3	C	54	ARG
3	C	56	ASP
3	C	64	VAL
3	C	68	VAL
3	C	75	VAL
3	C	76	VAL
3	C	85	ARG
3	C	91	LEU
3	C	95	THR
3	C	99	VAL
3	C	102	ASN
3	C	111	LEU
3	C	131	ARG
3	C	166	GLU
3	C	172	ARG
3	C	177	THR
3	C	178	LEU
3	C	188	LEU
3	C	193	TYR
3	C	195	VAL
3	C	204	LEU
4	D	19	LEU
4	D	20	TYR
4	D	25	ARG
4	D	34	GLU
4	D	35	ARG
4	D	64	LEU
4	D	70	ILE
4	D	73	ARG
4	D	84	LYS
4	D	93	PHE
4	D	99	SER
4	D	118	ARG
4	D	122	ARG
4	D	127	THR
4	D	131	ARG
4	D	135	LEU
4	D	141	ARG
4	D	155	LEU

*Continued on next page...*

*Continued from previous page...*

<b>Mol</b>	<b>Chain</b>	<b>Res</b>	<b>Type</b>
4	D	181	MET
4	D	186	LEU
4	D	191	ARG
4	D	194	LEU
4	D	202	LEU
5	E	6	PHE
5	E	12	LEU
5	E	14	ARG
5	E	18	ARG
5	E	19	MET
5	E	24	ARG
5	E	26	PHE
5	E	32	VAL
5	E	41	VAL
5	E	43	LEU
5	E	53	LEU
5	E	64	ARG
5	E	78	HIS
5	E	79	GLU
5	E	80	ILE
5	E	82	VAL
5	E	100	VAL
5	E	116	THR
5	E	118	ILE
5	E	120	THR
5	E	125	SER
6	F	19	LEU
6	F	24	GLU
6	F	37	VAL
6	F	40	VAL
6	F	43	LEU
6	F	45	LEU
6	F	69	GLU
6	F	74	ASP
6	F	80	ARG
6	F	83	ASP
6	F	92	LYS
6	F	95	GLU
7	G	6	ARG
7	G	21	VAL
7	G	27	ILE
7	G	47	CYS

*Continued on next page...*

*Continued from previous page...*

<b>Mol</b>	<b>Chain</b>	<b>Res</b>	<b>Type</b>
7	G	61	VAL
7	G	64	GLN
7	G	67	GLU
7	G	79	ARG
7	G	87	VAL
7	G	90	GLU
7	G	109	ASN
7	G	113	GLU
7	G	126	ASP
7	G	149	ARG
8	H	11	THR
8	H	18	ARG
8	H	24	THR
8	H	26	VAL
8	H	56	LYS
8	H	63	LEU
8	H	84	ARG
8	H	85	ARG
8	H	87	SER
8	H	91	ARG
8	H	92	ARG
8	H	95	VAL
8	H	97	VAL
8	H	127	LEU
9	I	12	GLU
9	I	16	ARG
9	I	29	ASN
9	I	64	THR
9	I	79	LEU
9	I	86	VAL
9	I	97	LYS
9	I	102	LEU
9	I	126	SER
9	I	127	LYS
10	J	16	LEU
10	J	67	THR
10	J	68	HIS
10	J	74	ILE
10	J	75	ILE
10	J	87	THR
10	J	89	ASP
10	J	95	GLU

*Continued on next page...*

*Continued from previous page...*

<b>Mol</b>	<b>Chain</b>	<b>Res</b>	<b>Type</b>
11	K	12	ARG
11	K	14	VAL
11	K	18	ARG
11	K	29	ILE
11	K	40	ILE
11	K	41	THR
11	K	75	TYR
11	K	93	GLN
11	K	99	GLN
11	K	109	VAL
11	K	114	VAL
12	L	7	ILE
12	L	18	VAL
12	L	20	LYS
12	L	33	ARG
12	L	43	VAL
12	L	44	THR
12	L	47	LYS
12	L	64	TYR
12	L	67	THR
12	L	83	VAL
12	L	90	VAL
12	L	94	LEU
12	L	97	ARG
12	L	113	ARG
12	L	116	SER
12	L	122	THR
13	M	14	ARG
13	M	17	VAL
13	M	34	LEU
13	M	59	TYR
13	M	70	LEU
13	M	80	ARG
13	M	81	LEU
13	M	108	ARG
13	M	110	ARG
13	M	115	LYS
14	N	22	THR
14	N	24	CYS
14	N	26	ARG
15	O	32	LEU
15	O	39	LEU

*Continued on next page...*



*Continued from previous page...*

<b>Mol</b>	<b>Chain</b>	<b>Res</b>	<b>Type</b>
15	O	46	HIS
15	O	59	MET
15	O	70	LEU
15	O	83	GLU
16	P	25	ARG
16	P	27	LYS
16	P	44	THR
16	P	45	THR
16	P	53	VAL
16	P	55	ARG
16	P	68	ASP
16	P	81	ARG
16	P	83	GLU
17	Q	35	VAL
17	Q	40	LYS
17	Q	53	LEU
17	Q	59	ILE
17	Q	62	SER
17	Q	90	ILE
17	Q	92	ARG
17	Q	93	GLN
17	Q	98	LEU
18	R	19	LYS
18	R	31	LEU
18	R	39	VAL
18	R	69	THR
18	R	86	VAL
18	R	87	ARG
18	R	88	LYS
19	S	5	LEU
19	S	7	LYS
19	S	12	ASP
19	S	15	LEU
19	S	19	VAL
19	S	34	TRP
19	S	36	ARG
19	S	43	GLU
19	S	64	GLU
19	S	78	ARG
19	S	79	THR
20	T	10	LEU
20	T	13	LEU

*Continued on next page...*

*Continued from previous page...*

Mol	Chain	Res	Type
20	T	19	SER
20	T	36	LEU
20	T	48	LYS
20	T	53	LEU
20	T	57	ARG
20	T	62	LEU
20	T	71	THR
20	T	72	LEU
20	T	73	HIS
20	T	74	LYS
20	T	75	ASN
20	T	84	LEU
20	T	91	LEU
20	T	92	LEU
21	U	6	ARG
21	U	10	ARG
21	U	15	ARG
21	U	22	ARG

Sometimes sidechains can be flipped to improve hydrogen bonding and reduce clashes. All (8) such sidechains are listed below:

Mol	Chain	Res	Type
5	E	78	HIS
7	G	28	ASN
7	G	148	ASN
9	I	73	GLN
9	I	124	GLN
10	J	13	HIS
13	M	40	ASN
17	Q	29	HIS

### 5.3.3 RNA [i](#)

Mol	Chain	Analysed	Backbone Outliers	Pucker Outliers
1	A	1504/1522 (98%)	283 (18%)	32 (2%)

All (283) RNA backbone outliers are listed below:

Mol	Chain	Res	Type
1	A	6	G

*Continued on next page...*

*Continued from previous page...*

<b>Mol</b>	<b>Chain</b>	<b>Res</b>	<b>Type</b>
1	A	7	G
1	A	9	G
1	A	32	A
1	A	39	G
1	A	47	C
1	A	48	C
1	A	50	A
1	A	51	A
1	A	54	C
1	A	55	A
1	A	74	C
1	A	80	G
1	A	81	U
1	A	82	U
1	A	92	C
1	A	108	G
1	A	115	G
1	A	116	A
1	A	117	G
1	A	121	C
1	A	129(A)	G
1	A	130	A
1	A	131	C
1	A	159	G
1	A	163	C
1	A	173	U
1	A	180	U
1	A	182	U
1	A	183	G
1	A	190(D)	U
1	A	190(E)	U
1	A	195	A
1	A	197	A
1	A	203	U
1	A	204	U
1	A	216	G
1	A	231	G
1	A	246	A
1	A	247	G
1	A	251	G
1	A	252	U
1	A	253	U

*Continued on next page...*

*Continued from previous page...*

<b>Mol</b>	<b>Chain</b>	<b>Res</b>	<b>Type</b>
1	A	266	G
1	A	267	C
1	A	289	G
1	A	301	G
1	A	321	A
1	A	328	C
1	A	332	G
1	A	344	A
1	A	345	C
1	A	351	G
1	A	352	C
1	A	353	A
1	A	354	G
1	A	367	U
1	A	372	C
1	A	384	G
1	A	390	C
1	A	392	G
1	A	397	A
1	A	398	C
1	A	406	G
1	A	412	A
1	A	413	G
1	A	421	U
1	A	422	C
1	A	429	U
1	A	439	A
1	A	452	A
1	A	460	A
1	A	461	C
1	A	476	G
1	A	478	A
1	A	481	G
1	A	485	G
1	A	486	U
1	A	497	A
1	A	498	U
1	A	509	A
1	A	510	A
1	A	511	C
1	A	513	C
1	A	517	G

*Continued on next page...*

*Continued from previous page...*

<b>Mol</b>	<b>Chain</b>	<b>Res</b>	<b>Type</b>
1	A	518	C
1	A	519	C
1	A	527	7MG
1	A	528	C
1	A	531	U
1	A	532	A
1	A	533	A
1	A	538	G
1	A	545	C
1	A	547	A
1	A	559	A
1	A	560	U
1	A	562	C
1	A	563	A
1	A	564	C
1	A	568	G
1	A	572	A
1	A	573	A
1	A	576	G
1	A	577	G
1	A	579	G
1	A	588	G
1	A	633	G
1	A	652	U
1	A	653	A
1	A	664	G
1	A	665	A
1	A	670	G
1	A	686	U
1	A	687	A
1	A	688	G
1	A	693	G
1	A	695	A
1	A	702	A
1	A	723	U
1	A	724	G
1	A	731	G
1	A	733	A
1	A	734	G
1	A	749	C
1	A	755	G
1	A	777	A

*Continued on next page...*

*Continued from previous page...*

<b>Mol</b>	<b>Chain</b>	<b>Res</b>	<b>Type</b>
1	A	781	A
1	A	782	A
1	A	785	G
1	A	790	A
1	A	792	A
1	A	793	U
1	A	794	A
1	A	799	G
1	A	813	U
1	A	817	C
1	A	827	U
1	A	828	A
1	A	839	U
1	A	841	U
1	A	848	C
1	A	851	G
1	A	859	A
1	A	872	A
1	A	873	A
1	A	876	G
1	A	902	G
1	A	914	A
1	A	926	G
1	A	927	G
1	A	934	C
1	A	935	A
1	A	942	G
1	A	950	U
1	A	960	U
1	A	961	U
1	A	962	C
1	A	964	A
1	A	967	5MC
1	A	968	A
1	A	969	A
1	A	974	A
1	A	975	A
1	A	976	G
1	A	977	A
1	A	978	A
1	A	982	U
1	A	984	C

*Continued on next page...*

*Continued from previous page...*

<b>Mol</b>	<b>Chain</b>	<b>Res</b>	<b>Type</b>
1	A	992	U
1	A	993	G
1	A	994	A
1	A	1003(A)	G
1	A	1004	A
1	A	1005	A
1	A	1011	G
1	A	1023	G
1	A	1024	G
1	A	1025	U
1	A	1030(B)	C
1	A	1042	G
1	A	1045	C
1	A	1048	G
1	A	1050	G
1	A	1053	G
1	A	1054	C
1	A	1060	C
1	A	1065	U
1	A	1066	C
1	A	1068	G
1	A	1078	U
1	A	1094	G
1	A	1095	U
1	A	1101	A
1	A	1124	G
1	A	1125	U
1	A	1126	U
1	A	1127	G
1	A	1129	C
1	A	1130	A
1	A	1131	G
1	A	1137	C
1	A	1139	G
1	A	1140	C
1	A	1146	A
1	A	1152	A
1	A	1159	U
1	A	1160	G
1	A	1164	G
1	A	1171	G
1	A	1183	A

*Continued on next page...*

*Continued from previous page...*

<b>Mol</b>	<b>Chain</b>	<b>Res</b>	<b>Type</b>
1	A	1190	G
1	A	1191	A
1	A	1196	U
1	A	1197	G
1	A	1201	A
1	A	1202	G
1	A	1206	G
1	A	1211	U
1	A	1212	U
1	A	1213	A
1	A	1214	C
1	A	1224	G
1	A	1225	A
1	A	1228	C
1	A	1238	A
1	A	1241	G
1	A	1242	C
1	A	1257	U
1	A	1270	C
1	A	1278	U
1	A	1279	A
1	A	1280	A
1	A	1287	A
1	A	1288	A
1	A	1289	A
1	A	1299	A
1	A	1300	G
1	A	1302	U
1	A	1303	C
1	A	1304	G
1	A	1306	A
1	A	1311	G
1	A	1312	G
1	A	1320	C
1	A	1322	C
1	A	1326	C
1	A	1335	C
1	A	1336	C
1	A	1338	G
1	A	1353	G
1	A	1359	C
1	A	1362	C

*Continued on next page...*



*Continued from previous page...*

<b>Mol</b>	<b>Chain</b>	<b>Res</b>	<b>Type</b>
1	A	1370	G
1	A	1379	G
1	A	1381	U
1	A	1394	A
1	A	1398	A
1	A	1400	5MC
1	A	1406	U
1	A	1411	C
1	A	1412	C
1	A	1416	G
1	A	1417	G
1	A	1418	A
1	A	1442	G
1	A	1443	G
1	A	1446	A
1	A	1447	G
1	A	1474	G
1	A	1485	U
1	A	1490	C
1	A	1492	A
1	A	1497	G
1	A	1499	A
1	A	1503	A
1	A	1504	G
1	A	1505	G
1	A	1506	U
1	A	1529	G
1	A	1530	G
1	A	1531	A
1	A	1533	C

All (32) RNA pucker outliers are listed below:

<b>Mol</b>	<b>Chain</b>	<b>Res</b>	<b>Type</b>
1	A	5	U
1	A	115	G
1	A	129(A)	G
1	A	181	G
1	A	250	A
1	A	251	G
1	A	428	G
1	A	484	G

*Continued on next page...*

Continued from previous page...

Mol	Chain	Res	Type
1	A	485	G
1	A	509	A
1	A	518	C
1	A	559	A
1	A	575	G
1	A	687	A
1	A	701	C
1	A	748	C
1	A	792	A
1	A	812	C
1	A	913	A
1	A	991	U
1	A	992	U
1	A	1049	U
1	A	1065	U
1	A	1067	A
1	A	1139	G
1	A	1145	C
1	A	1182	G
1	A	1190	G
1	A	1201	A
1	A	1305	G
1	A	1380	U
1	A	1505	G

## 5.4 Non-standard residues in protein, DNA, RNA chains [i](#)

17 non-standard protein/DNA/RNA residues are modelled in this entry.

In the following table, the Counts columns list the number of bonds (or angles) for which Mogul statistics could be retrieved, the number of bonds (or angles) that are observed in the model and the number of bonds (or angles) that are defined in the Chemical Component Dictionary. The Link column lists molecule types, if any, to which the group is linked. The Z score for a bond length (or angle) is the number of standard deviations the observed value is removed from the expected value. A bond length (or angle) with  $|Z| > 2$  is considered an outlier worth inspection. RMSZ is the root-mean-square of all Z scores of the bond lengths (or angles).

Mol	Type	Chain	Res	Link	Bond lengths			Bond angles		
					Counts	RMSZ	# Z  > 2	Counts	RMSZ	# Z  > 2
1	2MG	A	1207	1	18,26,27	1.55	4 (22%)	16,38,41	1.44	2 (12%)
1	7MG	A	527	1	23,26,27	3.90	4 (17%)	27,39,42	2.13	9 (33%)
1	MA6	A	1518[B]	1	19,26,27	1.30	2 (10%)	18,38,41	0.84	0

Mol	Type	Chain	Res	Link	Bond lengths			Bond angles		
					Counts	RMSZ	# Z  > 2	Counts	RMSZ	# Z  > 2
1	MA6	A	1518[A]	1	19,26,27	1.04	1 (5%)	18,38,41	0.69	0
1	5MC	A	1400	1	19,22,23	1.12	2 (10%)	26,32,35	0.98	1 (3%)
1	MA6	A	1519[B]	1	19,26,27	1.39	3 (15%)	18,38,41	0.68	0
1	PSU	A	516	1	18,21,22	1.16	1 (5%)	21,30,33	1.99	5 (23%)
1	5MC	A	967	1	19,22,23	0.91	1 (5%)	26,32,35	0.92	1 (3%)
1	UR3	A	1498	1	19,22,23	0.59	0	26,32,35	1.00	1 (3%)
1	PSU	A	1540	1	18,21,22	1.17	1 (5%)	21,30,33	1.85	4 (19%)
1	4OC	A	1402	1	20,23,24	0.96	1 (5%)	25,32,35	0.74	0
1	PSU	A	1541	1	18,21,22	1.16	1 (5%)	21,30,33	1.89	6 (28%)
1	MA6	A	1519[A]	1	19,26,27	1.01	2 (10%)	18,38,41	0.78	0
1	M2G	A	966	1	20,27,28	1.24	4 (20%)	19,40,43	1.24	2 (10%)
1	5MC	A	1407	1	19,22,23	1.29	3 (15%)	26,32,35	1.04	2 (7%)
12	0TD	L	92	12	8,9,10	1.28	1 (12%)	6,11,13	2.22	4 (66%)
1	5MC	A	1404	1	19,22,23	1.22	2 (10%)	26,32,35	1.08	3 (11%)

In the following table, the Chirals column lists the number of chiral outliers, the number of chiral centers analysed, the number of these observed in the model and the number defined in the Chemical Component Dictionary. Similar counts are reported in the Torsion and Rings columns. '2' means no outliers of that kind were identified.

Mol	Type	Chain	Res	Link	Chirals	Torsions	Rings
1	2MG	A	1207	1	-	0/5/27/28	0/3/3/3
1	7MG	A	527	1	-	2/7/37/38	0/3/3/3
1	MA6	A	1518[B]	1	-	0/7/29/30	0/3/3/3
1	MA6	A	1518[A]	1	-	2/7/29/30	0/3/3/3
1	5MC	A	1400	1	-	2/7/25/26	0/2/2/2
1	MA6	A	1519[B]	1	-	3/7/29/30	0/3/3/3
1	PSU	A	516	1	-	0/7/25/26	0/2/2/2
1	5MC	A	967	1	-	4/7/25/26	0/2/2/2
1	UR3	A	1498	1	-	0/7/25/26	0/2/2/2
1	PSU	A	1540	1	-	1/7/25/26	0/2/2/2
1	4OC	A	1402	1	-	2/9/29/30	0/2/2/2
1	PSU	A	1541	1	-	1/7/25/26	0/2/2/2
1	MA6	A	1519[A]	1	-	2/7/29/30	0/3/3/3
1	M2G	A	966	1	-	1/7/29/30	0/3/3/3
1	5MC	A	1407	1	-	0/7/25/26	0/2/2/2
12	0TD	L	92	12	-	3/7/12/14	-
1	5MC	A	1404	1	-	0/7/25/26	0/2/2/2

All (33) bond length outliers are listed below:

Mol	Chain	Res	Type	Atoms	Z	Observed(Å)	Ideal(Å)
1	A	527	7MG	C8-N9	-17.40	1.34	1.45
1	A	527	7MG	C2-N2	4.04	1.43	1.34
1	A	1518[B]	MA6	C6-N1	4.00	1.38	1.32
1	A	527	7MG	C5-N7	3.97	1.40	1.35
1	A	1540	PSU	C6-C5	3.91	1.39	1.35
1	A	1519[B]	MA6	C6-N1	3.85	1.37	1.32
1	A	1541	PSU	C6-C5	3.82	1.39	1.35
1	A	1207	2MG	C6-N1	3.78	1.43	1.37
1	A	516	PSU	C6-C5	3.72	1.39	1.35
1	A	1404	5MC	C5-C4	3.61	1.46	1.44
1	A	1207	2MG	C2-N2	3.24	1.40	1.33
1	A	1407	5MC	C2-N1	3.16	1.46	1.40
1	A	1207	2MG	C2-N1	3.07	1.41	1.36
1	A	1519[A]	MA6	C6-N1	2.98	1.36	1.32
1	A	1519[B]	MA6	C2-N1	2.91	1.39	1.33
1	A	1518[A]	MA6	C6-N1	2.83	1.36	1.32
1	A	966	M2G	C6-N1	2.81	1.42	1.37
1	A	966	M2G	C2-N3	2.79	1.34	1.30
1	A	527	7MG	C4-N3	2.58	1.40	1.34
1	A	1400	5MC	C2-N1	2.57	1.45	1.40
1	A	1407	5MC	C5-C4	2.55	1.46	1.44
1	A	1404	5MC	C2-N3	2.46	1.41	1.36
1	A	966	M2G	C2-N2	2.42	1.39	1.35
1	A	1407	5MC	C2-N3	2.41	1.41	1.36
1	A	1402	4OC	O2-C2	-2.37	1.19	1.23
1	A	1519[B]	MA6	C2-N3	2.32	1.35	1.32
12	L	92	0TD	CB-CA	-2.27	1.54	1.54
1	A	967	5MC	C2-N3	2.24	1.40	1.36
1	A	1207	2MG	C5-C6	-2.24	1.43	1.47
1	A	1518[B]	MA6	C2-N1	2.23	1.37	1.33
1	A	1400	5MC	C6-C5	2.18	1.38	1.34
1	A	966	M2G	C5-C6	-2.11	1.43	1.47
1	A	1519[A]	MA6	C2-N1	2.10	1.37	1.33

All (40) bond angle outliers are listed below:

Mol	Chain	Res	Type	Atoms	Z	Observed(°)	Ideal(°)
1	A	516	PSU	N1-C2-N3	5.07	120.51	115.17
1	A	516	PSU	C4-N3-C2	-4.92	119.59	126.37
1	A	527	7MG	C5-C6-N1	4.90	119.56	110.94
1	A	1541	PSU	C4-N3-C2	-4.81	119.74	126.37
1	A	1540	PSU	C4-N3-C2	-4.67	119.93	126.37

*Continued on next page...*

Continued from previous page...

Mol	Chain	Res	Type	Atoms	Z	Observed(°)	Ideal(°)
1	A	1541	PSU	N1-C2-N3	4.62	120.04	115.17
1	A	1540	PSU	N1-C2-N3	4.56	119.97	115.17
1	A	527	7MG	C2-N3-C4	4.38	119.85	112.30
1	A	1207	2MG	O6-C6-N1	-4.01	115.87	120.62
1	A	527	7MG	N9-C4-N3	4.00	131.32	125.46
1	A	527	7MG	C5-C4-N3	-3.95	120.72	128.13
1	A	966	M2G	O6-C6-C5	3.46	131.17	124.32
1	A	1207	2MG	O6-C6-C5	3.36	130.97	124.32
1	A	966	M2G	O6-C6-N1	-3.24	116.77	120.62
1	A	527	7MG	N9-C8-N7	3.08	107.74	103.37
1	A	1404	5MC	N4-C4-N3	-2.96	113.14	118.51
12	L	92	0TD	CSB-SB-CB	-2.93	97.10	102.36
1	A	527	7MG	C2-N1-C6	-2.84	119.95	125.11
1	A	527	7MG	C6-C5-C4	-2.79	117.49	122.40
1	A	527	7MG	C6-C5-N7	2.78	136.25	131.93
1	A	1541	PSU	O2-C2-N1	-2.70	120.00	122.79
1	A	1407	5MC	N4-C4-N3	-2.65	113.70	118.51
12	L	92	0TD	CB-CA-N	-2.64	103.75	109.10
1	A	1540	PSU	O2-C2-N1	-2.56	120.15	122.79
1	A	516	PSU	C6-N1-C2	-2.55	120.33	122.69
12	L	92	0TD	OD1-CG-CB	-2.52	117.17	122.44
1	A	527	7MG	O6-C6-C5	-2.48	121.54	127.62
1	A	967	5MC	N4-C4-N3	-2.39	114.18	118.51
1	A	1540	PSU	C6-N1-C2	-2.39	120.47	122.69
1	A	516	PSU	C6-C5-C4	2.35	119.76	118.17
1	A	1404	5MC	C5-C4-N3	2.23	124.04	121.75
1	A	516	PSU	O4'-C1'-C2'	2.21	108.21	105.15
1	A	1400	5MC	N4-C4-N3	-2.21	114.51	118.51
1	A	1541	PSU	C6-N1-C2	-2.18	120.67	122.69
1	A	1498	UR3	C6-N1-C2	-2.17	120.02	121.80
1	A	1541	PSU	C6-C5-C4	2.08	119.58	118.17
12	L	92	0TD	O-C-CA	-2.07	119.44	124.77
1	A	1404	5MC	C4-N3-C2	-2.06	117.95	120.81
1	A	1541	PSU	O4'-C1'-C2'	2.05	107.99	105.15
1	A	1407	5MC	C5-C4-N3	2.01	123.81	121.75

There are no chirality outliers.

All (23) torsion outliers are listed below:

Mol	Chain	Res	Type	Atoms
1	A	527	7MG	O4'-C4'-C5'-O5'
1	A	967	5MC	O4'-C4'-C5'-O5'

Continued on next page...

*Continued from previous page...*

Mol	Chain	Res	Type	Atoms
1	A	967	5MC	C3'-C4'-C5'-O5'
1	A	1400	5MC	O4'-C4'-C5'-O5'
1	A	1402	4OC	O4'-C4'-C5'-O5'
1	A	1402	4OC	C3'-C4'-C5'-O5'
1	A	1519[A]	MA6	O4'-C4'-C5'-O5'
1	A	1519[B]	MA6	C5-C6-N6-C10
12	L	92	0TD	O-C-CA-CB
1	A	527	7MG	C3'-C4'-C5'-O5'
1	A	1519[A]	MA6	C3'-C4'-C5'-O5'
1	A	1519[B]	MA6	O4'-C4'-C5'-O5'
1	A	1519[B]	MA6	C3'-C4'-C5'-O5'
1	A	1518[A]	MA6	N1-C6-N6-C9
1	A	1400	5MC	C3'-C4'-C5'-O5'
12	L	92	0TD	CG-CB-SB-CSB
1	A	1518[A]	MA6	C5-C6-N6-C9
12	L	92	0TD	SB-CB-CG-OD1
1	A	1541	PSU	O4'-C1'-C5-C4
1	A	1540	PSU	O4'-C4'-C5'-O5'
1	A	967	5MC	C2'-C1'-N1-C6
1	A	967	5MC	C2'-C1'-N1-C2
1	A	966	M2G	C3'-C4'-C5'-O5'

There are no ring outliers.

14 monomers are involved in 21 short contacts:

Mol	Chain	Res	Type	Clashes	Symm-Clashes
1	A	527	7MG	1	0
1	A	1518[B]	MA6	3	0
1	A	1518[A]	MA6	4	0
1	A	1400	5MC	1	0
1	A	1519[B]	MA6	2	0
1	A	516	PSU	1	0
1	A	967	5MC	2	0
1	A	1498	UR3	4	0
1	A	1540	PSU	1	0
1	A	1402	4OC	1	0
1	A	1519[A]	MA6	3	0
1	A	966	M2G	1	0
12	L	92	0TD	2	0
1	A	1404	5MC	1	0

## 5.5 Carbohydrates [i](#)

There are no monosaccharides in this entry.

## 5.6 Ligand geometry [i](#)

Of 308 ligands modelled in this entry, 308 are monoatomic - leaving 0 for Mogul analysis.

There are no bond length outliers.

There are no bond angle outliers.

There are no chirality outliers.

There are no torsion outliers.

There are no ring outliers.

No monomer is involved in short contacts.

## 5.7 Other polymers [i](#)

There are no such residues in this entry.

## 5.8 Polymer linkage issues [i](#)

There are no chain breaks in this entry.

## 6 Fit of model and data [i](#)

### 6.1 Protein, DNA and RNA chains [i](#)

In the following table, the column labelled ‘#RSRZ> 2’ contains the number (and percentage) of RSRZ outliers, followed by percent RSRZ outliers for the chain as percentile scores relative to all X-ray entries and entries of similar resolution. The OWAB column contains the minimum, median, 95<sup>th</sup> percentile and maximum values of the occupancy-weighted average B-factor per residue. The column labelled ‘Q< 0.9’ lists the number of (and percentage) of residues with an average occupancy less than 0.9.

Mol	Chain	Analysed	<RSRZ>	#RSRZ>2	OWAB(Å <sup>2</sup> )	Q<0.9
1	A	1498/1522 (98%)	-0.28	18 (1%) 79 73	82, 149, 298, 383	0
2	B	234/256 (91%)	-0.06	3 (1%) 77 71	110, 163, 264, 293	0
3	C	206/239 (86%)	0.60	28 (13%) 3 4	187, 249, 292, 314	0
4	D	208/209 (99%)	0.05	5 (2%) 59 53	102, 153, 202, 242	0
5	E	150/162 (92%)	-0.23	0 100 100	84, 117, 161, 208	0
6	F	101/101 (100%)	-0.26	1 (0%) 82 77	134, 170, 201, 246	0
7	G	155/156 (99%)	-0.04	10 (6%) 18 17	141, 195, 254, 265	0
8	H	138/138 (100%)	-0.20	0 100 100	85, 111, 150, 167	0
9	I	127/128 (99%)	1.07	25 (19%) 1 1	152, 219, 273, 284	0
10	J	98/105 (93%)	1.28	33 (33%) 0 0	169, 261, 324, 346	0
11	K	116/129 (89%)	-0.13	1 (0%) 84 79	113, 145, 190, 211	0
12	L	123/135 (91%)	0.28	7 (5%) 23 21	85, 149, 189, 242	0
13	M	118/126 (93%)	0.50	16 (13%) 3 4	131, 175, 223, 289	0
14	N	60/61 (98%)	0.50	7 (11%) 4 5	199, 233, 308, 329	0
15	O	87/89 (97%)	0.02	2 (2%) 60 54	95, 134, 189, 219	0
16	P	83/88 (94%)	0.40	6 (7%) 15 15	106, 148, 186, 213	0
17	Q	99/105 (94%)	0.32	2 (2%) 65 60	98, 122, 160, 183	0
18	R	70/88 (79%)	-0.14	1 (1%) 75 69	103, 145, 209, 265	0
19	S	80/93 (86%)	1.18	25 (31%) 0 0	184, 244, 305, 328	0
20	T	99/106 (93%)	-0.01	2 (2%) 65 60	115, 153, 209, 236	0
21	U	24/27 (88%)	0.47	3 (12%) 3 5	141, 203, 217, 233	0
All	All	3874/4063 (95%)	0.04	195 (5%) 28 25	82, 159, 279, 383	0

All (195) RSRZ outliers are listed below:



Mol	Chain	Res	Type	RSRZ
9	I	15	ALA	9.5
19	S	38	SER	8.1
9	I	126	SER	7.1
9	I	65	VAL	6.9
10	J	34	VAL	6.8
3	C	66	VAL	6.7
9	I	14	VAL	5.8
19	S	31	ILE	5.8
13	M	43	THR	5.8
10	J	74	ILE	5.7
3	C	103	VAL	5.4
9	I	64	THR	5.3
19	S	3	ARG	5.0
9	I	13	ALA	5.0
3	C	193	TYR	4.6
3	C	146	ALA	4.5
1	A	1006	C	4.5
1	A	1003(A)	G	4.5
9	I	9	ARG	4.4
9	I	66	ARG	4.4
19	S	69	HIS	4.4
10	J	65	LEU	4.2
9	I	67	GLY	4.2
14	N	13	THR	4.2
7	G	2	ALA	4.2
3	C	68	VAL	4.2
19	S	12	ASP	4.1
3	C	201	TYR	4.1
3	C	156	ARG	4.1
3	C	65	ALA	4.0
10	J	33	GLN	4.0
9	I	8	GLY	4.0
19	S	41	VAL	3.9
1	A	1002	G	3.9
3	C	102	ASN	3.9
3	C	67	THR	3.8
19	S	15	LEU	3.8
1	A	1018	C	3.8
10	J	37	PRO	3.8
13	M	7	VAL	3.8
7	G	84	ASN	3.8
10	J	71	LEU	3.8
1	A	81	U	3.8

*Continued on next page...*

*Continued from previous page...*

<b>Mol</b>	<b>Chain</b>	<b>Res</b>	<b>Type</b>	<b>RSRZ</b>
21	U	18	TYR	3.7
19	S	5	LEU	3.7
19	S	40	ILE	3.7
9	I	124	GLN	3.7
19	S	14	HIS	3.7
1	A	1539	C	3.6
10	J	38	ILE	3.6
13	M	15	VAL	3.5
10	J	99	LYS	3.5
17	Q	45	HIS	3.5
13	M	104	ARG	3.4
10	J	23	ILE	3.4
3	C	111	LEU	3.4
13	M	45	VAL	3.4
10	J	63	PHE	3.3
13	M	117	VAL	3.3
3	C	157	ILE	3.3
9	I	17	VAL	3.3
3	C	195	VAL	3.3
9	I	63	ILE	3.3
9	I	43	ALA	3.2
10	J	100	THR	3.2
19	S	4	SER	3.2
9	I	101	PHE	3.2
1	A	1257	U	3.2
1	A	1129	C	3.2
17	Q	44	ALA	3.1
9	I	127	LYS	3.1
2	B	203	GLY	3.1
3	C	104	GLN	3.1
14	N	12	ARG	3.1
3	C	155	GLY	3.1
12	L	72	GLY	3.1
1	A	1005	A	3.1
13	M	44	ARG	3.0
3	C	196	LEU	3.0
19	S	44	MET	3.0
9	I	125	TYR	3.0
9	I	16	ARG	2.9
19	S	30	LEU	2.9
16	P	39	TYR	2.9
3	C	76	VAL	2.9

*Continued on next page...*

*Continued from previous page...*

<b>Mol</b>	<b>Chain</b>	<b>Res</b>	<b>Type</b>	<b>RSRZ</b>
1	A	1019	C	2.9
7	G	12	LEU	2.9
3	C	145	GLY	2.9
15	O	88	ARG	2.8
10	J	70	ARG	2.8
10	J	98	ILE	2.8
4	D	42	GLN	2.8
10	J	39	PRO	2.8
10	J	96	ILE	2.7
1	A	993	G	2.7
12	L	128	ALA	2.7
10	J	24	VAL	2.7
14	N	5	ALA	2.7
3	C	144	SER	2.7
12	L	100	ILE	2.7
10	J	44	VAL	2.7
10	J	90	LEU	2.6
10	J	72	VAL	2.6
10	J	40	LEU	2.6
13	M	8	GLU	2.6
1	A	1017	G	2.6
1	A	994	A	2.5
1	A	1007	C	2.5
7	G	83	ALA	2.5
10	J	97	GLU	2.5
10	J	8	LEU	2.5
16	P	29	ASP	2.5
14	N	3	ARG	2.5
10	J	4	ILE	2.5
14	N	11	LYS	2.5
10	J	27	ALA	2.5
13	M	2	ALA	2.5
9	I	75	ASP	2.5
9	I	33	PHE	2.4
7	G	5	ARG	2.4
16	P	22	THR	2.4
9	I	47	LEU	2.4
12	L	33	ARG	2.4
13	M	118	ALA	2.4
1	A	1023	G	2.4
2	B	132	LYS	2.4
19	S	39	THR	2.4

*Continued on next page...*

*Continued from previous page...*

<b>Mol</b>	<b>Chain</b>	<b>Res</b>	<b>Type</b>	<b>RSRZ</b>
4	D	13	ARG	2.4
16	P	59	TRP	2.4
19	S	32	LYS	2.4
3	C	162	GLN	2.4
20	T	9	ASN	2.4
4	D	35	ARG	2.4
7	G	13	GLN	2.4
3	C	53	ALA	2.4
16	P	9	PHE	2.3
14	N	22	THR	2.3
3	C	184	TYR	2.3
1	A	532	A	2.3
10	J	7	LYS	2.3
21	U	17	THR	2.3
10	J	32	ALA	2.3
13	M	37	THR	2.3
10	J	10	GLY	2.3
9	I	7	THR	2.3
1	A	1001	A	2.3
4	D	40	PRO	2.3
7	G	4	ARG	2.3
3	C	147	LYS	2.3
10	J	89	ASP	2.2
18	R	88	LYS	2.2
12	L	96	VAL	2.2
12	L	120	TYR	2.2
7	G	82	GLY	2.2
19	S	34	TRP	2.2
9	I	42	ARG	2.2
19	S	50	ALA	2.2
13	M	41	PRO	2.2
12	L	85	ILE	2.2
13	M	33	ALA	2.2
13	M	30	ALA	2.2
3	C	100	ALA	2.2
16	P	38	TYR	2.2
10	J	64	GLU	2.2
9	I	45	ALA	2.1
13	M	13	LYS	2.1
19	S	71	LEU	2.1
3	C	64	VAL	2.1
3	C	161	GLU	2.1

*Continued on next page...*

*Continued from previous page...*

Mol	Chain	Res	Type	RSRZ
10	J	75	ILE	2.1
21	U	5	ASP	2.1
3	C	200	ALA	2.1
3	C	54	ARG	2.1
2	B	127	ILE	2.1
6	F	101	ALA	2.1
9	I	4	TYR	2.1
19	S	17	GLU	2.1
19	S	35	SER	2.1
4	D	110	PHE	2.1
14	N	18	VAL	2.1
10	J	54	PHE	2.1
19	S	11	VAL	2.1
10	J	43	ARG	2.1
19	S	28	LYS	2.1
1	A	97	G	2.1
7	G	23	VAL	2.1
19	S	49	ILE	2.1
15	O	48	LYS	2.1
13	M	42	ALA	2.1
10	J	35	SER	2.1
7	G	14	PRO	2.0
11	K	28	THR	2.0
19	S	57	HIS	2.0
20	T	81	LYS	2.0
19	S	19	VAL	2.0

## 6.2 Non-standard residues in protein, DNA, RNA chains [\(i\)](#)

In the following table, the Atoms column lists the number of modelled atoms in the group and the number defined in the chemical component dictionary. The B-factors column lists the minimum, median, 95<sup>th</sup> percentile and maximum values of B factors of atoms in the group. The column labelled 'Q< 0.9' lists the number of atoms with occupancy less than 0.9.

Mol	Type	Chain	Res	Atoms	RSCC	RSR	B-factors(Å <sup>2</sup> )	Q<0.9
1	PSU	A	1540	20/21	0.62	0.87	322,326,366,367	0
1	PSU	A	1541	20/21	0.84	0.53	310,320,323,324	0
1	5MC	A	1407	21/22	0.90	0.14	144,174,179,188	0
1	MA6	A	1518[A]	24/25	0.92	0.24	110,124,131,134	24
1	MA6	A	1518[B]	24/25	0.92	0.24	109,127,140,143	24
1	4OC	A	1402	22/23	0.93	0.26	114,123,142,153	0
1	2MG	A	1207	24/25	0.93	0.15	229,245,287,292	0

*Continued on next page...*

Continued from previous page...

Mol	Type	Chain	Res	Atoms	RSCC	RSR	B-factors( $\text{\AA}^2$ )	Q<0.9
1	7MG	A	527	24/25	0.94	0.18	119,131,150,156	0
1	MA6	A	1519[A]	24/25	0.94	0.31	105,113,127,135	24
1	MA6	A	1519[B]	24/25	0.94	0.31	107,123,133,138	24
1	M2G	A	966	25/26	0.94	0.17	159,174,177,182	0
1	PSU	A	516	20/21	0.94	0.12	160,168,183,185	0
1	5MC	A	967	21/22	0.95	0.12	144,166,176,182	0
1	5MC	A	1404	21/22	0.95	0.21	102,118,163,172	0
1	5MC	A	1400	21/22	0.95	0.18	111,135,144,147	0
1	UR3	A	1498	21/22	0.96	0.27	110,126,150,154	0
12	0TD	L	92	10/11	0.96	0.34	141,163,251,314	0

### 6.3 Carbohydrates [i](#)

There are no monosaccharides in this entry.

### 6.4 Ligands [i](#)

In the following table, the Atoms column lists the number of modelled atoms in the group and the number defined in the chemical component dictionary. The B-factors column lists the minimum, median, 95<sup>th</sup> percentile and maximum values of B factors of atoms in the group. The column labelled 'Q< 0.9' lists the number of atoms with occupancy less than 0.9.

Mol	Type	Chain	Res	Atoms	RSCC	RSR	B-factors( $\text{\AA}^2$ )	Q<0.9
22	MG	A	1863	1/1	0.19	1.35	132,132,132,132	0
22	MG	A	1625	1/1	0.33	0.45	146,146,146,146	0
22	MG	A	1756	1/1	0.35	0.28	158,158,158,158	0
22	MG	A	1875	1/1	0.37	0.24	129,129,129,129	0
22	MG	A	1887	1/1	0.37	0.68	143,143,143,143	0
22	MG	A	1742	1/1	0.38	0.50	142,142,142,142	0
22	MG	A	1810	1/1	0.43	0.18	149,149,149,149	0
22	MG	A	1849	1/1	0.44	1.97	150,150,150,150	0
22	MG	A	1864	1/1	0.44	0.23	137,137,137,137	0
22	MG	P	103	1/1	0.44	0.67	135,135,135,135	0
22	MG	A	1702	1/1	0.47	0.88	164,164,164,164	0
22	MG	A	1798	1/1	0.47	0.36	125,125,125,125	0
22	MG	A	1870	1/1	0.47	0.57	144,144,144,144	0
22	MG	A	1888	1/1	0.48	0.47	127,127,127,127	0
22	MG	A	1662	1/1	0.50	0.95	109,109,109,109	0
22	MG	A	1837	1/1	0.51	0.54	143,143,143,143	0
22	MG	A	1744	1/1	0.51	1.01	162,162,162,162	0

Continued on next page...

Continued from previous page...

Mol	Type	Chain	Res	Atoms	RSCC	RSR	B-factors( $\text{\AA}^2$ )	Q<0.9
22	MG	A	1773	1/1	0.51	0.61	134,134,134,134	0
22	MG	Q	201	1/1	0.52	0.20	134,134,134,134	0
22	MG	A	1763	1/1	0.54	0.86	113,113,113,113	0
22	MG	A	1714	1/1	0.55	0.63	149,149,149,149	0
22	MG	A	1809	1/1	0.56	0.14	114,114,114,114	0
22	MG	A	1687	1/1	0.57	0.58	147,147,147,147	0
22	MG	A	1601	1/1	0.61	0.55	147,147,147,147	0
22	MG	A	1882	1/1	0.61	0.98	124,124,124,124	0
22	MG	A	1812	1/1	0.63	1.19	148,148,148,148	0
22	MG	A	1799	1/1	0.64	0.10	140,140,140,140	0
22	MG	A	1661	1/1	0.65	0.39	105,105,105,105	0
22	MG	A	1866	1/1	0.66	0.40	120,120,120,120	0
22	MG	A	1762	1/1	0.66	0.61	156,156,156,156	0
22	MG	A	1660	1/1	0.66	0.20	128,128,128,128	0
22	MG	A	1758	1/1	0.66	0.41	114,114,114,114	0
22	MG	B	302	1/1	0.67	0.10	123,123,123,123	0
22	MG	A	1738	1/1	0.68	0.16	136,136,136,136	0
22	MG	A	1867	1/1	0.68	1.21	134,134,134,134	0
22	MG	A	1869	1/1	0.69	0.41	143,143,143,143	0
22	MG	C	301	1/1	0.69	0.30	144,144,144,144	0
22	MG	A	1746	1/1	0.69	0.30	131,131,131,131	0
22	MG	A	1865	1/1	0.69	0.56	139,139,139,139	0
22	MG	A	1860	1/1	0.71	0.38	170,170,170,170	0
22	MG	A	1633	1/1	0.71	1.03	125,125,125,125	0
22	MG	A	1776	1/1	0.71	0.56	144,144,144,144	0
22	MG	A	1694	1/1	0.71	0.57	103,103,103,103	0
22	MG	A	1808	1/1	0.72	0.51	127,127,127,127	0
22	MG	A	1771	1/1	0.72	0.71	137,137,137,137	0
22	MG	A	1836	1/1	0.72	0.58	129,129,129,129	0
22	MG	A	1819	1/1	0.73	0.28	148,148,148,148	0
22	MG	A	1718	1/1	0.73	0.70	135,135,135,135	0
22	MG	A	1774	1/1	0.73	0.44	133,133,133,133	0
22	MG	A	1665	1/1	0.73	0.67	118,118,118,118	0
22	MG	A	1879	1/1	0.74	1.48	138,138,138,138	0
22	MG	A	1838	1/1	0.74	0.89	151,151,151,151	0
22	MG	A	1853	1/1	0.75	0.50	93,93,93,93	0
22	MG	A	1684	1/1	0.75	0.50	133,133,133,133	0
22	MG	A	1835	1/1	0.76	0.78	119,119,119,119	0
22	MG	A	1816	1/1	0.76	0.43	111,111,111,111	0
22	MG	D	303	1/1	0.76	0.21	108,108,108,108	0
22	MG	A	1873	1/1	0.76	0.42	142,142,142,142	0

Continued on next page...

Continued from previous page...

Mol	Type	Chain	Res	Atoms	RSCC	RSR	B-factors( $\text{\AA}^2$ )	Q<0.9
22	MG	A	1824	1/1	0.76	0.31	139,139,139,139	0
22	MG	A	1820	1/1	0.77	0.98	155,155,155,155	0
22	MG	A	1683	1/1	0.77	0.41	122,122,122,122	0
22	MG	A	1767	1/1	0.77	0.46	138,138,138,138	0
22	MG	A	1786	1/1	0.78	0.61	152,152,152,152	0
22	MG	P	102	1/1	0.78	0.14	127,127,127,127	0
22	MG	A	1831	1/1	0.78	0.23	138,138,138,138	0
22	MG	A	1730	1/1	0.78	0.30	133,133,133,133	0
22	MG	A	1818	1/1	0.79	0.33	111,111,111,111	0
22	MG	A	1828	1/1	0.79	0.47	129,129,129,129	0
22	MG	A	1765	1/1	0.79	1.42	134,134,134,134	0
22	MG	A	1890	1/1	0.79	0.43	111,111,111,111	0
22	MG	A	1638	1/1	0.79	0.18	102,102,102,102	0
22	MG	A	1783	1/1	0.80	0.53	148,148,148,148	0
22	MG	A	1878	1/1	0.80	0.46	148,148,148,148	0
22	MG	A	1862	1/1	0.80	0.16	132,132,132,132	0
22	MG	A	1772	1/1	0.80	0.61	88,88,88,88	0
22	MG	A	1886	1/1	0.80	0.50	164,164,164,164	0
22	MG	A	1813	1/1	0.80	0.67	153,153,153,153	0
22	MG	A	1728	1/1	0.80	0.27	108,108,108,108	0
22	MG	A	1840	1/1	0.81	0.41	148,148,148,148	0
22	MG	A	1700	1/1	0.81	0.08	170,170,170,170	0
22	MG	A	1850	1/1	0.81	0.55	110,110,110,110	0
22	MG	A	1885	1/1	0.81	0.90	135,135,135,135	0
22	MG	A	1872	1/1	0.81	0.26	118,118,118,118	0
22	MG	A	1803	1/1	0.81	0.25	109,109,109,109	0
22	MG	A	1666	1/1	0.81	0.20	126,126,126,126	0
22	MG	A	1759	1/1	0.82	1.26	122,122,122,122	0
22	MG	A	1682	1/1	0.82	0.55	113,113,113,113	0
22	MG	A	1785	1/1	0.82	0.74	114,114,114,114	0
22	MG	A	1827	1/1	0.82	0.53	116,116,116,116	0
22	MG	A	1747	1/1	0.82	0.10	140,140,140,140	0
22	MG	A	1841	1/1	0.82	0.36	116,116,116,116	0
22	MG	A	1788	1/1	0.82	0.27	95,95,95,95	0
22	MG	A	1829	1/1	0.83	0.29	134,134,134,134	0
22	MG	A	1723	1/1	0.83	1.45	132,132,132,132	0
22	MG	A	1629	1/1	0.83	1.02	146,146,146,146	0
22	MG	H	201	1/1	0.83	0.93	137,137,137,137	0
22	MG	A	1854	1/1	0.83	0.33	145,145,145,145	0
22	MG	A	1713	1/1	0.83	0.28	233,233,233,233	0
22	MG	A	1844	1/1	0.83	0.17	107,107,107,107	0
22	MG	A	1781	1/1	0.84	0.55	109,109,109,109	0

Continued on next page...



*Continued from previous page...*

Mol	Type	Chain	Res	Atoms	RSCC	RSR	B-factors( $\text{\AA}^2$ )	Q<0.9
22	MG	A	1631	1/1	0.84	0.42	140,140,140,140	0
22	MG	A	1802	1/1	0.84	0.57	125,125,125,125	0
22	MG	A	1766	1/1	0.84	0.36	139,139,139,139	0
22	MG	A	1745	1/1	0.84	0.51	100,100,100,100	0
22	MG	A	1876	1/1	0.84	0.50	124,124,124,124	0
22	MG	A	1699	1/1	0.84	0.48	109,109,109,109	0
22	MG	A	1830	1/1	0.85	0.52	125,125,125,125	0
22	MG	A	1871	1/1	0.85	0.76	159,159,159,159	0
22	MG	A	1825	1/1	0.85	1.06	146,146,146,146	0
22	MG	A	1627	1/1	0.85	0.95	104,104,104,104	0
22	MG	A	1857	1/1	0.85	0.19	448,448,448,448	0
22	MG	A	1664	1/1	0.85	0.36	119,119,119,119	0
22	MG	A	1770	1/1	0.85	0.17	156,156,156,156	0
22	MG	A	1797	1/1	0.86	0.56	117,117,117,117	0
22	MG	A	1778	1/1	0.86	0.20	151,151,151,151	0
22	MG	A	1822	1/1	0.86	0.42	143,143,143,143	0
22	MG	A	1814	1/1	0.86	0.08	504,504,504,504	0
22	MG	A	1833	1/1	0.86	0.13	161,161,161,161	0
22	MG	A	1846	1/1	0.86	0.21	112,112,112,112	0
22	MG	A	1760	1/1	0.86	0.59	131,131,131,131	0
22	MG	A	1667	1/1	0.86	0.33	140,140,140,140	0
22	MG	A	1677	1/1	0.87	0.09	299,299,299,299	0
22	MG	C	302	1/1	0.87	0.20	164,164,164,164	0
22	MG	A	1689	1/1	0.87	0.76	198,198,198,198	0
22	MG	A	1649	1/1	0.87	0.41	129,129,129,129	0
22	MG	A	1851	1/1	0.87	0.43	107,107,107,107	0
22	MG	A	1754	1/1	0.87	0.48	141,141,141,141	0
22	MG	A	1845	1/1	0.87	0.33	140,140,140,140	0
22	MG	A	1877	1/1	0.88	0.09	160,160,160,160	0
22	MG	A	1832	1/1	0.88	0.24	115,115,115,115	0
22	MG	E	201	1/1	0.88	0.16	165,165,165,165	0
22	MG	A	1741	1/1	0.88	0.24	134,134,134,134	0
22	MG	A	1880	1/1	0.88	0.31	128,128,128,128	0
22	MG	A	1834	1/1	0.88	0.47	125,125,125,125	0
22	MG	A	1764	1/1	0.88	0.88	103,103,103,103	0
22	MG	A	1843	1/1	0.89	0.66	137,137,137,137	0
22	MG	A	1690	1/1	0.89	0.09	158,158,158,158	0
22	MG	A	1732	1/1	0.89	0.35	125,125,125,125	0
22	MG	A	1726	1/1	0.89	0.23	96,96,96,96	0
22	MG	A	1847	1/1	0.89	0.63	127,127,127,127	0
22	MG	A	1652	1/1	0.89	0.18	149,149,149,149	0
22	MG	A	1884	1/1	0.89	0.29	132,132,132,132	0

*Continued on next page...*

Continued from previous page...

Mol	Type	Chain	Res	Atoms	RSCC	RSR	B-factors( $\text{\AA}^2$ )	Q<0.9
22	MG	A	1791	1/1	0.90	0.44	152,152,152,152	0
22	MG	A	1749	1/1	0.90	0.38	138,138,138,138	0
22	MG	A	1676	1/1	0.90	0.20	117,117,117,117	0
22	MG	A	1842	1/1	0.90	0.92	140,140,140,140	0
22	MG	A	1624	1/1	0.90	0.57	153,153,153,153	0
22	MG	A	1757	1/1	0.90	0.42	113,113,113,113	0
22	MG	A	1605	1/1	0.90	1.23	112,112,112,112	0
22	MG	A	1608	1/1	0.91	0.08	179,179,179,179	0
22	MG	A	1678	1/1	0.91	0.28	114,114,114,114	0
22	MG	A	1811	1/1	0.91	0.09	109,109,109,109	0
22	MG	A	1724	1/1	0.91	0.38	166,166,166,166	0
22	MG	A	1889	1/1	0.91	0.60	129,129,129,129	0
22	MG	A	1681	1/1	0.91	0.32	160,160,160,160	0
22	MG	A	1855	1/1	0.91	0.20	489,489,489,489	0
22	MG	A	1727	1/1	0.91	0.52	128,128,128,128	0
22	MG	A	1671	1/1	0.91	0.44	141,141,141,141	0
22	MG	A	1861	1/1	0.91	1.07	113,113,113,113	0
22	MG	A	1603	1/1	0.91	0.44	153,153,153,153	0
22	MG	A	1716	1/1	0.91	0.20	103,103,103,103	0
22	MG	A	1751	1/1	0.91	0.41	126,126,126,126	0
22	MG	A	1733	1/1	0.91	0.50	124,124,124,124	0
22	MG	A	1848	1/1	0.91	0.14	142,142,142,142	0
23	ZN	N	101	1/1	0.91	0.14	251,251,251,251	0
22	MG	A	1622	1/1	0.92	0.39	155,155,155,155	0
22	MG	A	1815	1/1	0.92	0.36	460,460,460,460	0
22	MG	A	1672	1/1	0.92	0.14	160,160,160,160	0
22	MG	A	1817	1/1	0.92	0.37	74,74,74,74	0
22	MG	A	1673	1/1	0.92	0.14	154,154,154,154	0
22	MG	A	1761	1/1	0.92	0.12	146,146,146,146	0
22	MG	A	1807	1/1	0.92	0.08	128,128,128,128	0
22	MG	B	301	1/1	0.92	0.28	101,101,101,101	0
22	MG	A	1821	1/1	0.92	0.52	111,111,111,111	0
22	MG	A	1711	1/1	0.92	0.33	160,160,160,160	0
22	MG	A	1675	1/1	0.92	0.25	115,115,115,115	0
22	MG	A	1692	1/1	0.92	0.29	179,179,179,179	0
22	MG	A	1826	1/1	0.92	0.75	166,166,166,166	0
22	MG	A	1793	1/1	0.92	0.10	184,184,184,184	0
22	MG	I	201	1/1	0.92	0.21	158,158,158,158	0
22	MG	A	1795	1/1	0.92	0.28	385,385,385,385	0
22	MG	A	1881	1/1	0.92	0.65	141,141,141,141	0
22	MG	A	1626	1/1	0.92	0.22	162,162,162,162	0
22	MG	A	1883	1/1	0.92	0.22	135,135,135,135	0

Continued on next page...

*Continued from previous page...*

Mol	Type	Chain	Res	Atoms	RSCC	RSR	B-factors( $\text{\AA}^2$ )	Q<0.9
22	MG	A	1805	1/1	0.93	0.80	95,95,95,95	0
22	MG	A	1823	1/1	0.93	0.60	140,140,140,140	0
22	MG	A	1806	1/1	0.93	0.09	103,103,103,103	0
22	MG	A	1725	1/1	0.93	0.04	288,288,288,288	0
22	MG	A	1706	1/1	0.93	0.39	121,121,121,121	0
22	MG	A	1679	1/1	0.93	0.27	180,180,180,180	0
22	MG	A	1642	1/1	0.93	0.20	119,119,119,119	0
22	MG	A	1650	1/1	0.93	0.34	108,108,108,108	0
22	MG	A	1715	1/1	0.93	0.28	107,107,107,107	0
22	MG	A	1752	1/1	0.93	0.71	116,116,116,116	0
22	MG	A	1792	1/1	0.93	0.51	202,202,202,202	0
22	MG	A	1769	1/1	0.93	0.17	120,120,120,120	0
22	MG	A	1669	1/1	0.93	0.19	163,163,163,163	0
22	MG	F	201	1/1	0.93	0.23	145,145,145,145	0
22	MG	A	1734	1/1	0.93	0.53	92,92,92,92	0
22	MG	A	1856	1/1	0.93	0.30	520,520,520,520	0
22	MG	A	1736	1/1	0.93	0.33	121,121,121,121	0
22	MG	A	1646	1/1	0.93	0.60	139,139,139,139	0
22	MG	A	1648	1/1	0.93	0.16	139,139,139,139	0
22	MG	A	1688	1/1	0.93	0.13	133,133,133,133	0
22	MG	A	1784	1/1	0.94	0.21	119,119,119,119	0
22	MG	A	1653	1/1	0.94	0.14	124,124,124,124	0
22	MG	A	1704	1/1	0.94	0.11	171,171,171,171	0
22	MG	A	1705	1/1	0.94	0.29	301,301,301,301	0
22	MG	J	201	1/1	0.94	0.62	120,120,120,120	0
22	MG	A	1610	1/1	0.94	0.27	118,118,118,118	0
22	MG	A	1641	1/1	0.94	0.22	150,150,150,150	0
22	MG	D	302	1/1	0.94	0.26	114,114,114,114	0
22	MG	A	1686	1/1	0.94	0.17	213,213,213,213	0
22	MG	A	1874	1/1	0.95	0.12	154,154,154,154	0
22	MG	A	1731	1/1	0.95	0.54	92,92,92,92	0
22	MG	A	1859	1/1	0.95	0.23	374,374,374,374	0
22	MG	A	1753	1/1	0.95	0.16	122,122,122,122	0
22	MG	A	1674	1/1	0.95	0.76	139,139,139,139	0
22	MG	A	1602	1/1	0.95	0.29	124,124,124,124	0
22	MG	A	1787	1/1	0.95	0.13	181,181,181,181	0
22	MG	A	1721	1/1	0.95	0.12	139,139,139,139	0
22	MG	A	1775	1/1	0.95	0.72	144,144,144,144	0
22	MG	A	1685	1/1	0.95	0.11	192,192,192,192	0
22	MG	A	1777	1/1	0.95	0.17	139,139,139,139	0
22	MG	A	1729	1/1	0.95	0.53	132,132,132,132	0
22	MG	A	1796	1/1	0.95	0.19	286,286,286,286	0

*Continued on next page...*

*Continued from previous page...*

Mol	Type	Chain	Res	Atoms	RSCC	RSR	B-factors( $\text{\AA}^2$ )	Q<0.9
22	MG	A	1839	1/1	0.95	0.19	134,134,134,134	0
22	MG	A	1780	1/1	0.95	0.13	99,99,99,99	0
22	MG	A	1701	1/1	0.95	0.26	166,166,166,166	0
22	MG	A	1643	1/1	0.96	0.18	96,96,96,96	0
22	MG	A	1750	1/1	0.96	0.06	84,84,84,84	0
22	MG	A	1868	1/1	0.96	0.34	130,130,130,130	0
22	MG	A	1635	1/1	0.96	0.12	128,128,128,128	0
22	MG	A	1695	1/1	0.96	0.21	162,162,162,162	0
22	MG	A	1696	1/1	0.96	0.67	151,151,151,151	0
22	MG	A	1697	1/1	0.96	0.40	177,177,177,177	0
22	MG	A	1630	1/1	0.96	0.23	106,106,106,106	0
22	MG	A	1639	1/1	0.96	0.46	221,221,221,221	0
22	MG	A	1722	1/1	0.96	0.23	106,106,106,106	0
22	MG	A	1740	1/1	0.96	0.08	111,111,111,111	0
22	MG	D	304	1/1	0.96	0.61	124,124,124,124	0
22	MG	A	1801	1/1	0.96	0.19	152,152,152,152	0
22	MG	A	1858	1/1	0.96	0.08	271,271,271,271	0
22	MG	A	1640	1/1	0.96	0.15	83,83,83,83	0
22	MG	A	1628	1/1	0.96	0.95	106,106,106,106	0
22	MG	A	1703	1/1	0.96	0.23	195,195,195,195	0
22	MG	A	1619	1/1	0.96	0.48	125,125,125,125	0
22	MG	A	1654	1/1	0.96	0.16	84,84,84,84	0
22	MG	A	1657	1/1	0.96	0.36	123,123,123,123	0
22	MG	A	1748	1/1	0.96	0.46	149,149,149,149	0
22	MG	A	1634	1/1	0.97	0.37	212,212,212,212	0
22	MG	A	1852	1/1	0.97	0.38	114,114,114,114	0
22	MG	A	1612	1/1	0.97	0.11	133,133,133,133	0
22	MG	A	1644	1/1	0.97	0.37	95,95,95,95	0
22	MG	A	1613	1/1	0.97	0.14	149,149,149,149	0
22	MG	A	1755	1/1	0.97	0.36	96,96,96,96	0
22	MG	A	1804	1/1	0.97	0.37	144,144,144,144	0
22	MG	A	1789	1/1	0.97	0.07	152,152,152,152	0
22	MG	A	1616	1/1	0.97	0.17	81,81,81,81	0
22	MG	A	1670	1/1	0.97	0.16	209,209,209,209	0
22	MG	A	1618	1/1	0.97	0.33	99,99,99,99	0
22	MG	A	1680	1/1	0.97	0.19	147,147,147,147	0
22	MG	A	1782	1/1	0.97	0.19	129,129,129,129	0
23	ZN	D	301	1/1	0.97	0.33	127,127,127,127	0
22	MG	A	1607	1/1	0.97	0.38	119,119,119,119	0
22	MG	A	1623	1/1	0.98	0.13	112,112,112,112	0
22	MG	A	1693	1/1	0.98	0.19	157,157,157,157	0
22	MG	A	1614	1/1	0.98	0.30	113,113,113,113	0

*Continued on next page...*

*Continued from previous page...*

Mol	Type	Chain	Res	Atoms	RSCC	RSR	B-factors( $\text{\AA}^2$ )	Q<0.9
22	MG	A	1790	1/1	0.98	0.11	162,162,162,162	0
22	MG	A	1768	1/1	0.98	0.17	155,155,155,155	0
22	MG	A	1707	1/1	0.98	0.23	185,185,185,185	0
22	MG	A	1710	1/1	0.98	0.27	134,134,134,134	0
22	MG	A	1794	1/1	0.98	0.07	221,221,221,221	0
22	MG	A	1604	1/1	0.98	0.16	122,122,122,122	0
22	MG	A	1712	1/1	0.98	0.13	371,371,371,371	0
22	MG	A	1621	1/1	0.98	0.46	124,124,124,124	0
22	MG	A	1645	1/1	0.98	0.04	87,87,87,87	0
22	MG	A	1698	1/1	0.98	0.34	216,216,216,216	0
22	MG	A	1617	1/1	0.98	0.24	62,62,62,62	0
22	MG	A	1735	1/1	0.98	0.17	91,91,91,91	0
22	MG	A	1717	1/1	0.98	0.22	132,132,132,132	0
22	MG	A	1779	1/1	0.98	0.30	99,99,99,99	0
22	MG	A	1737	1/1	0.98	0.35	122,122,122,122	0
22	MG	A	1647	1/1	0.98	0.44	207,207,207,207	0
22	MG	P	101	1/1	0.98	0.26	87,87,87,87	0
22	MG	A	1720	1/1	0.98	0.16	119,119,119,119	0
22	MG	A	1668	1/1	0.98	0.16	152,152,152,152	0
22	MG	A	1658	1/1	0.98	0.16	132,132,132,132	0
22	MG	A	1743	1/1	0.98	0.22	140,140,140,140	0
22	MG	A	1659	1/1	0.98	0.22	89,89,89,89	0
22	MG	A	1663	1/1	0.99	0.08	125,125,125,125	0
22	MG	A	1620	1/1	0.99	0.16	107,107,107,107	0
22	MG	A	1609	1/1	0.99	0.26	100,100,100,100	0
22	MG	A	1655	1/1	0.99	0.18	143,143,143,143	0
22	MG	A	1656	1/1	0.99	0.22	207,207,207,207	0
22	MG	A	1632	1/1	0.99	0.17	155,155,155,155	0
22	MG	A	1691	1/1	0.99	0.34	172,172,172,172	0
22	MG	A	1606	1/1	0.99	0.09	103,103,103,103	0
22	MG	A	1719	1/1	0.99	0.27	51,51,51,51	0
22	MG	A	1611	1/1	0.99	0.13	116,116,116,116	0
22	MG	A	1800	1/1	0.99	0.13	114,114,114,114	0
22	MG	A	1615	1/1	0.99	0.14	106,106,106,106	0
22	MG	A	1651	1/1	0.99	0.25	85,85,85,85	0
22	MG	A	1708	1/1	0.99	0.19	148,148,148,148	0
22	MG	A	1739	1/1	0.99	0.16	125,125,125,125	0
22	MG	A	1709	1/1	0.99	0.14	147,147,147,147	0
22	MG	A	1636	1/1	0.99	0.17	91,91,91,91	0
22	MG	A	1637	1/1	1.00	0.44	109,109,109,109	0

## 6.5 Other polymers [i](#)

There are no such residues in this entry.