



## Full wwPDB EM Validation Report ⓘ

Dec 26, 2024 – 04:12 AM EST

PDB ID : 4BTG  
EMDB ID : EMD-2364  
Title : Coordinates of the bacteriophage phi6 capsid subunits (P1A and P1B) fitted into the cryoEM reconstruction of the procapsid at 4.4 Å resolution  
Authors : Nemecek, D.; Boura, E.; Wu, W.; Cheng, N.; Plevka, P.; Qiao, J.; Mindich, L.; Heymann, J.B.; Hurley, J.H.; Steven, A.C.  
Deposited on : 2013-06-17  
Resolution : 4.40 Å (reported)  
Based on initial model : 4K7H

This is a Full wwPDB EM Validation Report for a publicly released PDB entry.

We welcome your comments at [validation@mail.wwpdb.org](mailto:validation@mail.wwpdb.org)

A user guide is available at

<https://www.wwpdb.org/validation/2017/EMValidationReportHelp>

with specific help available everywhere you see the ⓘ symbol.

The types of validation reports are described at

<http://www.wwpdb.org/validation/2017/FAQs#types>.

---

The following versions of software and data (see [references ⓘ](#)) were used in the production of this report:

EMDB validation analysis : 0.0.1.dev113  
MolProbity : 4.02b-467  
Percentile statistics : 20231227.v01 (using entries in the PDB archive December 27th 2023)  
MapQ : 1.9.13  
Ideal geometry (proteins) : Engh & Huber (2001)  
Ideal geometry (DNA, RNA) : Parkinson et al. (1996)  
Validation Pipeline (wwPDB-VP) : 2.40

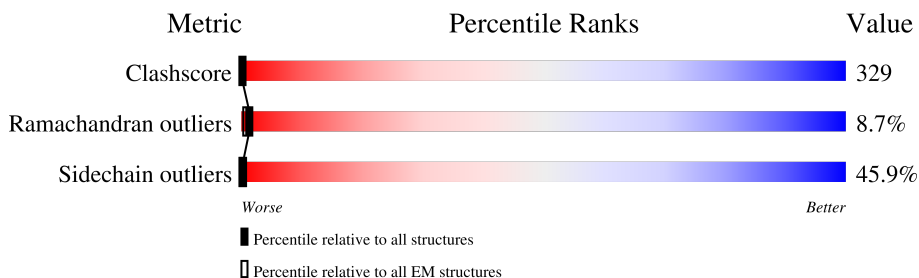
# 1 Overall quality at a glance

The following experimental techniques were used to determine the structure:

*ELECTRON MICROSCOPY*

The reported resolution of this entry is 4.40 Å.

Percentile scores (ranging between 0-100) for global validation metrics of the entry are shown in the following graphic. The table shows the number of entries on which the scores are based.



Metric	Whole archive (#Entries)	EM structures (#Entries)
Clashscore	210492	15764
Ramachandran outliers	207382	16835
Sidechain outliers	206894	16415

The table below summarises the geometric issues observed across the polymeric chains and their fit to the map. The red, orange, yellow and green segments of the bar indicate the fraction of residues that contain outliers for  $\geq 3$ , 2, 1 and 0 types of geometric quality criteria respectively. A grey segment represents the fraction of residues that are not modelled. The numeric value for each fraction is indicated below the corresponding segment, with a dot representing fractions  $\leq 5\%$ . The upper red bar (where present) indicates the fraction of residues that have poor fit to the EM map (all-atom inclusion  $< 40\%$ ). The numeric value is given above the bar.

Mol	Chain	Length	Quality of chain
1	A	761	
1	B	761	

## 2 Entry composition

There is only 1 type of molecule in this entry. The entry contains 11840 atoms, of which 0 are hydrogens and 0 are deuteriums.

In the tables below, the AltConf column contains the number of residues with at least one atom in alternate conformation and the Trace column contains the number of residues modelled with at most 2 atoms.

- Molecule 1 is a protein called MAJOR INNER PROTEIN P1.

Mol	Chain	Residues	Atoms					AltConf	Trace
			Total	C	N	O	S		
1	A	761	Total	C	N	O	S	0	0
			5920	3741	1048	1109	22		
1	B	761	Total	C	N	O	S	0	0
			5920	3741	1048	1109	22		


There are 2 discrepancies between the modelled and reference sequences:

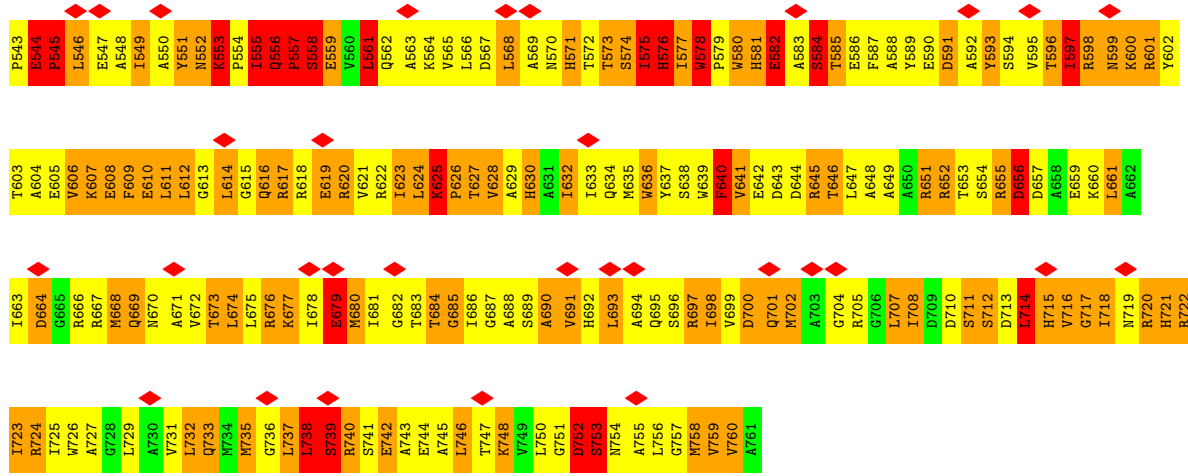
Chain	Residue	Modelled	Actual	Comment	Reference
A	1	GLY	-	expression tag	UNP P11126
B	1	GLY	-	expression tag	UNP P11126

### 3 Residue-property plots

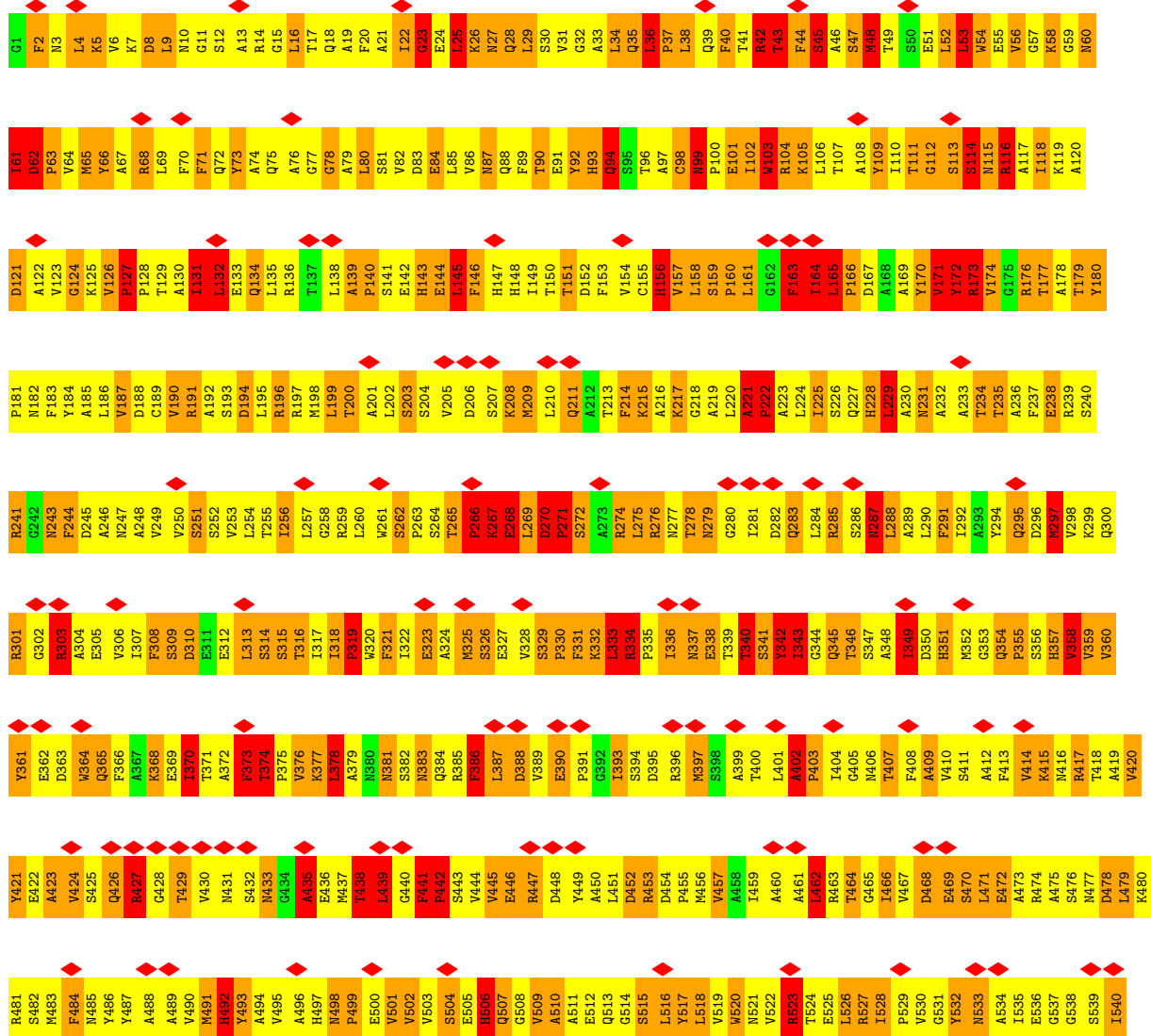
These plots are drawn for all protein, RNA, DNA and oligosaccharide chains in the entry. The first graphic for a chain summarises the proportions of the various outlier classes displayed in the second graphic. The second graphic shows the sequence view annotated by issues in geometry and atom inclusion in map density. Residues are color-coded according to the number of geometric quality criteria for which they contain at least one outlier: green = 0, yellow = 1, orange = 2 and red = 3 or more. A red diamond above a residue indicates a poor fit to the EM map for this residue (all-atom inclusion < 40%). Stretches of 2 or more consecutive residues without any outlier are shown as a green connector. Residues present in the sample, but not in the model, are shown in grey.

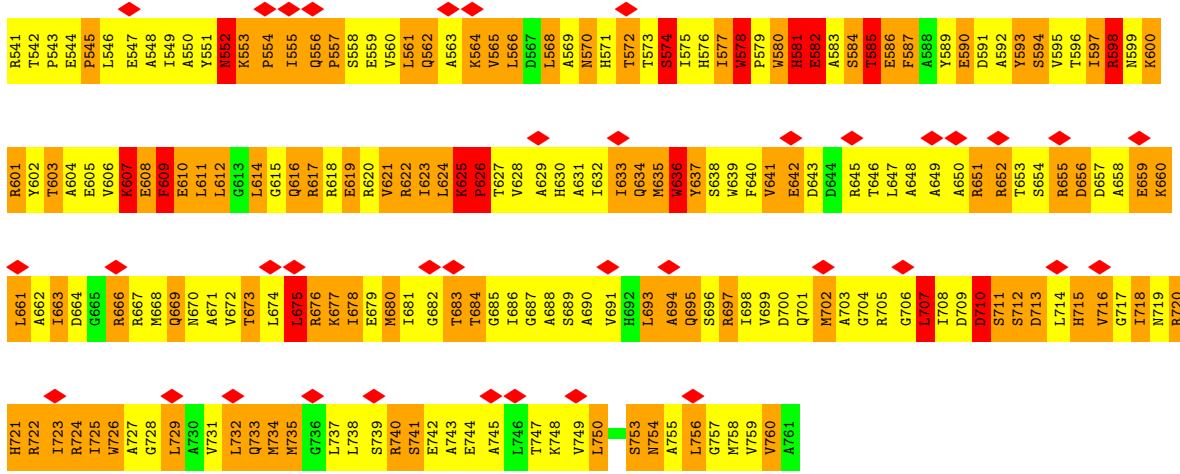
#### • Molecule 1: MAJOR INNER PROTEIN P1





● Molecule 1: MAJOR INNER PROTEIN P1





## 4 Experimental information

Property	Value	Source
EM reconstruction method	SINGLE PARTICLE	Depositor
Imposed symmetry	POINT, I	Depositor
Number of particles used	18326	Depositor
Resolution determination method	Not provided	
CTF correction method	PARTICLES FROM EACH MICRO- GRAPH	Depositor
Microscope	FEI TITAN KRIOS	Depositor
Voltage (kV)	300	Depositor
Electron dose ( $e^-/\text{\AA}^2$ )	15	Depositor
Minimum defocus (nm)	800	Depositor
Maximum defocus (nm)	2200	Depositor
Magnification	44739	Depositor
Image detector	KODAK SO-163 FILM	Depositor
Maximum map value	21.125	Depositor
Minimum map value	-8.041	Depositor
Average map value	0.000	Depositor
Map value standard deviation	1.000	Depositor
Recommended contour level	2	Depositor
Map size (Å)	586.74, 586.74, 586.74	wwPDB
Map dimensions	420, 420, 420	wwPDB
Map angles (°)	90.0, 90.0, 90.0	wwPDB
Pixel spacing (Å)	1.397, 1.397, 1.397	Depositor

## 5 Model quality i

### 5.1 Standard geometry i

The Z score for a bond length (or angle) is the number of standard deviations the observed value is removed from the expected value. A bond length (or angle) with  $|Z| > 5$  is considered an outlier worth inspection. RMSZ is the root-mean-square of all Z scores of the bond lengths (or angles).

Mol	Chain	Bond lengths		Bond angles	
		RMSZ	# Z  >5	RMSZ	# Z  >5
1	A	1.22	32/6038 (0.5%)	1.56	144/8200 (1.8%)
1	B	0.96	27/6039 (0.4%)	1.41	88/8203 (1.1%)
All	All	1.10	59/12077 (0.5%)	1.49	232/16403 (1.4%)

Chiral center outliers are detected by calculating the chiral volume of a chiral center and verifying if the center is modelled as a planar moiety or with the opposite hand. A planarity outlier is detected by checking planarity of atoms in a peptide group, atoms in a mainchain group or atoms of a sidechain that are expected to be planar.

Mol	Chain	#Chirality outliers	#Planarity outliers
1	A	0	67
1	B	0	45
All	All	0	112

All (59) bond length outliers are listed below:

Mol	Chain	Res	Type	Atoms	Z	Observed(Å)	Ideal(Å)
1	A	466	ILE	C-N	-36.28	0.50	1.34
1	B	127	PRO	C-N	30.25	1.91	1.34
1	A	437	MET	C-N	11.92	1.61	1.34
1	A	75	GLN	CA-CB	-11.01	1.29	1.53
1	B	124	GLY	C-N	9.05	1.54	1.34
1	B	435	ALA	C-O	-7.98	1.08	1.23
1	A	391	PRO	N-CA	-7.88	1.33	1.47
1	A	390	GLU	C-N	-7.67	1.19	1.34
1	B	103	TRP	CG-CD1	-7.57	1.26	1.36
1	A	391	PRO	CA-C	-7.50	1.37	1.52
1	A	542	THR	C-N	7.38	1.48	1.34
1	B	373	PHE	CG-CD2	-7.36	1.27	1.38
1	B	358	VAL	C-N	6.62	1.49	1.34
1	B	172	TYR	CA-C	6.52	1.70	1.52
1	B	114	SER	C-O	-6.46	1.11	1.23
1	A	379	ALA	N-CA	-6.38	1.33	1.46

*Continued on next page...*



*Continued from previous page...*

Mol	Chain	Res	Type	Atoms	Z	Observed(Å)	Ideal(Å)
1	B	268	GLU	C-N	6.35	1.48	1.34
1	B	427	ARG	C-N	6.31	1.44	1.33
1	A	332	LYS	C-O	-6.13	1.11	1.23
1	B	173	ARG	N-CA	6.07	1.58	1.46
1	A	334	ARG	C-N	5.92	1.45	1.34
1	A	335	PRO	N-CD	5.88	1.56	1.47
1	B	271	PRO	N-CD	5.54	1.55	1.47
1	B	267	LYS	C-N	5.51	1.46	1.34
1	B	626	PRO	N-CD	5.50	1.55	1.47
1	B	554	PRO	N-CD	5.49	1.55	1.47
1	A	545	PRO	N-CD	5.44	1.55	1.47
1	B	63	PRO	N-CD	5.44	1.55	1.47
1	A	294	TYR	CB-CG	-5.43	1.43	1.51
1	B	166	PRO	N-CD	5.42	1.55	1.47
1	A	455	PRO	N-CD	5.37	1.55	1.47
1	A	391	PRO	N-CD	-5.34	1.40	1.47
1	B	140	PRO	N-CD	5.31	1.55	1.47
1	A	37	PRO	N-CD	5.30	1.55	1.47
1	B	266	PRO	N-CD	5.30	1.55	1.47
1	A	319	PRO	N-CD	5.28	1.55	1.47
1	A	529	PRO	N-CD	5.27	1.55	1.47
1	B	442	PRO	N-CD	5.26	1.55	1.47
1	B	127	PRO	N-CD	5.25	1.55	1.47
1	A	557	PRO	N-CD	5.22	1.55	1.47
1	A	442	PRO	N-CD	5.21	1.55	1.47
1	B	319	PRO	N-CD	5.21	1.55	1.47
1	A	75	GLN	N-CA	-5.21	1.35	1.46
1	B	267	LYS	C-O	-5.20	1.13	1.23
1	B	160	PRO	N-CD	5.17	1.55	1.47
1	A	259	ARG	C-N	-5.15	1.22	1.34
1	B	499	PRO	N-CD	5.12	1.55	1.47
1	B	545	PRO	N-CD	5.12	1.55	1.47
1	A	355	PRO	N-CD	5.11	1.55	1.47
1	A	375	PRO	N-CD	5.09	1.54	1.47
1	A	520	TRP	N-CA	-5.09	1.36	1.46
1	A	160	PRO	N-CD	5.09	1.54	1.47
1	A	608	GLU	CA-C	-5.09	1.39	1.52
1	A	271	PRO	N-CD	5.09	1.54	1.47
1	A	331	PHE	CB-CG	-5.08	1.42	1.51
1	A	100	PRO	N-CD	5.08	1.54	1.47
1	A	330	PRO	N-CD	5.06	1.54	1.47
1	A	266	PRO	N-CD	5.04	1.54	1.47

*Continued on next page...*

*Continued from previous page...*

Mol	Chain	Res	Type	Atoms	Z	Observed(Å)	Ideal(Å)
1	B	557	PRO	N-CD	5.01	1.54	1.47

All (232) bond angle outliers are listed below:

Mol	Chain	Res	Type	Atoms	Z	Observed(°)	Ideal(°)
1	B	441	PHE	C-N-CD	-46.69	17.89	120.60
1	A	542	THR	C-N-CD	15.13	160.17	128.40
1	A	290	LEU	CB-CG-CD1	-13.07	88.79	111.00
1	A	16	LEU	CB-CG-CD1	-12.81	89.22	111.00
1	A	739	SER	O-C-N	-11.26	104.68	122.70
1	B	127	PRO	O-C-N	10.73	141.49	121.10
1	B	127	PRO	C-N-CD	10.72	150.91	128.40
1	B	132	LEU	CB-CG-CD2	-10.60	92.98	111.00
1	A	262	SER	C-N-CD	-10.44	97.63	120.60
1	A	290	LEU	CB-CG-CD2	10.28	128.48	111.00
1	B	386	PHE	O-C-N	-10.24	106.32	122.70
1	B	221	ALA	C-N-CD	-10.15	98.27	120.60
1	A	75	GLN	CA-CB-CG	-10.08	91.22	113.40
1	B	114	SER	O-C-N	-10.04	106.64	122.70
1	A	331	PHE	CB-CG-CD1	-10.02	113.79	120.80
1	A	147	HIS	O-C-N	-9.90	106.86	122.70
1	B	435	ALA	O-C-N	-9.82	106.98	122.70
1	B	354	GLN	C-N-CD	-9.82	99.00	120.60
1	A	396	ARG	NE-CZ-NH1	9.58	125.09	120.30
1	A	396	ARG	N-CA-CB	9.46	127.63	110.60
1	B	114	SER	CA-C-N	-9.40	96.51	117.20
1	B	435	ALA	CA-C-N	-9.32	96.68	117.20
1	A	43	THR	N-CA-C	-9.14	86.32	111.00
1	B	267	LYS	O-C-N	-9.07	108.19	122.70
1	A	739	SER	CA-C-N	8.89	136.75	117.20
1	A	289	ALA	O-C-N	-8.61	108.92	122.70
1	A	437	MET	O-C-N	8.60	136.45	122.70
1	B	626	PRO	CA-N-CD	-8.56	99.52	111.50
1	B	268	GLU	CA-C-N	-8.52	98.47	117.20
1	B	373	PHE	CZ-CE2-CD2	8.39	130.17	120.10
1	B	624	LEU	N-CA-C	-8.39	88.36	111.00
1	A	294	TYR	CB-CA-C	8.33	127.07	110.40
1	B	93	HIS	C-N-CA	8.33	142.53	121.70
1	A	262	SER	N-CA-CB	-8.30	98.05	110.50
1	A	358	VAL	CA-CB-CG1	8.30	123.35	110.90
1	A	479	LEU	CA-CB-CG	-8.17	96.52	115.30
1	A	438	THR	N-CA-C	7.90	132.33	111.00

*Continued on next page...*

*Continued from previous page...*

Mol	Chain	Res	Type	Atoms	Z	Observed(°)	Ideal(°)
1	A	347	SER	N-CA-C	-7.84	89.83	111.00
1	A	165	LEU	N-CA-C	7.76	131.94	111.00
1	A	542	THR	C-N-CA	-7.71	89.63	122.00
1	B	171	VAL	C-N-CA	-7.70	102.46	121.70
1	A	332	LYS	O-C-N	-7.69	110.39	122.70
1	A	200	THR	O-C-N	7.57	134.82	122.70
1	A	439	LEU	CB-CG-CD2	7.57	123.87	111.00
1	A	200	THR	CA-C-N	-7.57	100.55	117.20
1	A	75	GLN	N-CA-CB	-7.47	97.16	110.60
1	A	130	ALA	N-CA-CB	7.41	120.48	110.10
1	B	386	PHE	CA-C-N	7.30	133.26	117.20
1	B	373	PHE	CG-CD2-CE2	-7.29	112.78	120.80
1	A	542	THR	O-C-N	7.27	134.92	121.10
1	A	402	ALA	C-N-CD	-7.22	104.71	120.60
1	A	466	ILE	C-N-CA	7.18	139.66	121.70
1	A	44	PHE	CB-CA-C	7.13	124.66	110.40
1	A	220	LEU	CA-CB-CG	7.12	131.69	115.30
1	B	172	TYR	CA-C-N	7.12	132.86	117.20
1	B	297	MET	CG-SD-CE	-7.08	88.87	100.20
1	A	746	LEU	CA-CB-CG	7.03	131.48	115.30
1	B	124	GLY	C-N-CA	-7.01	104.17	121.70
1	A	42	ARG	N-CA-C	6.99	129.86	111.00
1	A	74	ALA	C-N-CA	-6.96	104.29	121.70
1	A	240	SER	N-CA-C	-6.96	92.19	111.00
1	A	551	TYR	O-C-N	6.94	133.81	122.70
1	A	339	THR	CA-CB-CG2	-6.94	102.69	112.40
1	A	497	HIS	N-CA-C	-6.91	92.36	111.00
1	B	93	HIS	O-C-N	6.88	133.70	122.70
1	B	99	ASN	C-N-CD	6.87	142.83	128.40
1	B	171	VAL	CA-C-O	-6.85	105.72	120.10
1	A	520	TRP	N-CA-CB	-6.80	98.36	110.60
1	A	82	VAL	CB-CA-C	-6.79	98.49	111.40
1	B	478	ASP	CB-CG-OD1	6.77	124.39	118.30
1	A	158	LEU	CB-CG-CD1	6.70	122.39	111.00
1	B	116	ARG	C-N-CA	-6.67	105.03	121.70
1	B	131	ILE	C-N-CA	-6.64	105.10	121.70
1	B	124	GLY	O-C-N	6.63	133.31	122.70
1	A	561	LEU	CA-C-N	-6.63	102.61	117.20
1	A	16	LEU	CB-CA-C	-6.62	97.62	110.20
1	A	111	THR	N-CA-C	-6.62	93.14	111.00
1	A	396	ARG	NE-CZ-NH2	-6.55	117.02	120.30
1	A	466	ILE	O-C-N	-6.54	112.23	122.70

*Continued on next page...*

*Continued from previous page...*

Mol	Chain	Res	Type	Atoms	Z	Observed(°)	Ideal(°)
1	A	223	ALA	N-CA-C	-6.53	93.36	111.00
1	B	402	ALA	C-N-CD	6.53	142.10	128.40
1	B	132	LEU	CB-CG-CD1	-6.49	99.97	111.00
1	B	329	SER	C-N-CD	6.46	141.96	128.40
1	B	173	ARG	NE-CZ-NH1	6.45	123.52	120.30
1	B	180	TYR	C-N-CD	6.43	141.90	128.40
1	A	752	ASP	O-C-N	6.43	132.98	122.70
1	A	556	GLN	C-N-CD	6.41	141.87	128.40
1	A	62	ASP	C-N-CD	6.38	141.81	128.40
1	A	165	LEU	C-N-CD	6.37	141.76	128.40
1	A	679	GLU	CA-CB-CG	6.36	127.39	113.40
1	A	578	TRP	C-N-CD	6.33	141.69	128.40
1	B	112	GLY	N-CA-C	-6.33	97.29	113.10
1	B	707	LEU	C-N-CA	-6.31	105.91	121.70
1	A	553	LYS	C-N-CD	6.31	141.64	128.40
1	B	267	LYS	C-N-CA	-6.29	105.96	121.70
1	A	625	LYS	C-N-CD	6.29	141.60	128.40
1	A	251	SER	N-CA-CB	-6.24	101.13	110.50
1	A	257	LEU	CA-CB-CG	6.24	129.66	115.30
1	B	556	GLN	C-N-CD	6.24	141.49	128.40
1	A	16	LEU	CA-CB-CG	-6.23	100.97	115.30
1	B	598	ARG	N-CA-C	-6.23	94.18	111.00
1	A	265	THR	C-N-CD	6.23	141.47	128.40
1	A	514	GLY	N-CA-C	-6.22	97.55	113.10
1	A	346	THR	N-CA-C	-6.20	94.25	111.00
1	B	334	ARG	C-N-CD	6.17	141.35	128.40
1	B	94	GLN	N-CA-C	6.16	127.64	111.00
1	A	16	LEU	CB-CG-CD2	6.14	121.45	111.00
1	B	127	PRO	CA-C-N	-6.13	99.92	117.10
1	B	343	ILE	CB-CA-C	-6.10	99.39	111.60
1	B	462	LEU	CA-CB-CG	6.10	129.32	115.30
1	A	541	ARG	NE-CZ-NH2	-6.07	117.27	120.30
1	B	268	GLU	O-C-N	6.06	132.40	122.70
1	A	129	THR	C-N-CA	-6.03	106.62	121.70
1	A	552	ASN	O-C-N	6.00	132.30	122.70
1	A	476	SER	O-C-N	5.99	132.29	122.70
1	A	139	ALA	C-N-CD	5.99	140.98	128.40
1	B	318	ILE	C-N-CD	5.98	140.95	128.40
1	B	492	HIS	N-CA-CB	5.98	121.36	110.60
1	A	173	ARG	N-CA-C	5.96	127.09	111.00
1	A	290	LEU	N-CA-C	-5.94	94.96	111.00
1	A	331	PHE	N-CA-CB	5.93	121.27	110.60

*Continued on next page...*

*Continued from previous page...*

Mol	Chain	Res	Type	Atoms	Z	Observed(°)	Ideal(°)
1	A	127	PRO	N-CA-C	5.92	127.50	112.10
1	A	520	TRP	N-CA-C	-5.92	95.02	111.00
1	A	332	LYS	CA-C-N	-5.91	104.20	117.20
1	A	374	THR	C-N-CD	5.90	140.79	128.40
1	A	111	THR	CA-C-N	-5.87	104.45	116.20
1	A	166	PRO	CA-N-CD	-5.87	103.29	111.50
1	A	528	ILE	C-N-CD	5.84	140.67	128.40
1	A	497	HIS	N-CA-CB	-5.82	100.12	110.60
1	A	717	GLY	N-CA-C	-5.82	98.54	113.10
1	A	575	ILE	N-CA-C	5.81	126.70	111.00
1	B	374	THR	C-N-CD	5.81	140.59	128.40
1	A	270	ASP	C-N-CD	5.79	140.56	128.40
1	B	358	VAL	CB-CA-C	-5.78	100.42	111.40
1	B	2	PHE	CB-CG-CD1	-5.78	116.75	120.80
1	A	379	ALA	N-CA-C	-5.77	95.42	111.00
1	B	390	GLU	C-N-CD	5.76	140.51	128.40
1	A	354	GLN	C-N-CD	5.76	140.50	128.40
1	A	626	PRO	CA-N-CD	-5.76	103.44	111.50
1	A	156	HIS	N-CA-C	5.75	126.52	111.00
1	A	42	ARG	NE-CZ-NH2	-5.74	117.43	120.30
1	A	147	HIS	CA-C-N	5.74	129.82	117.20
1	B	139	ALA	C-N-CD	5.74	140.44	128.40
1	B	127	PRO	C-N-CA	-5.73	97.94	122.00
1	A	752	ASP	CA-C-N	-5.73	104.60	117.20
1	B	199	LEU	N-CA-C	5.72	126.45	111.00
1	B	438	THR	C-N-CA	5.71	135.98	121.70
1	A	423	ALA	N-CA-C	-5.71	95.58	111.00
1	A	159	SER	C-N-CD	5.69	140.35	128.40
1	A	167	ASP	N-CA-C	5.69	126.36	111.00
1	B	523	ARG	N-CA-C	5.67	126.31	111.00
1	A	289	ALA	CA-C-N	5.65	129.64	117.20
1	A	358	VAL	CG1-CB-CG2	5.64	119.93	110.90
1	A	242	GLY	N-CA-C	5.64	127.20	113.10
1	A	510	ALA	N-CA-C	-5.64	95.78	111.00
1	B	582	GLU	OE1-CD-OE2	5.64	130.06	123.30
1	A	542	THR	CA-CB-OG1	5.63	120.83	109.00
1	B	171	VAL	CA-C-N	5.61	129.54	117.20
1	B	114	SER	CA-C-O	5.61	131.87	120.10
1	B	265	THR	C-N-CD	5.61	140.17	128.40
1	A	313	LEU	CA-CB-CG	5.60	128.17	115.30
1	A	454	ASP	C-N-CD	5.59	140.15	128.40
1	A	437	MET	CA-C-N	-5.58	104.92	117.20

*Continued on next page...*

*Continued from previous page...*

Mol	Chain	Res	Type	Atoms	Z	Observed(°)	Ideal(°)
1	B	267	LYS	CA-C-N	-5.57	104.94	117.20
1	B	578	TRP	C-N-CD	5.57	140.10	128.40
1	A	394	SER	CB-CA-C	-5.56	99.53	110.10
1	A	544	GLU	C-N-CD	5.56	140.08	128.40
1	A	329	SER	C-N-CD	5.56	140.07	128.40
1	A	13	ALA	C-N-CA	5.55	135.57	121.70
1	B	103	TRP	CB-CA-C	-5.54	99.31	110.40
1	B	423	ALA	N-CA-C	-5.54	96.04	111.00
1	A	625	LYS	N-CA-C	-5.53	96.06	111.00
1	A	444	VAL	C-N-CA	-5.53	107.88	121.70
1	A	310	ASP	N-CA-C	-5.52	96.11	111.00
1	A	362	GLU	N-CA-C	5.50	125.84	111.00
1	A	102	ILE	N-CA-C	-5.49	96.17	111.00
1	A	131	ILE	C-N-CA	-5.49	107.98	121.70
1	B	581	HIS	C-N-CA	5.47	135.39	121.70
1	A	343	ILE	C-N-CA	-5.47	110.81	122.30
1	B	287	ASN	CB-CA-C	-5.47	99.45	110.40
1	B	297	MET	CB-CG-SD	-5.47	95.98	112.40
1	A	127	PRO	CA-N-CD	-5.47	103.84	111.50
1	B	171	VAL	CA-CB-CG2	5.46	119.09	110.90
1	B	625	LYS	C-N-CD	5.46	139.86	128.40
1	A	318	ILE	C-N-CD	5.46	139.86	128.40
1	B	694	ALA	O-C-N	-5.44	114.00	122.70
1	B	159	SER	C-N-CD	5.43	139.81	128.40
1	A	406	ASN	N-CA-CB	5.43	120.37	110.60
1	A	130	ALA	CB-CA-C	5.42	118.24	110.10
1	A	126	VAL	C-N-CD	5.37	139.69	128.40
1	B	62	ASP	C-N-CD	5.37	139.69	128.40
1	A	17	THR	N-CA-C	5.35	125.44	111.00
1	A	14	ARG	C-N-CA	-5.34	111.09	122.30
1	B	124	GLY	CA-C-N	-5.32	105.49	117.20
1	B	713	ASP	N-CA-C	-5.30	96.69	111.00
1	B	271	PRO	CA-N-CD	-5.29	104.10	111.50
1	A	558	SER	N-CA-C	-5.28	96.74	111.00
1	A	336	ILE	N-CA-C	5.27	125.24	111.00
1	B	165	LEU	C-N-CD	5.27	139.47	128.40
1	A	44	PHE	C-N-CA	-5.26	108.55	121.70
1	B	25	LEU	CB-CG-CD2	5.26	119.94	111.00
1	A	288	LEU	CA-CB-CG	5.24	127.36	115.30
1	A	668	MET	CB-CG-SD	-5.24	96.68	112.40
1	B	330	PRO	CA-N-CD	-5.23	104.17	111.50
1	A	102	ILE	CA-C-N	-5.22	105.71	117.20

*Continued on next page...*

*Continued from previous page...*

Mol	Chain	Res	Type	Atoms	Z	Observed(°)	Ideal(°)
1	B	23	GLY	O-C-N	-5.22	114.35	122.70
1	A	179	THR	N-CA-C	5.21	125.06	111.00
1	A	576	HIS	CB-CA-C	-5.20	99.99	110.40
1	A	137	THR	N-CA-C	5.20	125.03	111.00
1	B	574	SER	N-CA-C	5.18	124.99	111.00
1	B	607	LYS	N-CA-C	-5.17	97.03	111.00
1	B	173	ARG	CA-CB-CG	5.17	124.78	113.40
1	A	679	GLU	N-CA-CB	5.17	119.90	110.60
1	B	439	LEU	N-CA-C	5.17	124.95	111.00
1	A	390	GLU	N-CA-C	-5.16	97.06	111.00
1	A	301	ARG	N-CA-C	-5.16	97.08	111.00
1	A	75	GLN	N-CA-C	5.16	124.92	111.00
1	A	685	GLY	N-CA-C	-5.15	100.23	113.10
1	A	172	TYR	N-CA-C	-5.14	97.13	111.00
1	A	442	PRO	N-CA-C	-5.12	98.78	112.10
1	B	553	LYS	C-N-CD	5.12	139.16	128.40
1	A	640	PHE	N-CA-C	-5.12	97.18	111.00
1	A	441	PHE	C-N-CD	5.11	139.13	128.40
1	A	465	GLY	N-CA-C	5.11	125.86	113.10
1	A	528	ILE	CB-CA-C	-5.09	101.41	111.60
1	A	162	GLY	O-C-N	5.08	130.83	122.70
1	A	714	LEU	C-N-CA	-5.08	109.00	121.70
1	A	531	GLY	N-CA-C	5.07	125.79	113.10
1	B	267	LYS	N-CA-CB	-5.07	101.47	110.60
1	A	551	TYR	CA-C-N	-5.05	106.09	117.20
1	B	675	LEU	CA-CB-CG	5.01	126.83	115.30
1	B	636	TRP	CA-CB-CG	5.01	123.22	113.70

There are no chirality outliers.

All (112) planarity outliers are listed below:

Mol	Chain	Res	Type	Group
1	A	110	ILE	Peptide
1	A	113	SER	Peptide
1	A	127	PRO	Peptide
1	A	129	THR	Peptide
1	A	130	ALA	Peptide
1	A	146	PHE	Peptide
1	A	147	HIS	Mainchain
1	A	167	ASP	Peptide
1	A	177	THR	Peptide
1	A	178	ALA	Peptide

*Continued on next page...*



*Continued from previous page...*

<b>Mol</b>	<b>Chain</b>	<b>Res</b>	<b>Type</b>	<b>Group</b>
1	A	199	LEU	Peptide
1	A	208	LYS	Peptide
1	A	210	LEU	Mainchain
1	A	223	ALA	Peptide
1	A	23	GLY	Peptide
1	A	230	ALA	Peptide
1	A	243	ASN	Peptide
1	A	248	ALA	Peptide
1	A	25	LEU	Peptide
1	A	264	SER	Peptide
1	A	272	SER	Peptide
1	A	273	ALA	Peptide
1	A	276	ARG	Peptide
1	A	289	ALA	Mainchain
1	A	314	SER	Peptide
1	A	315	SER	Peptide
1	A	316	THR	Peptide
1	A	317	ILE	Peptide
1	A	332	LYS	Mainchain
1	A	34	LEU	Peptide
1	A	347	SER	Peptide
1	A	365	GLN	Peptide
1	A	366	PHE	Peptide
1	A	376	VAL	Peptide
1	A	379	ALA	Peptide
1	A	380	ASN	Peptide
1	A	390	GLU	Peptide
1	A	391	PRO	Peptide
1	A	396	ARG	Sidechain
1	A	397	MET	Mainchain
1	A	405	GLY	Mainchain
1	A	409	ALA	Peptide
1	A	422	GLU	Peptide
1	A	426	GLN	Peptide
1	A	433	ASN	Peptide
1	A	438	THR	Peptide
1	A	440	GLY	Peptide
1	A	459	ILE	Peptide
1	A	464	THR	Peptide
1	A	466	ILE	Mainchain
1	A	497	HIS	Peptide
1	A	513	GLN	Peptide

*Continued on next page...*



*Continued from previous page...*

<b>Mol</b>	<b>Chain</b>	<b>Res</b>	<b>Type</b>	<b>Group</b>
1	A	519	VAL	Peptide
1	A	52	LEU	Peptide
1	A	544	GLU	Peptide
1	A	557	PRO	Peptide
1	A	561	LEU	Mainchain
1	A	565	VAL	Peptide
1	A	585	THR	Peptide
1	A	60	ASN	Peptide
1	A	627	THR	Peptide
1	A	712	SER	Peptide
1	A	714	LEU	Mainchain
1	A	737	LEU	Peptide
1	A	738	LEU	Peptide
1	A	753	SER	Peptide
1	A	758	MET	Peptide
1	B	114	SER	Mainchain
1	B	115	ASN	Peptide
1	B	116	ARG	Peptide
1	B	163	PHE	Peptide
1	B	165	LEU	Peptide
1	B	171	VAL	Peptide
1	B	172	TYR	Peptide
1	B	23	GLY	Mainchain
1	B	240	SER	Peptide
1	B	266	PRO	Peptide
1	B	267	LYS	Mainchain
1	B	309	SER	Peptide
1	B	314	SER	Peptide
1	B	316	THR	Peptide
1	B	333	LEU	Peptide
1	B	340	THR	Peptide
1	B	37	PRO	Peptide
1	B	373	PHE	Sidechain
1	B	393	ILE	Peptide
1	B	4	LEU	Peptide
1	B	40	PHE	Peptide
1	B	402	ALA	Peptide
1	B	42	ARG	Peptide
1	B	420	VAL	Peptide
1	B	43	THR	Peptide
1	B	435	ALA	Mainchain
1	B	438	THR	Peptide

*Continued on next page...*

*Continued from previous page...*

Mol	Chain	Res	Type	Group
1	B	470	SER	Peptide
1	B	492	HIS	Peptide
1	B	506	HIS	Peptide
1	B	510	ALA	Peptide
1	B	523	ARG	Peptide
1	B	53	LEU	Peptide
1	B	552	ASN	Peptide
1	B	580	TRP	Peptide
1	B	586	GLU	Peptide
1	B	607	LYS	Mainchain
1	B	608	GLU	Peptide
1	B	683	THR	Peptide
1	B	710	ASP	Peptide
1	B	712	SER	Peptide
1	B	734	MET	Peptide
1	B	8	ASP	Peptide
1	B	94	GLN	Mainchain,Peptide

## 5.2 Too-close contacts [i](#)

In the following table, the Non-H and H(model) columns list the number of non-hydrogen atoms and hydrogen atoms in the chain respectively. The H(added) column lists the number of hydrogen atoms added and optimized by MolProbity. The Clashes column lists the number of clashes within the asymmetric unit, whereas Symm-Clashes lists symmetry-related clashes.

Mol	Chain	Non-H	H(model)	H(added)	Clashes	Symm-Clashes
1	A	5920	0	5870	3751	0
1	B	5920	0	5883	4050	0
All	All	11840	0	11753	7764	0

The all-atom clashscore is defined as the number of clashes found per 1000 atoms (including hydrogen atoms). The all-atom clashscore for this structure is 329.

All (7764) close contacts within the same asymmetric unit are listed below, sorted by their clash magnitude.

Atom-1	Atom-2	Interatomic distance (Å)	Clash overlap (Å)
1:A:61:ILE:HG22	1:A:156:HIS:CD2	1.18	1.68
1:A:732:LEU:CD1	1:A:738:LEU:HD22	1.23	1.67
1:B:373:PHE:CD2	1:B:583:ALA:HB1	1.31	1.66
1:B:670:ASN:HD21	1:B:749:VAL:CG1	1.07	1.65

*Continued on next page...*

*Continued from previous page...*

Atom-1	Atom-2	Interatomic distance (Å)	Clash overlap (Å)
1:A:2:PHE:CG	1:A:459:ILE:HG21	1.28	1.65
1:B:156:HIS:CD2	1:B:158:LEU:H	1.14	1.65
1:B:308:PHE:CZ	1:B:318:ILE:HB	1.29	1.61
1:B:260:LEU:HD12	1:B:261:TRP:CD1	1.29	1.61
1:B:53:LEU:HD21	1:B:571:HIS:CE1	1.13	1.60
1:A:636:TRP:CH2	1:A:640:PHE:CE2	1.77	1.59
1:A:250:VAL:CG1	1:A:253:VAL:HG11	1.25	1.59
1:B:681:ILE:HG22	1:B:731:VAL:CG1	1.31	1.59
1:B:407:THR:HG23	1:B:408:PHE:CD2	1.26	1.58
1:B:93:HIS:HB3	1:B:237:PHE:CE1	1.38	1.58
1:B:404:ILE:HG21	1:B:737:LEU:CD2	1.30	1.55
1:A:587:PHE:CE2	1:A:621:VAL:HB	1.09	1.55
1:A:587:PHE:CZ	1:A:621:VAL:CG1	1.89	1.54
1:B:633:ILE:HG21	1:B:738:LEU:CD2	1.33	1.54
1:A:61:ILE:CG2	1:A:156:HIS:CD2	1.89	1.53
1:B:506:HIS:HB2	1:B:517:TYR:CZ	1.38	1.53
1:A:250:VAL:HG12	1:A:253:VAL:CG1	1.36	1.53
1:A:715:HIS:HE2	1:B:378:LEU:CD2	1.19	1.53
1:B:526:LEU:CA	1:B:527:ARG:NH1	1.70	1.52
1:A:2:PHE:CD1	1:A:459:ILE:HG21	1.44	1.51
1:B:377:LYS:CB	1:B:385:ARG:NH1	1.70	1.51
1:A:127:PRO:HG2	1:A:130:ALA:CA	1.36	1.50
1:A:128:PRO:HA	1:A:166:PRO:CG	1.35	1.50
1:A:408:PHE:CD2	1:A:636:TRP:NE1	1.76	1.50
1:B:408:PHE:CE1	1:B:636:TRP:HD1	1.26	1.49
1:B:497:HIS:CG	1:B:549:ILE:CD1	1.94	1.49
1:B:497:HIS:CB	1:B:549:ILE:HD11	1.06	1.49
1:B:94:GLN:N	1:B:237:PHE:CZ	1.77	1.48
1:B:497:HIS:CB	1:B:549:ILE:CD1	1.85	1.48
1:A:587:PHE:CE2	1:A:621:VAL:CB	1.94	1.48
1:A:128:PRO:N	1:A:166:PRO:HB2	1.25	1.47
1:B:377:LYS:HB3	1:B:385:ARG:CZ	1.44	1.47
1:B:526:LEU:CD2	1:B:527:ARG:H	1.26	1.47
1:B:577:ILE:HD12	1:B:578:TRP:N	1.24	1.47
1:A:42:ARG:CA	1:A:289:ALA:CB	1.91	1.47
1:A:101:GLU:C	1:A:104:ARG:HD2	1.12	1.47
1:B:226:SER:HA	1:B:229:LEU:CB	1.40	1.46
1:A:346:THR:HG22	1:A:359:VAL:C	1.12	1.46
1:A:630:HIS:HB2	1:A:737:LEU:CG	1.40	1.46
1:B:94:GLN:HA	1:B:237:PHE:CE2	1.50	1.46
1:B:354:GLN:CB	1:B:528:ILE:HG21	1.41	1.46

*Continued on next page...*

*Continued from previous page...*

Atom-1	Atom-2	Interatomic distance (Å)	Clash overlap (Å)
1:B:228:HIS:HD2	1:B:231:ASN:ND2	1.10	1.46
1:B:506:HIS:HB2	1:B:517:TYR:CE1	1.51	1.46
1:B:681:ILE:CG2	1:B:731:VAL:HG11	1.00	1.45
1:A:587:PHE:HZ	1:A:621:VAL:CG1	1.17	1.45
1:A:653:THR:C	1:A:655:ARG:HG3	1.30	1.45
1:B:497:HIS:CG	1:B:549:ILE:HD11	1.48	1.45
1:B:642:GLU:CA	1:B:645:ARG:NH1	1.78	1.45
1:B:156:HIS:CE1	1:B:157:VAL:CG2	1.98	1.44
1:B:497:HIS:CD2	1:B:549:ILE:HD12	1.51	1.44
1:A:101:GLU:CA	1:A:104:ARG:HD2	1.47	1.44
1:B:321:PHE:HD1	1:B:325:MET:SD	1.41	1.44
1:B:182:ASN:HB2	1:B:484:PHE:CE1	1.50	1.43
1:A:404:ILE:CD1	1:A:681:ILE:HG23	1.45	1.43
1:B:404:ILE:HD13	1:B:737:LEU:CD2	1.46	1.43
1:A:101:GLU:O	1:A:104:ARG:CD	1.65	1.42
1:A:127:PRO:HA	1:A:166:PRO:CB	1.49	1.42
1:B:156:HIS:CE1	1:B:157:VAL:HG23	1.49	1.42
1:A:408:PHE:CZ	1:A:636:TRP:CZ2	2.06	1.42
1:A:715:HIS:NE2	1:B:378:LEU:HD21	1.17	1.41
1:B:633:ILE:CG2	1:B:738:LEU:HD21	1.50	1.41
1:B:647:LEU:CD2	1:B:663:ILE:HB	1.48	1.41
1:A:732:LEU:HD12	1:A:738:LEU:CD2	1.47	1.41
1:A:715:HIS:CE1	1:B:378:LEU:HD22	1.54	1.41
1:A:106:LEU:HD21	1:A:135:LEU:CD2	1.48	1.41
1:B:506:HIS:CB	1:B:517:TYR:CE1	2.02	1.40
1:B:642:GLU:HA	1:B:645:ARG:NH1	1.12	1.40
1:A:127:PRO:CA	1:A:166:PRO:HB3	1.50	1.40
1:A:159:SER:HB2	1:A:164:ILE:CB	1.30	1.40
1:A:195:LEU:CD2	1:A:199:LEU:HG	1.52	1.40
1:B:670:ASN:ND2	1:B:749:VAL:CG1	1.75	1.40
1:B:607:LYS:C	1:B:609:PHE:HB2	1.43	1.40
1:A:636:TRP:CZ3	1:A:640:PHE:CD2	2.10	1.40
1:A:636:TRP:CZ2	1:A:640:PHE:CE2	2.11	1.39
1:B:408:PHE:CD1	1:B:636:TRP:HD1	1.36	1.39
1:B:580:TRP:HZ2	1:B:581:HIS:CE1	1.38	1.39
1:B:260:LEU:CD1	1:B:261:TRP:CD1	2.04	1.39
1:B:408:PHE:CD1	1:B:636:TRP:CD1	2.08	1.39
1:B:467:VAL:CG2	1:B:479:LEU:HD11	1.51	1.39
1:B:568:LEU:CD1	1:B:572:THR:OG1	1.69	1.39
1:B:376:VAL:CG2	1:B:386:PHE:O	1.71	1.38
1:B:614:LEU:HD13	1:B:615:GLY:N	1.36	1.38

*Continued on next page...*

*Continued from previous page...*

Atom-1	Atom-2	Interatomic distance (Å)	Clash overlap (Å)
1:B:681:ILE:CG2	1:B:731:VAL:CG1	1.91	1.38
1:A:136:ARG:HB2	1:A:147:HIS:NE2	1.31	1.38
1:A:344:GLY:O	1:A:360:VAL:CB	1.71	1.38
1:A:566:LEU:CD1	1:A:568:LEU:HG	1.52	1.38
1:A:346:THR:CG2	1:A:359:VAL:C	1.92	1.37
1:B:642:GLU:CB	1:B:645:ARG:HH12	1.34	1.37
1:A:408:PHE:CZ	1:A:636:TRP:HZ2	1.42	1.37
1:B:407:THR:CG2	1:B:408:PHE:CD2	2.07	1.37
1:B:404:ILE:CG2	1:B:737:LEU:CD2	2.02	1.36
1:B:53:LEU:CD2	1:B:571:HIS:CE1	2.09	1.36
1:B:156:HIS:NE2	1:B:157:VAL:HG23	1.33	1.36
1:B:308:PHE:CZ	1:B:318:ILE:CB	2.09	1.36
1:B:371:THR:O	1:B:623:ILE:HG12	1.24	1.36
1:A:346:THR:OG1	1:A:358:VAL:HA	1.25	1.36
1:A:42:ARG:N	1:A:289:ALA:HB2	1.06	1.35
1:A:292:ILE:CG2	1:A:295:GLN:HB3	1.55	1.35
1:A:40:PHE:CD2	1:A:291:PHE:HB2	1.60	1.35
1:A:272:SER:H	1:A:276:ARG:CD	1.40	1.35
1:A:408:PHE:CE2	1:A:636:TRP:CE2	2.14	1.35
1:B:373:PHE:CD2	1:B:583:ALA:CB	2.08	1.34
1:A:10:ASN:O	1:A:14:ARG:HB2	1.27	1.34
1:B:228:HIS:CD2	1:B:231:ASN:HD21	1.45	1.34
1:B:670:ASN:ND2	1:B:749:VAL:HG11	1.34	1.34
1:A:42:ARG:O	1:A:289:ALA:CB	1.75	1.34
1:A:187:VAL:HG13	1:A:246:ALA:C	1.47	1.33
1:A:128:PRO:CD	1:A:166:PRO:HB2	1.56	1.33
1:B:354:GLN:HB2	1:B:528:ILE:CG2	1.59	1.33
1:A:234:THR:O	1:A:237:PHE:HB3	1.18	1.33
1:B:228:HIS:CD2	1:B:231:ASN:ND2	1.95	1.33
1:A:637:TYR:OH	1:A:745:ALA:CB	1.75	1.33
1:A:523:ARG:HD3	1:A:524:THR:N	1.41	1.32
1:A:133:GLU:OE1	1:A:136:ARG:HB3	1.18	1.32
1:A:2:PHE:HZ	1:A:486:TYR:CE2	1.46	1.32
1:A:42:ARG:N	1:A:289:ALA:CB	1.85	1.32
1:A:187:VAL:HG13	1:A:246:ALA:O	1.23	1.32
1:B:506:HIS:N	1:B:517:TYR:OH	1.62	1.32
1:B:702:MET:SD	1:B:714:LEU:HD12	1.66	1.32
1:B:183:PHE:CA	1:B:186:LEU:HD13	1.60	1.32
1:B:580:TRP:CZ2	1:B:581:HIS:CG	2.18	1.32
1:A:133:GLU:OE1	1:A:136:ARG:CB	1.78	1.32
1:A:344:GLY:C	1:A:360:VAL:HB	1.48	1.31

*Continued on next page...*

*Continued from previous page...*

Atom-1	Atom-2	Interatomic distance (Å)	Clash overlap (Å)
1:A:653:THR:O	1:A:655:ARG:CG	1.77	1.31
1:B:449:TYR:CG	1:B:634:GLN:OE1	1.82	1.31
1:A:61:ILE:HG22	1:A:156:HIS:NE2	1.39	1.31
1:B:408:PHE:CE1	1:B:636:TRP:CD1	2.18	1.31
1:B:94:GLN:CA	1:B:237:PHE:CZ	2.14	1.31
1:B:623:ILE:HD12	1:B:625:LYS:CB	1.59	1.31
1:A:732:LEU:O	1:A:738:LEU:CD1	1.77	1.31
1:B:586:GLU:O	1:B:622:ARG:NE	1.63	1.31
1:B:497:HIS:CD2	1:B:549:ILE:CD1	2.10	1.30
1:A:42:ARG:C	1:A:289:ALA:CB	1.98	1.30
1:A:116:ARG:O	1:A:220:LEU:HD12	1.29	1.30
1:A:408:PHE:CG	1:A:636:TRP:NE1	1.90	1.30
1:A:86:VAL:HB	1:A:191:ARG:CD	1.60	1.30
1:A:346:THR:HG21	1:A:358:VAL:C	1.52	1.30
1:B:702:MET:CG	1:B:714:LEU:HD12	1.61	1.30
1:A:36:LEU:H	1:A:263:PRO:CB	1.42	1.29
1:A:653:THR:C	1:A:655:ARG:CG	1.99	1.29
1:A:408:PHE:CE2	1:A:636:TRP:NE1	2.01	1.29
1:A:20:PHE:O	1:A:299:LYS:NZ	1.64	1.29
1:B:620:ARG:O	1:B:621:VAL:HG13	1.26	1.29
1:A:170:TYR:CD2	1:A:576:HIS:CE1	2.20	1.29
1:A:715:HIS:NE2	1:B:378:LEU:CD2	1.77	1.29
1:A:176:ARG:HH12	1:A:446:GLU:C	1.28	1.28
1:A:517:TYR:CD2	1:A:520:TRP:CZ2	2.18	1.28
1:B:93:HIS:CB	1:B:237:PHE:CE1	2.14	1.28
1:B:361:TYR:CD1	1:B:441:PHE:CE2	2.20	1.28
1:B:643:ASP:OD2	1:B:666:ARG:CG	1.81	1.28
1:B:156:HIS:CD2	1:B:158:LEU:N	1.98	1.28
1:B:339:THR:HG21	1:B:492:HIS:O	1.30	1.28
1:B:580:TRP:CZ2	1:B:581:HIS:CD2	2.19	1.28
1:A:173:ARG:NH1	1:A:174:VAL:O	1.66	1.28
1:A:587:PHE:HE2	1:A:621:VAL:CB	1.35	1.28
1:A:101:GLU:CA	1:A:104:ARG:CD	2.10	1.28
1:A:116:ARG:C	1:A:220:LEU:HD12	1.52	1.28
1:A:468:ASP:O	1:A:469:GLU:HG2	1.20	1.28
1:A:517:TYR:HE2	1:A:520:TRP:CZ3	1.50	1.28
1:A:653:THR:O	1:A:655:ARG:HG3	1.22	1.28
1:B:580:TRP:CZ2	1:B:581:HIS:CE1	2.20	1.28
1:A:129:THR:O	1:A:132:LEU:N	1.64	1.27
1:A:517:TYR:HE2	1:A:520:TRP:CE3	1.51	1.27
1:A:566:LEU:HD11	1:A:568:LEU:CG	1.63	1.27

*Continued on next page...*

*Continued from previous page...*

Atom-1	Atom-2	Interatomic distance (Å)	Clash overlap (Å)
1:B:526:LEU:HD22	1:B:527:ARG:N	1.42	1.27
1:B:568:LEU:HD12	1:B:572:THR:OG1	1.20	1.27
1:B:607:LYS:HB2	1:B:608:GLU:C	1.54	1.27
1:A:517:TYR:CE2	1:A:520:TRP:CZ3	2.22	1.27
1:B:506:HIS:HB2	1:B:517:TYR:OH	1.28	1.27
1:A:99:ASN:OD1	1:A:101:GLU:OE2	1.52	1.26
1:A:116:ARG:HG2	1:A:222:PRO:O	1.13	1.26
1:B:681:ILE:O	1:B:731:VAL:HG21	1.27	1.26
1:A:630:HIS:CB	1:A:737:LEU:HG	1.66	1.26
1:A:42:ARG:H	1:A:289:ALA:CB	1.43	1.26
1:B:321:PHE:CD1	1:B:325:MET:SD	2.29	1.26
1:B:404:ILE:CD1	1:B:737:LEU:HD21	1.66	1.26
1:B:407:THR:CG2	1:B:408:PHE:CE2	2.18	1.26
1:A:42:ARG:HG3	1:A:336:ILE:CD1	1.62	1.26
1:A:636:TRP:CZ3	1:A:640:PHE:CE2	2.24	1.26
1:A:517:TYR:CE2	1:A:520:TRP:CH2	2.21	1.26
1:B:308:PHE:CE2	1:B:318:ILE:HB	1.70	1.26
1:B:424:VAL:O	1:B:430:VAL:HA	1.22	1.26
1:B:309:SER:OG	1:B:315:SER:CA	1.84	1.25
1:B:407:THR:HG21	1:B:408:PHE:CE2	1.69	1.25
1:B:506:HIS:CB	1:B:517:TYR:HE1	1.42	1.25
1:B:593:TYR:HD2	1:B:726:TRP:CG	1.53	1.25
1:B:308:PHE:CE2	1:B:318:ILE:CG1	2.18	1.25
1:B:371:THR:O	1:B:623:ILE:CG1	1.83	1.25
1:B:580:TRP:CH2	1:B:581:HIS:CD2	2.23	1.25
1:A:101:GLU:O	1:A:104:ARG:HD2	1.10	1.25
1:B:401:LEU:O	1:B:404:ILE:N	1.65	1.25
1:B:590:GLU:CA	1:B:608:GLU:HB3	1.65	1.25
1:A:347:SER:CB	1:A:348:ALA:HB2	1.65	1.25
1:A:744:GLU:OE1	1:A:747:THR:HG21	1.21	1.24
1:B:623:ILE:CD1	1:B:625:LYS:HB3	1.68	1.24
1:A:598:ARG:O	1:A:599:ASN:ND2	1.68	1.24
1:B:308:PHE:HE2	1:B:318:ILE:CG1	1.49	1.24
1:B:514:GLY:O	1:B:516:LEU:HD13	1.09	1.24
1:A:461:ALA:HA	1:A:464:THR:CG2	1.68	1.24
1:A:468:ASP:O	1:A:469:GLU:CG	1.84	1.24
1:A:566:LEU:CD1	1:A:568:LEU:H	1.50	1.24
1:A:715:HIS:CD2	1:B:376:VAL:HG11	1.70	1.24
1:B:182:ASN:O	1:B:185:ALA:HB3	1.26	1.24
1:A:178:ALA:HB1	1:A:485:ASN:OD1	1.23	1.24
1:A:408:PHE:CE2	1:A:636:TRP:CZ2	2.24	1.24

*Continued on next page...*

*Continued from previous page...*

Atom-1	Atom-2	Interatomic distance (Å)	Clash overlap (Å)
1:B:416:ASN:ND2	1:B:673:THR:HG21	1.48	1.24
1:B:127:PRO:C	1:B:128:PRO:N	1.91	1.24
1:B:148:HIS:O	1:B:151:THR:OG1	1.55	1.24
1:A:630:HIS:HB2	1:A:737:LEU:CD2	1.66	1.23
1:B:94:GLN:CA	1:B:237:PHE:CE2	2.19	1.23
1:B:309:SER:OG	1:B:315:SER:N	1.71	1.23
1:A:2:PHE:CG	1:A:459:ILE:CG2	2.22	1.23
1:B:37:PRO:HG2	1:B:261:TRP:CZ3	1.73	1.23
1:B:404:ILE:CG2	1:B:737:LEU:HD23	1.64	1.23
1:B:590:GLU:HA	1:B:608:GLU:CB	1.53	1.23
1:A:87:ASN:OD1	1:A:191:ARG:NH1	1.70	1.23
1:A:105:LYS:NZ	1:A:137:THR:OG1	1.69	1.23
1:A:259:ARG:NH2	1:A:513:GLN:O	1.68	1.23
1:A:653:THR:CA	1:A:655:ARG:HG3	1.68	1.23
1:B:322:ILE:N	1:B:325:MET:SD	2.11	1.23
1:A:177:THR:HA	1:A:447:ARG:NH2	1.54	1.22
1:A:116:ARG:O	1:A:220:LEU:CD1	1.87	1.22
1:A:229:LEU:O	1:A:233:ALA:HB2	1.34	1.22
1:A:250:VAL:CA	1:A:253:VAL:HG12	1.70	1.22
1:A:461:ALA:CA	1:A:464:THR:HG22	1.68	1.22
1:A:718:ILE:O	1:A:721:HIS:N	1.73	1.22
1:A:82:VAL:HA	1:A:85:LEU:CG	1.66	1.22
1:A:195:LEU:O	1:A:199:LEU:HB2	1.39	1.22
1:B:408:PHE:CD1	1:B:413:PHE:CE2	2.27	1.22
1:B:539:SER:O	1:B:541:ARG:HG2	1.06	1.22
1:B:681:ILE:C	1:B:731:VAL:HG21	1.58	1.22
1:B:720:ARG:O	1:B:724:ARG:HB2	1.38	1.22
1:A:346:THR:HG22	1:A:359:VAL:O	1.35	1.22
1:A:63:PRO:O	1:A:200:THR:OG1	1.53	1.21
1:A:159:SER:HB2	1:A:164:ILE:CA	1.68	1.21
1:B:93:HIS:C	1:B:237:PHE:CE1	2.12	1.21
1:A:159:SER:CA	1:A:163:PHE:O	1.87	1.21
1:A:342:TYR:HA	1:A:559:GLU:CG	1.69	1.21
1:A:520:TRP:CD2	1:A:545:PRO:HG3	1.75	1.21
1:B:156:HIS:CG	1:B:157:VAL:H	1.48	1.21
1:B:182:ASN:HB2	1:B:484:PHE:CZ	1.74	1.21
1:B:449:TYR:CD1	1:B:634:GLN:OE1	1.94	1.21
1:A:350:ASP:OD1	1:A:351:HIS:HB2	1.40	1.21
1:B:180:TYR:CE2	1:B:492:HIS:CE1	2.29	1.21
1:B:228:HIS:O	1:B:231:ASN:N	1.73	1.21
1:A:36:LEU:N	1:A:263:PRO:HB3	1.55	1.20

*Continued on next page...*



*Continued from previous page...*

Atom-1	Atom-2	Interatomic distance (Å)	Clash overlap (Å)
1:A:346:THR:OG1	1:A:358:VAL:CA	1.88	1.20
1:A:587:PHE:CZ	1:A:621:VAL:HB	1.77	1.20
1:A:630:HIS:CA	1:A:737:LEU:HG	1.69	1.20
1:B:386:PHE:CZ	1:B:576:HIS:N	1.77	1.20
1:A:61:ILE:CG2	1:A:156:HIS:HD2	1.29	1.20
1:A:527:ARG:HH22	1:A:528:ILE:CD1	1.53	1.20
1:A:548:ALA:O	1:A:552:ASN:N	1.74	1.20
1:B:126:VAL:H	1:B:127:PRO:HD2	1.03	1.20
1:B:361:TYR:CD1	1:B:441:PHE:HE2	1.58	1.20
1:A:128:PRO:N	1:A:166:PRO:CB	2.02	1.20
1:A:159:SER:HA	1:A:163:PHE:O	1.04	1.20
1:A:732:LEU:O	1:A:738:LEU:HD11	1.06	1.20
1:A:732:LEU:CG	1:A:738:LEU:HD22	1.70	1.20
1:A:347:SER:HB3	1:A:348:ALA:CB	1.70	1.20
1:A:744:GLU:HA	1:A:747:THR:HG22	1.23	1.20
1:B:593:TYR:HD2	1:B:726:TRP:CD1	1.58	1.20
1:A:42:ARG:C	1:A:289:ALA:HB1	1.58	1.19
1:A:718:ILE:HA	1:A:721:HIS:HB2	1.24	1.19
1:A:2:PHE:C	1:A:3:ASN:HD22	1.43	1.19
1:A:177:THR:CB	1:A:447:ARG:HH22	1.53	1.19
1:A:715:HIS:CE1	1:B:378:LEU:CD2	2.20	1.19
1:B:245:ASP:CG	1:B:248:ALA:H	1.42	1.19
1:B:401:LEU:HA	1:B:404:ILE:CG1	1.72	1.19
1:B:681:ILE:O	1:B:684:THR:OG1	1.55	1.19
1:B:694:ALA:O	1:B:698:ILE:HG12	1.37	1.19
1:A:476:SER:O	1:A:479:LEU:N	1.76	1.19
1:A:732:LEU:CD1	1:A:738:LEU:CD2	2.08	1.19
1:A:127:PRO:HG2	1:A:130:ALA:CB	1.72	1.19
1:A:717:GLY:O	1:A:720:ARG:N	1.74	1.19
1:B:720:ARG:O	1:B:724:ARG:NH1	1.72	1.19
1:A:209:MET:SD	1:A:210:LEU:N	2.14	1.19
1:A:636:TRP:CE2	1:A:640:PHE:CZ	2.30	1.19
1:B:94:GLN:N	1:B:237:PHE:CE1	2.11	1.19
1:B:501:VAL:CG1	1:B:518:LEU:HB3	1.72	1.19
1:A:159:SER:CB	1:A:164:ILE:HB	1.68	1.18
1:A:540:ILE:CG2	1:A:541:ARG:HH21	1.54	1.18
1:B:163:PHE:HB3	1:B:164:ILE:HG22	1.18	1.18
1:A:517:TYR:CE2	1:A:520:TRP:CD2	2.31	1.18
1:B:471:LEU:CD1	1:B:479:LEU:HD22	1.71	1.18
1:B:501:VAL:HG11	1:B:518:LEU:HB3	1.24	1.18
1:A:81:SER:O	1:A:85:LEU:HD23	1.41	1.18

*Continued on next page...*

*Continued from previous page...*

Atom-1	Atom-2	Interatomic distance (Å)	Clash overlap (Å)
1:B:396:ARG:HD2	1:B:612:LEU:CD2	1.73	1.18
1:B:539:SER:O	1:B:541:ARG:CG	1.90	1.18
1:A:517:TYR:HE2	1:A:520:TRP:CD2	1.62	1.18
1:A:654:SER:HA	1:A:655:ARG:HB2	1.21	1.18
1:B:424:VAL:CG2	1:B:430:VAL:HG13	1.73	1.18
1:A:420:VAL:HG11	1:A:643:ASP:CG	1.62	1.18
1:B:54:TRP:N	1:B:172:TYR:O	1.77	1.18
1:B:156:HIS:CD2	1:B:157:VAL:H	1.61	1.18
1:B:173:ARG:HD2	1:B:174:VAL:N	1.57	1.18
1:B:245:ASP:HB3	1:B:248:ALA:CB	1.74	1.18
1:A:2:PHE:CD1	1:A:459:ILE:CG2	2.26	1.17
1:A:743:ALA:O	1:A:747:THR:N	1.76	1.17
1:B:226:SER:CA	1:B:229:LEU:HB2	1.74	1.17
1:B:308:PHE:CE2	1:B:318:ILE:CB	2.26	1.17
1:A:159:SER:CB	1:A:164:ILE:CB	2.12	1.17
1:A:630:HIS:CB	1:A:737:LEU:CG	2.19	1.17
1:A:73:TYR:CZ	1:A:143:HIS:HB3	1.79	1.17
1:A:272:SER:O	1:A:276:ARG:NE	1.75	1.17
1:A:590:GLU:CD	1:A:608:GLU:OE1	1.83	1.17
1:B:35:GLN:HB3	1:B:502:VAL:HB	1.22	1.17
1:A:128:PRO:CA	1:A:166:PRO:CG	2.21	1.17
1:B:376:VAL:O	1:B:378:LEU:HG	1.45	1.17
1:A:161:LEU:O	1:A:163:PHE:N	1.77	1.17
1:A:234:THR:HA	1:A:237:PHE:HB2	1.23	1.17
1:A:268:GLU:OE2	1:A:269:LEU:HG	1.45	1.17
1:A:636:TRP:CH2	1:A:640:PHE:CD2	2.28	1.17
1:B:372:ALA:CB	1:B:389:VAL:HG23	1.73	1.16
1:A:128:PRO:CA	1:A:166:PRO:HG2	1.73	1.16
1:A:180:TYR:CD1	1:A:331:PHE:HB3	1.80	1.16
1:A:187:VAL:CG1	1:A:246:ALA:C	2.12	1.16
1:B:93:HIS:CG	1:B:237:PHE:HD1	1.62	1.16
1:B:309:SER:OG	1:B:310:ASP:O	1.60	1.16
1:B:577:ILE:CD1	1:B:578:TRP:H	1.58	1.16
1:A:133:GLU:OE1	1:A:136:ARG:CG	1.92	1.16
1:A:590:GLU:OE2	1:A:608:GLU:OE1	1.64	1.16
1:B:321:PHE:CE1	1:B:325:MET:HG2	1.80	1.16
1:B:401:LEU:HD22	1:B:404:ILE:CD1	1.76	1.16
1:A:9:LEU:HD23	1:A:10:ASN:N	1.58	1.16
1:A:82:VAL:HA	1:A:85:LEU:CD2	1.76	1.16
1:A:517:TYR:HD2	1:A:520:TRP:CZ2	1.60	1.16
1:A:359:VAL:HA	1:A:438:THR:HA	1.16	1.16

*Continued on next page...*

*Continued from previous page...*

Atom-1	Atom-2	Interatomic distance (Å)	Clash overlap (Å)
1:A:535:ILE:HD11	1:A:540:ILE:HA	1.16	1.16
1:A:101:GLU:O	1:A:104:ARG:CG	1.94	1.15
1:A:461:ALA:O	1:A:464:THR:N	1.78	1.15
1:B:372:ALA:HB3	1:B:389:VAL:CG2	1.76	1.15
1:A:272:SER:H	1:A:276:ARG:NE	1.42	1.15
1:A:292:ILE:CG2	1:A:295:GLN:CB	2.23	1.15
1:A:342:TYR:CA	1:A:559:GLU:HG2	1.75	1.15
1:B:9:LEU:HB3	1:B:16:LEU:HD23	1.25	1.15
1:B:289:ALA:HA	1:B:292:ILE:HD13	1.25	1.15
1:A:107:THR:O	1:A:112:GLY:HA3	1.44	1.15
1:A:126:VAL:HG21	1:A:165:LEU:HB2	1.20	1.15
1:B:183:PHE:HA	1:B:186:LEU:CD1	1.76	1.15
1:B:415:LYS:HE3	1:B:416:ASN:HA	1.18	1.15
1:B:606:VAL:HB	1:B:697:ARG:HH21	1.09	1.15
1:A:170:TYR:CE2	1:A:576:HIS:CE1	2.35	1.15
1:A:250:VAL:CB	1:A:253:VAL:CG1	2.25	1.15
1:A:523:ARG:HD3	1:A:524:THR:CA	1.77	1.15
1:A:6:VAL:HA	1:A:9:LEU:HD13	1.25	1.15
1:A:690:ALA:O	1:A:693:LEU:HB2	1.47	1.15
1:A:713:ASP:O	1:A:714:LEU:HB3	1.47	1.15
1:B:670:ASN:ND2	1:B:749:VAL:HG12	1.58	1.15
1:A:119:LYS:HA	1:A:219:ALA:HA	1.26	1.14
1:B:48:MET:HA	1:B:179:THR:HG22	1.28	1.14
1:B:497:HIS:HB3	1:B:549:ILE:CD1	1.74	1.14
1:B:725:ILE:HD13	1:B:728:GLY:HA3	1.27	1.14
1:A:36:LEU:HB2	1:A:263:PRO:N	1.62	1.14
1:A:126:VAL:CG2	1:A:165:LEU:HB2	1.50	1.14
1:A:268:GLU:OE2	1:A:269:LEU:CG	1.96	1.14
1:B:4:LEU:HA	1:B:5:LYS:HG2	1.25	1.14
1:B:22:ILE:O	1:B:515:SER:OG	1.62	1.14
1:B:377:LYS:CB	1:B:385:ARG:CZ	2.12	1.14
1:B:614:LEU:CD1	1:B:615:GLY:N	2.10	1.14
1:B:654:SER:CB	1:B:659:GLU:HG2	1.77	1.14
1:B:707:LEU:HD13	1:B:708:ILE:H	1.08	1.14
1:A:42:ARG:O	1:A:289:ALA:HB3	1.40	1.14
1:A:566:LEU:HD12	1:A:568:LEU:H	1.07	1.14
1:B:46:ALA:HB3	1:B:179:THR:HA	1.30	1.14
1:A:193:SER:HA	1:A:196:ARG:HB2	1.21	1.13
1:A:517:TYR:CE2	1:A:520:TRP:CZ2	2.35	1.13
1:B:404:ILE:CD1	1:B:737:LEU:CD2	2.23	1.13
1:B:506:HIS:CB	1:B:517:TYR:OH	1.96	1.13

*Continued on next page...*

*Continued from previous page...*

Atom-1	Atom-2	Interatomic distance (Å)	Clash overlap (Å)
1:A:180:TYR:OH	1:A:189:CYS:SG	2.03	1.13
1:A:234:THR:O	1:A:237:PHE:CB	1.97	1.13
1:A:292:ILE:HG22	1:A:295:GLN:HB3	1.19	1.13
1:A:502:VAL:HA	1:A:503:VAL:HG12	1.26	1.13
1:A:654:SER:CA	1:A:655:ARG:HB2	1.77	1.13
1:A:718:ILE:O	1:A:722:ARG:N	1.80	1.13
1:B:126:VAL:CG1	1:B:127:PRO:HD3	1.77	1.13
1:B:214:PHE:HA	1:B:220:LEU:HD22	1.24	1.13
1:B:249:VAL:HG23	1:B:318:ILE:HG22	1.23	1.13
1:A:276:ARG:HA	1:A:278:THR:HG23	1.23	1.13
1:B:16:LEU:HG	1:B:546:LEU:HD11	1.16	1.13
1:B:354:GLN:CB	1:B:528:ILE:CG2	2.20	1.13
1:B:593:TYR:CD2	1:B:726:TRP:CD1	2.35	1.13
1:A:2:PHE:CZ	1:A:486:TYR:CE2	2.37	1.13
1:B:53:LEU:HA	1:B:173:ARG:HA	1.21	1.13
1:B:339:THR:CG2	1:B:492:HIS:O	1.97	1.13
1:A:18:GLN:HA	1:A:21:ALA:HB2	1.28	1.13
1:A:170:TYR:CZ	1:A:576:HIS:NE2	2.17	1.13
1:A:373:PHE:CE2	1:A:387:LEU:HD22	1.84	1.12
1:A:524:THR:CG2	1:A:539:SER:HA	1.79	1.12
1:A:527:ARG:NH2	1:A:528:ILE:HD12	1.62	1.13
1:B:93:HIS:CG	1:B:237:PHE:CD1	2.37	1.12
1:B:348:ALA:O	1:B:354:GLN:O	1.67	1.12
1:B:401:LEU:O	1:B:404:ILE:CB	1.95	1.13
1:B:753:SER:O	1:B:755:ALA:N	1.80	1.13
1:A:101:GLU:HB2	1:A:104:ARG:HD3	1.32	1.12
1:A:106:LEU:HD11	1:A:135:LEU:HD22	1.24	1.12
1:B:377:LYS:HB3	1:B:385:ARG:NH1	0.80	1.12
1:A:176:ARG:HG2	1:A:447:ARG:NH1	1.62	1.12
1:A:177:THR:HG23	1:A:447:ARG:NH2	1.63	1.12
1:B:38:LEU:HG	1:B:501:VAL:HB	1.27	1.12
1:B:226:SER:CA	1:B:229:LEU:CB	2.27	1.12
1:B:401:LEU:CA	1:B:404:ILE:HG13	1.78	1.12
1:B:502:VAL:HG22	1:B:519:VAL:HG22	1.29	1.12
1:A:377:LYS:CB	1:A:385:ARG:HG2	1.80	1.12
1:A:387:LEU:HD12	1:A:572:THR:HG21	1.32	1.12
1:A:636:TRP:CZ2	1:A:640:PHE:CZ	2.38	1.12
1:B:222:PRO:HA	1:B:224:LEU:HG	1.16	1.12
1:B:681:ILE:HG21	1:B:731:VAL:HG11	1.18	1.12
1:A:117:ALA:N	1:A:220:LEU:HD12	1.61	1.11
1:B:45:SER:HB2	1:B:181:PRO:HD3	1.29	1.11

*Continued on next page...*

*Continued from previous page...*

Atom-1	Atom-2	Interatomic distance (Å)	Clash overlap (Å)
1:B:69:LEU:O	1:B:73:TYR:N	1.83	1.11
1:B:321:PHE:CE1	1:B:322:ILE:O	2.02	1.11
1:B:456:MET:HA	1:B:459:ILE:HD12	1.22	1.11
1:B:519:VAL:HG12	1:B:543:PRO:HB3	1.30	1.11
1:B:526:LEU:HA	1:B:527:ARG:NH1	0.80	1.11
1:B:569:ALA:HA	1:B:572:THR:HB	1.22	1.11
1:A:517:TYR:CE2	1:A:520:TRP:CE2	2.38	1.11
1:B:334:ARG:HD3	1:B:335:PRO:HD3	1.18	1.11
1:B:647:LEU:HD21	1:B:663:ILE:HB	1.12	1.11
1:A:39:GLN:HG2	1:A:499:PRO:HB3	1.25	1.11
1:A:283:GLN:HA	1:A:286:SER:HB3	1.29	1.11
1:A:346:THR:HG21	1:A:359:VAL:N	1.63	1.11
1:A:597:ILE:HD12	1:A:598:ARG:CD	1.79	1.11
1:B:182:ASN:O	1:B:185:ALA:CB	1.98	1.11
1:B:259:ARG:HG3	1:B:269:LEU:HD22	1.20	1.11
1:B:401:LEU:O	1:B:404:ILE:HB	1.51	1.11
1:B:705:ARG:HB2	1:B:708:ILE:HG13	1.23	1.11
1:A:158:LEU:O	1:A:163:PHE:O	1.68	1.11
1:A:496:ALA:O	1:A:497:HIS:HB3	1.31	1.11
1:B:259:ARG:HA	1:B:269:LEU:HD21	1.23	1.11
1:B:401:LEU:HD22	1:B:404:ILE:HD12	1.22	1.11
1:A:4:LEU:HB3	1:A:13:ALA:CB	1.80	1.11
1:A:31:VAL:HG13	1:A:32:GLY:H	0.99	1.11
1:A:86:VAL:HG11	1:A:191:ARG:HG2	1.19	1.11
1:A:199:LEU:O	1:A:202:LEU:N	1.84	1.11
1:A:268:GLU:CD	1:A:269:LEU:N	2.04	1.11
1:A:503:VAL:HG11	1:A:518:LEU:HA	1.25	1.11
1:A:524:THR:HG23	1:A:539:SER:CA	1.80	1.11
1:A:587:PHE:CZ	1:A:621:VAL:HG12	1.75	1.11
1:A:710:ASP:OD2	1:B:620:ARG:NH1	1.82	1.11
1:B:349:ILE:HD13	1:B:353:GLY:HA3	1.28	1.11
1:A:170:TYR:CG	1:A:576:HIS:HE1	1.67	1.10
1:A:462:LEU:HD11	1:A:483:MET:HG3	1.25	1.10
1:A:472:GLU:HB3	1:A:475:ALA:HB2	1.28	1.10
1:B:551:TYR:C	1:B:552:ASN:OD1	1.88	1.10
1:B:580:TRP:CZ2	1:B:581:HIS:ND1	2.18	1.10
1:A:10:ASN:OD1	1:A:14:ARG:CG	1.99	1.10
1:A:36:LEU:HG	1:A:263:PRO:CA	1.81	1.10
1:A:159:SER:HA	1:A:163:PHE:C	1.70	1.10
1:A:744:GLU:HA	1:A:747:THR:CG2	1.81	1.10
1:B:7:LYS:HD2	1:B:531:GLY:HA2	1.16	1.10

*Continued on next page...*

*Continued from previous page...*

Atom-1	Atom-2	Interatomic distance (Å)	Clash overlap (Å)
1:B:145:LEU:O	1:B:149:ILE:N	1.83	1.10
1:B:614:LEU:CD1	1:B:615:GLY:O	2.00	1.10
1:A:6:VAL:HG23	1:A:434:GLY:HA3	1.27	1.10
1:A:7:LYS:N	1:A:433:ASN:OD1	1.84	1.10
1:A:101:GLU:C	1:A:104:ARG:CD	2.07	1.10
1:A:233:ALA:O	1:A:236:ALA:HB3	1.52	1.10
1:B:54:TRP:HD1	1:B:69:LEU:HD11	1.08	1.10
1:B:416:ASN:ND2	1:B:673:THR:CG2	2.14	1.10
1:B:526:LEU:HD23	1:B:527:ARG:HD2	1.15	1.10
1:A:42:ARG:HH11	1:A:336:ILE:HD11	0.97	1.10
1:A:86:VAL:HB	1:A:191:ARG:HD3	1.15	1.10
1:A:101:GLU:O	1:A:104:ARG:N	1.83	1.10
1:A:232:ALA:HA	1:A:235:THR:HB	1.29	1.10
1:A:250:VAL:O	1:A:252:SER:N	1.85	1.10
1:A:365:GLN:H	1:A:562:GLN:HA	1.10	1.10
1:B:105:LYS:HA	1:B:108:ALA:HB3	1.17	1.10
1:B:361:TYR:HD1	1:B:441:PHE:CE2	1.62	1.10
1:B:616:GLN:C	1:B:618:ARG:HA	1.70	1.10
1:A:259:ARG:HG3	1:A:269:LEU:HD13	1.27	1.10
1:A:352:MET:HB2	1:A:355:PRO:HD2	1.21	1.10
1:A:723:ILE:HG23	1:A:724:ARG:HD3	1.19	1.10
1:B:422:GLU:HG3	1:B:426:GLN:HG3	1.10	1.10
1:A:127:PRO:HG2	1:A:130:ALA:C	1.70	1.09
1:A:361:TYR:CD2	1:A:362:GLU:N	2.18	1.09
1:B:571:HIS:HA	1:B:574:SER:HB2	1.32	1.09
1:A:42:ARG:HG3	1:A:336:ILE:HD11	1.23	1.09
1:A:597:ILE:HD12	1:A:598:ARG:H	1.13	1.09
1:B:321:PHE:HA	1:B:325:MET:HE1	1.10	1.09
1:B:617:ARG:N	1:B:618:ARG:HA	1.67	1.09
1:B:171:VAL:HG11	1:B:577:ILE:HA	1.26	1.09
1:B:275:LEU:HD11	1:B:316:THR:HA	1.25	1.09
1:B:396:ARG:CD	1:B:612:LEU:HD22	1.82	1.09
1:B:522:VAL:HB	1:B:540:ILE:HG13	1.35	1.09
1:B:580:TRP:CZ2	1:B:581:HIS:NE2	2.19	1.09
1:B:593:TYR:CD2	1:B:726:TRP:CG	2.40	1.09
1:B:628:VAL:O	1:B:631:ALA:N	1.85	1.09
1:B:735:MET:HB3	1:B:737:LEU:HD13	1.21	1.09
1:A:268:GLU:CD	1:A:269:LEU:H	1.54	1.09
1:A:430:VAL:HG12	1:A:529:PRO:HB3	1.31	1.09
1:B:89:PHE:HA	1:B:146:PHE:HE2	1.11	1.09
1:B:156:HIS:CE1	1:B:157:VAL:HG22	1.87	1.09

*Continued on next page...*

*Continued from previous page...*

Atom-1	Atom-2	Interatomic distance (Å)	Clash overlap (Å)
1:B:160:PRO:HG2	1:B:161:LEU:HD22	1.32	1.09
1:B:309:SER:OG	1:B:315:SER:CB	1.99	1.09
1:A:250:VAL:CG1	1:A:253:VAL:CG1	2.06	1.09
1:A:272:SER:N	1:A:276:ARG:CD	2.16	1.09
1:A:298:VAL:HG21	1:A:515:SER:HB3	1.35	1.09
1:A:332:LYS:HE3	1:A:339:THR:HG21	1.13	1.09
1:A:735:MET:SD	1:A:737:LEU:N	2.26	1.09
1:B:366:PHE:HA	1:B:563:ALA:HB2	1.23	1.09
1:B:681:ILE:O	1:B:731:VAL:CG2	2.00	1.09
1:A:127:PRO:CG	1:A:130:ALA:CB	2.31	1.08
1:A:272:SER:H	1:A:276:ARG:HD2	1.13	1.08
1:A:365:GLN:HG2	1:A:367:ALA:H	1.10	1.08
1:A:527:ARG:CZ	1:A:528:ILE:HD12	1.83	1.08
1:A:637:TYR:OH	1:A:745:ALA:HB1	1.47	1.08
1:B:404:ILE:HD13	1:B:737:LEU:HD22	1.11	1.08
1:B:471:LEU:HD11	1:B:479:LEU:HD22	1.28	1.08
1:B:526:LEU:CD2	1:B:527:ARG:HD2	1.82	1.08
1:B:597:ILE:HB	1:B:714:LEU:HD23	1.09	1.08
1:B:702:MET:HG2	1:B:714:LEU:HD12	1.31	1.08
1:A:337:ASN:O	1:A:341:SER:N	1.87	1.08
1:A:352:MET:N	1:A:353:GLY:HA2	1.56	1.08
1:A:715:HIS:CG	1:A:716:VAL:HG13	1.88	1.08
1:B:472:GLU:H	1:B:475:ALA:HB3	1.16	1.08
1:B:560:VAL:HG23	1:B:562:GLN:H	1.14	1.08
1:B:698:ILE:O	1:B:702:MET:N	1.85	1.08
1:A:213:THR:HB	1:A:215:LYS:HD3	1.25	1.08
1:A:250:VAL:CA	1:A:253:VAL:CG1	2.32	1.08
1:A:356:SER:H	1:A:437:MET:HE1	1.18	1.08
1:A:384:GLN:HB3	1:A:578:TRP:HE1	1.10	1.08
1:B:245:ASP:CG	1:B:248:ALA:N	2.05	1.08
1:B:587:PHE:HA	1:B:622:ARG:HD3	1.26	1.08
1:B:597:ILE:C	1:B:599:ASN:N	1.94	1.08
1:B:642:GLU:HG3	1:B:645:ARG:HH22	1.08	1.08
1:B:654:SER:HB2	1:B:659:GLU:HG2	1.32	1.08
1:A:36:LEU:CG	1:A:263:PRO:HA	1.84	1.08
1:A:364:TRP:CZ2	1:A:442:PRO:HG3	1.88	1.08
1:B:93:HIS:CB	1:B:237:PHE:HE1	1.58	1.08
1:B:105:LYS:O	1:B:109:TYR:N	1.85	1.08
1:B:199:LEU:O	1:B:202:LEU:HB2	1.53	1.08
1:A:82:VAL:CA	1:A:85:LEU:HG	1.83	1.08
1:A:176:ARG:NH1	1:A:446:GLU:C	1.86	1.08

*Continued on next page...*



*Continued from previous page...*

Atom-1	Atom-2	Interatomic distance (Å)	Clash overlap (Å)
1:B:19:ALA:CB	1:B:24:GLU:HB3	1.83	1.08
1:B:244:PHE:CZ	1:B:318:ILE:HA	1.89	1.08
1:B:308:PHE:HE2	1:B:318:ILE:HG12	0.93	1.08
1:B:102:ILE:HB	1:B:135:LEU:HD11	1.20	1.07
1:B:123:VAL:HA	1:B:164:ILE:HG21	1.27	1.07
1:B:501:VAL:HG12	1:B:502:VAL:H	1.17	1.07
1:B:535:ILE:HG23	1:B:537:GLY:H	1.11	1.07
1:A:135:LEU:HD12	1:A:151:THR:HG22	1.34	1.07
1:A:250:VAL:HA	1:A:253:VAL:CG1	1.83	1.07
1:A:521:ASN:HD22	1:A:539:SER:HB3	1.17	1.07
1:A:547:GLU:O	1:A:551:TYR:N	1.86	1.07
1:A:597:ILE:HD12	1:A:598:ARG:HD2	1.34	1.07
1:B:101:GLU:O	1:B:105:LYS:N	1.86	1.07
1:B:182:ASN:CB	1:B:484:PHE:CZ	2.38	1.07
1:A:501:VAL:HB	1:A:518:LEU:HD12	1.30	1.07
1:A:587:PHE:CZ	1:A:621:VAL:CB	2.21	1.07
1:B:7:LYS:NZ	1:B:531:GLY:O	1.87	1.07
1:B:118:ILE:H	1:B:222:PRO:HG3	1.17	1.07
1:B:143:HIS:HB3	1:B:145:LEU:HD11	1.11	1.07
1:B:314:SER:OG	1:B:317:ILE:N	1.88	1.07
1:B:376:VAL:HG12	1:B:378:LEU:HD21	1.07	1.07
1:A:51:GLU:O	1:A:52:LEU:N	1.87	1.07
1:A:89:PHE:CE2	1:A:146:PHE:HD2	1.72	1.07
1:A:131:ILE:O	1:A:134:GLN:N	1.88	1.07
1:A:404:ILE:HD11	1:A:681:ILE:HG23	1.29	1.07
1:A:517:TYR:CE2	1:A:520:TRP:CE3	2.35	1.07
1:A:740:ARG:N	1:A:742:GLU:OE1	1.85	1.07
1:B:472:GLU:O	1:B:476:SER:N	1.87	1.07
1:B:604:ALA:HB2	1:B:698:ILE:HG23	1.37	1.07
1:B:643:ASP:OD2	1:B:666:ARG:HG2	1.48	1.07
1:B:719:ASN:O	1:B:722:ARG:N	1.87	1.07
1:B:729:LEU:HA	1:B:732:LEU:HD13	1.30	1.07
1:A:23:GLY:O	1:A:26:LYS:NZ	1.87	1.07
1:A:127:PRO:CG	1:A:130:ALA:CA	2.32	1.07
1:A:143:HIS:HB2	1:A:145:LEU:HD11	1.36	1.07
1:A:257:LEU:HB3	1:A:261:TRP:CZ3	1.90	1.07
1:A:404:ILE:CD1	1:A:681:ILE:CG2	2.32	1.07
1:A:527:ARG:NH2	1:A:528:ILE:CD1	2.18	1.07
1:A:744:GLU:CA	1:A:747:THR:HG22	1.84	1.07
1:B:404:ILE:CG2	1:B:737:LEU:HD21	1.69	1.07
1:B:424:VAL:HG23	1:B:430:VAL:HG13	1.30	1.07

*Continued on next page...*



*Continued from previous page...*

Atom-1	Atom-2	Interatomic distance (Å)	Clash overlap (Å)
1:B:597:ILE:HD12	1:B:713:ASP:CG	1.74	1.07
1:B:699:VAL:O	1:B:703:ALA:N	1.88	1.07
1:A:5:LYS:O	1:A:9:LEU:N	1.88	1.06
1:A:60:ASN:HA	1:A:156:HIS:CG	1.89	1.06
1:A:250:VAL:HA	1:A:253:VAL:HG12	1.07	1.06
1:A:377:LYS:HB2	1:A:385:ARG:CG	1.85	1.06
1:B:69:LEU:HA	1:B:72:GLN:HB3	1.08	1.06
1:B:132:LEU:HD22	1:B:151:THR:HG23	1.13	1.06
1:B:190:VAL:HG13	1:B:323:GLU:CG	1.84	1.06
1:B:340:THR:O	1:B:342:TYR:CZ	2.08	1.06
1:B:514:GLY:O	1:B:516:LEU:CD1	2.03	1.06
1:B:526:LEU:CD2	1:B:527:ARG:N	2.07	1.06
1:B:597:ILE:CD1	1:B:713:ASP:OD2	2.02	1.06
1:A:82:VAL:HA	1:A:85:LEU:HG	1.08	1.06
1:A:591:ASP:H	1:A:606:VAL:HG12	1.17	1.06
1:A:653:THR:O	1:A:655:ARG:CB	2.03	1.06
1:A:748:LYS:NZ	1:A:752:ASP:OD1	1.87	1.06
1:B:49:THR:HG23	1:B:176:ARG:HG3	1.27	1.06
1:B:257:LEU:HD22	1:B:290:LEU:HG	1.33	1.06
1:B:308:PHE:CZ	1:B:318:ILE:HD13	1.90	1.06
1:B:348:ALA:HB3	1:B:355:PRO:HA	1.07	1.06
1:B:425:SER:HB3	1:B:429:THR:HG23	1.32	1.06
1:A:18:GLN:HG2	1:A:491:MET:HE1	1.35	1.06
1:A:22:ILE:HA	1:A:299:LYS:HD3	1.37	1.06
1:A:82:VAL:CA	1:A:85:LEU:CD2	2.33	1.06
1:A:257:LEU:HD22	1:A:261:TRP:CZ2	1.90	1.06
1:A:595:VAL:HG11	1:A:698:ILE:HD12	1.36	1.06
1:A:605:GLU:N	1:A:605:GLU:OE1	1.88	1.06
1:A:715:HIS:HE2	1:B:376:VAL:HG12	1.15	1.06
1:A:716:VAL:C	1:A:720:ARG:HB2	1.75	1.06
1:B:102:ILE:O	1:B:106:LEU:N	1.87	1.06
1:B:199:LEU:O	1:B:202:LEU:CB	2.04	1.06
1:B:288:LEU:CD2	1:B:292:ILE:HD11	1.85	1.06
1:B:506:HIS:HB3	1:B:517:TYR:HE1	0.92	1.06
1:B:577:ILE:CD1	1:B:578:TRP:N	2.18	1.06
1:B:597:ILE:C	1:B:599:ASN:H	1.40	1.06
1:B:696:SER:HA	1:B:699:VAL:HG23	1.37	1.06
1:A:62:ASP:HB3	1:A:66:TYR:CZ	1.89	1.06
1:A:170:TYR:CG	1:A:576:HIS:CE1	2.42	1.06
1:A:292:ILE:CG2	1:A:295:GLN:HG2	1.85	1.06
1:A:566:LEU:HD11	1:A:568:LEU:CD1	1.86	1.06

*Continued on next page...*

*Continued from previous page...*

Atom-1	Atom-2	Interatomic distance (Å)	Clash overlap (Å)
1:A:735:MET:SD	1:A:736:GLY:N	2.28	1.06
1:B:284:LEU:HD21	1:B:290:LEU:HD23	1.34	1.06
1:B:591:ASP:OD2	1:B:740:ARG:NH1	1.88	1.06
1:A:101:GLU:HA	1:A:104:ARG:CD	1.80	1.06
1:A:666:ARG:HA	1:A:669:GLN:OE1	1.55	1.06
1:B:384:GLN:NE2	1:B:576:HIS:HA	1.71	1.06
1:B:403:PRO:O	1:B:406:ASN:HB2	1.55	1.06
1:B:647:LEU:HD23	1:B:663:ILE:HB	1.30	1.06
1:B:719:ASN:OD1	1:B:720:ARG:NE	1.89	1.06
1:A:86:VAL:CG1	1:A:191:ARG:HG2	1.85	1.05
1:A:170:TYR:CE2	1:A:576:HIS:NE2	2.24	1.05
1:A:374:THR:HG23	1:A:390:GLU:HG3	1.38	1.05
1:A:408:PHE:CG	1:A:636:TRP:CD1	2.43	1.05
1:A:598:ARG:H	1:A:598:ARG:HD2	1.11	1.05
1:A:644:ASP:OD1	1:A:645:ARG:NH1	1.89	1.05
1:B:53:LEU:HD21	1:B:571:HIS:ND1	1.69	1.05
1:B:156:HIS:NE2	1:B:210:LEU:CD2	2.19	1.05
1:B:358:VAL:HG11	1:B:438:THR:H	1.15	1.05
1:B:361:TYR:CE1	1:B:441:PHE:HE2	1.73	1.05
1:B:493:TYR:CE1	1:B:497:HIS:CE1	2.44	1.05
1:B:686:ILE:O	1:B:689:SER:N	1.87	1.05
1:B:732:LEU:HD23	1:B:733:GLN:HB2	1.32	1.05
1:A:106:LEU:CD2	1:A:135:LEU:CD2	2.34	1.05
1:A:265:THR:HG23	1:A:267:LYS:HG3	1.37	1.05
1:A:293:ALA:O	1:A:297:MET:N	1.88	1.05
1:B:19:ALA:HB1	1:B:24:GLU:CB	1.85	1.05
1:B:83:ASP:OD2	1:B:191:ARG:NH1	1.87	1.05
1:B:83:ASP:HA	1:B:191:ARG:HG2	1.38	1.05
1:B:260:LEU:CD1	1:B:261:TRP:NE1	2.20	1.05
1:B:602:TYR:CG	1:B:701:GLN:HB3	1.91	1.05
1:B:611:LEU:HD11	1:B:689:SER:OG	1.55	1.05
1:A:42:ARG:CA	1:A:289:ALA:HB3	1.75	1.05
1:A:292:ILE:O	1:A:296:ASP:N	1.88	1.05
1:A:444:VAL:O	1:A:445:VAL:C	1.85	1.05
1:A:472:GLU:O	1:A:477:ASN:ND2	1.88	1.05
1:A:661:LEU:HD22	1:A:661:LEU:H	1.18	1.05
1:B:67:ALA:O	1:B:71:PHE:N	1.87	1.05
1:B:68:ARG:O	1:B:72:GLN:N	1.87	1.05
1:B:74:ALA:O	1:B:77:GLY:N	1.89	1.05
1:A:359:VAL:HA	1:A:438:THR:CA	1.84	1.05
1:A:361:TYR:CE1	1:A:414:VAL:HG21	1.91	1.05

*Continued on next page...*

*Continued from previous page...*

Atom-1	Atom-2	Interatomic distance (Å)	Clash overlap (Å)
1:B:204:SER:O	1:B:208:LYS:HB2	1.56	1.05
1:B:308:PHE:CE2	1:B:318:ILE:HG12	1.84	1.05
1:B:321:PHE:CD1	1:B:322:ILE:N	2.25	1.05
1:B:341:SER:O	1:B:342:TYR:CD2	2.10	1.05
1:B:371:THR:C	1:B:623:ILE:HG12	1.76	1.05
1:B:404:ILE:HG23	1:B:737:LEU:HD23	1.37	1.05
1:A:289:ALA:O	1:A:291:PHE:N	1.88	1.05
1:B:504:SER:HB3	1:B:517:TYR:CD2	1.92	1.05
1:B:699:VAL:HA	1:B:702:MET:HB2	1.38	1.05
1:A:9:LEU:CD2	1:A:10:ASN:H	1.69	1.04
1:A:73:TYR:OH	1:A:143:HIS:HB3	1.56	1.04
1:A:177:THR:CA	1:A:447:ARG:HH22	1.70	1.04
1:A:265:THR:OG1	1:A:267:LYS:N	1.89	1.04
1:B:92:TYR:CD2	1:B:146:PHE:CG	2.44	1.04
1:B:94:GLN:HB2	1:B:237:PHE:HZ	1.12	1.04
1:B:126:VAL:H	1:B:127:PRO:CD	1.67	1.04
1:B:205:VAL:HG11	1:B:232:ALA:HB3	1.35	1.04
1:A:292:ILE:HG23	1:A:295:GLN:CB	1.84	1.04
1:A:338:GLU:O	1:A:341:SER:N	1.90	1.04
1:A:344:GLY:O	1:A:360:VAL:HB	0.87	1.04
1:B:471:LEU:HD12	1:B:476:SER:HA	1.38	1.04
1:A:10:ASN:OD1	1:A:14:ARG:HG3	1.57	1.04
1:A:197:ARG:O	1:A:199:LEU:N	1.72	1.04
1:A:337:ASN:HA	1:A:340:THR:HG23	1.34	1.04
1:A:365:GLN:NE2	1:A:367:ALA:O	1.88	1.04
1:A:387:LEU:HD11	1:A:577:ILE:HG12	1.06	1.04
1:A:445:VAL:HG13	1:A:456:MET:HB3	1.10	1.04
1:B:401:LEU:O	1:B:404:ILE:CA	2.04	1.04
1:A:250:VAL:O	1:A:253:VAL:N	1.90	1.04
1:A:36:LEU:CB	1:A:263:PRO:HA	1.87	1.04
1:A:187:VAL:CG1	1:A:247:ASN:N	2.20	1.04
1:A:275:LEU:HB3	1:A:276:ARG:HD3	1.07	1.04
1:A:448:ASP:O	1:A:453:ARG:N	1.89	1.04
1:B:126:VAL:HG12	1:B:127:PRO:HD3	1.36	1.04
1:B:540:ILE:HG22	1:B:542:THR:HG22	1.39	1.04
1:B:542:THR:HG21	1:B:547:GLU:HB3	1.38	1.04
1:B:614:LEU:CD1	1:B:615:GLY:H	1.68	1.04
1:A:42:ARG:C	1:A:289:ALA:HB3	1.68	1.03
1:A:408:PHE:CD2	1:A:636:TRP:CD1	2.46	1.03
1:A:739:SER:O	1:A:740:ARG:HB2	1.53	1.03
1:B:3:ASN:HB2	1:B:436:GLU:CG	1.88	1.03

*Continued on next page...*

*Continued from previous page...*

Atom-1	Atom-2	Interatomic distance (Å)	Clash overlap (Å)
1:B:107:THR:HA	1:B:110:ILE:HD12	1.38	1.03
1:B:163:PHE:HB3	1:B:164:ILE:CG2	1.88	1.03
1:A:268:GLU:OE2	1:A:269:LEU:CD1	2.07	1.03
1:A:349:ILE:HG21	1:A:354:GLN:HA	1.38	1.03
1:A:393:ILE:HG22	1:A:612:LEU:HD11	1.40	1.03
1:A:408:PHE:CZ	1:A:636:TRP:CE2	2.40	1.03
1:B:158:LEU:HD12	1:B:210:LEU:HB3	1.39	1.03
1:B:350:ASP:HA	1:B:427:ARG:O	1.52	1.03
1:A:127:PRO:C	1:A:166:PRO:CB	2.27	1.03
1:A:147:HIS:O	1:A:151:THR:HG23	1.58	1.03
1:A:148:HIS:CE1	1:A:578:TRP:CH2	2.45	1.03
1:A:735:MET:CE	1:A:737:LEU:HB2	1.89	1.03
1:B:3:ASN:HB2	1:B:436:GLU:HG2	1.05	1.03
1:B:521:ASN:HB2	1:B:541:ARG:HD3	1.37	1.03
1:B:696:SER:HA	1:B:699:VAL:CG2	1.89	1.03
1:A:60:ASN:HA	1:A:156:HIS:ND1	1.67	1.03
1:A:387:LEU:CD1	1:A:577:ILE:HG12	1.89	1.03
1:B:93:HIS:C	1:B:237:PHE:CD1	2.32	1.03
1:B:156:HIS:HD2	1:B:158:LEU:N	1.41	1.03
1:B:321:PHE:HA	1:B:325:MET:CE	1.88	1.03
1:B:643:ASP:OD2	1:B:666:ARG:HG3	1.58	1.03
1:A:44:PHE:CZ	1:A:290:LEU:HD23	1.93	1.03
1:A:259:ARG:CG	1:A:269:LEU:HD13	1.89	1.03
1:A:566:LEU:CD1	1:A:568:LEU:CG	2.30	1.03
1:A:72:GLN:NE2	1:A:173:ARG:O	1.92	1.02
1:A:101:GLU:CB	1:A:104:ARG:HD3	1.89	1.02
1:A:338:GLU:HA	1:A:341:SER:HB2	1.40	1.02
1:A:566:LEU:HD11	1:A:568:LEU:HG	1.04	1.02
1:A:572:THR:O	1:A:575:ILE:N	1.92	1.02
1:A:739:SER:O	1:A:740:ARG:CB	2.04	1.02
1:B:4:LEU:HB3	1:B:5:LYS:HB2	1.36	1.02
1:B:40:PHE:CE2	1:B:495:VAL:HG12	1.94	1.02
1:B:436:GLU:OE1	1:B:666:ARG:NH2	1.92	1.02
1:B:597:ILE:HB	1:B:714:LEU:CD2	1.89	1.02
1:A:144:GLU:CB	1:A:147:HIS:HB2	1.88	1.02
1:A:566:LEU:HD12	1:A:568:LEU:N	1.75	1.02
1:A:593:TYR:N	1:A:604:ALA:O	1.90	1.02
1:A:630:HIS:HB2	1:A:737:LEU:HG	1.26	1.02
1:B:598:ARG:NH2	1:B:710:ASP:OD1	1.92	1.02
1:B:623:ILE:HG23	1:B:625:LYS:HG3	1.38	1.02
1:B:654:SER:HB2	1:B:659:GLU:CG	1.88	1.02

*Continued on next page...*

*Continued from previous page...*

Atom-1	Atom-2	Interatomic distance (Å)	Clash overlap (Å)
1:B:702:MET:SD	1:B:714:LEU:CD1	2.46	1.02
1:A:476:SER:HA	1:A:479:LEU:HD13	1.42	1.02
1:A:715:HIS:CD2	1:B:376:VAL:CG1	2.40	1.02
1:B:128:PRO:HA	1:B:131:ILE:CB	1.87	1.02
1:B:345:GLN:HB3	1:B:554:PRO:HA	1.38	1.02
1:A:106:LEU:HD21	1:A:135:LEU:HD23	1.07	1.02
1:A:177:THR:HA	1:A:447:ARG:CZ	1.88	1.02
1:A:435:ALA:HB3	1:A:437:MET:HG3	1.05	1.02
1:A:492:HIS:HA	1:A:495:VAL:HG23	1.40	1.02
1:B:9:LEU:H	1:B:9:LEU:HD12	1.22	1.02
1:B:80:LEU:HD11	1:B:84:GLU:HG3	1.40	1.02
1:B:312:GLU:O	1:B:316:THR:N	1.91	1.02
1:B:376:VAL:HG22	1:B:386:PHE:O	1.21	1.02
1:B:493:TYR:HE1	1:B:497:HIS:CE1	1.77	1.02
1:A:22:ILE:CA	1:A:299:LYS:HD3	1.89	1.02
1:A:44:PHE:HB2	1:A:333:LEU:CA	1.89	1.02
1:A:127:PRO:CG	1:A:130:ALA:HB3	1.89	1.02
1:A:337:ASN:HA	1:A:340:THR:CG2	1.90	1.02
1:A:353:GLY:N	1:A:354:GLN:OE1	1.92	1.02
1:B:54:TRP:CE3	1:B:54:TRP:HA	1.93	1.02
1:B:182:ASN:CB	1:B:484:PHE:CE1	2.43	1.02
1:B:275:LEU:HD11	1:B:316:THR:CA	1.89	1.02
1:B:298:VAL:O	1:B:302:GLY:N	1.92	1.02
1:A:177:THR:CA	1:A:447:ARG:NH2	2.22	1.01
1:A:195:LEU:CD2	1:A:199:LEU:CG	2.38	1.01
1:A:257:LEU:HD22	1:A:288:LEU:HD12	1.40	1.01
1:A:272:SER:N	1:A:276:ARG:NE	2.07	1.01
1:A:346:THR:HG21	1:A:359:VAL:CA	1.90	1.01
1:A:502:VAL:HA	1:A:503:VAL:CG1	1.89	1.01
1:B:14:ARG:HB2	1:B:465:GLY:HA2	1.37	1.01
1:B:71:PHE:CD2	1:B:329:SER:HA	1.94	1.01
1:B:141:SER:HB2	1:B:147:HIS:HB2	1.41	1.01
1:A:116:ARG:CG	1:A:222:PRO:O	2.06	1.01
1:A:144:GLU:HB2	1:A:147:HIS:CB	1.88	1.01
1:A:292:ILE:HG22	1:A:295:GLN:CB	1.88	1.01
1:A:524:THR:HG23	1:A:539:SER:HA	1.02	1.01
1:B:43:THR:HG22	1:B:289:ALA:CB	1.90	1.01
1:B:89:PHE:HA	1:B:146:PHE:CE2	1.95	1.01
1:B:334:ARG:HD3	1:B:335:PRO:CD	1.89	1.01
1:B:372:ALA:O	1:B:373:PHE:CD1	2.14	1.01
1:B:597:ILE:HG13	1:B:714:LEU:HA	1.38	1.01

*Continued on next page...*

*Continued from previous page...*

Atom-1	Atom-2	Interatomic distance (Å)	Clash overlap (Å)
1:B:610:GLU:HG2	1:B:614:LEU:O	1.61	1.01
1:A:6:VAL:HG12	1:A:531:GLY:HA2	1.43	1.01
1:A:133:GLU:OE1	1:A:136:ARG:HG2	1.58	1.01
1:A:276:ARG:HA	1:A:278:THR:CG2	1.91	1.01
1:A:492:HIS:HA	1:A:495:VAL:CG2	1.91	1.01
1:A:523:ARG:CD	1:A:524:THR:N	2.22	1.01
1:A:527:ARG:HH11	1:A:527:ARG:HA	1.25	1.01
1:B:314:SER:HB2	1:B:317:ILE:HB	1.42	1.01
1:A:179:THR:O	1:A:332:LYS:NZ	1.94	1.01
1:A:193:SER:CA	1:A:196:ARG:HB2	1.89	1.01
1:A:195:LEU:HD23	1:A:199:LEU:HG	1.39	1.01
1:A:441:PHE:HB3	1:A:443:SER:OG	1.61	1.01
1:B:56:VAL:HB	1:B:148:HIS:CE1	1.96	1.01
1:B:61:ILE:HG22	1:B:62:ASP:H	1.23	1.01
1:B:94:GLN:CB	1:B:237:PHE:CZ	2.41	1.01
1:B:153:PHE:CZ	1:B:202:LEU:HB3	1.95	1.01
1:B:317:ILE:O	1:B:320:TRP:N	1.93	1.01
1:B:451:LEU:HG	1:B:453:ARG:CZ	1.90	1.01
1:B:753:SER:O	1:B:754:ASN:C	1.94	1.01
1:A:40:PHE:CE1	1:A:289:ALA:HB1	1.93	1.01
1:A:257:LEU:HD13	1:A:261:TRP:HH2	1.23	1.01
1:A:352:MET:HB2	1:A:355:PRO:CD	1.91	1.01
1:A:739:SER:N	1:A:742:GLU:OE2	1.85	1.01
1:B:345:GLN:CB	1:B:554:PRO:HA	1.91	1.01
1:B:415:LYS:HZ1	1:B:419:ALA:HB2	1.24	1.01
1:A:178:ALA:CB	1:A:485:ASN:OD1	2.08	1.00
1:A:250:VAL:O	1:A:251:SER:C	1.95	1.00
1:A:259:ARG:O	1:A:262:SER:OG	1.77	1.00
1:A:444:VAL:O	1:A:446:GLU:N	1.93	1.00
1:B:25:LEU:O	1:B:27:ASN:ND2	1.94	1.00
1:B:143:HIS:CB	1:B:145:LEU:HD11	1.72	1.00
1:B:183:PHE:CE1	1:B:250:VAL:HG12	1.96	1.00
1:B:346:THR:HG23	1:B:359:VAL:HG11	1.01	1.00
1:B:570:ASN:HD22	1:B:571:HIS:HD2	1.08	1.00
1:A:73:TYR:CE2	1:A:143:HIS:HB3	1.94	1.00
1:A:597:ILE:CD1	1:A:598:ARG:HD3	1.91	1.00
1:A:653:THR:C	1:A:655:ARG:CB	2.27	1.00
1:B:45:SER:CB	1:B:181:PRO:HD3	1.92	1.00
1:B:128:PRO:HA	1:B:131:ILE:HB	1.43	1.00
1:B:200:THR:O	1:B:204:SER:N	1.94	1.00
1:B:368:LYS:H	1:B:368:LYS:HD2	1.26	1.00

*Continued on next page...*

*Continued from previous page...*

Atom-1	Atom-2	Interatomic distance (Å)	Clash overlap (Å)
1:B:415:LYS:NZ	1:B:419:ALA:HB2	1.75	1.00
1:B:445:VAL:HG11	1:B:635:MET:SD	2.02	1.00
1:B:637:TYR:HA	1:B:640:PHE:CD2	1.96	1.00
1:A:159:SER:HB2	1:A:164:ILE:HA	1.40	1.00
1:A:187:VAL:HG11	1:A:247:ASN:CA	1.91	1.00
1:A:234:THR:C	1:A:237:PHE:HB3	1.79	1.00
1:A:448:ASP:HB2	1:A:455:PRO:HD3	1.41	1.00
1:A:524:THR:HG21	1:A:540:ILE:HG12	1.43	1.00
1:A:744:GLU:OE1	1:A:747:THR:CG2	2.09	1.00
1:B:181:PRO:HB3	1:B:331:PHE:CE2	1.96	1.00
1:B:384:GLN:HE22	1:B:576:HIS:HA	1.21	1.00
1:B:571:HIS:O	1:B:574:SER:N	1.93	1.00
1:A:48:MET:N	1:A:48:MET:SD	2.34	1.00
1:A:61:ILE:CB	1:A:156:HIS:CD2	2.44	1.00
1:A:393:ILE:HG22	1:A:612:LEU:CD1	1.92	1.00
1:A:404:ILE:HD12	1:A:681:ILE:HG23	1.41	1.00
1:B:53:LEU:HD11	1:B:571:HIS:ND1	1.77	1.00
1:B:341:SER:O	1:B:342:TYR:CG	2.14	1.00
1:A:101:GLU:C	1:A:103:TRP:H	1.39	1.00
1:B:94:GLN:CB	1:B:237:PHE:HZ	1.71	1.00
1:B:376:VAL:HG12	1:B:378:LEU:CD2	1.91	1.00
1:B:472:GLU:N	1:B:475:ALA:HB3	1.76	1.00
1:A:36:LEU:H	1:A:263:PRO:HB3	0.86	1.00
1:B:245:ASP:HB3	1:B:248:ALA:HB3	1.42	1.00
1:B:448:ASP:O	1:B:451:LEU:N	1.93	1.00
1:B:530:VAL:O	1:B:533:ASN:ND2	1.93	1.00
1:A:44:PHE:HB2	1:A:333:LEU:HA	1.02	1.00
1:A:75:GLN:OE1	1:A:177:THR:OG1	1.77	1.00
1:A:557:PRO:HB2	1:A:558:SER:O	1.61	1.00
1:B:44:PHE:CE1	1:B:333:LEU:HD22	1.97	1.00
1:B:740:ARG:HG3	1:B:741:SER:H	1.25	1.00
1:B:343:ILE:O	1:B:555:ILE:HG13	1.60	0.99
1:B:424:VAL:O	1:B:430:VAL:CA	2.10	0.99
1:A:177:THR:CB	1:A:447:ARG:NH2	2.24	0.99
1:A:597:ILE:HD12	1:A:598:ARG:N	1.76	0.99
1:B:43:THR:HG22	1:B:289:ALA:HB3	1.43	0.99
1:B:346:THR:HG23	1:B:359:VAL:CG1	1.92	0.99
1:B:407:THR:HG23	1:B:408:PHE:HD2	1.22	0.99
1:B:467:VAL:HG21	1:B:479:LEU:CD1	1.92	0.99
1:B:540:ILE:CD1	1:B:551:TYR:HB2	1.92	0.99
1:A:59:GLY:HA3	1:A:155:CYS:HB3	1.43	0.99

*Continued on next page...*



*Continued from previous page...*

Atom-1	Atom-2	Interatomic distance (Å)	Clash overlap (Å)
1:A:178:ALA:HB1	1:A:485:ASN:CG	1.82	0.99
1:A:332:LYS:CE	1:A:339:THR:HG21	1.92	0.99
1:A:384:GLN:HB3	1:A:578:TRP:NE1	1.77	0.99
1:A:630:HIS:HB2	1:A:737:LEU:HD21	1.41	0.99
1:B:54:TRP:CD1	1:B:69:LEU:HD11	1.97	0.99
1:A:678:ILE:HG21	1:A:725:ILE:HD13	1.44	0.99
1:B:144:GLU:OE1	1:B:145:LEU:N	1.96	0.99
1:A:86:VAL:CB	1:A:191:ARG:CD	2.41	0.99
1:A:128:PRO:HD3	1:A:166:PRO:HB2	1.43	0.99
1:A:523:ARG:NE	1:A:524:THR:O	1.94	0.99
1:B:18:GLN:HG3	1:B:487:TYR:OH	1.59	0.99
1:B:125:LYS:H	1:B:165:LEU:CD1	1.75	0.99
1:B:408:PHE:HD1	1:B:636:TRP:CD1	1.63	0.99
1:A:24:GLU:HG3	1:A:26:LYS:CB	1.92	0.99
1:B:46:ALA:HB3	1:B:179:THR:CA	1.91	0.99
1:B:467:VAL:CG2	1:B:479:LEU:CD1	2.40	0.99
1:A:9:LEU:HD23	1:A:10:ASN:H	0.87	0.99
1:A:22:ILE:HG22	1:A:23:GLY:H	1.24	0.99
1:A:254:LEU:HD13	1:A:293:ALA:HB1	1.40	0.99
1:B:37:PRO:C	1:B:38:LEU:HD13	1.83	0.99
1:B:80:LEU:CD1	1:B:84:GLU:HG3	1.92	0.99
1:B:93:HIS:CB	1:B:237:PHE:CD1	2.45	0.99
1:B:281:ILE:HB	1:B:284:LEU:HD22	1.43	0.99
1:B:346:THR:CG2	1:B:359:VAL:HG11	1.91	0.99
1:B:348:ALA:HB3	1:B:355:PRO:CA	1.91	0.99
1:B:642:GLU:CB	1:B:645:ARG:NH1	2.10	0.99
1:A:196:ARG:HD2	1:A:328:VAL:HG13	1.40	0.99
1:A:346:THR:CG2	1:A:359:VAL:N	2.25	0.99
1:A:653:THR:O	1:A:655:ARG:HB2	1.62	0.99
1:B:19:ALA:O	1:B:23:GLY:N	1.95	0.99
1:B:54:TRP:CD1	1:B:69:LEU:HD21	1.98	0.99
1:B:740:ARG:CG	1:B:741:SER:H	1.73	0.99
1:A:31:VAL:HG13	1:A:32:GLY:N	1.78	0.99
1:A:417:ARG:HA	1:A:643:ASP:OD2	1.63	0.99
1:B:348:ALA:N	1:B:355:PRO:HB3	1.78	0.99
1:B:552:ASN:HA	1:B:553:LYS:HE2	1.43	0.99
1:B:570:ASN:ND2	1:B:571:HIS:HD2	1.60	0.99
1:B:607:LYS:HB3	1:B:608:GLU:HB3	1.42	0.99
1:A:44:PHE:CB	1:A:333:LEU:HA	1.92	0.98
1:A:136:ARG:CB	1:A:147:HIS:NE2	2.25	0.98
1:A:282:ASP:O	1:A:285:ARG:HB3	1.63	0.98

*Continued on next page...*



*Continued from previous page...*

Atom-1	Atom-2	Interatomic distance (Å)	Clash overlap (Å)
1:A:360:VAL:N	1:A:438:THR:O	1.96	0.98
1:A:521:ASN:ND2	1:A:539:SER:HB3	1.76	0.98
1:B:19:ALA:HA	1:B:22:ILE:HB	1.42	0.98
1:B:184:TYR:HA	1:B:187:VAL:HG22	1.45	0.98
1:B:332:LYS:HD2	1:B:334:ARG:HH21	1.28	0.98
1:B:361:TYR:CD2	1:B:414:VAL:HG11	1.98	0.98
1:A:346:THR:CG2	1:A:358:VAL:C	2.31	0.98
1:A:435:ALA:CB	1:A:437:MET:HG3	1.92	0.98
1:B:7:LYS:HD2	1:B:531:GLY:CA	1.92	0.98
1:B:416:ASN:HD21	1:B:673:THR:CG2	1.74	0.98
1:B:519:VAL:HG12	1:B:543:PRO:CB	1.93	0.98
1:A:292:ILE:CG2	1:A:295:GLN:CG	2.40	0.98
1:B:602:TYR:HB3	1:B:701:GLN:CG	1.94	0.98
1:A:215:LYS:O	1:A:215:LYS:NZ	1.95	0.98
1:A:234:THR:HA	1:A:237:PHE:CB	1.91	0.98
1:A:555:ILE:HG12	1:A:556:GLN:H	1.22	0.98
1:B:310:ASP:O	1:B:315:SER:N	1.97	0.98
1:B:416:ASN:HD22	1:B:673:THR:HG21	1.20	0.98
1:B:580:TRP:CH2	1:B:583:ALA:HB2	1.97	0.98
1:A:435:ALA:HB3	1:A:437:MET:CG	1.93	0.98
1:A:553:LYS:HG3	1:A:554:PRO:HD2	1.45	0.98
1:A:609:PHE:O	1:A:613:GLY:N	1.95	0.98
1:A:136:ARG:HB2	1:A:147:HIS:CD2	1.98	0.98
1:A:332:LYS:HE3	1:A:339:THR:CG2	1.93	0.98
1:A:517:TYR:CD2	1:A:520:TRP:CH2	2.50	0.98
1:B:54:TRP:N	1:B:172:TYR:C	2.15	0.98
1:B:67:ALA:HA	1:B:70:PHE:HB2	1.42	0.98
1:B:123:VAL:HA	1:B:164:ILE:CG2	1.93	0.98
1:B:376:VAL:N	1:B:386:PHE:O	1.97	0.98
1:B:674:LEU:HD12	1:B:749:VAL:HG11	1.46	0.98
1:A:60:ASN:C	1:A:156:HIS:CD2	2.11	0.98
1:A:187:VAL:CG1	1:A:247:ASN:CA	2.41	0.98
1:B:216:ALA:HA	1:B:217:LYS:HG3	1.43	0.98
1:B:236:ALA:HA	1:B:239:ARG:CG	1.94	0.98
1:B:245:ASP:HB3	1:B:248:ALA:HB2	1.43	0.98
1:B:274:ARG:HH11	1:B:274:ARG:H	1.00	0.98
1:B:401:LEU:CD2	1:B:404:ILE:HD12	1.93	0.98
1:B:504:SER:N	1:B:517:TYR:O	1.95	0.98
1:B:642:GLU:HB2	1:B:645:ARG:HH12	1.27	0.98
1:A:177:THR:CG2	1:A:447:ARG:NH2	2.27	0.98
1:B:72:GLN:O	1:B:76:ALA:N	1.96	0.98

*Continued on next page...*

*Continued from previous page...*

Atom-1	Atom-2	Interatomic distance (Å)	Clash overlap (Å)
1:B:97:ALA:HA	1:B:234:THR:HG21	1.43	0.98
1:B:132:LEU:HD22	1:B:151:THR:CG2	1.94	0.98
1:B:133:GLU:OE1	1:B:147:HIS:NE2	1.95	0.98
1:B:580:TRP:CE2	1:B:581:HIS:CG	2.51	0.98
1:B:642:GLU:CA	1:B:645:ARG:HH12	1.52	0.98
1:B:647:LEU:HD21	1:B:663:ILE:CB	1.92	0.98
1:A:346:THR:CG2	1:A:359:VAL:CA	2.41	0.98
1:A:630:HIS:HB2	1:A:737:LEU:CD1	1.92	0.98
1:B:37:PRO:HG2	1:B:261:TRP:HZ3	1.26	0.98
1:B:38:LEU:CG	1:B:501:VAL:HB	1.93	0.98
1:B:245:ASP:CB	1:B:248:ALA:HB2	1.94	0.98
1:B:254:LEU:HD21	1:B:297:MET:HB3	1.44	0.98
1:B:378:LEU:HD12	1:B:379:ALA:H	1.26	0.98
1:B:471:LEU:HB2	1:B:476:SER:CA	1.93	0.98
1:B:642:GLU:CG	1:B:645:ARG:NH2	2.27	0.98
1:A:496:ALA:O	1:A:497:HIS:CB	2.09	0.97
1:A:523:ARG:HD3	1:A:524:THR:C	1.83	0.97
1:B:153:PHE:O	1:B:156:HIS:N	1.96	0.97
1:B:294:TYR:CE2	1:B:516:LEU:HD21	1.98	0.97
1:B:317:ILE:HA	1:B:320:TRP:CD1	1.99	0.97
1:B:342:TYR:HD2	1:B:559:GLU:HG2	1.26	0.97
1:A:346:THR:CG2	1:A:438:THR:OG1	2.12	0.97
1:A:347:SER:CB	1:A:554:PRO:HB3	1.93	0.97
1:B:497:HIS:HB3	1:B:549:ILE:HD13	1.42	0.97
1:A:46:ALA:HB3	1:A:334:ARG:HH22	1.28	0.97
1:A:732:LEU:CG	1:A:738:LEU:CD2	2.34	0.97
1:B:288:LEU:CD2	1:B:495:VAL:HG21	1.93	0.97
1:B:471:LEU:CD1	1:B:476:SER:HA	1.93	0.97
1:B:678:ILE:HD13	1:B:725:ILE:HG12	1.47	0.97
1:A:52:LEU:CA	1:A:53:LEU:HD23	1.94	0.97
1:A:115:ASN:O	1:A:116:ARG:HD3	1.64	0.97
1:A:127:PRO:CA	1:A:166:PRO:CB	2.20	0.97
1:A:580:TRP:CD2	1:A:581:HIS:HA	1.99	0.97
1:B:408:PHE:CD1	1:B:413:PHE:HE2	1.73	0.97
1:B:501:VAL:HG11	1:B:518:LEU:CB	1.93	0.97
1:B:522:VAL:N	1:B:539:SER:HB3	1.77	0.97
1:B:602:TYR:HB3	1:B:701:GLN:HG3	1.43	0.97
1:B:642:GLU:HG3	1:B:645:ARG:NH2	1.78	0.97
1:A:110:ILE:C	1:A:112:GLY:H	1.53	0.97
1:A:346:THR:HG22	1:A:360:VAL:N	1.78	0.97
1:A:541:ARG:NE	1:A:542:THR:HA	1.77	0.97

*Continued on next page...*

*Continued from previous page...*

Atom-1	Atom-2	Interatomic distance (Å)	Clash overlap (Å)
1:B:180:TYR:CZ	1:B:492:HIS:ND1	2.33	0.97
1:B:364:TRP:NE1	1:B:628:VAL:HG13	1.77	0.97
1:A:81:SER:C	1:A:85:LEU:HD23	1.85	0.97
1:B:600:LYS:HB2	1:B:602:TYR:CZ	1.99	0.97
1:A:159:SER:CB	1:A:164:ILE:HA	1.93	0.97
1:A:587:PHE:CZ	1:A:621:VAL:HG11	1.72	0.97
1:B:42:ARG:NE	1:B:336:ILE:HA	1.80	0.97
1:B:84:GLU:O	1:B:87:ASN:ND2	1.97	0.97
1:B:92:TYR:CE1	1:B:139:ALA:HB1	1.98	0.97
1:B:246:ALA:O	1:B:250:VAL:HG23	1.64	0.97
1:B:348:ALA:H	1:B:355:PRO:HB3	1.29	0.97
1:B:356:SER:HB2	1:B:435:ALA:CB	1.95	0.97
1:B:506:HIS:HB3	1:B:517:TYR:CE1	1.78	0.97
1:A:132:LEU:HG	1:A:151:THR:HG21	1.47	0.97
1:A:520:TRP:CE3	1:A:545:PRO:HG3	1.98	0.97
1:A:582:GLU:O	1:A:625:LYS:NZ	1.96	0.97
1:A:732:LEU:HG	1:A:738:LEU:CD2	1.95	0.97
1:B:702:MET:SD	1:B:714:LEU:HB2	2.05	0.97
1:A:63:PRO:C	1:A:200:THR:OG1	2.03	0.97
1:A:183:PHE:CE2	1:A:184:TYR:CE1	2.51	0.97
1:A:345:GLN:HB3	1:A:556:GLN:HA	1.46	0.97
1:A:674:LEU:HA	1:A:677:LYS:NZ	1.80	0.97
1:B:156:HIS:CG	1:B:157:VAL:N	2.24	0.97
1:B:202:LEU:HD11	1:B:236:ALA:HB1	1.46	0.97
1:B:208:LYS:HA	1:B:208:LYS:NZ	1.79	0.97
1:B:259:ARG:HA	1:B:269:LEU:CD2	1.95	0.97
1:B:375:PRO:O	1:B:377:LYS:N	1.96	0.97
1:A:44:PHE:CE1	1:A:290:LEU:HD23	1.99	0.96
1:A:51:GLU:CB	1:A:174:VAL:HG21	1.94	0.96
1:A:259:ARG:HB3	1:A:266:PRO:HB3	1.44	0.96
1:A:364:TRP:HZ2	1:A:442:PRO:HG3	1.26	0.96
1:A:448:ASP:CB	1:A:453:ARG:HB2	1.95	0.96
1:A:653:THR:HA	1:A:655:ARG:CG	1.95	0.96
1:B:686:ILE:HG13	1:B:687:GLY:N	1.76	0.96
1:A:59:GLY:HA3	1:A:155:CYS:CB	1.96	0.96
1:A:61:ILE:HG12	1:A:66:TYR:HE2	1.27	0.96
1:A:177:THR:HG23	1:A:447:ARG:HH21	1.14	0.96
1:A:272:SER:N	1:A:276:ARG:HD2	1.78	0.96
1:A:275:LEU:HB3	1:A:276:ARG:CD	1.93	0.96
1:A:342:TYR:HA	1:A:559:GLU:HG2	0.98	0.96
1:A:388:ASP:CG	1:A:389:VAL:H	1.63	0.96

*Continued on next page...*

*Continued from previous page...*

Atom-1	Atom-2	Interatomic distance (Å)	Clash overlap (Å)
1:B:143:HIS:HB3	1:B:145:LEU:CD1	1.95	0.96
1:B:649:ALA:O	1:B:653:THR:HG23	1.62	0.96
1:A:2:PHE:O	1:A:439:LEU:HD11	1.65	0.96
1:A:81:SER:C	1:A:85:LEU:CD2	2.33	0.96
1:A:346:THR:HG21	1:A:358:VAL:O	1.63	0.96
1:A:715:HIS:HD2	1:B:376:VAL:HG11	1.13	0.96
1:B:21:ALA:HB1	1:B:295:GLN:HG3	1.46	0.96
1:B:362:GLU:OE1	1:B:442:PRO:HG3	1.65	0.96
1:A:20:PHE:O	1:A:22:ILE:O	1.82	0.96
1:B:620:ARG:O	1:B:621:VAL:CG1	2.13	0.96
1:B:735:MET:CB	1:B:737:LEU:HD13	1.93	0.96
1:B:152:ASP:OD1	1:B:153:PHE:N	1.96	0.96
1:B:302:GLY:CA	1:B:303:ARG:NH1	2.27	0.96
1:B:401:LEU:HA	1:B:404:ILE:HG13	0.98	0.96
1:B:422:GLU:CG	1:B:426:GLN:HG3	1.96	0.96
1:A:232:ALA:O	1:A:236:ALA:N	1.98	0.96
1:A:528:ILE:HD12	1:A:528:ILE:H	1.27	0.96
1:A:585:THR:HB	1:A:586:GLU:HA	1.47	0.96
1:A:732:LEU:O	1:A:738:LEU:HD21	1.65	0.96
1:B:8:ASP:OD2	1:B:11:GLY:N	1.98	0.96
1:B:245:ASP:CB	1:B:248:ALA:CB	2.44	0.96
1:A:4:LEU:N	1:A:436:GLU:HB2	1.78	0.96
1:A:420:VAL:HG21	1:A:643:ASP:OD2	1.63	0.96
1:B:14:ARG:NH2	1:B:26:LYS:HA	1.80	0.96
1:B:49:THR:HG23	1:B:176:ARG:CG	1.96	0.96
1:B:117:ALA:CB	1:B:222:PRO:HG2	1.96	0.96
1:B:171:VAL:CG1	1:B:577:ILE:HA	1.94	0.96
1:B:633:ILE:CG2	1:B:738:LEU:HD11	1.96	0.96
1:A:99:ASN:CG	1:A:101:GLU:OE1	2.02	0.96
1:A:176:ARG:NH1	1:A:446:GLU:O	1.84	0.96
1:A:448:ASP:HB3	1:A:453:ARG:HB2	1.44	0.96
1:B:54:TRP:H	1:B:172:TYR:C	1.68	0.96
1:B:159:SER:OG	1:B:163:PHE:N	1.98	0.96
1:B:321:PHE:HE1	1:B:322:ILE:O	1.47	0.96
1:B:321:PHE:HE1	1:B:325:MET:HG2	1.17	0.96
1:A:51:GLU:HB3	1:A:174:VAL:HG21	1.48	0.96
1:A:387:LEU:HD11	1:A:577:ILE:CG1	1.94	0.96
1:B:69:LEU:CA	1:B:72:GLN:HB3	1.95	0.96
1:B:351:HIS:HB3	1:B:428:GLY:HA2	1.47	0.96
1:B:471:LEU:HB2	1:B:476:SER:HA	1.48	0.96
1:B:597:ILE:HG21	1:B:714:LEU:N	1.80	0.96

*Continued on next page...*

*Continued from previous page...*

Atom-1	Atom-2	Interatomic distance (Å)	Clash overlap (Å)
1:A:143:HIS:O	1:A:145:LEU:HD12	1.65	0.96
1:B:14:ARG:HH21	1:B:26:LYS:HA	1.29	0.96
1:B:255:THR:CG2	1:B:303:ARG:O	2.14	0.96
1:B:289:ALA:CA	1:B:292:ILE:HD13	1.95	0.96
1:B:292:ILE:HA	1:B:295:GLN:NE2	1.80	0.96
1:B:366:PHE:CE2	1:B:405:GLY:HA2	1.99	0.96
1:B:729:LEU:HD22	1:B:732:LEU:CD1	1.95	0.96
1:B:732:LEU:CD2	1:B:733:GLN:HB2	1.94	0.96
1:A:313:LEU:HA	1:A:315:SER:HB3	1.45	0.95
1:B:417:ARG:NH2	1:B:639:TRP:CG	2.25	0.95
1:B:707:LEU:HD13	1:B:708:ILE:N	1.81	0.95
1:A:119:LYS:CA	1:A:219:ALA:HA	1.95	0.95
1:A:180:TYR:CG	1:A:331:PHE:HB3	2.01	0.95
1:A:346:THR:OG1	1:A:358:VAL:CB	2.14	0.95
1:A:493:TYR:CE2	1:A:549:ILE:HG21	2.01	0.95
1:A:580:TRP:CG	1:A:581:HIS:HA	2.02	0.95
1:A:732:LEU:HD12	1:A:738:LEU:HD22	1.02	0.95
1:B:35:GLN:HG2	1:B:502:VAL:HG23	1.48	0.95
1:B:497:HIS:CG	1:B:549:ILE:HD12	1.75	0.95
1:A:182:ASN:HA	1:A:484:PHE:CE2	2.01	0.95
1:A:597:ILE:CD1	1:A:598:ARG:CD	2.44	0.95
1:B:647:LEU:CD2	1:B:663:ILE:CB	2.43	0.95
1:A:12:SER:HB3	1:A:463:ARG:HH21	1.30	0.95
1:A:258:GLY:HA2	1:A:261:TRP:HE3	1.29	0.95
1:A:587:PHE:HZ	1:A:621:VAL:HG11	0.79	0.95
1:B:125:LYS:H	1:B:165:LEU:HD11	1.29	0.95
1:A:294:TYR:CZ	1:A:516:LEU:HG	2.01	0.95
1:A:566:LEU:HD13	1:A:568:LEU:HG	1.47	0.95
1:A:708:ILE:O	1:A:711:SER:OG	1.85	0.95
1:B:107:THR:HA	1:B:110:ILE:CD1	1.95	0.95
1:A:548:ALA:O	1:A:552:ASN:CA	2.14	0.95
1:A:597:ILE:HG12	1:A:602:TYR:CE1	2.00	0.95
1:B:308:PHE:HZ	1:B:318:ILE:CB	1.74	0.95
1:B:417:ARG:NH2	1:B:639:TRP:CD1	2.34	0.95
1:B:118:ILE:O	1:B:222:PRO:HD3	1.65	0.95
1:B:506:HIS:CA	1:B:517:TYR:OH	2.14	0.95
1:A:173:ARG:HG2	1:A:579:PRO:HG3	1.46	0.95
1:A:195:LEU:HD22	1:A:199:LEU:HG	1.46	0.95
1:A:207:SER:HB2	1:A:228:HIS:CE1	2.01	0.95
1:A:312:GLU:O	1:A:315:SER:OG	1.84	0.95
1:B:111:THR:OG1	1:B:121:ASP:OD1	1.85	0.95

*Continued on next page...*

*Continued from previous page...*

Atom-1	Atom-2	Interatomic distance (Å)	Clash overlap (Å)
1:B:231:ASN:O	1:B:235:THR:OG1	1.83	0.95
1:B:643:ASP:O	1:B:646:THR:OG1	1.85	0.95
1:B:35:GLN:OE1	1:B:504:SER:OG	1.85	0.95
1:B:86:VAL:O	1:B:90:THR:OG1	1.83	0.95
1:B:141:SER:CB	1:B:147:HIS:HB2	1.97	0.95
1:B:252:SER:O	1:B:255:THR:OG1	1.85	0.95
1:B:408:PHE:HE1	1:B:636:TRP:CD1	1.83	0.95
1:A:4:LEU:CD2	1:A:17:THR:HG21	1.95	0.95
1:A:517:TYR:HE2	1:A:520:TRP:CH2	1.73	0.95
1:A:566:LEU:CD1	1:A:568:LEU:N	2.30	0.94
1:A:669:GLN:O	1:A:673:THR:OG1	1.85	0.94
1:A:717:GLY:O	1:A:720:ARG:CB	2.15	0.94
1:B:288:LEU:HD21	1:B:495:VAL:HG21	1.49	0.94
1:A:10:ASN:O	1:A:14:ARG:CB	2.14	0.94
1:B:106:LEU:O	1:B:107:THR:C	2.03	0.94
1:B:302:GLY:HA3	1:B:303:ARG:HH12	1.31	0.94
1:B:606:VAL:HB	1:B:697:ARG:NH2	1.81	0.94
1:B:729:LEU:HA	1:B:732:LEU:CD1	1.96	0.94
1:A:128:PRO:HD3	1:A:166:PRO:O	1.66	0.94
1:B:94:GLN:HB2	1:B:237:PHE:CZ	2.02	0.94
1:B:377:LYS:HA	1:B:385:ARG:HD3	1.47	0.94
1:B:569:ALA:CA	1:B:572:THR:HB	1.96	0.94
1:B:38:LEU:HD11	1:B:502:VAL:HA	1.47	0.94
1:B:113:SER:HB3	1:B:115:ASN:ND2	1.81	0.94
1:A:42:ARG:NH1	1:A:336:ILE:HD11	1.79	0.94
1:A:176:ARG:NH1	1:A:446:GLU:HG2	1.83	0.94
1:A:195:LEU:O	1:A:199:LEU:CB	2.14	0.94
1:A:419:ALA:HA	1:A:421:TYR:CE1	2.01	0.94
1:A:521:ASN:O	1:A:539:SER:OG	1.85	0.94
1:B:9:LEU:HD23	1:B:16:LEU:HB3	1.47	0.94
1:B:119:LYS:HB2	1:B:219:ALA:HB3	1.49	0.94
1:B:308:PHE:CZ	1:B:318:ILE:CD1	2.50	0.94
1:B:321:PHE:CE1	1:B:325:MET:CG	2.51	0.94
1:A:34:LEU:HB3	1:A:504:SER:HB3	1.46	0.94
1:A:408:PHE:HZ	1:A:636:TRP:HZ2	1.08	0.94
1:A:669:GLN:HB2	1:B:123:VAL:HG11	1.47	0.94
1:A:732:LEU:HD11	1:A:738:LEU:HD22	1.47	0.94
1:B:6:VAL:N	1:B:435:ALA:HB3	1.82	0.94
1:B:42:ARG:HE	1:B:336:ILE:HA	1.33	0.94
1:B:125:LYS:H	1:B:165:LEU:CD2	1.80	0.94
1:B:176:ARG:CZ	1:B:446:GLU:HG2	1.98	0.94

*Continued on next page...*

*Continued from previous page...*

Atom-1	Atom-2	Interatomic distance (Å)	Clash overlap (Å)
1:B:232:ALA:O	1:B:239:ARG:NH2	2.00	0.94
1:B:400:THR:HG21	1:B:686:ILE:CG2	1.96	0.94
1:B:467:VAL:HG21	1:B:479:LEU:HD11	0.97	0.94
1:A:103:TRP:O	1:A:107:THR:OG1	1.84	0.94
1:A:404:ILE:HD12	1:A:681:ILE:CG2	1.96	0.94
1:A:408:PHE:CZ	1:A:636:TRP:NE1	2.35	0.94
1:B:126:VAL:N	1:B:127:PRO:HD2	1.82	0.94
1:B:199:LEU:O	1:B:203:SER:N	2.01	0.94
1:B:592:ALA:HA	1:B:726:TRP:CZ2	2.02	0.94
1:B:607:LYS:CB	1:B:609:PHE:CD1	2.41	0.94
1:A:48:MET:O	1:A:50:SER:OG	1.85	0.94
1:A:61:ILE:HG12	1:A:66:TYR:CE2	2.03	0.94
1:A:101:GLU:C	1:A:103:TRP:N	2.19	0.94
1:A:257:LEU:HB3	1:A:261:TRP:CH2	2.02	0.94
1:A:262:SER:O	1:A:263:PRO:C	2.04	0.94
1:A:410:VAL:HG13	1:A:411:SER:N	1.82	0.94
1:A:444:VAL:O	1:A:447:ARG:N	2.00	0.94
1:A:638:SER:O	1:A:641:VAL:HB	1.67	0.94
1:A:678:ILE:HG21	1:A:725:ILE:CD1	1.98	0.94
1:A:683:THR:HG22	1:A:684:THR:H	1.29	0.94
1:B:22:ILE:HG22	1:B:506:HIS:ND1	1.82	0.94
1:B:38:LEU:HD11	1:B:502:VAL:CA	1.97	0.94
1:B:69:LEU:HA	1:B:72:GLN:CB	1.98	0.94
1:A:42:ARG:HG3	1:A:336:ILE:HD12	1.48	0.94
1:A:62:ASP:OD1	1:A:64:VAL:N	2.01	0.94
1:A:445:VAL:CG1	1:A:456:MET:HB3	1.97	0.94
1:A:468:ASP:C	1:A:469:GLU:HG2	1.88	0.94
1:A:617:ARG:HG2	1:A:617:ARG:HH11	1.32	0.94
1:A:732:LEU:O	1:A:738:LEU:CG	2.16	0.94
1:B:94:GLN:HA	1:B:237:PHE:HE2	1.32	0.94
1:B:259:ARG:HG3	1:B:269:LEU:CD2	1.96	0.94
1:B:669:GLN:O	1:B:673:THR:OG1	1.85	0.94
1:A:126:VAL:O	1:A:166:PRO:N	2.01	0.94
1:A:476:SER:HA	1:A:479:LEU:CD1	1.98	0.94
1:A:558:SER:N	1:A:559:GLU:OE1	2.01	0.94
1:B:153:PHE:HZ	1:B:202:LEU:HB3	1.31	0.94
1:B:183:PHE:HE1	1:B:250:VAL:HG12	1.33	0.94
1:B:329:SER:OG	1:B:331:PHE:N	2.00	0.94
1:A:36:LEU:H	1:A:263:PRO:CA	1.80	0.93
1:A:145:LEU:O	1:A:148:HIS:N	2.02	0.93
1:B:321:PHE:HD1	1:B:322:ILE:H	1.00	0.93

*Continued on next page...*



*Continued from previous page...*

Atom-1	Atom-2	Interatomic distance (Å)	Clash overlap (Å)
1:B:358:VAL:HG13	1:B:437:MET:HA	1.48	0.93
1:A:2:PHE:CD2	1:A:459:ILE:HG21	1.84	0.93
1:A:6:VAL:CG2	1:A:434:GLY:HA3	1.98	0.93
1:A:36:LEU:CB	1:A:263:PRO:CA	2.45	0.93
1:A:127:PRO:CB	1:A:130:ALA:HB3	1.98	0.93
1:A:444:VAL:HG23	1:A:445:VAL:N	1.81	0.93
1:A:541:ARG:CD	1:A:542:THR:HA	1.98	0.93
1:B:93:HIS:O	1:B:237:PHE:CG	2.21	0.93
1:A:207:SER:HB2	1:A:228:HIS:HE1	1.32	0.93
1:A:208:LYS:HA	1:A:208:LYS:HE3	1.50	0.93
1:A:445:VAL:HG13	1:A:456:MET:CB	1.98	0.93
1:A:624:LEU:HB2	1:A:626:PRO:HG3	1.51	0.93
1:A:715:HIS:HE1	1:B:378:LEU:HD22	1.23	0.93
1:B:128:PRO:HB3	1:B:131:ILE:CG2	1.99	0.93
1:B:209:MET:O	1:B:213:THR:OG1	1.87	0.93
1:B:342:TYR:HB3	1:B:559:GLU:HB2	1.51	0.93
1:A:24:GLU:C	1:A:26:LYS:HB2	1.88	0.93
1:A:127:PRO:HA	1:A:166:PRO:HB3	0.94	0.93
1:A:732:LEU:HD12	1:A:738:LEU:HD23	1.48	0.93
1:B:93:HIS:CD2	1:B:237:PHE:HD1	1.85	0.93
1:B:112:GLY:O	1:B:113:SER:CB	2.16	0.93
1:B:312:GLU:OE1	1:B:316:THR:OG1	1.85	0.93
1:B:705:ARG:HB3	1:B:707:LEU:CD1	1.98	0.93
1:A:87:ASN:O	1:A:90:THR:OG1	1.85	0.93
1:A:213:THR:CB	1:A:215:LYS:HB3	1.98	0.93
1:A:231:ASN:OD1	1:A:232:ALA:N	2.00	0.93
1:A:258:GLY:O	1:A:262:SER:OG	1.85	0.93
1:A:345:GLN:CB	1:A:556:GLN:HA	1.98	0.93
1:A:540:ILE:HG21	1:A:541:ARG:HH21	1.30	0.93
1:A:671:ALA:HA	1:A:674:LEU:HD11	1.51	0.93
1:B:173:ARG:HD2	1:B:174:VAL:H	1.15	0.93
1:B:310:ASP:N	1:B:314:SER:O	1.99	0.93
1:A:30:SER:O	1:A:31:VAL:HG12	1.69	0.93
1:A:408:PHE:CD1	1:A:636:TRP:NE1	2.21	0.93
1:A:436:GLU:O	1:A:438:THR:N	2.02	0.93
1:A:688:ALA:HA	1:A:691:VAL:HG23	1.50	0.93
1:B:83:ASP:CG	1:B:191:ARG:HD2	1.88	0.93
1:B:102:ILE:CB	1:B:135:LEU:HD11	1.99	0.93
1:B:156:HIS:NE2	1:B:210:LEU:HD21	1.82	0.93
1:B:376:VAL:CG1	1:B:378:LEU:HD21	1.95	0.93
1:A:294:TYR:O	1:A:298:VAL:N	2.01	0.93

*Continued on next page...*



*Continued from previous page...*

Atom-1	Atom-2	Interatomic distance (Å)	Clash overlap (Å)
1:A:307:ILE:HD12	1:A:308:PHE:HD1	1.31	0.93
1:A:352:MET:HE1	1:A:428:GLY:H	1.33	0.93
1:A:414:VAL:O	1:A:418:THR:OG1	1.84	0.93
1:A:648:ALA:HB1	1:A:652:ARG:NH2	1.82	0.93
1:B:225:ILE:O	1:B:229:LEU:N	2.01	0.93
1:B:422:GLU:HG3	1:B:426:GLN:CG	1.99	0.93
1:A:522:VAL:HG23	1:A:523:ARG:H	1.33	0.93
1:B:254:LEU:HD21	1:B:297:MET:CB	1.80	0.93
1:B:260:LEU:HD22	1:B:276:ARG:HH12	1.33	0.93
1:B:316:THR:HG22	1:B:320:TRP:HE1	1.33	0.93
1:B:607:LYS:CA	1:B:609:PHE:HB2	1.99	0.93
1:B:698:ILE:HA	1:B:701:GLN:HB2	1.48	0.93
1:A:4:LEU:HB3	1:A:13:ALA:HB2	1.47	0.93
1:A:40:PHE:CE2	1:A:291:PHE:HB2	2.02	0.93
1:A:107:THR:O	1:A:112:GLY:CA	2.16	0.93
1:A:196:ARG:HD2	1:A:328:VAL:CG1	1.98	0.93
1:A:610:GLU:HA	1:A:613:GLY:HA2	1.49	0.93
1:B:245:ASP:OD2	1:B:248:ALA:HB2	1.67	0.93
1:B:276:ARG:O	1:B:285:ARG:NH2	2.02	0.93
1:B:393:ILE:HG22	1:B:397:MET:HG2	1.51	0.93
1:B:451:LEU:HB3	1:B:453:ARG:HD3	1.47	0.93
1:B:526:LEU:HD23	1:B:527:ARG:H	1.32	0.93
1:A:265:THR:HG23	1:A:267:LYS:CG	1.99	0.93
1:A:345:GLN:HA	1:A:360:VAL:HG12	1.51	0.93
1:B:72:GLN:HG2	1:B:174:VAL:HG12	1.48	0.93
1:B:243:ASN:HD22	1:B:244:PHE:HB2	1.32	0.93
1:B:372:ALA:HB3	1:B:389:VAL:HG23	1.39	0.93
1:B:526:LEU:HD22	1:B:527:ARG:H	0.78	0.93
1:A:37:PRO:CB	1:A:501:VAL:HG23	1.99	0.92
1:B:103:TRP:O	1:B:107:THR:OG1	1.87	0.92
1:B:105:LYS:CA	1:B:108:ALA:HB3	1.98	0.92
1:B:158:LEU:HA	1:B:160:PRO:N	1.84	0.92
1:B:226:SER:HA	1:B:229:LEU:HB3	1.50	0.92
1:A:22:ILE:C	1:A:299:LYS:HD3	1.88	0.92
1:A:86:VAL:HG11	1:A:191:ARG:CG	1.99	0.92
1:A:108:ALA:CA	1:A:112:GLY:HA3	1.99	0.92
1:A:128:PRO:CG	1:A:166:PRO:O	2.17	0.92
1:A:257:LEU:HD22	1:A:288:LEU:CD1	1.98	0.92
1:A:595:VAL:HB	1:A:602:TYR:HB3	1.50	0.92
1:B:16:LEU:HG	1:B:546:LEU:CD1	1.97	0.92
1:B:502:VAL:CG2	1:B:519:VAL:HG22	1.98	0.92

*Continued on next page...*

*Continued from previous page...*

Atom-1	Atom-2	Interatomic distance (Å)	Clash overlap (Å)
1:B:702:MET:HG2	1:B:714:LEU:CD1	1.99	0.92
1:A:187:VAL:CG1	1:A:246:ALA:O	2.10	0.92
1:A:346:THR:HG21	1:A:438:THR:OG1	1.67	0.92
1:A:459:ILE:O	1:A:463:ARG:N	2.03	0.92
1:A:740:ARG:H	1:A:742:GLU:CD	1.71	0.92
1:B:73:TYR:O	1:B:78:GLY:N	2.02	0.92
1:B:221:ALA:HB1	1:B:222:PRO:CD	1.98	0.92
1:B:472:GLU:OE1	1:B:473:ALA:N	2.03	0.92
1:B:693:LEU:HG	1:B:697:ARG:NH1	1.83	0.92
1:A:159:SER:HB2	1:A:164:ILE:HB	0.96	0.92
1:A:417:ARG:NH1	1:A:642:GLU:OE1	2.01	0.92
1:A:741:SER:N	1:A:742:GLU:OE1	2.02	0.92
1:B:93:HIS:O	1:B:237:PHE:CD1	2.22	0.92
1:B:125:LYS:N	1:B:165:LEU:HD21	1.83	0.92
1:A:176:ARG:CZ	1:A:446:GLU:HB3	1.98	0.92
1:A:213:THR:OG1	1:A:215:LYS:NZ	2.03	0.92
1:A:334:ARG:HG3	1:A:335:PRO:N	1.84	0.92
1:B:444:VAL:HG12	1:B:486:TYR:CD1	2.05	0.92
1:B:551:TYR:O	1:B:552:ASN:OD1	1.88	0.92
1:A:127:PRO:HB2	1:A:130:ALA:HB3	1.52	0.92
1:A:134:GLN:O	1:A:137:THR:OG1	1.85	0.92
1:A:337:ASN:HD21	1:A:496:ALA:HB1	1.35	0.92
1:A:566:LEU:HD12	1:A:567:ASP:N	1.85	0.92
1:B:66:TYR:O	1:B:69:LEU:N	2.03	0.92
1:B:183:PHE:CE2	1:B:184:TYR:CE1	2.57	0.92
1:B:415:LYS:HE3	1:B:416:ASN:CA	2.00	0.92
1:A:386:PHE:CE1	1:A:576:HIS:HB3	2.05	0.92
1:B:530:VAL:HB	1:B:551:TYR:CZ	2.03	0.92
1:B:595:VAL:HG22	1:B:714:LEU:HD22	1.52	0.92
1:A:2:PHE:O	1:A:3:ASN:ND2	2.03	0.92
1:A:310:ASP:CB	1:A:313:LEU:HD13	2.00	0.92
1:A:541:ARG:CZ	1:A:542:THR:HA	2.00	0.92
1:A:636:TRP:CD2	1:A:640:PHE:CZ	2.58	0.92
1:A:715:HIS:CD2	1:B:388:ASP:OD2	2.23	0.92
1:B:38:LEU:O	1:B:39:GLN:HG2	1.68	0.92
1:B:125:LYS:N	1:B:165:LEU:HD11	1.85	0.92
1:A:663:ILE:O	1:A:667:ARG:N	2.03	0.92
1:B:13:ALA:CB	1:B:16:LEU:HD22	2.00	0.92
1:B:19:ALA:HB1	1:B:24:GLU:HB3	0.95	0.92
1:B:45:SER:OG	1:B:179:THR:O	1.87	0.92
1:B:183:PHE:HZ	1:B:301:ARG:HH12	1.17	0.92

*Continued on next page...*

*Continued from previous page...*

Atom-1	Atom-2	Interatomic distance (Å)	Clash overlap (Å)
1:B:362:GLU:HA	1:B:441:PHE:HA	1.49	0.92
1:A:173:ARG:NH1	1:A:173:ARG:HB2	1.85	0.92
1:A:303:ARG:HH12	1:A:513:GLN:HG3	1.34	0.92
1:B:16:LEU:CG	1:B:546:LEU:HD11	2.00	0.91
1:B:44:PHE:CZ	1:B:333:LEU:HD22	2.05	0.91
1:B:102:ILE:HG22	1:B:138:LEU:HD12	1.51	0.91
1:B:209:MET:HG3	1:B:225:ILE:HG21	1.52	0.91
1:B:209:MET:HG3	1:B:225:ILE:CG2	2.00	0.91
1:B:668:MET:SD	1:B:671:ALA:HB3	2.09	0.91
1:A:105:LYS:NZ	1:A:134:GLN:O	2.00	0.91
1:A:503:VAL:CG1	1:A:518:LEU:HA	2.00	0.91
1:B:156:HIS:CD2	1:B:210:LEU:CD2	2.54	0.91
1:B:190:VAL:CG1	1:B:323:GLU:HB3	2.00	0.91
1:B:414:VAL:O	1:B:418:THR:OG1	1.88	0.91
1:A:101:GLU:O	1:A:104:ARG:HG2	1.69	0.91
1:A:345:GLN:HB3	1:A:556:GLN:HE21	1.34	0.91
1:A:715:HIS:NE2	1:B:376:VAL:HG12	1.84	0.91
1:B:70:PHE:CD1	1:B:85:LEU:HD11	2.05	0.91
1:B:132:LEU:CD2	1:B:151:THR:HG23	1.99	0.91
1:B:481:ARG:HA	1:B:484:PHE:HD2	1.35	0.91
1:B:637:TYR:HA	1:B:640:PHE:HD2	1.33	0.91
1:A:213:THR:CB	1:A:215:LYS:HD3	2.00	0.91
1:B:3:ASN:CB	1:B:436:GLU:HG2	1.99	0.91
1:B:401:LEU:CD2	1:B:404:ILE:CD1	2.47	0.91
1:B:666:ARG:HA	1:B:669:GLN:NE2	1.84	0.91
1:A:36:LEU:HG	1:A:263:PRO:HA	1.45	0.91
1:A:40:PHE:CD2	1:A:291:PHE:CB	2.51	0.91
1:A:128:PRO:CD	1:A:166:PRO:O	2.19	0.91
1:A:352:MET:SD	1:A:427:ARG:HA	2.09	0.91
1:B:360:VAL:HG23	1:B:439:LEU:HA	1.49	0.91
1:B:597:ILE:HD12	1:B:713:ASP:OD2	1.66	0.91
1:A:20:PHE:O	1:A:22:ILE:N	2.04	0.91
1:A:99:ASN:OD1	1:A:101:GLU:CD	2.07	0.91
1:A:637:TYR:OH	1:A:745:ALA:HB3	1.70	0.91
1:B:47:SER:OG	1:B:332:LYS:NZ	2.04	0.91
1:B:202:LEU:HD11	1:B:236:ALA:CB	1.99	0.91
1:B:303:ARG:HG3	1:B:303:ARG:HH11	1.34	0.91
1:B:630:HIS:O	1:B:634:GLN:NE2	2.03	0.91
1:A:275:LEU:CB	1:A:276:ARG:HD3	1.97	0.91
1:A:349:ILE:HG13	1:A:350:ASP:H	1.35	0.91
1:A:751:GLY:O	1:A:754:ASN:O	1.88	0.91

*Continued on next page...*

*Continued from previous page...*

Atom-1	Atom-2	Interatomic distance (Å)	Clash overlap (Å)
1:B:45:SER:O	1:B:334:ARG:NH2	2.04	0.91
1:B:132:LEU:HD11	1:B:150:THR:HB	1.53	0.91
1:B:260:LEU:HD12	1:B:261:TRP:NE1	1.85	0.91
1:B:350:ASP:CA	1:B:427:ARG:O	2.19	0.91
1:B:354:GLN:CG	1:B:528:ILE:HG21	2.00	0.91
1:A:39:GLN:O	1:A:39:GLN:NE2	2.04	0.91
1:A:100:PRO:O	1:A:103:TRP:HB2	1.70	0.91
1:A:195:LEU:HD22	1:A:199:LEU:CG	2.01	0.91
1:A:503:VAL:HG23	1:A:519:VAL:HB	1.51	0.91
1:A:717:GLY:O	1:A:720:ARG:CA	2.18	0.91
1:B:205:VAL:HG21	1:B:232:ALA:HB1	1.52	0.91
1:B:677:LYS:N	1:B:677:LYS:HE3	1.85	0.91
1:A:40:PHE:CD2	1:A:288:LEU:O	2.24	0.91
1:A:187:VAL:CG1	1:A:247:ASN:HA	1.98	0.91
1:A:205:VAL:HG21	1:A:239:ARG:NH2	1.86	0.91
1:A:306:VAL:HG11	1:A:309:SER:HB2	1.52	0.91
1:A:361:TYR:HD2	1:A:362:GLU:H	1.05	0.91
1:A:732:LEU:O	1:A:738:LEU:CD2	2.18	0.91
1:B:44:PHE:CD1	1:B:333:LEU:HA	2.06	0.91
1:B:607:LYS:HB2	1:B:609:PHE:CD1	2.06	0.91
1:B:642:GLU:CG	1:B:645:ARG:HH22	1.82	0.91
1:A:16:LEU:HD21	1:A:462:LEU:HB3	1.50	0.91
1:A:184:TYR:O	1:A:187:VAL:N	2.04	0.91
1:A:190:VAL:HG11	1:A:249:VAL:HG21	1.50	0.91
1:A:517:TYR:CD2	1:A:520:TRP:CE2	2.57	0.91
1:B:244:PHE:HZ	1:B:318:ILE:HA	1.30	0.91
1:B:590:GLU:HB2	1:B:607:LYS:CD	2.00	0.91
1:A:462:LEU:HD11	1:A:483:MET:CG	2.01	0.90
1:A:535:ILE:HD11	1:A:540:ILE:CA	1.99	0.90
1:B:5:LYS:C	1:B:435:ALA:HB3	1.92	0.90
1:B:535:ILE:O	1:B:536:GLU:HB2	1.70	0.90
1:B:535:ILE:HG21	1:B:539:SER:N	1.86	0.90
1:A:1:GLY:O	1:A:3:ASN:ND2	2.04	0.90
1:A:40:PHE:HD2	1:A:291:PHE:HB2	1.18	0.90
1:A:177:THR:OG1	1:A:447:ARG:NH2	2.02	0.90
1:A:283:GLN:O	1:A:286:SER:OG	1.87	0.90
1:A:448:ASP:HB2	1:A:455:PRO:CD	2.00	0.90
1:A:758:MET:HB3	1:A:759:VAL:HA	1.52	0.90
1:B:97:ALA:CA	1:B:234:THR:HG21	2.00	0.90
1:B:128:PRO:CB	1:B:131:ILE:HG22	2.00	0.90
1:B:340:THR:O	1:B:342:TYR:CE2	2.24	0.90

*Continued on next page...*

*Continued from previous page...*

Atom-1	Atom-2	Interatomic distance (Å)	Clash overlap (Å)
1:A:287:ASN:HD21	1:A:290:LEU:HD11	1.37	0.90
1:A:630:HIS:CA	1:A:737:LEU:CG	2.47	0.90
1:A:735:MET:HE3	1:A:737:LEU:HB2	1.52	0.90
1:A:750:LEU:HD12	1:A:751:GLY:N	1.86	0.90
1:B:6:VAL:HG21	1:B:530:VAL:HA	1.53	0.90
1:B:373:PHE:CE2	1:B:583:ALA:CB	2.46	0.90
1:B:668:MET:HA	1:B:671:ALA:CB	2.00	0.90
1:A:128:PRO:N	1:A:129:THR:HB	1.87	0.90
1:A:128:PRO:CA	1:A:166:PRO:CB	2.48	0.90
1:A:169:ALA:C	1:A:575:ILE:HG21	1.90	0.90
1:A:278:THR:HG21	1:A:281:ILE:CG2	2.01	0.90
1:A:527:ARG:NH1	1:A:528:ILE:HD12	1.85	0.90
1:B:260:LEU:HG	1:B:285:ARG:HB3	1.51	0.90
1:B:288:LEU:HD13	1:B:495:VAL:CG1	2.02	0.90
1:B:462:LEU:HD13	1:B:463:ARG:N	1.85	0.90
1:B:522:VAL:HB	1:B:540:ILE:CG1	2.01	0.90
1:A:61:ILE:CB	1:A:156:HIS:HD2	1.79	0.90
1:A:128:PRO:CA	1:A:166:PRO:HB2	2.01	0.90
1:A:373:PHE:HE2	1:A:387:LEU:HD22	1.37	0.90
1:A:653:THR:CA	1:A:655:ARG:CG	2.42	0.90
1:B:3:ASN:ND2	1:B:436:GLU:OE2	2.04	0.90
1:B:38:LEU:HD11	1:B:502:VAL:N	1.86	0.90
1:B:540:ILE:HD11	1:B:551:TYR:O	1.72	0.90
1:B:633:ILE:HG23	1:B:738:LEU:HD11	1.53	0.90
1:A:18:GLN:CA	1:A:21:ALA:HB2	2.00	0.90
1:A:52:LEU:HD13	1:A:53:LEU:H	1.37	0.90
1:A:349:ILE:HG12	1:A:354:GLN:C	1.91	0.90
1:A:581:HIS:O	1:A:583:ALA:N	2.04	0.90
1:B:371:THR:OG1	1:B:623:ILE:HG12	1.71	0.90
1:B:695:GLN:O	1:B:699:VAL:N	2.04	0.90
1:A:73:TYR:CE2	1:A:143:HIS:CB	2.54	0.90
1:A:81:SER:O	1:A:85:LEU:CD2	2.19	0.90
1:A:262:SER:HB3	1:A:516:LEU:HD21	1.52	0.90
1:A:660:LYS:HG3	1:A:661:LEU:HD13	1.54	0.90
1:B:82:VAL:O	1:B:85:LEU:N	2.05	0.90
1:B:338:GLU:OE1	1:B:339:THR:N	2.04	0.90
1:A:127:PRO:C	1:A:166:PRO:HB2	1.89	0.90
1:A:669:GLN:HB2	1:B:123:VAL:CG1	2.02	0.90
1:A:715:HIS:NE2	1:B:376:VAL:CG1	2.34	0.90
1:A:729:LEU:HA	1:A:732:LEU:HD23	1.52	0.90
1:B:18:GLN:OE1	1:B:518:LEU:HD12	1.71	0.90

*Continued on next page...*

*Continued from previous page...*

Atom-1	Atom-2	Interatomic distance (Å)	Clash overlap (Å)
1:B:408:PHE:O	1:B:632:ILE:HD11	1.70	0.90
1:A:310:ASP:HB3	1:A:313:LEU:HD13	1.53	0.90
1:A:548:ALA:HA	1:A:551:TYR:HB2	1.50	0.90
1:B:23:GLY:HA2	1:B:299:LYS:NZ	1.86	0.90
1:B:51:GLU:OE1	1:B:565:VAL:N	2.05	0.90
1:B:176:ARG:NH2	1:B:447:ARG:HA	1.86	0.90
1:B:180:TYR:CZ	1:B:492:HIS:CE1	2.60	0.90
1:B:427:ARG:N	1:B:428:GLY:HA3	1.84	0.90
1:B:610:GLU:O	1:B:612:LEU:N	2.05	0.90
1:B:642:GLU:HG2	1:B:645:ARG:CZ	2.02	0.90
1:A:187:VAL:HG13	1:A:247:ASN:N	1.81	0.90
1:B:183:PHE:HE2	1:B:184:TYR:CE1	1.90	0.90
1:B:360:VAL:CG2	1:B:439:LEU:HA	2.01	0.90
1:B:361:TYR:CE1	1:B:441:PHE:CE2	2.52	0.90
1:B:525:GLU:OE1	1:B:525:GLU:N	2.05	0.90
1:A:173:ARG:HB2	1:A:173:ARG:HH11	1.34	0.89
1:B:294:TYR:CE1	1:B:298:VAL:HG21	2.07	0.89
1:B:313:LEU:HA	1:B:316:THR:HB	1.54	0.89
1:A:345:GLN:CD	1:A:346:THR:N	2.23	0.89
1:A:540:ILE:HG22	1:A:541:ARG:HH21	1.33	0.89
1:A:630:HIS:CB	1:A:737:LEU:CD1	2.49	0.89
1:B:343:ILE:HD11	1:B:493:TYR:CE1	2.07	0.89
1:A:189:CYS:HB3	1:A:323:GLU:CD	1.92	0.89
1:A:344:GLY:HA3	1:A:361:TYR:H	1.35	0.89
1:B:30:SER:OG	1:B:543:PRO:HG3	1.73	0.89
1:B:125:LYS:HA	1:B:128:PRO:HD3	1.52	0.89
1:B:205:VAL:HG21	1:B:232:ALA:CB	2.01	0.89
1:B:365:GLN:NE2	1:B:365:GLN:HA	1.86	0.89
1:A:292:ILE:HG23	1:A:295:GLN:CG	2.00	0.89
1:A:533:ASN:HD21	1:A:541:ARG:CZ	1.85	0.89
1:A:716:VAL:CG2	1:B:378:LEU:HD13	2.03	0.89
1:B:103:TRP:O	1:B:107:THR:N	2.04	0.89
1:B:580:TRP:CH2	1:B:581:HIS:NE2	2.39	0.89
1:A:108:ALA:HA	1:A:112:GLY:CA	2.01	0.89
1:A:187:VAL:HG11	1:A:247:ASN:HA	1.54	0.89
1:A:276:ARG:HB3	1:A:281:ILE:HG12	1.53	0.89
1:A:338:GLU:OE1	1:A:338:GLU:N	2.05	0.89
1:B:371:THR:O	1:B:623:ILE:CB	2.20	0.89
1:B:497:HIS:HB2	1:B:549:ILE:HD11	0.91	0.89
1:B:575:ILE:CA	1:B:576:HIS:HB2	2.02	0.89
1:B:729:LEU:CA	1:B:732:LEU:HB3	2.02	0.89

*Continued on next page...*

*Continued from previous page...*

Atom-1	Atom-2	Interatomic distance (Å)	Clash overlap (Å)
1:A:527:ARG:HA	1:A:527:ARG:NH1	1.88	0.89
1:A:675:LEU:HD13	1:A:721:HIS:CD2	2.07	0.89
1:B:71:PHE:CE2	1:B:329:SER:HA	2.08	0.89
1:A:281:ILE:HD12	1:A:282:ASP:N	1.87	0.89
1:A:507:GLN:N	1:A:507:GLN:OE1	2.05	0.89
1:A:654:SER:OG	1:A:659:GLU:OE1	1.89	0.89
1:B:41:THR:OG1	1:B:287:ASN:ND2	2.05	0.89
1:B:184:TYR:HA	1:B:187:VAL:CG2	2.03	0.89
1:B:501:VAL:HA	1:B:520:TRP:CD1	2.08	0.89
1:B:729:LEU:HD22	1:B:732:LEU:HD13	1.54	0.89
1:A:358:VAL:O	1:A:438:THR:OG1	1.89	0.89
1:A:503:VAL:HG11	1:A:518:LEU:CA	2.02	0.89
1:B:403:PRO:O	1:B:406:ASN:CB	2.21	0.89
1:A:257:LEU:HD13	1:A:261:TRP:CH2	2.07	0.89
1:A:268:GLU:CD	1:A:269:LEU:HG	1.92	0.89
1:B:9:LEU:CD2	1:B:16:LEU:HB3	2.02	0.89
1:A:754:ASN:HB3	1:A:755:ALA:C	1.93	0.89
1:B:695:GLN:HA	1:B:698:ILE:HG13	1.53	0.89
1:A:39:GLN:CG	1:A:499:PRO:HB3	2.03	0.88
1:A:99:ASN:CG	1:A:101:GLU:CD	2.32	0.88
1:A:129:THR:O	1:A:132:LEU:CB	2.20	0.88
1:A:268:GLU:OE1	1:A:269:LEU:N	2.04	0.88
1:A:346:THR:CB	1:A:358:VAL:HA	2.02	0.88
1:B:56:VAL:HB	1:B:148:HIS:NE2	1.88	0.88
1:B:366:PHE:CA	1:B:563:ALA:HB2	2.03	0.88
1:B:376:VAL:O	1:B:378:LEU:CG	2.21	0.88
1:B:583:ALA:HA	1:B:624:LEU:HB2	1.53	0.88
1:B:597:ILE:CD1	1:B:713:ASP:CG	2.41	0.88
1:A:51:GLU:C	1:A:174:VAL:HG11	1.93	0.88
1:A:213:THR:HG1	1:A:215:LYS:NZ	1.71	0.88
1:B:40:PHE:CZ	1:B:495:VAL:HG12	2.08	0.88
1:B:105:LYS:HA	1:B:108:ALA:CB	2.03	0.88
1:B:308:PHE:CE2	1:B:318:ILE:CD1	2.55	0.88
1:A:60:ASN:CA	1:A:156:HIS:CG	2.55	0.88
1:A:101:GLU:CB	1:A:104:ARG:CD	2.48	0.88
1:A:159:SER:CB	1:A:164:ILE:CA	2.46	0.88
1:A:234:THR:CA	1:A:237:PHE:CB	2.50	0.88
1:A:653:THR:C	1:A:655:ARG:HB2	1.92	0.88
1:B:37:PRO:HG2	1:B:261:TRP:CH2	2.07	0.88
1:B:260:LEU:HD12	1:B:261:TRP:HD1	1.05	0.88
1:B:569:ALA:HA	1:B:572:THR:CB	2.03	0.88

*Continued on next page...*



*Continued from previous page...*

Atom-1	Atom-2	Interatomic distance (Å)	Clash overlap (Å)
1:A:89:PHE:CD2	1:A:146:PHE:HD2	1.92	0.88
1:A:126:VAL:O	1:A:166:PRO:CA	2.20	0.88
1:B:38:LEU:HD21	1:B:501:VAL:N	1.87	0.88
1:B:127:PRO:HA	1:B:130:ALA:HB3	1.56	0.88
1:B:215:LYS:N	1:B:220:LEU:HD13	1.87	0.88
1:B:235:THR:HB	1:B:239:ARG:NH2	1.88	0.88
1:B:356:SER:O	1:B:436:GLU:N	2.04	0.88
1:B:729:LEU:HA	1:B:732:LEU:HB3	1.55	0.88
1:A:52:LEU:HA	1:A:53:LEU:HD23	1.56	0.88
1:A:145:LEU:O	1:A:149:ILE:N	2.04	0.88
1:A:182:ASN:HA	1:A:484:PHE:HE2	1.38	0.88
1:A:281:ILE:HD12	1:A:282:ASP:CA	2.03	0.88
1:A:688:ALA:HA	1:A:691:VAL:CG2	2.04	0.88
1:B:190:VAL:HG13	1:B:323:GLU:HG3	1.53	0.88
1:B:205:VAL:HG11	1:B:232:ALA:CB	2.03	0.88
1:B:358:VAL:HG21	1:B:438:THR:CB	2.03	0.88
1:A:2:PHE:CE1	1:A:459:ILE:CG2	2.57	0.88
1:A:5:LYS:HB3	1:A:433:ASN:ND2	1.89	0.88
1:A:498:ASN:O	1:A:498:ASN:ND2	2.06	0.88
1:B:408:PHE:CZ	1:B:633:ILE:HD11	2.08	0.88
1:B:501:VAL:CG1	1:B:518:LEU:CB	2.48	0.88
1:B:723:ILE:HD12	1:B:726:TRP:HD1	1.36	0.88
1:A:38:LEU:HD23	1:A:39:GLN:N	1.88	0.88
1:A:117:ALA:O	1:A:118:ILE:HG22	1.73	0.88
1:A:428:GLY:N	1:A:429:THR:HA	1.87	0.88
1:A:540:ILE:CG2	1:A:541:ARG:NH2	2.37	0.88
1:B:456:MET:CA	1:B:459:ILE:HD12	2.02	0.88
1:B:501:VAL:HA	1:B:520:TRP:HD1	1.37	0.88
1:B:705:ARG:CB	1:B:708:ILE:HG13	2.04	0.88
1:B:729:LEU:CA	1:B:732:LEU:HD13	2.03	0.88
1:A:25:LEU:HG	1:A:26:LYS:NZ	1.88	0.88
1:A:248:ALA:O	1:A:251:SER:OG	1.91	0.88
1:B:527:ARG:HG3	1:B:534:ALA:O	1.72	0.88
1:B:587:PHE:CA	1:B:622:ARG:HD3	2.03	0.88
1:A:2:PHE:CE1	1:A:459:ILE:HG21	2.07	0.88
1:A:477:ASN:O	1:A:480:LYS:NZ	2.07	0.88
1:A:630:HIS:CG	1:A:737:LEU:HD11	2.09	0.88
1:B:220:LEU:HD23	1:B:224:LEU:HD13	1.56	0.88
1:B:502:VAL:O	1:B:518:LEU:HA	1.73	0.88
1:B:693:LEU:HG	1:B:697:ARG:HH12	1.38	0.88
1:A:272:SER:N	1:A:276:ARG:CZ	2.37	0.88

*Continued on next page...*



*Continued from previous page...*

Atom-1	Atom-2	Interatomic distance (Å)	Clash overlap (Å)
1:A:713:ASP:O	1:A:714:LEU:CB	2.21	0.88
1:B:13:ALA:HB3	1:B:16:LEU:HD22	1.54	0.88
1:B:126:VAL:HG13	1:B:127:PRO:HD3	1.56	0.88
1:B:146:PHE:O	1:B:150:THR:OG1	1.90	0.88
1:B:208:LYS:HA	1:B:208:LYS:CE	2.00	0.88
1:B:308:PHE:CZ	1:B:318:ILE:CG1	2.53	0.88
1:B:371:THR:CA	1:B:623:ILE:HG12	2.04	0.88
1:B:371:THR:H	1:B:623:ILE:CG1	1.86	0.88
1:B:372:ALA:CB	1:B:389:VAL:CG2	2.42	0.88
1:B:693:LEU:O	1:B:697:ARG:NH1	2.07	0.88
1:A:34:LEU:HD23	1:A:504:SER:HB2	1.56	0.87
1:A:108:ALA:HA	1:A:112:GLY:C	1.95	0.87
1:A:580:TRP:CH2	1:A:581:HIS:CE1	2.62	0.87
1:B:236:ALA:HA	1:B:239:ARG:CD	2.05	0.87
1:B:267:LYS:HZ3	1:B:268:GLU:H	1.22	0.87
1:B:302:GLY:HA3	1:B:303:ARG:NH1	1.86	0.87
1:B:403:PRO:HA	1:B:406:ASN:ND2	1.88	0.87
1:B:471:LEU:HD12	1:B:479:LEU:HD22	1.55	0.87
1:A:2:PHE:HZ	1:A:486:TYR:CZ	1.91	0.87
1:A:201:ALA:HA	1:A:204:SER:HB3	1.55	0.87
1:B:22:ILE:HG21	1:B:517:TYR:CE1	2.09	0.87
1:B:373:PHE:CD2	1:B:583:ALA:CA	2.39	0.87
1:A:271:PRO:HB3	1:A:276:ARG:NH1	1.87	0.87
1:A:544:GLU:HG2	1:A:547:GLU:CD	1.95	0.87
1:A:595:VAL:HG11	1:A:698:ILE:CD1	2.05	0.87
1:B:144:GLU:O	1:B:147:HIS:N	2.07	0.87
1:A:6:VAL:CA	1:A:9:LEU:HD13	2.04	0.87
1:A:10:ASN:C	1:A:14:ARG:HB2	1.95	0.87
1:A:441:PHE:CB	1:A:443:SER:OG	2.22	0.87
1:A:459:ILE:O	1:A:462:LEU:N	2.06	0.87
1:B:41:THR:OG1	1:B:43:THR:OG1	1.63	0.87
1:B:42:ARG:CZ	1:B:42:ARG:HB2	2.02	0.87
1:B:127:PRO:O	1:B:131:ILE:N	2.08	0.87
1:B:349:ILE:HD13	1:B:353:GLY:CA	2.03	0.87
1:B:401:LEU:HD13	1:B:737:LEU:HD11	1.54	0.87
1:B:593:TYR:OH	1:B:722:ARG:HG3	1.75	0.87
1:A:46:ALA:CB	1:A:334:ARG:HH22	1.88	0.87
1:A:232:ALA:CA	1:A:235:THR:HB	2.03	0.87
1:A:497:HIS:CD2	1:A:549:ILE:HD13	2.09	0.87
1:B:79:ALA:CB	1:B:80:LEU:HD23	2.05	0.87
1:B:102:ILE:HG13	1:B:103:TRP:CE3	2.10	0.87

*Continued on next page...*

*Continued from previous page...*

Atom-1	Atom-2	Interatomic distance (Å)	Clash overlap (Å)
1:B:362:GLU:OE2	1:B:635:MET:HE1	1.72	0.87
1:B:590:GLU:HB2	1:B:607:LYS:HD2	1.57	0.87
1:A:35:GLN:HB2	1:A:263:PRO:HB2	1.55	0.87
1:A:223:ALA:HB3	1:A:227:GLN:HG3	1.54	0.87
1:A:532:TYR:CE2	1:A:533:ASN:HB3	2.09	0.87
1:B:386:PHE:CE1	1:B:576:HIS:N	2.17	0.87
1:B:597:ILE:CG1	1:B:714:LEU:HA	2.05	0.87
1:B:623:ILE:HG23	1:B:625:LYS:CG	2.04	0.87
1:B:623:ILE:O	1:B:625:LYS:N	2.08	0.87
1:B:681:ILE:CB	1:B:731:VAL:HG11	2.05	0.87
1:A:540:ILE:HG13	1:A:551:TYR:CZ	2.09	0.87
1:B:449:TYR:CE2	1:B:630:HIS:HB3	2.09	0.87
1:B:501:VAL:HG22	1:B:520:TRP:CD1	2.09	0.87
1:A:126:VAL:O	1:A:166:PRO:HB3	1.73	0.87
1:A:189:CYS:C	1:A:323:GLU:HG3	1.95	0.87
1:A:396:ARG:HE	1:A:612:LEU:CD1	1.88	0.87
1:B:316:THR:HG22	1:B:320:TRP:NE1	1.87	0.87
1:B:363:ASP:HB3	1:B:441:PHE:HB3	1.56	0.87
1:B:377:LYS:CG	1:B:385:ARG:NH1	2.36	0.87
1:B:660:LYS:O	1:B:663:ILE:HG13	1.73	0.87
1:A:4:LEU:O	1:A:436:GLU:N	2.08	0.87
1:A:12:SER:CB	1:A:463:ARG:HH21	1.88	0.87
1:A:117:ALA:N	1:A:220:LEU:CD1	1.99	0.87
1:A:147:HIS:O	1:A:151:THR:CG2	2.21	0.87
1:A:435:ALA:N	1:A:437:MET:HE3	1.87	0.87
1:A:523:ARG:NH2	1:A:525:GLU:HA	1.90	0.87
1:A:535:ILE:CD1	1:A:540:ILE:HA	2.02	0.87
1:A:548:ALA:O	1:A:552:ASN:CB	2.21	0.87
1:A:590:GLU:CD	1:A:608:GLU:CD	2.31	0.87
1:A:684:THR:HG23	1:A:685:GLY:O	1.74	0.87
1:A:720:ARG:O	1:A:723:ILE:HG22	1.75	0.87
1:A:742:GLU:OE1	1:A:742:GLU:N	2.08	0.87
1:B:88:GLN:HE22	1:B:143:HIS:CD2	1.93	0.87
1:B:112:GLY:O	1:B:113:SER:HB2	1.73	0.87
1:B:245:ASP:OD2	1:B:248:ALA:N	2.08	0.87
1:B:384:GLN:HA	1:B:577:ILE:CG2	2.04	0.87
1:B:635:MET:O	1:B:638:SER:OG	1.92	0.87
1:B:655:ARG:HA	1:B:655:ARG:NE	1.88	0.87
1:A:36:LEU:CG	1:A:263:PRO:CA	2.47	0.86
1:A:42:ARG:CA	1:A:289:ALA:HB1	1.89	0.86
1:A:101:GLU:HB2	1:A:104:ARG:CD	2.03	0.86

*Continued on next page...*

*Continued from previous page...*

Atom-1	Atom-2	Interatomic distance (Å)	Clash overlap (Å)
1:A:235:THR:O	1:A:239:ARG:HG3	1.75	0.86
1:A:294:TYR:HE1	1:A:515:SER:HA	1.39	0.86
1:A:521:ASN:OD1	1:A:541:ARG:HA	1.75	0.86
1:A:747:THR:HA	1:A:750:LEU:HD21	1.56	0.86
1:B:47:SER:HB3	1:B:332:LYS:HE2	1.57	0.86
1:B:195:LEU:O	1:B:198:MET:HB3	1.73	0.86
1:B:666:ARG:HA	1:B:669:GLN:CD	1.95	0.86
1:A:6:VAL:HG11	1:A:531:GLY:H	1.36	0.86
1:A:180:TYR:HB3	1:A:331:PHE:HA	1.57	0.86
1:A:195:LEU:HD22	1:A:199:LEU:CD1	2.05	0.86
1:A:213:THR:HG1	1:A:215:LYS:HB3	1.38	0.86
1:A:268:GLU:OE2	1:A:269:LEU:HD12	1.73	0.86
1:A:421:TYR:CD1	1:A:422:GLU:N	2.42	0.86
1:A:520:TRP:CG	1:A:545:PRO:HG3	2.08	0.86
1:A:636:TRP:CH2	1:A:640:PHE:HE2	1.58	0.86
1:A:754:ASN:HB3	1:A:756:LEU:N	1.90	0.86
1:B:190:VAL:HG13	1:B:323:GLU:CB	2.04	0.86
1:B:501:VAL:HG13	1:B:520:TRP:CD1	2.10	0.86
1:A:298:VAL:CG2	1:A:515:SER:HB3	2.06	0.86
1:A:352:MET:N	1:A:353:GLY:CA	2.38	0.86
1:A:544:GLU:HG3	1:A:547:GLU:H	1.40	0.86
1:A:549:ILE:HD13	1:A:552:ASN:ND2	1.90	0.86
1:B:323:GLU:OE1	1:B:323:GLU:N	2.08	0.86
1:B:571:HIS:HA	1:B:574:SER:CB	2.05	0.86
1:B:594:SER:HB3	1:B:603:THR:N	1.88	0.86
1:B:673:THR:HG22	1:B:677:LYS:NZ	1.90	0.86
1:A:36:LEU:HB2	1:A:263:PRO:CA	2.03	0.86
1:A:502:VAL:HG22	1:A:503:VAL:O	1.73	0.86
1:A:8:ASP:O	1:A:12:SER:N	2.06	0.86
1:A:186:LEU:H	1:A:186:LEU:HD12	1.40	0.86
1:A:201:ALA:HA	1:A:204:SER:CB	2.05	0.86
1:A:272:SER:H	1:A:276:ARG:CZ	1.88	0.86
1:A:298:VAL:HG21	1:A:515:SER:CB	2.05	0.86
1:B:200:THR:HG23	1:B:201:ALA:H	1.39	0.86
1:A:30:SER:HB3	1:A:506:HIS:NE2	1.90	0.86
1:A:187:VAL:O	1:A:190:VAL:HG23	1.76	0.86
1:A:233:ALA:O	1:A:236:ALA:CB	2.21	0.86
1:B:130:ALA:O	1:B:133:GLU:HB3	1.76	0.86
1:B:308:PHE:CE2	1:B:318:ILE:HD13	2.10	0.86
1:B:575:ILE:HA	1:B:576:HIS:HB2	1.55	0.86
1:B:597:ILE:HG13	1:B:714:LEU:CA	2.05	0.86

*Continued on next page...*

*Continued from previous page...*

Atom-1	Atom-2	Interatomic distance (Å)	Clash overlap (Å)
1:B:607:LYS:C	1:B:609:PHE:CB	2.38	0.86
1:A:498:ASN:HB3	1:A:522:VAL:CG1	2.06	0.86
1:A:627:THR:OG1	1:A:628:VAL:N	2.08	0.86
1:A:694:ALA:HB2	1:A:726:TRP:CE3	2.09	0.86
1:B:397:MET:O	1:B:401:LEU:HG	1.75	0.86
1:B:568:LEU:O	1:B:572:THR:N	2.06	0.86
1:B:590:GLU:HA	1:B:607:LYS:HB3	1.58	0.86
1:B:684:THR:OG1	1:B:731:VAL:CG2	2.22	0.86
1:B:729:LEU:C	1:B:732:LEU:HB3	1.96	0.86
1:A:40:PHE:CE1	1:A:289:ALA:CB	2.39	0.86
1:A:259:ARG:CB	1:A:266:PRO:HB3	2.05	0.86
1:A:349:ILE:HD12	1:A:357:HIS:H	1.41	0.86
1:A:544:GLU:CG	1:A:547:GLU:H	1.89	0.86
1:B:44:PHE:CD1	1:B:333:LEU:HD22	2.11	0.86
1:B:183:PHE:HE2	1:B:184:TYR:HE1	1.18	0.86
1:B:356:SER:HB2	1:B:435:ALA:CA	2.06	0.86
1:B:364:TRP:HB3	1:B:410:VAL:HG11	1.58	0.86
1:A:73:TYR:O	1:A:77:GLY:N	2.08	0.86
1:A:86:VAL:CB	1:A:191:ARG:HG2	2.06	0.86
1:A:160:PRO:CB	1:A:208:LYS:HD3	2.05	0.86
1:B:45:SER:CB	1:B:180:TYR:HA	2.06	0.86
1:B:226:SER:CA	1:B:229:LEU:HB3	2.00	0.86
1:B:284:LEU:HD21	1:B:290:LEU:CD2	2.04	0.86
1:B:623:ILE:HD13	1:B:624:LEU:O	1.75	0.86
1:A:2:PHE:O	1:A:439:LEU:CD1	2.24	0.86
1:A:61:ILE:HG21	1:A:156:HIS:HD2	1.41	0.86
1:B:86:VAL:HG21	1:B:191:ARG:HG3	1.55	0.86
1:B:233:ALA:O	1:B:237:PHE:N	2.08	0.86
1:B:288:LEU:HD13	1:B:495:VAL:HG13	1.58	0.86
1:B:364:TRP:HA	1:B:364:TRP:CE3	2.11	0.86
1:B:408:PHE:HD1	1:B:413:PHE:CE2	1.80	0.86
1:B:437:MET:CE	1:B:550:ALA:HA	2.06	0.86
1:B:460:ALA:O	1:B:464:THR:HG22	1.76	0.86
1:B:745:ALA:HA	1:B:748:LYS:HD3	1.58	0.86
1:A:106:LEU:HD11	1:A:135:LEU:CD2	2.05	0.85
1:A:352:MET:SD	1:A:429:THR:OG1	2.34	0.85
1:A:365:GLN:H	1:A:562:GLN:CA	1.89	0.85
1:A:366:PHE:HZ	1:A:632:ILE:HG13	1.40	0.85
1:A:517:TYR:HE2	1:A:520:TRP:CE2	1.87	0.85
1:A:668:MET:O	1:A:672:VAL:HG23	1.74	0.85
1:B:164:ILE:HG23	1:B:165:LEU:H	1.41	0.85

*Continued on next page...*

*Continued from previous page...*

Atom-1	Atom-2	Interatomic distance (Å)	Clash overlap (Å)
1:B:317:ILE:HG23	1:B:320:TRP:CH2	2.11	0.85
1:B:366:PHE:HA	1:B:563:ALA:CB	2.06	0.85
1:B:600:LYS:HE3	1:B:707:LEU:HD21	1.57	0.85
1:B:675:LEU:O	1:B:678:ILE:HG13	1.75	0.85
1:B:702:MET:CG	1:B:714:LEU:CD1	2.53	0.85
1:A:24:GLU:HA	1:A:26:LYS:HE2	1.57	0.85
1:A:211:GLN:HG3	1:A:214:PHE:HD2	1.39	0.85
1:A:433:ASN:HB3	1:A:434:GLY:HA3	1.57	0.85
1:A:585:THR:HA	1:A:622:ARG:CZ	2.06	0.85
1:A:630:HIS:HA	1:A:737:LEU:CD1	2.06	0.85
1:B:14:ARG:NE	1:B:26:LYS:HD2	1.89	0.85
1:B:48:MET:HA	1:B:179:THR:CG2	2.05	0.85
1:B:117:ALA:HB1	1:B:222:PRO:HG2	1.58	0.85
1:B:156:HIS:NE2	1:B:157:VAL:CG2	2.25	0.85
1:B:186:LEU:O	1:B:190:VAL:HG22	1.76	0.85
1:B:568:LEU:HD12	1:B:572:THR:HG1	1.03	0.85
1:A:128:PRO:HB2	1:A:168:ALA:HB2	1.58	0.85
1:A:181:PRO:HB2	1:A:484:PHE:CE1	2.12	0.85
1:A:346:THR:HG1	1:A:358:VAL:HA	1.40	0.85
1:A:501:VAL:CB	1:A:518:LEU:HD12	2.06	0.85
1:B:43:THR:H	1:B:334:ARG:HB3	1.39	0.85
1:B:61:ILE:HD11	1:B:156:HIS:C	1.95	0.85
1:B:104:ARG:O	1:B:108:ALA:N	2.09	0.85
1:B:119:LYS:NZ	1:B:217:LYS:HB3	1.92	0.85
1:B:188:ASP:O	1:B:191:ARG:N	2.09	0.85
1:B:477:ASN:HA	1:B:480:LYS:HG3	1.56	0.85
1:A:36:LEU:N	1:A:263:PRO:CB	2.26	0.85
1:A:649:ALA:HA	1:A:652:ARG:HH11	1.39	0.85
1:B:222:PRO:CA	1:B:224:LEU:HG	2.03	0.85
1:B:544:GLU:O	1:B:547:GLU:HB2	1.76	0.85
1:A:31:VAL:CG1	1:A:32:GLY:H	1.83	0.85
1:A:630:HIS:CB	1:A:737:LEU:HD11	2.07	0.85
1:A:674:LEU:HA	1:A:677:LYS:CE	2.06	0.85
1:B:346:THR:OG1	1:B:359:VAL:HG21	1.75	0.85
1:B:347:SER:O	1:B:421:TYR:OH	1.93	0.85
1:A:116:ARG:C	1:A:220:LEU:CD1	2.26	0.85
1:A:126:VAL:O	1:A:166:PRO:CB	2.25	0.85
1:A:173:ARG:HG2	1:A:579:PRO:CG	2.05	0.85
1:B:13:ALA:HA	1:B:463:ARG:HA	1.56	0.85
1:B:272:SER:OG	1:B:275:LEU:N	2.07	0.85
1:A:176:ARG:NE	1:A:447:ARG:HD3	1.91	0.85

*Continued on next page...*

*Continued from previous page...*

Atom-1	Atom-2	Interatomic distance (Å)	Clash overlap (Å)
1:A:313:LEU:HA	1:A:315:SER:CB	2.06	0.85
1:A:461:ALA:O	1:A:465:GLY:N	2.09	0.85
1:A:572:THR:HA	1:A:575:ILE:O	1.77	0.85
1:B:118:ILE:H	1:B:222:PRO:CG	1.89	0.85
1:B:349:ILE:HD12	1:B:351:HIS:H	1.39	0.85
1:B:535:ILE:HG12	1:B:539:SER:C	1.97	0.85
1:A:3:ASN:ND2	1:A:439:LEU:HD11	1.90	0.85
1:A:173:ARG:CD	1:A:579:PRO:HB3	2.07	0.85
1:A:262:SER:HB3	1:A:516:LEU:CD2	2.05	0.85
1:A:272:SER:C	1:A:276:ARG:HE	1.80	0.85
1:A:422:GLU:HG3	1:B:116:ARG:HG2	1.59	0.85
1:A:717:GLY:O	1:A:720:ARG:HB3	1.75	0.85
1:B:264:SER:OG	1:B:266:PRO:HD2	1.76	0.85
1:A:59:GLY:O	1:A:61:ILE:HB	1.75	0.85
1:A:119:LYS:HB2	1:A:119:LYS:NZ	1.91	0.85
1:A:187:VAL:HA	1:A:190:VAL:CG2	2.06	0.85
1:A:553:LYS:HA	1:A:553:LYS:NZ	1.91	0.85
1:A:557:PRO:HB2	1:A:559:GLU:HB2	1.59	0.85
1:B:4:LEU:HD22	1:B:9:LEU:HA	1.56	0.85
1:B:96:THR:HG22	1:B:234:THR:HG22	1.59	0.85
1:B:373:PHE:HD2	1:B:583:ALA:HB1	1.08	0.85
1:B:705:ARG:HB2	1:B:708:ILE:CG1	2.05	0.85
1:A:60:ASN:CA	1:A:156:HIS:ND1	2.36	0.85
1:A:106:LEU:HD21	1:A:135:LEU:HD21	1.58	0.85
1:A:144:GLU:OE1	1:A:145:LEU:HG	1.76	0.85
1:A:294:TYR:OH	1:A:515:SER:N	2.10	0.85
1:B:118:ILE:HG12	1:B:119:LYS:N	1.91	0.85
1:B:176:ARG:NH1	1:B:446:GLU:HG2	1.92	0.85
1:B:182:ASN:O	1:B:186:LEU:HD12	1.77	0.85
1:B:222:PRO:HA	1:B:224:LEU:CG	2.05	0.85
1:B:451:LEU:HB3	1:B:453:ARG:CD	2.05	0.85
1:B:501:VAL:HA	1:B:519:VAL:O	1.77	0.85
1:B:597:ILE:CB	1:B:714:LEU:HD23	2.02	0.85
1:B:686:ILE:O	1:B:687:GLY:C	2.14	0.85
1:A:2:PHE:C	1:A:3:ASN:ND2	2.28	0.84
1:A:439:LEU:HD23	1:A:439:LEU:H	1.42	0.84
1:A:553:LYS:HA	1:A:553:LYS:CE	2.07	0.84
1:B:182:ASN:HB2	1:B:484:PHE:CD1	2.12	0.84
1:B:312:GLU:CD	1:B:313:LEU:HD23	1.97	0.84
1:B:642:GLU:O	1:B:645:ARG:HG2	1.76	0.84
1:B:732:LEU:HD23	1:B:733:GLN:N	1.91	0.84

*Continued on next page...*

*Continued from previous page...*

Atom-1	Atom-2	Interatomic distance (Å)	Clash overlap (Å)
1:A:128:PRO:CB	1:A:166:PRO:O	2.25	0.84
1:A:527:ARG:HH22	1:A:528:ILE:HD13	1.42	0.84
1:A:593:TYR:CD1	1:A:604:ALA:HB3	2.11	0.84
1:B:23:GLY:O	1:B:25:LEU:HD13	1.76	0.84
1:B:491:MET:O	1:B:495:VAL:N	2.08	0.84
1:B:534:ALA:N	1:B:535:ILE:HA	1.90	0.84
1:B:600:LYS:HB2	1:B:602:TYR:CE1	2.10	0.84
1:A:82:VAL:O	1:A:85:LEU:N	2.09	0.84
1:A:119:LYS:O	1:A:219:ALA:N	2.09	0.84
1:A:592:ALA:HA	1:A:605:GLU:HA	1.60	0.84
1:B:614:LEU:HD11	1:B:615:GLY:O	1.77	0.84
1:A:24:GLU:HG3	1:A:26:LYS:CG	2.07	0.84
1:A:553:LYS:CG	1:A:554:PRO:HD2	2.07	0.84
1:A:572:THR:O	1:A:574:SER:N	2.10	0.84
1:B:125:LYS:H	1:B:165:LEU:HD21	1.40	0.84
1:B:659:GLU:O	1:B:663:ILE:HG23	1.77	0.84
1:B:705:ARG:CB	1:B:707:LEU:CD1	2.54	0.84
1:A:282:ASP:CG	1:A:283:GLN:H	1.79	0.84
1:A:377:LYS:HA	1:A:385:ARG:HA	1.58	0.84
1:B:314:SER:HA	1:B:316:THR:N	1.92	0.84
1:B:607:LYS:HB2	1:B:608:GLU:O	1.76	0.84
1:A:185:ALA:HA	1:A:188:ASP:OD2	1.77	0.84
1:B:94:GLN:N	1:B:237:PHE:CE2	2.40	0.84
1:B:267:LYS:O	1:B:267:LYS:HD2	1.78	0.84
1:B:552:ASN:HA	1:B:553:LYS:CE	2.06	0.84
1:B:694:ALA:O	1:B:698:ILE:CG1	2.24	0.84
1:A:101:GLU:CA	1:A:104:ARG:HD3	2.05	0.84
1:A:493:TYR:CZ	1:A:549:ILE:HG21	2.12	0.84
1:B:24:GLU:OE2	1:B:27:ASN:N	2.08	0.84
1:B:114:SER:CB	1:B:117:ALA:HB2	2.07	0.84
1:B:724:ARG:HB2	1:B:724:ARG:NH1	1.92	0.84
1:B:724:ARG:O	1:B:727:ALA:HB3	1.78	0.84
1:A:36:LEU:N	1:A:502:VAL:HG21	1.91	0.84
1:A:106:LEU:CD1	1:A:135:LEU:HD22	2.07	0.84
1:B:93:HIS:CA	1:B:237:PHE:CE1	2.60	0.84
1:B:125:LYS:HA	1:B:128:PRO:CD	2.06	0.84
1:B:354:GLN:HB3	1:B:528:ILE:CB	2.07	0.84
1:B:358:VAL:HG21	1:B:438:THR:N	1.93	0.84
1:B:528:ILE:O	1:B:530:VAL:HG13	1.76	0.84
1:B:600:LYS:HG3	1:B:708:ILE:HG22	1.60	0.84
1:A:193:SER:HA	1:A:196:ARG:CB	2.05	0.84

*Continued on next page...*



*Continued from previous page...*

Atom-1	Atom-2	Interatomic distance (Å)	Clash overlap (Å)
1:A:549:ILE:CD1	1:A:552:ASN:ND2	2.39	0.84
1:B:49:THR:CG2	1:B:176:ARG:HG3	2.07	0.84
1:B:356:SER:HB2	1:B:435:ALA:HA	1.58	0.84
1:B:597:ILE:O	1:B:599:ASN:N	2.10	0.84
1:B:674:LEU:O	1:B:678:ILE:HG23	1.77	0.84
1:A:245:ASP:HB2	1:A:249:VAL:N	1.93	0.84
1:A:258:GLY:HA2	1:A:261:TRP:CE3	2.13	0.84
1:A:616:GLN:N	1:A:616:GLN:HE21	1.74	0.84
1:B:92:TYR:CE2	1:B:146:PHE:CD1	2.65	0.84
1:B:360:VAL:HG22	1:B:438:THR:O	1.76	0.84
1:B:377:LYS:HB2	1:B:385:ARG:CZ	2.06	0.84
1:A:41:THR:O	1:A:42:ARG:NH1	2.11	0.83
1:A:107:THR:OG1	1:A:226:SER:OG	1.95	0.83
1:A:208:LYS:HA	1:A:208:LYS:CE	2.05	0.83
1:A:303:ARG:CZ	1:A:303:ARG:HA	2.08	0.83
1:A:649:ALA:HA	1:A:652:ARG:CG	2.07	0.83
1:B:292:ILE:H	1:B:292:ILE:HD12	1.43	0.83
1:B:521:ASN:C	1:B:539:SER:HB3	1.95	0.83
1:A:36:LEU:N	1:A:263:PRO:HA	1.93	0.83
1:A:129:THR:O	1:A:132:LEU:CA	2.25	0.83
1:A:617:ARG:HD3	1:A:618:ARG:N	1.92	0.83
1:A:644:ASP:OD1	1:A:645:ARG:HG2	1.78	0.83
1:B:57:GLY:H	1:B:58:LYS:HZ3	1.26	0.83
1:B:101:GLU:O	1:B:105:LYS:HD2	1.78	0.83
1:B:190:VAL:HG13	1:B:323:GLU:HB3	1.59	0.83
1:B:193:SER:O	1:B:196:ARG:HB3	1.77	0.83
1:B:699:VAL:CA	1:B:702:MET:HB2	2.07	0.83
1:A:338:GLU:HA	1:A:341:SER:CB	2.09	0.83
1:A:357:HIS:O	1:A:358:VAL:HG23	1.77	0.83
1:A:417:ARG:CZ	1:A:642:GLU:OE1	2.25	0.83
1:A:476:SER:O	1:A:478:ASP:N	2.11	0.83
1:A:636:TRP:CZ3	1:A:640:PHE:CG	2.66	0.83
1:B:173:ARG:O	1:B:174:VAL:HG13	1.77	0.83
1:B:407:THR:HG21	1:B:408:PHE:HE2	1.36	0.83
1:B:408:PHE:HB3	1:B:632:ILE:HG12	1.60	0.83
1:B:623:ILE:O	1:B:624:LEU:C	2.12	0.83
1:A:18:GLN:NE2	1:A:18:GLN:O	2.12	0.83
1:A:128:PRO:CD	1:A:166:PRO:CB	2.51	0.83
1:A:602:TYR:HA	1:A:701:GLN:OE1	1.78	0.83
1:B:260:LEU:CG	1:B:285:ARG:HB3	2.09	0.83
1:B:445:VAL:HG21	1:B:635:MET:SD	2.19	0.83

*Continued on next page...*



*Continued from previous page...*

Atom-1	Atom-2	Interatomic distance (Å)	Clash overlap (Å)
1:A:128:PRO:HA	1:A:166:PRO:CB	2.06	0.83
1:A:211:GLN:HG3	1:A:214:PHE:CD2	2.14	0.83
1:A:374:THR:CG2	1:A:390:GLU:HG3	2.07	0.83
1:A:556:GLN:CD	1:A:557:PRO:HD2	1.98	0.83
1:B:53:LEU:HB2	1:B:173:ARG:HB2	1.57	0.83
1:B:126:VAL:HG12	1:B:127:PRO:CD	2.08	0.83
1:B:215:LYS:HA	1:B:215:LYS:HZ3	1.42	0.83
1:B:245:ASP:CG	1:B:248:ALA:HB2	1.98	0.83
1:B:371:THR:H	1:B:623:ILE:CD1	1.92	0.83
1:B:501:VAL:HG12	1:B:518:LEU:HB3	1.61	0.83
1:A:4:LEU:HB3	1:A:13:ALA:HB3	1.57	0.83
1:A:344:GLY:O	1:A:360:VAL:CG2	2.26	0.83
1:A:349:ILE:HD11	1:A:356:SER:N	1.92	0.83
1:B:44:PHE:CD1	1:B:333:LEU:HD13	2.12	0.83
1:B:455:PRO:HB2	1:B:459:ILE:HD11	1.59	0.83
1:B:481:ARG:HA	1:B:484:PHE:CD2	2.14	0.83
1:B:491:MET:HA	1:B:491:MET:CE	2.09	0.83
1:A:100:PRO:HG2	1:A:101:GLU:N	1.94	0.83
1:A:109:TYR:O	1:A:110:ILE:HD12	1.78	0.83
1:A:475:ALA:O	1:A:478:ASP:N	2.09	0.83
1:A:533:ASN:HD21	1:A:541:ARG:NH2	1.76	0.83
1:A:676:ARG:HA	1:A:679:GLU:HG2	1.60	0.83
1:B:183:PHE:O	1:B:186:LEU:N	2.12	0.83
1:B:677:LYS:O	1:B:681:ILE:HG13	1.77	0.83
1:A:38:LEU:HD23	1:A:39:GLN:C	1.98	0.83
1:A:44:PHE:CB	1:A:333:LEU:HD22	2.08	0.83
1:A:281:ILE:HD12	1:A:282:ASP:HA	1.59	0.83
1:B:102:ILE:HB	1:B:135:LEU:CD1	2.07	0.83
1:B:235:THR:HB	1:B:239:ARG:CZ	2.09	0.83
1:A:355:PRO:O	1:A:356:SER:OG	1.95	0.83
1:A:492:HIS:ND1	1:A:495:VAL:HG21	1.94	0.83
1:B:62:ASP:OD1	1:B:64:VAL:HG22	1.79	0.83
1:B:245:ASP:OD2	1:B:248:ALA:CA	2.27	0.83
1:B:358:VAL:HG11	1:B:438:THR:N	1.94	0.83
1:A:351:HIS:NE2	1:B:116:ARG:NH2	2.27	0.83
1:A:649:ALA:HA	1:A:652:ARG:HG2	1.60	0.83
1:A:744:GLU:O	1:A:747:THR:HG22	1.79	0.83
1:B:176:ARG:NE	1:B:176:ARG:O	2.12	0.83
1:B:284:LEU:HD11	1:B:290:LEU:HD22	1.61	0.83
1:B:307:ILE:HG22	1:B:309:SER:O	1.79	0.83
1:B:317:ILE:HG12	1:B:320:TRP:CE2	2.14	0.83

*Continued on next page...*

*Continued from previous page...*

Atom-1	Atom-2	Interatomic distance (Å)	Clash overlap (Å)
1:B:362:GLU:CD	1:B:635:MET:HE1	1.99	0.83
1:B:723:ILE:HD12	1:B:726:TRP:CD1	2.14	0.83
1:B:740:ARG:CG	1:B:741:SER:N	2.41	0.83
1:A:82:VAL:CA	1:A:85:LEU:HD23	2.07	0.82
1:A:422:GLU:CD	1:B:116:ARG:HG2	1.99	0.82
1:A:549:ILE:HD13	1:A:552:ASN:HD21	1.42	0.82
1:A:756:LEU:HG	1:A:756:LEU:O	1.79	0.82
1:B:235:THR:O	1:B:239:ARG:HG3	1.78	0.82
1:B:257:LEU:HD23	1:B:294:TYR:HB2	1.60	0.82
1:B:321:PHE:CD1	1:B:325:MET:CG	2.61	0.82
1:B:506:HIS:HA	1:B:507:GLN:HB3	1.59	0.82
1:A:388:ASP:CG	1:A:389:VAL:N	2.33	0.82
1:A:548:ALA:CA	1:A:551:TYR:HB2	2.09	0.82
1:A:643:ASP:O	1:A:646:THR:OG1	1.95	0.82
1:B:53:LEU:HD21	1:B:571:HIS:HE1	1.00	0.82
1:B:61:ILE:HD11	1:B:156:HIS:CA	2.08	0.82
1:B:560:VAL:HG23	1:B:562:GLN:N	1.93	0.82
1:B:568:LEU:O	1:B:571:HIS:N	2.12	0.82
1:B:630:HIS:CG	1:B:634:GLN:HE22	1.97	0.82
1:A:40:PHE:CE2	1:A:291:PHE:CB	2.62	0.82
1:A:56:VAL:HG13	1:A:66:TYR:CE1	2.13	0.82
1:A:234:THR:CA	1:A:237:PHE:HB3	2.08	0.82
1:B:280:GLY:O	1:B:283:GLN:NE2	2.11	0.82
1:B:404:ILE:HD12	1:B:737:LEU:HD21	1.61	0.82
1:B:453:ARG:HH11	1:B:453:ARG:N	1.78	0.82
1:B:614:LEU:HD13	1:B:615:GLY:H	0.74	0.82
1:B:628:VAL:O	1:B:631:ALA:HB3	1.79	0.82
1:A:73:TYR:CZ	1:A:143:HIS:CB	2.62	0.82
1:A:422:GLU:CG	1:B:116:ARG:HG2	2.08	0.82
1:A:520:TRP:HB3	1:A:542:THR:HG22	1.60	0.82
1:A:556:GLN:HA	1:A:556:GLN:HE21	1.44	0.82
1:B:275:LEU:HD23	1:B:278:THR:CB	2.09	0.82
1:B:372:ALA:O	1:B:373:PHE:HD1	1.62	0.82
1:B:570:ASN:HD22	1:B:571:HIS:CD2	1.98	0.82
1:B:661:LEU:HD23	1:B:662:ALA:N	1.94	0.82
1:A:89:PHE:CD2	1:A:146:PHE:CD2	2.66	0.82
1:A:493:TYR:CD1	1:A:549:ILE:HD12	2.15	0.82
1:A:623:ILE:HG23	1:A:624:LEU:O	1.80	0.82
1:B:216:ALA:HA	1:B:217:LYS:CG	2.09	0.82
1:B:302:GLY:C	1:B:303:ARG:NH1	2.33	0.82
1:B:526:LEU:HD23	1:B:527:ARG:CD	2.06	0.82

*Continued on next page...*

*Continued from previous page...*

Atom-1	Atom-2	Interatomic distance (Å)	Clash overlap (Å)
1:B:686:ILE:HG13	1:B:687:GLY:H	1.41	0.82
1:A:278:THR:OG1	1:A:281:ILE:N	2.12	0.82
1:A:350:ASP:N	1:A:353:GLY:O	2.13	0.82
1:A:414:VAL:HA	1:A:639:TRP:HZ3	1.44	0.82
1:A:455:PRO:HA	1:A:458:ALA:HB2	1.61	0.82
1:A:502:VAL:HA	1:A:503:VAL:CB	2.05	0.82
1:A:540:ILE:HG22	1:A:541:ARG:NH2	1.92	0.82
1:B:70:PHE:HA	1:B:85:LEU:HD11	1.62	0.82
1:B:103:TRP:CD2	1:B:230:ALA:HB3	2.14	0.82
1:B:314:SER:HA	1:B:316:THR:H	1.44	0.82
1:B:358:VAL:CG1	1:B:438:THR:H	1.93	0.82
1:B:732:LEU:HD23	1:B:733:GLN:CB	2.09	0.82
1:A:313:LEU:HG	1:A:317:ILE:HG23	1.61	0.82
1:B:274:ARG:H	1:B:274:ARG:NH1	1.77	0.82
1:B:288:LEU:HD21	1:B:292:ILE:HD11	1.61	0.82
1:B:404:ILE:CD1	1:B:735:MET:HG3	2.10	0.82
1:A:81:SER:O	1:A:84:GLU:HB2	1.78	0.82
1:A:288:LEU:O	1:A:291:PHE:N	2.13	0.82
1:A:329:SER:O	1:A:331:PHE:N	2.13	0.82
1:A:383:ASN:OD1	1:A:384:GLN:N	2.12	0.82
1:A:519:VAL:HG22	1:A:541:ARG:O	1.78	0.82
1:B:51:GLU:OE1	1:B:564:LYS:HB3	1.78	0.82
1:B:187:VAL:O	1:B:190:VAL:HG23	1.79	0.82
1:B:314:SER:CB	1:B:317:ILE:H	1.92	0.82
1:B:354:GLN:HB3	1:B:528:ILE:HB	1.60	0.82
1:B:364:TRP:HA	1:B:364:TRP:HE3	1.44	0.82
1:A:213:THR:OG1	1:A:215:LYS:HB3	1.79	0.82
1:A:624:LEU:HD12	1:A:626:PRO:HG3	1.60	0.82
1:A:653:THR:HA	1:A:655:ARG:HG2	1.58	0.82
1:B:125:LYS:HD2	1:B:163:PHE:CE1	2.14	0.82
1:B:126:VAL:CG1	1:B:127:PRO:CD	2.58	0.82
1:B:173:ARG:HG3	1:B:566:LEU:CD1	2.09	0.82
1:B:317:ILE:HG12	1:B:320:TRP:NE1	1.94	0.82
1:B:459:ILE:O	1:B:463:ARG:HG3	1.78	0.82
1:A:18:GLN:HA	1:A:21:ALA:CB	2.08	0.82
1:A:51:GLU:CA	1:A:174:VAL:HG21	2.10	0.82
1:A:128:PRO:HA	1:A:166:PRO:HG3	1.59	0.82
1:A:589:TYR:HE2	1:A:591:ASP:CB	1.93	0.82
1:B:44:PHE:HE1	1:B:332:LYS:C	1.83	0.82
1:B:216:ALA:HB1	1:B:217:LYS:C	2.00	0.82
1:B:651:ARG:CZ	1:B:660:LYS:HG2	2.09	0.82

*Continued on next page...*

*Continued from previous page...*

Atom-1	Atom-2	Interatomic distance (Å)	Clash overlap (Å)
1:B:733:GLN:NE2	1:B:738:LEU:O	2.13	0.82
1:A:189:CYS:O	1:A:193:SER:OG	1.97	0.81
1:A:544:GLU:OE1	1:A:546:LEU:N	2.13	0.81
1:B:54:TRP:HA	1:B:54:TRP:HE3	1.40	0.81
1:B:245:ASP:OD2	1:B:248:ALA:CB	2.29	0.81
1:B:581:HIS:CD2	1:B:582:GLU:H	1.97	0.81
1:B:623:ILE:CD1	1:B:625:LYS:CA	2.58	0.81
1:A:698:ILE:O	1:A:702:MET:HE3	1.78	0.81
1:A:729:LEU:CD1	1:A:733:GLN:CG	1.91	0.81
1:B:131:ILE:HG13	1:B:134:GLN:HG2	1.61	0.81
1:B:317:ILE:HA	1:B:320:TRP:CG	2.15	0.81
1:B:317:ILE:HG23	1:B:320:TRP:CZ3	2.15	0.81
1:B:451:LEU:O	1:B:453:ARG:NH1	2.13	0.81
1:B:477:ASN:OD1	1:B:480:LYS:HB2	1.79	0.81
1:A:6:VAL:HA	1:A:9:LEU:CD1	2.08	0.81
1:A:40:PHE:HB3	1:A:288:LEU:HB3	1.62	0.81
1:A:44:PHE:HB2	1:A:333:LEU:HD22	1.61	0.81
1:A:53:LEU:HA	1:A:172:TYR:O	1.81	0.81
1:A:104:ARG:HB3	1:A:104:ARG:NH1	1.96	0.81
1:A:232:ALA:C	1:A:236:ALA:H	1.83	0.81
1:A:250:VAL:CB	1:A:253:VAL:HG13	2.07	0.81
1:A:272:SER:C	1:A:276:ARG:NE	2.34	0.81
1:A:272:SER:HB2	1:A:275:LEU:HD13	1.61	0.81
1:A:307:ILE:HD12	1:A:308:PHE:CD1	2.15	0.81
1:A:365:GLN:N	1:A:562:GLN:HA	1.92	0.81
1:A:366:PHE:CZ	1:A:632:ILE:HG13	2.16	0.81
1:A:510:ALA:CB	1:A:511:ALA:HB2	2.11	0.81
1:A:541:ARG:HD2	1:A:542:THR:HA	1.61	0.81
1:A:553:LYS:HG3	1:A:554:PRO:CD	2.11	0.81
1:B:52:LEU:O	1:B:174:VAL:N	2.13	0.81
1:B:55:GLU:OE1	1:B:169:ALA:HB1	1.80	0.81
1:B:686:ILE:O	1:B:688:ALA:N	2.11	0.81
1:B:712:SER:OG	1:B:715:HIS:N	2.13	0.81
1:A:314:SER:HB2	1:A:318:ILE:C	2.00	0.81
1:A:436:GLU:CD	1:A:439:LEU:HD13	2.01	0.81
1:A:630:HIS:HA	1:A:737:LEU:HG	1.62	0.81
1:B:128:PRO:CA	1:B:131:ILE:HG22	2.09	0.81
1:B:582:GLU:OE1	1:B:624:LEU:CD1	2.28	0.81
1:B:642:GLU:CG	1:B:645:ARG:NH1	2.43	0.81
1:A:99:ASN:CG	1:A:101:GLU:OE2	2.19	0.81
1:A:177:THR:HG22	1:A:178:ALA:H	1.44	0.81

*Continued on next page...*

*Continued from previous page...*

Atom-1	Atom-2	Interatomic distance (Å)	Clash overlap (Å)
1:A:293:ALA:HA	1:A:296:ASP:OD2	1.81	0.81
1:A:454:ASP:O	1:A:457:VAL:HG12	1.80	0.81
1:B:156:HIS:NE2	1:B:210:LEU:HD22	1.91	0.81
1:B:243:ASN:ND2	1:B:244:PHE:HB2	1.95	0.81
1:B:535:ILE:HD13	1:B:540:ILE:HA	1.62	0.81
1:B:580:TRP:HH2	1:B:583:ALA:HB2	1.40	0.81
1:A:15:GLY:HA2	1:A:20:PHE:HD2	1.46	0.81
1:A:232:ALA:O	1:A:236:ALA:HB2	1.80	0.81
1:A:365:GLN:CG	1:A:367:ALA:H	1.93	0.81
1:B:36:LEU:H	1:B:36:LEU:HD12	1.46	0.81
1:B:89:PHE:CD1	1:B:146:PHE:CD2	2.68	0.81
1:A:10:ASN:OD1	1:A:14:ARG:HG2	1.80	0.81
1:A:128:PRO:HB3	1:A:166:PRO:O	1.81	0.81
1:A:477:ASN:O	1:A:480:LYS:HB3	1.81	0.81
1:A:729:LEU:HD21	1:A:738:LEU:CD1	2.10	0.81
1:A:736:GLY:O	1:A:737:LEU:HD22	1.81	0.81
1:B:45:SER:CA	1:B:181:PRO:HD3	2.10	0.81
1:B:58:LYS:NZ	1:B:66:TYR:OH	2.11	0.81
1:B:109:TYR:CZ	1:B:131:ILE:HG12	2.14	0.81
1:B:173:ARG:CD	1:B:174:VAL:N	2.40	0.81
1:B:357:HIS:NE2	1:B:420:VAL:HG21	1.96	0.81
1:B:600:LYS:CE	1:B:707:LEU:HD21	2.10	0.81
1:B:693:LEU:HG	1:B:697:ARG:CZ	2.11	0.81
1:A:52:LEU:CD1	1:A:53:LEU:H	1.94	0.81
1:A:345:GLN:HA	1:A:360:VAL:CG1	2.11	0.81
1:A:432:SER:O	1:A:433:ASN:ND2	2.12	0.81
1:A:546:LEU:HD12	1:A:546:LEU:O	1.79	0.81
1:B:118:ILE:HG12	1:B:119:LYS:H	1.45	0.81
1:B:268:GLU:OE1	1:B:268:GLU:HA	1.79	0.81
1:A:4:LEU:H	1:A:436:GLU:HB2	1.44	0.81
1:A:16:LEU:CD1	1:A:463:ARG:HA	2.10	0.81
1:A:36:LEU:N	1:A:263:PRO:CA	2.43	0.81
1:A:334:ARG:HG2	1:A:334:ARG:HH11	1.45	0.81
1:A:462:LEU:CD1	1:A:483:MET:HG3	2.09	0.81
1:A:520:TRP:HB2	1:A:542:THR:O	1.81	0.81
1:A:748:LYS:NZ	1:A:748:LYS:O	2.14	0.81
1:B:53:LEU:HA	1:B:173:ARG:CA	2.09	0.81
1:B:267:LYS:NZ	1:B:268:GLU:H	1.79	0.81
1:B:317:ILE:HG23	1:B:320:TRP:CZ2	2.16	0.81
1:B:580:TRP:CE3	1:B:581:HIS:HA	2.15	0.81
1:B:700:ASP:O	1:B:704:GLY:N	2.14	0.81

*Continued on next page...*

*Continued from previous page...*

Atom-1	Atom-2	Interatomic distance (Å)	Clash overlap (Å)
1:A:131:ILE:O	1:A:132:LEU:C	2.20	0.81
1:A:176:ARG:HH11	1:A:446:GLU:HG2	1.43	0.81
1:A:347:SER:O	1:A:358:VAL:HG22	1.81	0.81
1:B:249:VAL:HG23	1:B:318:ILE:CG2	2.09	0.81
1:B:526:LEU:HD23	1:B:527:ARG:NH1	1.96	0.81
1:B:686:ILE:CG1	1:B:687:GLY:N	2.43	0.81
1:A:89:PHE:CE2	1:A:146:PHE:CD2	2.63	0.80
1:A:161:LEU:HD13	1:A:162:GLY:N	1.96	0.80
1:A:161:LEU:C	1:A:163:PHE:H	1.83	0.80
1:A:349:ILE:HD11	1:A:355:PRO:C	2.01	0.80
1:A:735:MET:CG	1:A:737:LEU:H	1.92	0.80
1:B:92:TYR:CZ	1:B:139:ALA:HB1	2.16	0.80
1:B:251:SER:O	1:B:255:THR:HG23	1.82	0.80
1:B:348:ALA:CB	1:B:355:PRO:HA	2.02	0.80
1:A:183:PHE:HE2	1:A:184:TYR:CE1	1.95	0.80
1:A:687:GLY:O	1:A:690:ALA:N	2.14	0.80
1:A:744:GLU:C	1:A:747:THR:HG22	2.00	0.80
1:B:35:GLN:CB	1:B:502:VAL:HB	2.08	0.80
1:B:269:LEU:HD13	1:B:271:PRO:HD2	1.62	0.80
1:B:408:PHE:CZ	1:B:633:ILE:CD1	2.65	0.80
1:B:501:VAL:HG12	1:B:502:VAL:N	1.94	0.80
1:B:519:VAL:CG1	1:B:543:PRO:HB3	2.08	0.80
1:B:580:TRP:CD2	1:B:581:HIS:HA	2.17	0.80
1:B:642:GLU:CG	1:B:645:ARG:CZ	2.58	0.80
1:A:40:PHE:HD2	1:A:288:LEU:O	1.64	0.80
1:A:173:ARG:HG2	1:A:579:PRO:CB	2.11	0.80
1:A:229:LEU:O	1:A:233:ALA:CB	2.24	0.80
1:A:525:GLU:OE2	1:A:527:ARG:HB3	1.80	0.80
1:A:690:ALA:O	1:A:693:LEU:N	2.15	0.80
1:B:14:ARG:HG2	1:B:14:ARG:HH11	1.47	0.80
1:B:253:VAL:O	1:B:256:ILE:HG22	1.82	0.80
1:B:412:ALA:O	1:B:415:LYS:HB3	1.81	0.80
1:B:535:ILE:HG23	1:B:537:GLY:N	1.95	0.80
1:B:600:LYS:HG3	1:B:708:ILE:CG2	2.12	0.80
1:B:610:GLU:C	1:B:612:LEU:H	1.83	0.80
1:A:309:SER:OG	1:A:313:LEU:O	1.99	0.80
1:A:593:TYR:HD1	1:A:604:ALA:HB3	1.45	0.80
1:B:13:ALA:O	1:B:16:LEU:HB2	1.82	0.80
1:B:53:LEU:HD23	1:B:53:LEU:O	1.80	0.80
1:B:124:GLY:H	1:B:165:LEU:HD11	1.47	0.80
1:B:226:SER:O	1:B:229:LEU:HB3	1.80	0.80

*Continued on next page...*

*Continued from previous page...*

Atom-1	Atom-2	Interatomic distance (Å)	Clash overlap (Å)
1:A:527:ARG:CZ	1:A:528:ILE:H	1.93	0.80
1:A:553:LYS:CD	1:A:554:PRO:HD2	2.12	0.80
1:A:630:HIS:HA	1:A:737:LEU:CG	2.10	0.80
1:B:456:MET:CE	1:B:637:TYR:OH	2.29	0.80
1:A:49:THR:C	1:A:50:SER:OG	2.10	0.80
1:A:181:PRO:HB2	1:A:484:PHE:CD1	2.16	0.80
1:A:250:VAL:HB	1:A:253:VAL:HG13	1.62	0.80
1:A:289:ALA:C	1:A:291:PHE:H	1.85	0.80
1:A:583:ALA:HA	1:A:625:LYS:HZ1	1.47	0.80
1:B:5:LYS:HD3	1:B:435:ALA:O	1.80	0.80
1:B:82:VAL:N	1:B:188:ASP:OD2	2.15	0.80
1:B:260:LEU:O	1:B:260:LEU:HD13	1.82	0.80
1:A:282:ASP:CG	1:A:283:GLN:N	2.33	0.80
1:A:355:PRO:HG3	1:A:529:PRO:HG3	1.61	0.80
1:B:5:LYS:HA	1:B:435:ALA:H	1.46	0.80
1:B:43:THR:HG23	1:B:287:ASN:OD1	1.81	0.80
1:B:75:GLN:OE1	1:B:177:THR:HB	1.81	0.80
1:B:106:LEU:HD11	1:B:154:VAL:HG11	1.64	0.80
1:B:201:ALA:O	1:B:205:VAL:N	2.14	0.80
1:B:321:PHE:HZ	1:B:326:SER:HB3	1.45	0.80
1:B:371:THR:N	1:B:623:ILE:CG1	2.45	0.80
1:B:705:ARG:HA	1:B:705:ARG:HE	1.45	0.80
1:B:742:GLU:O	1:B:745:ALA:N	2.13	0.80
1:A:524:THR:CG2	1:A:540:ILE:HG12	2.12	0.80
1:B:479:LEU:HG	1:B:483:MET:SD	2.22	0.80
1:B:533:ASN:C	1:B:535:ILE:HD12	2.02	0.80
1:B:740:ARG:O	1:B:742:GLU:N	2.13	0.80
1:A:158:LEU:C	1:A:163:PHE:O	2.20	0.80
1:A:237:PHE:HA	1:A:240:SER:HB3	1.64	0.80
1:A:547:GLU:HA	1:A:550:ALA:CB	2.11	0.80
1:A:718:ILE:CA	1:A:721:HIS:HB2	2.09	0.80
1:B:4:LEU:CA	1:B:5:LYS:HG2	2.08	0.80
1:B:181:PRO:HB3	1:B:331:PHE:CZ	2.16	0.80
1:B:356:SER:HB2	1:B:435:ALA:HB2	1.63	0.80
1:B:409:ALA:O	1:B:412:ALA:HB3	1.80	0.80
1:B:716:VAL:N	1:B:720:ARG:HH21	1.80	0.80
1:A:22:ILE:C	1:A:299:LYS:CD	2.48	0.80
1:A:45:SER:HB3	1:A:333:LEU:N	1.97	0.80
1:A:343:ILE:HG13	1:A:344:GLY:H	1.47	0.80
1:B:396:ARG:HD2	1:B:612:LEU:HD22	0.88	0.80
1:A:42:ARG:O	1:A:289:ALA:HB1	1.61	0.79

*Continued on next page...*



*Continued from previous page...*

Atom-1	Atom-2	Interatomic distance (Å)	Clash overlap (Å)
1:A:288:LEU:O	1:A:289:ALA:C	2.20	0.79
1:A:347:SER:HB2	1:A:554:PRO:HB3	1.63	0.79
1:A:723:ILE:HG23	1:A:724:ARG:CD	2.06	0.79
1:B:204:SER:O	1:B:208:LYS:N	2.16	0.79
1:B:317:ILE:HG23	1:B:320:TRP:CE2	2.17	0.79
1:B:462:LEU:CD1	1:B:463:ARG:CG	2.60	0.79
1:B:575:ILE:CB	1:B:576:HIS:HB2	2.12	0.79
1:B:587:PHE:N	1:B:621:VAL:O	2.15	0.79
1:A:59:GLY:HA3	1:A:155:CYS:SG	2.22	0.79
1:A:234:THR:CA	1:A:237:PHE:HB2	2.08	0.79
1:A:676:ARG:HG2	1:A:676:ARG:HH11	1.48	0.79
1:B:43:THR:H	1:B:334:ARG:CB	1.95	0.79
1:B:159:SER:HB2	1:B:161:LEU:O	1.81	0.79
1:B:221:ALA:HB1	1:B:222:PRO:HD2	1.65	0.79
1:B:274:ARG:HH11	1:B:274:ARG:N	1.79	0.79
1:B:364:TRP:CE2	1:B:442:PRO:HB3	2.18	0.79
1:A:20:PHE:O	1:A:21:ALA:C	2.17	0.79
1:A:108:ALA:O	1:A:112:GLY:O	2.00	0.79
1:A:234:THR:HG23	1:A:237:PHE:CG	2.17	0.79
1:A:263:PRO:HG3	1:A:502:VAL:CG2	2.11	0.79
1:A:365:GLN:HG2	1:A:367:ALA:N	1.93	0.79
1:A:671:ALA:HA	1:A:674:LEU:CD1	2.13	0.79
1:B:38:LEU:CD2	1:B:501:VAL:HB	2.12	0.79
1:B:71:PHE:CZ	1:B:330:PRO:HD3	2.17	0.79
1:B:128:PRO:HB3	1:B:131:ILE:HG21	1.63	0.79
1:B:323:GLU:O	1:B:326:SER:N	2.15	0.79
1:B:403:PRO:O	1:B:406:ASN:N	2.16	0.79
1:A:86:VAL:HB	1:A:191:ARG:HD2	1.63	0.79
1:A:183:PHE:CE2	1:A:184:TYR:HE1	1.99	0.79
1:A:433:ASN:HB3	1:A:434:GLY:CA	2.12	0.79
1:A:461:ALA:O	1:A:463:ARG:C	2.19	0.79
1:B:195:LEU:CD2	1:B:199:LEU:HD11	2.12	0.79
1:B:373:PHE:CG	1:B:583:ALA:HB1	2.11	0.79
1:B:643:ASP:CG	1:B:666:ARG:HG2	2.01	0.79
1:B:723:ILE:HA	1:B:726:TRP:HB2	1.64	0.79
1:A:68:ARG:HH12	1:A:329:SER:HA	1.48	0.79
1:A:133:GLU:CD	1:A:136:ARG:CB	2.51	0.79
1:A:523:ARG:CD	1:A:524:THR:C	2.50	0.79
1:B:178:ALA:HB2	1:B:447:ARG:NH2	1.98	0.79
1:B:260:LEU:HD13	1:B:261:TRP:CD1	2.17	0.79
1:B:674:LEU:CD1	1:B:749:VAL:HG11	2.12	0.79

*Continued on next page...*



*Continued from previous page...*

Atom-1	Atom-2	Interatomic distance (Å)	Clash overlap (Å)
1:B:740:ARG:HG3	1:B:741:SER:N	1.97	0.79
1:A:42:ARG:HG2	1:A:43:THR:O	1.82	0.79
1:A:53:LEU:HD13	1:A:171:VAL:HG13	1.63	0.79
1:A:430:VAL:CG1	1:A:529:PRO:HB3	2.13	0.79
1:A:700:ASP:O	1:A:704:GLY:N	2.15	0.79
1:B:40:PHE:HB3	1:B:42:ARG:HG3	1.65	0.79
1:B:284:LEU:O	1:B:287:ASN:HB2	1.82	0.79
1:B:294:TYR:CE2	1:B:516:LEU:HD11	2.17	0.79
1:B:633:ILE:CG2	1:B:738:LEU:CD1	2.61	0.79
1:A:64:VAL:HG11	1:A:196:ARG:HE	1.46	0.79
1:A:387:LEU:HD12	1:A:572:THR:CG2	2.11	0.79
1:B:58:LYS:HG2	1:B:59:GLY:N	1.97	0.79
1:B:371:THR:H	1:B:623:ILE:HD11	1.47	0.79
1:B:372:ALA:HB2	1:B:389:VAL:HG23	1.60	0.79
1:B:733:GLN:HG3	1:B:734:MET:CE	2.13	0.79
1:A:3:ASN:OD1	1:A:439:LEU:HD21	1.82	0.79
1:A:49:THR:HG23	1:A:50:SER:H	1.48	0.79
1:A:201:ALA:O	1:A:204:SER:N	2.15	0.79
1:A:387:LEU:CD1	1:A:572:THR:HG21	2.13	0.79
1:A:472:GLU:HG2	1:A:474:ARG:O	1.81	0.79
1:B:214:PHE:HA	1:B:220:LEU:CD2	2.08	0.79
1:B:234:THR:O	1:B:237:PHE:N	2.16	0.79
1:B:358:VAL:CG1	1:B:437:MET:HA	2.13	0.79
1:B:545:PRO:O	1:B:546:LEU:C	2.18	0.79
1:B:607:LYS:CB	1:B:608:GLU:C	2.46	0.79
1:B:633:ILE:CG2	1:B:738:LEU:CD2	2.29	0.79
1:B:695:GLN:CA	1:B:698:ILE:HG13	2.12	0.79
1:A:71:PHE:O	1:A:74:ALA:HB3	1.82	0.79
1:A:221:ALA:CB	1:A:225:ILE:HG13	2.11	0.79
1:A:377:LYS:HG2	1:A:379:ALA:O	1.82	0.79
1:A:544:GLU:CD	1:A:547:GLU:H	1.86	0.79
1:B:38:LEU:HD21	1:B:501:VAL:CA	2.12	0.79
1:B:45:SER:OG	1:B:180:TYR:HA	1.83	0.79
1:B:163:PHE:CB	1:B:164:ILE:HG22	2.07	0.79
1:B:183:PHE:HA	1:B:186:LEU:HD13	0.82	0.79
1:B:424:VAL:CG2	1:B:430:VAL:CG1	2.59	0.79
1:B:702:MET:SD	1:B:714:LEU:CG	2.71	0.79
1:A:232:ALA:HA	1:A:235:THR:CB	2.09	0.79
1:A:498:ASN:ND2	1:A:522:VAL:HA	1.98	0.79
1:A:544:GLU:HG3	1:A:547:GLU:N	1.98	0.79
1:A:649:ALA:CA	1:A:652:ARG:HG2	2.13	0.79

*Continued on next page...*

*Continued from previous page...*

Atom-1	Atom-2	Interatomic distance (Å)	Clash overlap (Å)
1:B:73:TYR:HA	1:B:76:ALA:HB3	1.65	0.79
1:B:363:ASP:H	1:B:441:PHE:HA	1.48	0.79
1:A:127:PRO:CG	1:A:130:ALA:C	2.50	0.78
1:A:186:LEU:O	1:A:190:VAL:HG22	1.83	0.78
1:A:197:ARG:C	1:A:199:LEU:N	2.33	0.78
1:A:377:LYS:HB2	1:A:385:ARG:HG2	0.89	0.78
1:A:544:GLU:HB3	1:A:545:PRO:HA	1.65	0.78
1:A:644:ASP:OD1	1:A:645:ARG:N	2.15	0.78
1:A:742:GLU:O	1:A:746:LEU:HB2	1.82	0.78
1:B:70:PHE:HA	1:B:85:LEU:CD1	2.12	0.78
1:B:83:ASP:HA	1:B:191:ARG:CG	2.12	0.78
1:B:97:ALA:HB2	1:B:234:THR:HB	1.63	0.78
1:B:156:HIS:CD2	1:B:157:VAL:N	2.44	0.78
1:B:423:ALA:O	1:B:430:VAL:HG22	1.83	0.78
1:B:444:VAL:O	1:B:486:TYR:OH	2.01	0.78
1:B:471:LEU:HD11	1:B:479:LEU:CD2	2.11	0.78
1:B:652:ARG:HA	1:B:652:ARG:HE	1.47	0.78
1:B:667:ARG:O	1:B:670:ASN:HB3	1.83	0.78
1:B:694:ALA:HA	1:B:697:ARG:NH2	1.98	0.78
1:A:224:LEU:HD12	1:A:224:LEU:O	1.82	0.78
1:B:125:LYS:N	1:B:165:LEU:CD2	2.43	0.78
1:B:205:VAL:O	1:B:209:MET:N	2.15	0.78
1:B:294:TYR:HE2	1:B:516:LEU:HD21	1.48	0.78
1:B:309:SER:CB	1:B:315:SER:HA	2.13	0.78
1:B:400:THR:O	1:B:403:PRO:HD2	1.82	0.78
1:B:497:HIS:HB2	1:B:549:ILE:CD1	1.77	0.78
1:B:519:VAL:HG12	1:B:543:PRO:CA	2.12	0.78
1:B:640:PHE:HA	1:B:670:ASN:OD1	1.83	0.78
1:A:56:VAL:HG22	1:A:66:TYR:CE1	2.17	0.78
1:A:187:VAL:HG13	1:A:247:ASN:CA	2.12	0.78
1:A:338:GLU:CA	1:A:341:SER:HB2	2.11	0.78
1:A:459:ILE:HG12	1:A:486:TYR:HE2	1.47	0.78
1:A:553:LYS:HE3	1:A:554:PRO:CD	2.12	0.78
1:A:600:LYS:HB2	1:A:602:TYR:HE1	1.48	0.78
1:A:718:ILE:O	1:A:721:HIS:CA	2.31	0.78
1:B:245:ASP:CG	1:B:248:ALA:CB	2.51	0.78
1:B:354:GLN:CB	1:B:528:ILE:CB	2.56	0.78
1:B:384:GLN:O	1:B:385:ARG:HG2	1.83	0.78
1:B:416:ASN:HD21	1:B:673:THR:HG23	1.49	0.78
1:B:505:GLU:HB2	1:B:507:GLN:N	1.99	0.78
1:A:128:PRO:HA	1:A:166:PRO:HG2	0.79	0.78

*Continued on next page...*

*Continued from previous page...*

Atom-1	Atom-2	Interatomic distance (Å)	Clash overlap (Å)
1:A:396:ARG:HE	1:A:612:LEU:HD13	1.48	0.78
1:A:408:PHE:CD1	1:A:636:TRP:HE1	1.40	0.78
1:B:14:ARG:HD3	1:B:465:GLY:HA3	1.65	0.78
1:B:607:LYS:HB2	1:B:608:GLU:CA	2.12	0.78
1:B:693:LEU:HG	1:B:697:ARG:NH2	1.99	0.78
1:A:8:ASP:HA	1:A:11:GLY:HA3	1.65	0.78
1:A:51:GLU:CA	1:A:174:VAL:HG11	2.14	0.78
1:A:84:GLU:O	1:A:88:GLN:HG3	1.84	0.78
1:A:306:VAL:C	1:A:307:ILE:HG13	2.03	0.78
1:A:523:ARG:CD	1:A:524:THR:O	2.31	0.78
1:B:4:LEU:C	1:B:436:GLU:HA	2.04	0.78
1:B:4:LEU:O	1:B:437:MET:N	2.16	0.78
1:B:14:ARG:CB	1:B:465:GLY:HA2	2.13	0.78
1:B:22:ILE:HG21	1:B:517:TYR:CD1	2.19	0.78
1:B:70:PHE:CD2	1:B:195:LEU:HD13	2.19	0.78
1:B:364:TRP:HZ2	1:B:628:VAL:HG22	1.49	0.78
1:B:376:VAL:H	1:B:386:PHE:C	1.86	0.78
1:B:399:ALA:O	1:B:402:ALA:HB3	1.82	0.78
1:B:642:GLU:HG2	1:B:645:ARG:NH2	1.99	0.78
1:A:61:ILE:HG12	1:A:62:ASP:H	1.49	0.78
1:A:129:THR:C	1:A:132:LEU:H	1.87	0.78
1:A:189:CYS:HB3	1:A:323:GLU:CG	2.13	0.78
1:A:303:ARG:NH1	1:A:513:GLN:HG3	1.96	0.78
1:A:315:SER:CA	1:A:318:ILE:HB	1.76	0.78
1:A:393:ILE:CG2	1:A:612:LEU:CD1	2.62	0.78
1:B:313:LEU:HA	1:B:316:THR:CB	2.13	0.78
1:B:342:TYR:HD2	1:B:559:GLU:CG	1.96	0.78
1:B:400:THR:HG21	1:B:686:ILE:HG23	1.65	0.78
1:A:51:GLU:HA	1:A:174:VAL:CB	2.12	0.78
1:A:52:LEU:CA	1:A:174:VAL:HG13	2.14	0.78
1:A:212:ALA:HB1	1:A:221:ALA:HA	1.66	0.78
1:B:681:ILE:HG21	1:B:731:VAL:CG1	1.83	0.78
1:A:85:LEU:HD23	1:A:85:LEU:H	1.47	0.78
1:A:117:ALA:O	1:A:220:LEU:HA	1.61	0.78
1:A:117:ALA:O	1:A:118:ILE:CG2	2.31	0.78
1:A:352:MET:CB	1:A:355:PRO:HD2	2.08	0.78
1:A:411:SER:O	1:A:415:LYS:HG2	1.84	0.78
1:A:589:TYR:HE2	1:A:591:ASP:HB2	1.49	0.78
1:B:180:TYR:CE2	1:B:492:HIS:ND1	2.49	0.78
1:B:183:PHE:CE1	1:B:250:VAL:CG1	2.66	0.78
1:B:393:ILE:HA	1:B:612:LEU:CD1	2.14	0.78

*Continued on next page...*

*Continued from previous page...*

Atom-1	Atom-2	Interatomic distance (Å)	Clash overlap (Å)
1:B:583:ALA:HA	1:B:624:LEU:CB	2.11	0.78
1:B:670:ASN:ND2	1:B:674:LEU:HD12	1.97	0.78
1:A:86:VAL:HG21	1:A:191:ARG:CG	2.13	0.78
1:A:116:ARG:O	1:A:220:LEU:HD11	1.83	0.78
1:A:237:PHE:HA	1:A:240:SER:CB	2.14	0.78
1:A:345:GLN:CD	1:A:346:THR:H	1.84	0.78
1:A:404:ILE:CD1	1:A:681:ILE:HD12	2.14	0.78
1:A:562:GLN:NE2	1:A:562:GLN:O	2.16	0.78
1:A:598:ARG:HD2	1:A:598:ARG:N	1.93	0.78
1:A:652:ARG:HH11	1:A:652:ARG:HG3	1.48	0.78
1:A:670:ASN:O	1:A:674:LEU:HG	1.83	0.78
1:B:100:PRO:O	1:B:103:TRP:HB2	1.84	0.78
1:B:343:ILE:HD11	1:B:493:TYR:CZ	2.19	0.78
1:B:345:GLN:O	1:B:554:PRO:HB3	1.84	0.78
1:B:471:LEU:CD1	1:B:479:LEU:CD2	2.60	0.78
1:B:478:ASP:OD1	1:B:479:LEU:N	2.17	0.78
1:B:521:ASN:CB	1:B:541:ARG:HD3	2.12	0.78
1:B:650:ALA:O	1:B:653:THR:OG1	2.00	0.78
1:A:101:GLU:O	1:A:103:TRP:N	2.15	0.78
1:A:404:ILE:HD13	1:A:681:ILE:HD12	1.65	0.78
1:B:71:PHE:CE2	1:B:330:PRO:HD3	2.18	0.78
1:B:98:CYS:O	1:B:100:PRO:HD2	1.83	0.78
1:B:303:ARG:NH1	1:B:303:ARG:HG3	1.97	0.78
1:B:721:HIS:HD1	1:B:721:HIS:H	1.31	0.78
1:A:4:LEU:HD13	1:A:9:LEU:HB2	1.65	0.77
1:A:4:LEU:HG	1:A:436:GLU:CG	2.15	0.77
1:A:161:LEU:HD23	1:A:211:GLN:HB2	1.64	0.77
1:A:448:ASP:HB2	1:A:455:PRO:CG	2.14	0.77
1:B:37:PRO:O	1:B:261:TRP:CZ3	2.37	0.77
1:B:102:ILE:HG13	1:B:103:TRP:CZ3	2.19	0.77
1:B:173:ARG:HG3	1:B:173:ARG:HH11	1.47	0.77
1:B:535:ILE:CD1	1:B:540:ILE:HA	2.14	0.77
1:B:633:ILE:HG21	1:B:738:LEU:CG	2.13	0.77
1:A:258:GLY:HA3	1:A:294:TYR:HD2	1.50	0.77
1:A:685:GLY:C	1:A:687:GLY:H	1.86	0.77
1:A:688:ALA:CA	1:A:691:VAL:HG23	2.13	0.77
1:A:717:GLY:C	1:A:720:ARG:H	1.86	0.77
1:B:49:THR:O	1:B:564:LYS:HD2	1.83	0.77
1:B:57:GLY:H	1:B:58:LYS:NZ	1.82	0.77
1:B:276:ARG:HG2	1:B:276:ARG:HH11	1.49	0.77
1:A:404:ILE:HD11	1:A:681:ILE:CG2	2.09	0.77

*Continued on next page...*

*Continued from previous page...*

Atom-1	Atom-2	Interatomic distance (Å)	Clash overlap (Å)
1:A:542:THR:HG23	1:A:544:GLU:CB	2.14	0.77
1:B:171:VAL:CG1	1:B:577:ILE:CA	2.63	0.77
1:B:269:LEU:CD1	1:B:271:PRO:HD2	2.13	0.77
1:B:607:LYS:HB2	1:B:609:PHE:HD1	1.47	0.77
1:A:292:ILE:HG23	1:A:295:GLN:HB3	1.51	0.77
1:A:303:ARG:NE	1:A:304:ALA:H	1.82	0.77
1:A:520:TRP:H	1:A:542:THR:H	1.27	0.77
1:A:630:HIS:O	1:A:633:ILE:HG13	1.85	0.77
1:B:14:ARG:HB2	1:B:465:GLY:CA	2.15	0.77
1:B:46:ALA:HB3	1:B:179:THR:C	2.04	0.77
1:B:180:TYR:CE2	1:B:492:HIS:HE1	2.03	0.77
1:B:271:PRO:C	1:B:276:ARG:HD2	2.03	0.77
1:B:368:LYS:HD3	1:B:369:GLU:OE2	1.84	0.77
1:A:126:VAL:CG2	1:A:165:LEU:CB	2.18	0.77
1:A:327:GLU:HA	1:A:331:PHE:HZ	1.50	0.77
1:B:69:LEU:HD12	1:B:172:TYR:CE1	2.19	0.77
1:B:123:VAL:CA	1:B:164:ILE:HG21	2.11	0.77
1:B:196:ARG:NE	1:B:196:ARG:O	2.17	0.77
1:B:255:THR:HG21	1:B:303:ARG:O	1.83	0.77
1:B:366:PHE:CZ	1:B:632:ILE:HG21	2.18	0.77
1:A:2:PHE:CZ	1:A:486:TYR:HE2	1.96	0.77
1:A:189:CYS:CB	1:A:323:GLU:HG3	2.14	0.77
1:A:274:ARG:HG2	1:A:274:ARG:HH11	1.50	0.77
1:A:689:SER:C	1:A:693:LEU:HD22	2.04	0.77
1:B:302:GLY:C	1:B:303:ARG:HH11	1.85	0.77
1:B:340:THR:O	1:B:342:TYR:CE1	2.37	0.77
1:B:408:PHE:CE1	1:B:413:PHE:CZ	2.70	0.77
1:B:535:ILE:HG12	1:B:540:ILE:CA	2.14	0.77
1:A:448:ASP:HB3	1:A:453:ARG:CB	2.15	0.77
1:A:502:VAL:CA	1:A:503:VAL:HG12	2.13	0.77
1:A:520:TRP:CD2	1:A:545:PRO:CG	2.63	0.77
1:B:83:ASP:O	1:B:87:ASN:HB3	1.85	0.77
1:B:365:GLN:HA	1:B:365:GLN:HE21	1.48	0.77
1:B:453:ARG:HD2	1:B:453:ARG:H	1.48	0.77
1:B:568:LEU:HD11	1:B:572:THR:OG1	1.79	0.77
1:A:86:VAL:CB	1:A:191:ARG:CG	2.63	0.77
1:A:218:GLY:HA2	1:A:219:ALA:HB3	1.67	0.77
1:A:344:GLY:CA	1:A:361:TYR:H	1.98	0.77
1:A:417:ARG:HB2	1:A:639:TRP:CE3	2.19	0.77
1:A:468:ASP:O	1:A:469:GLU:HG3	1.84	0.77
1:A:558:SER:OG	1:A:559:GLU:N	2.17	0.77

*Continued on next page...*

*Continued from previous page...*

Atom-1	Atom-2	Interatomic distance (Å)	Clash overlap (Å)
1:B:107:THR:HA	1:B:110:ILE:CG1	2.14	0.77
1:B:125:LYS:HD2	1:B:163:PHE:CD1	2.19	0.77
1:B:288:LEU:HD22	1:B:495:VAL:HG11	1.65	0.77
1:B:623:ILE:CD1	1:B:625:LYS:HA	2.15	0.77
1:A:42:ARG:CG	1:A:336:ILE:HD11	2.10	0.77
1:A:92:TYR:CE1	1:A:150:THR:HG21	2.20	0.77
1:A:117:ALA:C	1:A:118:ILE:HG22	2.03	0.77
1:A:236:ALA:O	1:A:240:SER:HB3	1.84	0.77
1:A:334:ARG:HG3	1:A:335:PRO:CD	2.14	0.77
1:A:441:PHE:HB3	1:A:443:SER:HG	1.50	0.77
1:A:507:GLN:CD	1:A:508:GLY:H	1.88	0.77
1:A:588:ALA:HB1	1:A:589:TYR:HA	1.66	0.77
1:A:752:ASP:C	1:A:754:ASN:O	2.23	0.77
1:B:103:TRP:HE3	1:B:103:TRP:H	1.33	0.77
1:B:113:SER:HB3	1:B:115:ASN:CG	2.05	0.77
1:B:525:GLU:OE2	1:B:551:TYR:HB3	1.85	0.77
1:B:586:GLU:O	1:B:622:ARG:CD	2.33	0.77
1:B:721:HIS:HD2	1:B:757:GLY:HA2	1.49	0.77
1:A:4:LEU:HG	1:A:436:GLU:HG2	1.67	0.77
1:A:245:ASP:CB	1:A:249:VAL:N	2.46	0.77
1:A:263:PRO:HB3	1:A:502:VAL:HG21	1.67	0.77
1:A:337:ASN:ND2	1:A:340:THR:OG1	2.18	0.77
1:A:361:TYR:CD2	1:A:410:VAL:HG21	2.19	0.77
1:A:421:TYR:HD1	1:A:422:GLU:H	1.29	0.77
1:A:676:ARG:HG2	1:A:676:ARG:NH1	2.00	0.77
1:B:128:PRO:CB	1:B:131:ILE:CG2	2.59	0.77
1:B:210:LEU:HD12	1:B:211:GLN:N	2.00	0.77
1:B:703:ALA:HA	1:B:708:ILE:CD1	2.15	0.77
1:B:712:SER:HG	1:B:715:HIS:CE1	2.02	0.77
1:A:278:THR:HG21	1:A:281:ILE:HG23	1.66	0.76
1:A:436:GLU:OE1	1:A:439:LEU:HD22	1.85	0.76
1:A:584:SER:HB2	1:A:625:LYS:HE3	1.67	0.76
1:A:600:LYS:HB2	1:A:602:TYR:CE1	2.20	0.76
1:B:42:ARG:HH22	1:B:339:THR:H	1.33	0.76
1:B:358:VAL:HG21	1:B:438:THR:CA	2.15	0.76
1:B:592:ALA:HA	1:B:726:TRP:CH2	2.19	0.76
1:B:614:LEU:HD12	1:B:615:GLY:O	1.82	0.76
1:B:673:THR:O	1:B:677:LYS:NZ	2.17	0.76
1:B:701:GLN:OE1	1:B:701:GLN:HA	1.85	0.76
1:A:16:LEU:CD2	1:A:462:LEU:HB3	2.15	0.76
1:A:180:TYR:CD1	1:A:331:PHE:CB	2.65	0.76

*Continued on next page...*

*Continued from previous page...*

Atom-1	Atom-2	Interatomic distance (Å)	Clash overlap (Å)
1:A:288:LEU:O	1:A:290:LEU:N	2.18	0.76
1:A:370:ILE:HD12	1:A:371:THR:N	2.01	0.76
1:A:417:ARG:O	1:A:420:VAL:HB	1.85	0.76
1:B:23:GLY:C	1:B:506:HIS:HE1	1.88	0.76
1:B:177:THR:O	1:B:447:ARG:HD3	1.85	0.76
1:B:404:ILE:HG21	1:B:737:LEU:HD21	0.96	0.76
1:B:501:VAL:O	1:B:502:VAL:HG12	1.83	0.76
1:A:30:SER:HB3	1:A:506:HIS:CE1	2.20	0.76
1:A:133:GLU:CD	1:A:136:ARG:HB3	2.05	0.76
1:A:359:VAL:CA	1:A:438:THR:HA	2.08	0.76
1:A:359:VAL:HG13	1:A:438:THR:C	2.06	0.76
1:A:422:GLU:HG3	1:B:116:ARG:CG	2.14	0.76
1:A:520:TRP:CB	1:A:542:THR:HG22	2.15	0.76
1:A:541:ARG:HD3	1:A:543:PRO:HD3	1.66	0.76
1:A:624:LEU:HD12	1:A:626:PRO:CG	2.15	0.76
1:B:411:SER:O	1:B:414:VAL:HG13	1.86	0.76
1:A:38:LEU:CD2	1:A:39:GLN:O	2.33	0.76
1:A:44:PHE:O	1:A:334:ARG:HB3	1.84	0.76
1:A:602:TYR:HE2	1:A:702:MET:SD	2.09	0.76
1:B:84:GLU:C	1:B:87:ASN:HD22	1.87	0.76
1:B:221:ALA:CB	1:B:222:PRO:CD	2.61	0.76
1:B:361:TYR:CG	1:B:414:VAL:HG11	2.19	0.76
1:B:383:ASN:O	1:B:384:GLN:C	2.19	0.76
1:B:686:ILE:CG1	1:B:687:GLY:H	1.98	0.76
1:B:725:ILE:CD1	1:B:728:GLY:HA3	2.13	0.76
1:A:176:ARG:CZ	1:A:446:GLU:CB	2.63	0.76
1:B:144:GLU:C	1:B:145:LEU:HD12	2.05	0.76
1:B:656:ASP:OD1	1:B:658:ALA:N	2.17	0.76
1:B:744:GLU:O	1:B:747:THR:OG1	2.03	0.76
1:A:233:ALA:O	1:A:237:PHE:N	2.19	0.76
1:A:594:SER:HA	1:A:603:THR:HA	1.67	0.76
1:A:732:LEU:O	1:A:732:LEU:HG	1.86	0.76
1:B:80:LEU:CG	1:B:84:GLU:HG3	2.14	0.76
1:B:145:LEU:HD13	1:B:146:PHE:CE1	2.21	0.76
1:B:259:ARG:CG	1:B:269:LEU:HD22	2.10	0.76
1:B:408:PHE:CB	1:B:632:ILE:CD1	2.64	0.76
1:A:45:SER:CB	1:A:332:LYS:HA	2.14	0.76
1:A:472:GLU:HB3	1:A:475:ALA:CB	2.11	0.76
1:B:501:VAL:HG22	1:B:520:TRP:NE1	1.99	0.76
1:B:506:HIS:CA	1:B:507:GLN:HB3	2.14	0.76
1:B:702:MET:SD	1:B:714:LEU:CB	2.73	0.76

*Continued on next page...*



*Continued from previous page...*

Atom-1	Atom-2	Interatomic distance (Å)	Clash overlap (Å)
1:A:3:ASN:CG	1:A:439:LEU:HD21	2.05	0.76
1:A:24:GLU:HG3	1:A:26:LYS:HB3	1.66	0.76
1:A:50:SER:HA	1:A:564:LYS:NZ	2.01	0.76
1:A:135:LEU:HD12	1:A:151:THR:CG2	2.15	0.76
1:A:234:THR:O	1:A:237:PHE:CA	2.33	0.76
1:A:354:GLN:OE1	1:A:354:GLN:N	2.16	0.76
1:B:144:GLU:O	1:B:147:HIS:HB3	1.85	0.76
1:B:249:VAL:CG2	1:B:318:ILE:HG22	2.12	0.76
1:B:673:THR:O	1:B:677:LYS:HG2	1.85	0.76
1:A:31:VAL:H	1:A:506:HIS:CE1	2.03	0.76
1:A:230:ALA:HA	1:A:233:ALA:HB3	1.66	0.76
1:A:410:VAL:O	1:A:412:ALA:N	2.19	0.76
1:A:740:ARG:HH11	1:A:740:ARG:HG3	1.51	0.76
1:B:44:PHE:CE1	1:B:333:LEU:HA	2.21	0.76
1:B:86:VAL:CG2	1:B:191:ARG:HG3	2.15	0.76
1:B:94:GLN:O	1:B:96:THR:OG1	2.03	0.76
1:B:400:THR:HG21	1:B:686:ILE:HD13	1.67	0.76
1:B:534:ALA:N	1:B:535:ILE:CA	2.48	0.76
1:B:44:PHE:CE2	1:B:324:ALA:HB2	2.21	0.76
1:B:425:SER:HB3	1:B:429:THR:CG2	2.15	0.76
1:B:618:ARG:N	1:B:619:GLU:HA	2.00	0.76
1:B:647:LEU:HD23	1:B:663:ILE:CB	2.14	0.76
1:A:21:ALA:HA	1:A:487:TYR:OH	1.86	0.75
1:A:86:VAL:CB	1:A:191:ARG:HD3	2.08	0.75
1:A:329:SER:C	1:A:331:PHE:H	1.89	0.75
1:A:337:ASN:HD21	1:A:496:ALA:CB	1.98	0.75
1:A:555:ILE:HG12	1:A:556:GLN:N	1.99	0.75
1:B:46:ALA:N	1:B:179:THR:O	2.20	0.75
1:B:51:GLU:H	1:B:564:LYS:HE3	1.50	0.75
1:B:628:VAL:O	1:B:631:ALA:CA	2.34	0.75
1:B:729:LEU:HA	1:B:732:LEU:CB	2.15	0.75
1:A:189:CYS:HB3	1:A:323:GLU:HG3	1.66	0.75
1:A:356:SER:N	1:A:437:MET:HE1	1.99	0.75
1:A:500:GLU:HG2	1:A:522:VAL:H	1.50	0.75
1:A:607:LYS:N	1:A:610:GLU:OE1	2.19	0.75
1:B:190:VAL:CG1	1:B:323:GLU:HG3	2.15	0.75
1:B:369:GLU:O	1:B:370:ILE:HG12	1.86	0.75
1:B:378:LEU:HD12	1:B:379:ALA:N	2.00	0.75
1:B:424:VAL:HG23	1:B:430:VAL:CG1	2.14	0.75
1:B:481:ARG:O	1:B:485:ASN:ND2	2.19	0.75
1:B:491:MET:HA	1:B:491:MET:HE3	1.66	0.75

*Continued on next page...*

*Continued from previous page...*

Atom-1	Atom-2	Interatomic distance (Å)	Clash overlap (Å)
1:B:685:GLY:O	1:B:686:ILE:C	2.21	0.75
1:B:715:HIS:HB3	1:B:719:ASN:ND2	2.01	0.75
1:A:591:ASP:N	1:A:606:VAL:HG12	2.00	0.75
1:B:80:LEU:HD23	1:B:80:LEU:N	2.01	0.75
1:B:125:LYS:C	1:B:165:LEU:CD2	2.55	0.75
1:B:125:LYS:HZ2	1:B:163:PHE:HE1	1.34	0.75
1:B:228:HIS:O	1:B:229:LEU:C	2.24	0.75
1:B:363:ASP:H	1:B:441:PHE:CB	1.99	0.75
1:B:523:ARG:HB2	1:B:523:ARG:CZ	2.15	0.75
1:B:581:HIS:HD2	1:B:582:GLU:H	1.30	0.75
1:A:259:ARG:CD	1:A:269:LEU:HD13	2.16	0.75
1:A:343:ILE:N	1:A:559:GLU:HG2	2.00	0.75
1:A:479:LEU:N	1:A:479:LEU:HD12	2.01	0.75
1:B:35:GLN:HB3	1:B:502:VAL:CB	2.12	0.75
1:B:259:ARG:CA	1:B:269:LEU:HD11	2.16	0.75
1:A:360:VAL:HG22	1:A:438:THR:HG23	1.69	0.75
1:A:366:PHE:HZ	1:A:632:ILE:CG1	1.97	0.75
1:A:410:VAL:CG1	1:A:411:SER:N	2.48	0.75
1:A:535:ILE:HG13	1:A:540:ILE:HD13	1.68	0.75
1:A:623:ILE:HD12	1:A:624:LEU:H	1.51	0.75
1:A:630:HIS:CB	1:A:737:LEU:CD2	2.58	0.75
1:A:666:ARG:CA	1:A:669:GLN:OE1	2.34	0.75
1:A:716:VAL:O	1:A:720:ARG:HB2	1.85	0.75
1:B:275:LEU:HD23	1:B:278:THR:OG1	1.86	0.75
1:B:309:SER:HB2	1:B:315:SER:HA	1.67	0.75
1:B:371:THR:N	1:B:623:ILE:HG13	2.01	0.75
1:B:373:PHE:CE2	1:B:624:LEU:HB2	2.22	0.75
1:B:491:MET:O	1:B:495:VAL:HG23	1.86	0.75
1:B:501:VAL:O	1:B:502:VAL:CG1	2.34	0.75
1:B:540:ILE:HD11	1:B:552:ASN:OD1	1.85	0.75
1:B:607:LYS:HB3	1:B:608:GLU:CB	2.17	0.75
1:B:674:LEU:HD13	1:B:749:VAL:HG21	1.67	0.75
1:A:59:GLY:CA	1:A:155:CYS:HB3	2.15	0.75
1:A:283:GLN:CA	1:A:286:SER:HB3	2.13	0.75
1:A:307:ILE:CD1	1:A:308:PHE:HD1	1.99	0.75
1:A:352:MET:HB3	1:A:429:THR:OG1	1.86	0.75
1:A:429:THR:HG23	1:A:430:VAL:HG13	1.68	0.75
1:A:442:PRO:CD	1:A:443:SER:N	2.47	0.75
1:B:14:ARG:O	1:B:17:THR:OG1	2.02	0.75
1:B:158:LEU:HA	1:B:159:SER:C	2.06	0.75
1:B:245:ASP:OD1	1:B:247:ASN:N	2.19	0.75

*Continued on next page...*

*Continued from previous page...*

Atom-1	Atom-2	Interatomic distance (Å)	Clash overlap (Å)
1:B:426:GLN:CG	1:B:427:ARG:HA	2.16	0.75
1:B:462:LEU:CD1	1:B:463:ARG:HG2	2.17	0.75
1:A:64:VAL:HG22	1:A:200:THR:OG1	1.85	0.75
1:A:170:TYR:CD1	1:A:576:HIS:CE1	2.74	0.75
1:A:197:ARG:O	1:A:198:MET:C	2.24	0.75
1:A:344:GLY:HA3	1:A:361:TYR:N	1.99	0.75
1:A:359:VAL:HG13	1:A:439:LEU:N	2.01	0.75
1:B:292:ILE:O	1:B:295:GLN:HG2	1.86	0.75
1:B:366:PHE:HB3	1:B:628:VAL:CG1	2.17	0.75
1:B:504:SER:O	1:B:516:LEU:HA	1.87	0.75
1:B:607:LYS:CB	1:B:608:GLU:HB3	2.14	0.75
1:A:271:PRO:HB3	1:A:276:ARG:HH12	1.50	0.75
1:A:341:SER:O	1:A:559:GLU:HG3	1.86	0.75
1:A:387:LEU:HD11	1:A:577:ILE:CG2	2.17	0.75
1:B:119:LYS:HZ3	1:B:217:LYS:HB3	1.50	0.75
1:B:254:LEU:CD2	1:B:297:MET:CB	2.26	0.75
1:B:276:ARG:C	1:B:285:ARG:HH22	1.90	0.75
1:B:309:SER:OG	1:B:315:SER:HA	1.87	0.75
1:B:696:SER:O	1:B:699:VAL:HB	1.85	0.75
1:A:81:SER:O	1:A:84:GLU:N	2.20	0.75
1:A:148:HIS:O	1:A:151:THR:OG1	2.02	0.75
1:A:377:LYS:HE2	1:A:377:LYS:C	2.08	0.75
1:A:595:VAL:O	1:A:602:TYR:HB2	1.87	0.75
1:B:38:LEU:HD11	1:B:501:VAL:C	2.07	0.75
1:B:163:PHE:HB3	1:B:164:ILE:CB	2.16	0.75
1:B:289:ALA:HA	1:B:292:ILE:CD1	2.11	0.75
1:B:560:VAL:C	1:B:561:LEU:HD23	2.07	0.75
1:B:719:ASN:CG	1:B:720:ARG:N	2.40	0.75
1:A:29:LEU:N	1:A:29:LEU:HD22	2.02	0.74
1:A:86:VAL:HG21	1:A:191:ARG:HG2	1.67	0.74
1:A:108:ALA:HA	1:A:112:GLY:HA3	1.66	0.74
1:A:148:HIS:NE2	1:A:578:TRP:CH2	2.55	0.74
1:A:607:LYS:N	1:A:607:LYS:HE2	2.02	0.74
1:A:678:ILE:CG2	1:A:725:ILE:HD13	2.16	0.74
1:B:36:LEU:CB	1:B:37:PRO:HD2	2.16	0.74
1:B:42:ARG:CD	1:B:336:ILE:HA	2.16	0.74
1:B:43:THR:HG21	1:B:287:ASN:HB3	1.69	0.74
1:B:228:HIS:HD2	1:B:231:ASN:HD22	1.32	0.74
1:B:342:TYR:CD2	1:B:559:GLU:HG2	2.16	0.74
1:B:520:TRP:CE3	1:B:548:ALA:HB1	2.21	0.74
1:B:535:ILE:HG12	1:B:540:ILE:N	2.01	0.74

*Continued on next page...*

*Continued from previous page...*

Atom-1	Atom-2	Interatomic distance (Å)	Clash overlap (Å)
1:B:723:ILE:HG13	1:B:723:ILE:O	1.87	0.74
1:A:5:LYS:N	1:A:5:LYS:HD2	2.02	0.74
1:A:82:VAL:HA	1:A:85:LEU:HD21	1.68	0.74
1:A:102:ILE:HD13	1:A:138:LEU:HD23	1.67	0.74
1:A:523:ARG:CZ	1:A:525:GLU:HA	2.17	0.74
1:A:598:ARG:CD	1:A:598:ARG:H	1.96	0.74
1:A:661:LEU:H	1:A:661:LEU:CD2	1.99	0.74
1:B:43:THR:CG2	1:B:289:ALA:H	2.00	0.74
1:B:260:LEU:HD11	1:B:261:TRP:NE1	2.01	0.74
1:B:366:PHE:HB3	1:B:628:VAL:HG11	1.68	0.74
1:A:82:VAL:N	1:A:85:LEU:CD2	2.50	0.74
1:A:127:PRO:N	1:A:166:PRO:HB3	2.01	0.74
1:A:467:VAL:O	1:A:469:GLU:HG2	1.87	0.74
1:A:522:VAL:HG23	1:A:523:ARG:N	2.01	0.74
1:A:683:THR:HG22	1:A:684:THR:N	2.02	0.74
1:B:255:THR:HG22	1:B:303:ARG:O	1.88	0.74
1:B:276:ARG:HG2	1:B:276:ARG:NH1	2.01	0.74
1:B:394:SER:HA	1:B:397:MET:HE3	1.67	0.74
1:B:570:ASN:ND2	1:B:571:HIS:CD2	2.51	0.74
1:B:666:ARG:O	1:B:669:GLN:HG2	1.86	0.74
1:A:81:SER:C	1:A:85:LEU:HD21	2.08	0.74
1:A:624:LEU:CD1	1:A:626:PRO:HG3	2.17	0.74
1:B:9:LEU:H	1:B:9:LEU:CD1	1.96	0.74
1:B:125:LYS:N	1:B:165:LEU:CD1	2.47	0.74
1:B:226:SER:HA	1:B:229:LEU:HB2	0.78	0.74
1:B:363:ASP:H	1:B:441:PHE:CA	2.00	0.74
1:B:725:ILE:HD13	1:B:728:GLY:CA	2.12	0.74
1:A:115:ASN:OD1	1:A:116:ARG:N	2.20	0.74
1:A:128:PRO:CD	1:A:129:THR:HB	2.17	0.74
1:A:144:GLU:HB2	1:A:147:HIS:HB2	0.93	0.74
1:A:303:ARG:HD3	1:A:304:ALA:O	1.86	0.74
1:A:688:ALA:O	1:A:691:VAL:HG23	1.86	0.74
1:A:716:VAL:CA	1:A:720:ARG:HB2	2.18	0.74
1:B:36:LEU:HB2	1:B:37:PRO:HD2	1.68	0.74
1:B:69:LEU:HG	1:B:172:TYR:CD2	2.22	0.74
1:B:236:ALA:HA	1:B:239:ARG:HG3	1.69	0.74
1:B:506:HIS:CB	1:B:517:TYR:CZ	2.28	0.74
1:B:522:VAL:HG11	1:B:552:ASN:ND2	2.02	0.74
1:B:673:THR:HG22	1:B:677:LYS:HZ2	1.50	0.74
1:A:160:PRO:HB2	1:A:208:LYS:HD3	1.68	0.74
1:A:169:ALA:O	1:A:575:ILE:HG12	1.87	0.74

*Continued on next page...*

*Continued from previous page...*

Atom-1	Atom-2	Interatomic distance (Å)	Clash overlap (Å)
1:A:351:HIS:C	1:A:353:GLY:HA2	2.08	0.74
1:A:422:GLU:CG	1:B:116:ARG:CG	2.65	0.74
1:A:542:THR:HG23	1:A:544:GLU:HB3	1.67	0.74
1:A:752:ASP:CA	1:A:754:ASN:O	2.36	0.74
1:B:5:LYS:CA	1:B:435:ALA:HB3	2.17	0.74
1:B:8:ASP:OD1	1:B:9:LEU:C	2.26	0.74
1:B:38:LEU:HD22	1:B:38:LEU:H	1.53	0.74
1:B:132:LEU:HD13	1:B:151:THR:HA	1.70	0.74
1:B:317:ILE:HD13	1:B:320:TRP:CZ2	2.23	0.74
1:B:522:VAL:CG2	1:B:540:ILE:HD12	2.17	0.74
1:B:602:TYR:HB3	1:B:701:GLN:CB	2.17	0.74
1:A:24:GLU:HA	1:A:26:LYS:CE	2.17	0.74
1:A:190:VAL:HG11	1:A:249:VAL:CG2	2.17	0.74
1:A:444:VAL:HG23	1:A:445:VAL:H	1.52	0.74
1:A:661:LEU:HA	1:A:664:ASP:OD2	1.87	0.74
1:A:685:GLY:HA2	1:A:688:ALA:H	1.51	0.74
1:B:83:ASP:OD2	1:B:191:ARG:HD2	1.87	0.74
1:B:92:TYR:CD2	1:B:146:PHE:CD2	2.76	0.74
1:B:125:LYS:HG3	1:B:128:PRO:HG2	1.69	0.74
1:B:127:PRO:C	1:B:128:PRO:CA	2.56	0.74
1:B:628:VAL:O	1:B:631:ALA:CB	2.35	0.74
1:B:743:ALA:O	1:B:747:THR:HG23	1.88	0.74
1:A:170:TYR:CE1	1:A:576:HIS:NE2	2.48	0.74
1:A:259:ARG:HB3	1:A:266:PRO:CB	2.17	0.74
1:A:345:GLN:CA	1:A:360:VAL:HG12	2.17	0.74
1:A:503:VAL:HB	1:A:519:VAL:N	2.03	0.74
1:A:636:TRP:CH2	1:A:640:PHE:CZ	2.66	0.74
1:A:651:ARG:HG2	1:A:660:LYS:HB3	1.70	0.74
1:B:38:LEU:CD1	1:B:502:VAL:HA	2.18	0.74
1:B:115:ASN:OD1	1:B:116:ARG:N	2.21	0.74
1:B:196:ARG:HG3	1:B:196:ARG:NH1	2.02	0.74
1:B:214:PHE:CA	1:B:220:LEU:HD22	2.11	0.74
1:B:257:LEU:HD23	1:B:294:TYR:CB	2.16	0.74
1:B:361:TYR:CB	1:B:414:VAL:HG11	2.17	0.74
1:B:361:TYR:HB3	1:B:414:VAL:HG21	1.68	0.74
1:B:597:ILE:HD13	1:B:713:ASP:OD2	1.88	0.74
1:B:691:VAL:O	1:B:695:GLN:HB2	1.88	0.74
1:A:42:ARG:CG	1:A:336:ILE:CD1	2.56	0.74
1:A:44:PHE:CB	1:A:334:ARG:H	2.01	0.74
1:A:349:ILE:HG13	1:A:350:ASP:N	2.03	0.74
1:A:527:ARG:NH1	1:A:528:ILE:H	1.85	0.74

*Continued on next page...*

*Continued from previous page...*

Atom-1	Atom-2	Interatomic distance (Å)	Clash overlap (Å)
1:B:358:VAL:CG2	1:B:438:THR:HG22	2.17	0.74
1:A:36:LEU:HG	1:A:263:PRO:C	2.08	0.74
1:A:101:GLU:HA	1:A:104:ARG:NE	2.02	0.74
1:A:160:PRO:HB3	1:A:208:LYS:HD3	1.67	0.74
1:A:305:GLU:O	1:A:307:ILE:HG13	1.88	0.74
1:A:345:GLN:HB3	1:A:556:GLN:NE2	2.02	0.74
1:B:14:ARG:NH1	1:B:17:THR:HG21	2.03	0.74
1:B:44:PHE:CZ	1:B:324:ALA:HB1	2.23	0.74
1:B:124:GLY:H	1:B:165:LEU:CD1	2.00	0.74
1:B:124:GLY:N	1:B:165:LEU:HD11	2.03	0.74
1:B:225:ILE:O	1:B:228:HIS:N	2.21	0.74
1:B:401:LEU:HA	1:B:404:ILE:CD1	2.17	0.74
1:B:719:ASN:CG	1:B:720:ARG:H	1.91	0.74
1:A:18:GLN:CD	1:A:520:TRP:HH2	1.91	0.73
1:A:198:MET:O	1:A:201:ALA:HB3	1.88	0.73
1:A:420:VAL:HG11	1:A:643:ASP:OD1	1.88	0.73
1:A:748:LYS:NZ	1:A:748:LYS:HA	2.02	0.73
1:B:628:VAL:HA	1:B:631:ALA:HB3	1.69	0.73
1:A:16:LEU:HD11	1:A:463:ARG:HA	1.68	0.73
1:A:34:LEU:HG	1:A:35:GLN:N	2.02	0.73
1:A:61:ILE:HB	1:A:156:HIS:CD2	2.21	0.73
1:A:87:ASN:HD21	1:A:191:ARG:CZ	2.01	0.73
1:A:195:LEU:HD22	1:A:199:LEU:HD12	1.69	0.73
1:A:205:VAL:CG2	1:A:239:ARG:NH2	2.51	0.73
1:A:388:ASP:OD2	1:A:389:VAL:HG12	1.89	0.73
1:A:526:LEU:N	1:A:526:LEU:HD23	2.03	0.73
1:B:22:ILE:HG13	1:B:517:TYR:HD1	1.53	0.73
1:B:24:GLU:HB2	1:B:506:HIS:NE2	2.02	0.73
1:B:29:LEU:N	1:B:29:LEU:HD23	2.03	0.73
1:B:408:PHE:CD1	1:B:413:PHE:CZ	2.73	0.73
1:B:437:MET:HE1	1:B:550:ALA:HA	1.67	0.73
1:A:99:ASN:OD1	1:A:100:PRO:HD2	1.88	0.73
1:A:233:ALA:O	1:A:236:ALA:N	2.20	0.73
1:A:327:GLU:HA	1:A:331:PHE:CZ	2.23	0.73
1:A:595:VAL:CG1	1:A:698:ILE:HD12	2.17	0.73
1:B:106:LEU:CD1	1:B:154:VAL:HG11	2.19	0.73
1:B:236:ALA:O	1:B:239:ARG:HB2	1.88	0.73
1:A:217:LYS:C	1:A:219:ALA:HB2	2.08	0.73
1:A:536:GLU:OE1	1:A:536:GLU:N	2.20	0.73
1:B:2:PHE:CZ	1:B:3:ASN:O	2.42	0.73
1:B:92:TYR:CE2	1:B:146:PHE:CG	2.77	0.73

*Continued on next page...*

*Continued from previous page...*

Atom-1	Atom-2	Interatomic distance (Å)	Clash overlap (Å)
1:B:220:LEU:O	1:B:224:LEU:HD11	1.88	0.73
1:B:424:VAL:CB	1:B:430:VAL:HG13	2.17	0.73
1:A:75:GLN:HE22	1:A:447:ARG:NH2	1.86	0.73
1:A:75:GLN:HE22	1:A:447:ARG:HH21	1.35	0.73
1:A:221:ALA:HB1	1:A:225:ILE:N	2.02	0.73
1:A:568:LEU:N	1:A:568:LEU:HD12	2.04	0.73
1:A:632:ILE:HD13	1:A:632:ILE:N	2.04	0.73
1:A:690:ALA:O	1:A:693:LEU:CB	2.32	0.73
1:A:754:ASN:OD1	1:A:756:LEU:HB2	1.89	0.73
1:B:89:PHE:HE1	1:B:146:PHE:N	1.85	0.73
1:B:131:ILE:HD12	1:B:134:GLN:HB3	1.70	0.73
1:B:136:ARG:HD3	1:B:147:HIS:HD2	1.54	0.73
1:B:156:HIS:ND1	1:B:157:VAL:HG22	2.03	0.73
1:B:715:HIS:HA	1:B:719:ASN:CB	2.18	0.73
1:A:205:VAL:HG12	1:A:206:ASP:H	1.53	0.73
1:A:733:GLN:HA	1:A:733:GLN:HE21	1.51	0.73
1:B:33:ALA:O	1:B:35:GLN:NE2	2.21	0.73
1:B:58:LYS:HE2	1:B:58:LYS:N	2.02	0.73
1:B:308:PHE:HZ	1:B:318:ILE:H	1.35	0.73
1:B:485:ASN:OD1	1:B:486:TYR:HD1	1.70	0.73
1:B:627:THR:O	1:B:628:VAL:C	2.23	0.73
1:A:510:ALA:HB1	1:A:511:ALA:HB2	1.69	0.73
1:A:544:GLU:HB3	1:A:545:PRO:CA	2.18	0.73
1:B:35:GLN:CG	1:B:502:VAL:HG23	2.18	0.73
1:B:36:LEU:HD12	1:B:36:LEU:N	2.03	0.73
1:B:106:LEU:C	1:B:110:ILE:HG13	2.09	0.73
1:B:156:HIS:HD2	1:B:158:LEU:HB3	1.52	0.73
1:B:156:HIS:HB3	1:B:206:ASP:CG	2.08	0.73
1:B:233:ALA:HA	1:B:236:ALA:HB3	1.69	0.73
1:B:361:TYR:CD1	1:B:441:PHE:CD2	2.77	0.73
1:B:451:LEU:HG	1:B:453:ARG:NE	2.02	0.73
1:B:522:VAL:HG21	1:B:540:ILE:HD12	1.70	0.73
1:B:540:ILE:HD13	1:B:551:TYR:HB2	1.70	0.73
1:B:590:GLU:HB2	1:B:607:LYS:CG	2.17	0.73
1:B:608:GLU:N	1:B:609:PHE:HB2	2.02	0.73
1:B:681:ILE:HG22	1:B:731:VAL:CB	2.17	0.73
1:A:181:PRO:HB2	1:A:484:PHE:CZ	2.23	0.73
1:A:245:ASP:O	1:A:249:VAL:N	2.22	0.73
1:A:274:ARG:HG2	1:A:274:ARG:NH1	2.03	0.73
1:A:532:TYR:OH	1:A:541:ARG:HD3	1.88	0.73
1:A:570:ASN:OD1	1:A:571:HIS:N	2.21	0.73

*Continued on next page...*



*Continued from previous page...*

Atom-1	Atom-2	Interatomic distance (Å)	Clash overlap (Å)
1:A:636:TRP:CD2	1:A:640:PHE:CE1	2.76	0.73
1:A:690:ALA:CA	1:A:693:LEU:HD22	2.19	0.73
1:B:103:TRP:HE1	1:B:231:ASN:CA	2.01	0.73
1:B:199:LEU:C	1:B:202:LEU:HB2	2.09	0.73
1:B:247:ASN:OD1	1:B:248:ALA:N	2.21	0.73
1:B:317:ILE:HG23	1:B:320:TRP:CD2	2.24	0.73
1:B:385:ARG:C	1:B:386:PHE:HD1	1.92	0.73
1:B:708:ILE:HD12	1:B:709:ASP:N	2.03	0.73
1:A:51:GLU:HA	1:A:174:VAL:HG11	1.70	0.73
1:A:60:ASN:OD1	1:A:156:HIS:ND1	2.21	0.73
1:A:343:ILE:H	1:A:559:GLU:HG2	1.53	0.73
1:B:102:ILE:HG22	1:B:138:LEU:CD1	2.19	0.73
1:B:309:SER:CB	1:B:315:SER:CA	2.67	0.73
1:B:317:ILE:HG23	1:B:320:TRP:CE3	2.23	0.73
1:B:360:VAL:HG22	1:B:438:THR:C	2.08	0.73
1:B:560:VAL:CG2	1:B:562:GLN:H	1.97	0.73
1:A:45:SER:C	1:A:332:LYS:HB2	2.09	0.73
1:A:263:PRO:HG3	1:A:502:VAL:HG23	1.70	0.73
1:A:694:ALA:HB2	1:A:726:TRP:CZ3	2.24	0.73
1:B:18:GLN:CG	1:B:487:TYR:OH	2.36	0.73
1:B:22:ILE:CG2	1:B:506:HIS:ND1	2.51	0.73
1:B:24:GLU:HA	1:B:25:LEU:HD13	1.70	0.73
1:B:101:GLU:OE1	1:B:101:GLU:N	2.21	0.73
1:B:182:ASN:HB3	1:B:484:PHE:CZ	2.23	0.73
1:B:523:ARG:HG3	1:B:538:GLY:O	1.89	0.73
1:B:610:GLU:CG	1:B:614:LEU:O	2.36	0.73
1:B:619:GLU:OE1	1:B:619:GLU:N	2.22	0.73
1:A:37:PRO:HB2	1:A:501:VAL:HG23	1.69	0.72
1:A:99:ASN:ND2	1:A:101:GLU:CD	2.42	0.72
1:A:323:GLU:OE2	1:A:328:VAL:HG22	1.88	0.72
1:A:528:ILE:HD12	1:A:528:ILE:N	2.03	0.72
1:A:638:SER:O	1:A:641:VAL:CB	2.36	0.72
1:A:655:ARG:N	1:A:656:ASP:HB2	2.04	0.72
1:A:674:LEU:HA	1:A:677:LYS:HE2	1.71	0.72
1:B:3:ASN:C	1:B:4:LEU:HD12	2.09	0.72
1:B:321:PHE:HZ	1:B:326:SER:CB	2.01	0.72
1:B:364:TRP:HE1	1:B:628:VAL:HG13	1.53	0.72
1:B:373:PHE:HD2	1:B:583:ALA:CB	1.72	0.72
1:B:592:ALA:HA	1:B:726:TRP:HZ2	1.54	0.72
1:B:597:ILE:CB	1:B:714:LEU:HA	2.19	0.72
1:B:720:ARG:O	1:B:724:ARG:CB	2.28	0.72

*Continued on next page...*

*Continued from previous page...*

Atom-1	Atom-2	Interatomic distance (Å)	Clash overlap (Å)
1:A:148:HIS:CE1	1:A:578:TRP:HH2	2.07	0.72
1:A:205:VAL:HG12	1:A:206:ASP:N	2.04	0.72
1:A:221:ALA:HB1	1:A:225:ILE:H	1.53	0.72
1:A:448:ASP:CB	1:A:455:PRO:HD3	2.16	0.72
1:A:623:ILE:CD1	1:A:624:LEU:H	2.02	0.72
1:A:689:SER:O	1:A:690:ALA:C	2.25	0.72
1:B:9:LEU:HD11	1:B:544:GLU:OE1	1.89	0.72
1:B:106:LEU:O	1:B:109:TYR:N	2.22	0.72
1:B:614:LEU:CD1	1:B:615:GLY:C	2.57	0.72
1:B:642:GLU:HA	1:B:645:ARG:HH11	0.77	0.72
1:B:695:GLN:HE22	1:B:715:HIS:CE1	2.07	0.72
1:B:702:MET:HA	1:B:702:MET:CE	2.18	0.72
1:A:4:LEU:HB2	1:A:9:LEU:HA	1.70	0.72
1:A:35:GLN:O	1:A:502:VAL:HG11	1.88	0.72
1:A:213:THR:CB	1:A:215:LYS:HZ2	2.01	0.72
1:A:257:LEU:HD22	1:A:261:TRP:CH2	2.24	0.72
1:A:278:THR:O	1:A:279:ASN:ND2	2.22	0.72
1:A:347:SER:CA	1:A:554:PRO:HB3	2.20	0.72
1:A:600:LYS:HE2	1:A:705:ARG:NH1	2.04	0.72
1:B:38:LEU:HD13	1:B:38:LEU:N	2.02	0.72
1:B:235:THR:HB	1:B:239:ARG:NH1	2.03	0.72
1:B:497:HIS:HD2	1:B:549:ILE:CD1	1.98	0.72
1:B:526:LEU:C	1:B:527:ARG:NH1	2.43	0.72
1:A:18:GLN:C	1:A:21:ALA:H	1.91	0.72
1:A:377:LYS:HE3	1:A:379:ALA:N	2.04	0.72
1:A:408:PHE:CE1	1:A:636:TRP:NE1	2.43	0.72
1:A:476:SER:C	1:A:478:ASP:N	2.37	0.72
1:A:493:TYR:CE1	1:A:549:ILE:HD12	2.22	0.72
1:A:541:ARG:HD2	1:A:542:THR:CA	2.18	0.72
1:B:724:ARG:HA	1:B:724:ARG:NE	2.04	0.72
1:A:2:PHE:CD2	1:A:459:ILE:CG2	2.50	0.72
1:A:61:ILE:HG23	1:A:62:ASP:N	2.05	0.72
1:A:404:ILE:HD13	1:A:681:ILE:HG23	1.66	0.72
1:A:444:VAL:CG2	1:A:445:VAL:N	2.45	0.72
1:B:369:GLU:C	1:B:370:ILE:HG12	2.08	0.72
1:B:404:ILE:O	1:B:407:THR:HG22	1.90	0.72
1:B:607:LYS:CB	1:B:608:GLU:CB	2.68	0.72
1:B:668:MET:HA	1:B:671:ALA:HB3	1.70	0.72
1:A:3:ASN:ND2	1:A:439:LEU:HD21	2.05	0.72
1:A:18:GLN:HG2	1:A:491:MET:CE	2.15	0.72
1:A:144:GLU:O	1:A:146:PHE:N	2.22	0.72

*Continued on next page...*

*Continued from previous page...*

Atom-1	Atom-2	Interatomic distance (Å)	Clash overlap (Å)
1:A:237:PHE:CA	1:A:240:SER:HB3	2.18	0.72
1:A:346:THR:CG2	1:A:359:VAL:O	2.18	0.72
1:A:439:LEU:H	1:A:439:LEU:CD2	2.03	0.72
1:B:6:VAL:CG2	1:B:530:VAL:HA	2.19	0.72
1:B:67:ALA:CA	1:B:70:PHE:HB2	2.19	0.72
1:B:156:HIS:CE1	1:B:210:LEU:HD21	2.23	0.72
1:B:156:HIS:HD2	1:B:158:LEU:CB	2.03	0.72
1:B:341:SER:O	1:B:559:GLU:HB2	1.89	0.72
1:B:453:ARG:N	1:B:453:ARG:HD2	2.03	0.72
1:B:501:VAL:HG13	1:B:520:TRP:NE1	2.03	0.72
1:A:278:THR:HG23	1:A:281:ILE:HG12	1.70	0.72
1:A:630:HIS:N	1:A:737:LEU:HG	2.04	0.72
1:A:713:ASP:O	1:A:714:LEU:CD2	2.38	0.72
1:B:45:SER:HA	1:B:181:PRO:CD	2.18	0.72
1:B:86:VAL:HB	1:B:191:ARG:CG	2.19	0.72
1:B:694:ALA:HB1	1:B:726:TRP:NE1	2.04	0.72
1:B:737:LEU:C	1:B:738:LEU:HD22	2.09	0.72
1:A:365:GLN:NE2	1:A:366:PHE:HA	2.05	0.72
1:A:413:PHE:CZ	1:A:639:TRP:CZ2	2.57	0.72
1:A:524:THR:OG1	1:A:538:GLY:C	2.27	0.72
1:A:636:TRP:CZ2	1:A:640:PHE:HE2	1.78	0.72
1:A:637:TYR:HH	1:A:745:ALA:HB1	1.53	0.72
1:A:653:THR:HA	1:A:655:ARG:HG3	1.58	0.72
1:A:663:ILE:HD12	1:A:664:ASP:N	2.04	0.72
1:B:182:ASN:C	1:B:186:LEU:CD1	2.58	0.72
1:B:183:PHE:CZ	1:B:301:ARG:NH1	2.51	0.72
1:B:215:LYS:O	1:B:215:LYS:NZ	2.22	0.72
1:B:371:THR:CA	1:B:623:ILE:CG1	2.68	0.72
1:A:24:GLU:CA	1:A:26:LYS:HB2	2.20	0.72
1:A:34:LEU:HD23	1:A:504:SER:CB	2.20	0.72
1:A:196:ARG:O	1:A:197:ARG:NH2	2.22	0.72
1:A:354:GLN:H	1:A:354:GLN:CD	1.92	0.72
1:A:547:GLU:HA	1:A:550:ALA:HB3	1.71	0.72
1:A:669:GLN:HG2	1:A:670:ASN:N	2.05	0.72
1:B:14:ARG:CZ	1:B:17:THR:HG21	2.20	0.72
1:B:47:SER:CB	1:B:332:LYS:HZ1	2.03	0.72
1:B:104:ARG:C	1:B:105:LYS:HZ3	1.92	0.72
1:B:129:THR:HA	1:B:151:THR:HG22	1.72	0.72
1:B:308:PHE:HZ	1:B:318:ILE:N	1.87	0.72
1:A:194:ASP:OD2	1:A:198:MET:HE2	1.89	0.72
1:A:361:TYR:CZ	1:A:414:VAL:HG21	2.25	0.72

*Continued on next page...*

*Continued from previous page...*

Atom-1	Atom-2	Interatomic distance (Å)	Clash overlap (Å)
1:A:363:ASP:O	1:A:364:TRP:CD2	2.42	0.72
1:A:606:VAL:HG22	1:A:610:GLU:OE1	1.90	0.72
1:B:46:ALA:CB	1:B:179:THR:HA	2.16	0.72
1:B:126:VAL:N	1:B:128:PRO:HD3	2.05	0.72
1:B:129:THR:HA	1:B:151:THR:CG2	2.20	0.72
1:B:195:LEU:HD23	1:B:199:LEU:HD11	1.72	0.72
1:B:268:GLU:O	1:B:269:LEU:HD22	1.90	0.72
1:B:361:TYR:HD1	1:B:441:PHE:CD2	2.08	0.72
1:B:533:ASN:HB2	1:B:535:ILE:CD1	2.20	0.72
1:B:604:ALA:CB	1:B:698:ILE:HG23	2.19	0.72
1:A:182:ASN:ND2	1:A:184:TYR:HB2	2.05	0.71
1:A:271:PRO:CB	1:A:276:ARG:NH1	2.52	0.71
1:A:294:TYR:HE1	1:A:515:SER:CA	2.02	0.71
1:A:365:GLN:CD	1:A:366:PHE:HA	2.11	0.71
1:A:630:HIS:HA	1:A:737:LEU:HD12	1.71	0.71
1:B:118:ILE:N	1:B:222:PRO:HG3	2.00	0.71
1:B:345:GLN:HB3	1:B:554:PRO:CA	2.18	0.71
1:B:349:ILE:CD1	1:B:353:GLY:HA3	2.15	0.71
1:B:455:PRO:O	1:B:459:ILE:HG13	1.89	0.71
1:B:585:THR:N	1:B:622:ARG:HG3	2.05	0.71
1:B:597:ILE:CD1	1:B:713:ASP:O	2.37	0.71
1:A:108:ALA:O	1:A:112:GLY:CA	2.38	0.71
1:A:201:ALA:C	1:A:204:SER:H	1.93	0.71
1:A:363:ASP:O	1:A:364:TRP:CG	2.42	0.71
1:A:377:LYS:HE3	1:A:379:ALA:CA	2.19	0.71
1:B:38:LEU:HD22	1:B:38:LEU:N	2.01	0.71
1:B:69:LEU:N	1:B:69:LEU:HD22	2.05	0.71
1:B:72:GLN:CG	1:B:174:VAL:HG12	2.18	0.71
1:B:309:SER:CB	1:B:315:SER:OG	2.37	0.71
1:B:407:THR:HG23	1:B:408:PHE:CG	2.18	0.71
1:B:606:VAL:CG2	1:B:693:LEU:HD21	2.20	0.71
1:B:623:ILE:HD12	1:B:625:LYS:CA	2.20	0.71
1:B:706:GLY:O	1:B:709:ASP:HB3	1.90	0.71
1:A:36:LEU:HG	1:A:263:PRO:O	1.90	0.71
1:A:43:THR:OG1	1:A:332:LYS:HE2	1.89	0.71
1:A:61:ILE:HG21	1:A:156:HIS:CD2	2.18	0.71
1:A:86:VAL:CG2	1:A:191:ARG:HG2	2.19	0.71
1:B:13:ALA:HB3	1:B:16:LEU:CD2	2.20	0.71
1:B:38:LEU:HD21	1:B:501:VAL:H	1.51	0.71
1:B:100:PRO:O	1:B:104:ARG:N	2.23	0.71
1:B:384:GLN:HE22	1:B:576:HIS:CA	2.02	0.71

*Continued on next page...*

*Continued from previous page...*

Atom-1	Atom-2	Interatomic distance (Å)	Clash overlap (Å)
1:B:501:VAL:CA	1:B:519:VAL:O	2.38	0.71
1:A:2:PHE:CZ	1:A:486:TYR:CZ	2.73	0.71
1:A:21:ALA:O	1:A:299:LYS:HG2	1.90	0.71
1:A:532:TYR:HE1	1:A:543:PRO:HD2	1.54	0.71
1:B:68:ARG:O	1:B:71:PHE:HB3	1.88	0.71
1:B:371:THR:H	1:B:623:ILE:HG13	1.54	0.71
1:B:376:VAL:CB	1:B:386:PHE:H	2.02	0.71
1:B:505:GLU:C	1:B:517:TYR:OH	2.27	0.71
1:B:510:ALA:HB3	1:B:511:ALA:CA	2.20	0.71
1:B:522:VAL:O	1:B:540:ILE:N	2.19	0.71
1:B:535:ILE:HD11	1:B:540:ILE:O	1.89	0.71
1:B:596:THR:CG2	1:B:601:ARG:CZ	2.69	0.71
1:A:4:LEU:HD21	1:A:17:THR:HG21	1.72	0.71
1:A:35:GLN:CB	1:A:263:PRO:CB	2.68	0.71
1:A:35:GLN:C	1:A:502:VAL:HG11	2.10	0.71
1:A:346:THR:CB	1:A:358:VAL:C	2.58	0.71
1:A:490:VAL:HG23	1:A:491:MET:N	2.04	0.71
1:B:23:GLY:O	1:B:25:LEU:CD1	2.39	0.71
1:B:45:SER:HB2	1:B:181:PRO:CD	2.14	0.71
1:B:302:GLY:CA	1:B:303:ARG:HH12	1.99	0.71
1:B:344:GLY:HA2	1:B:555:ILE:O	1.90	0.71
1:B:358:VAL:HG21	1:B:438:THR:HB	1.71	0.71
1:B:377:LYS:CA	1:B:385:ARG:HD3	2.21	0.71
1:B:530:VAL:HB	1:B:551:TYR:CE1	2.25	0.71
1:B:545:PRO:O	1:B:548:ALA:N	2.23	0.71
1:B:650:ALA:HA	1:B:653:THR:OG1	1.91	0.71
1:A:176:ARG:NH1	1:A:446:GLU:CG	2.53	0.71
1:A:303:ARG:NH1	1:A:303:ARG:HB2	2.05	0.71
1:A:502:VAL:H	1:A:518:LEU:HD13	1.55	0.71
1:A:530:VAL:HG21	1:A:551:TYR:CE2	2.25	0.71
1:A:553:LYS:HA	1:A:553:LYS:HE3	1.71	0.71
1:B:164:ILE:HG23	1:B:165:LEU:HD12	1.71	0.71
1:B:245:ASP:OD1	1:B:248:ALA:N	2.18	0.71
1:B:522:VAL:HB	1:B:540:ILE:CD1	2.19	0.71
1:B:533:ASN:HD22	1:B:551:TYR:HE2	1.38	0.71
1:B:583:ALA:CA	1:B:624:LEU:CB	2.61	0.71
1:B:585:THR:H	1:B:622:ARG:HG3	1.55	0.71
1:B:704:GLY:N	1:B:708:ILE:HD11	2.05	0.71
1:A:24:GLU:HG3	1:A:26:LYS:HG2	1.72	0.71
1:A:241:ARG:HD3	1:A:241:ARG:C	2.11	0.71
1:A:492:HIS:O	1:A:495:VAL:HB	1.90	0.71

*Continued on next page...*

*Continued from previous page...*

Atom-1	Atom-2	Interatomic distance (Å)	Clash overlap (Å)
1:A:505:GLU:OE2	1:A:507:GLN:HA	1.91	0.71
1:A:654:SER:N	1:A:655:ARG:HB2	2.05	0.71
1:A:693:LEU:HB3	1:A:726:TRP:HH2	1.54	0.71
1:B:44:PHE:CE2	1:B:333:LEU:HD22	2.25	0.71
1:B:245:ASP:CB	1:B:248:ALA:HB3	2.17	0.71
1:B:259:ARG:O	1:B:269:LEU:HD11	1.91	0.71
1:B:341:SER:O	1:B:342:TYR:CB	2.36	0.71
1:B:342:TYR:HB3	1:B:559:GLU:CB	2.21	0.71
1:B:358:VAL:HG23	1:B:438:THR:HG22	1.72	0.71
1:B:364:TRP:CB	1:B:410:VAL:HG11	2.20	0.71
1:B:607:LYS:H	1:B:609:PHE:CB	2.04	0.71
1:B:666:ARG:HG3	1:B:669:GLN:HE21	1.54	0.71
1:A:42:ARG:HH11	1:A:336:ILE:CD1	1.91	0.71
1:A:52:LEU:C	1:A:53:LEU:HD23	2.11	0.71
1:A:82:VAL:N	1:A:85:LEU:HD21	2.06	0.71
1:A:126:VAL:C	1:A:166:PRO:HB3	2.10	0.71
1:A:336:ILE:HD13	1:A:336:ILE:N	2.06	0.71
1:A:676:ARG:HA	1:A:679:GLU:CG	2.21	0.71
1:B:339:THR:OG1	1:B:496:ALA:CB	2.38	0.71
1:B:404:ILE:HG21	1:B:737:LEU:CG	2.18	0.71
1:B:596:THR:HG21	1:B:601:ARG:HD2	1.72	0.71
1:B:673:THR:C	1:B:677:LYS:HZ1	1.94	0.71
1:A:18:GLN:OE1	1:A:295:GLN:NE2	2.23	0.71
1:A:81:SER:OG	1:A:82:VAL:N	2.23	0.71
1:A:144:GLU:O	1:A:145:LEU:HD12	1.89	0.71
1:A:223:ALA:O	1:A:226:SER:N	2.23	0.71
1:A:259:ARG:HD2	1:A:266:PRO:HA	1.71	0.71
1:A:377:LYS:HE3	1:A:379:ALA:C	2.10	0.71
1:A:430:VAL:HG12	1:A:529:PRO:CB	2.16	0.71
1:A:492:HIS:CA	1:A:495:VAL:HG23	2.20	0.71
1:A:527:ARG:HH12	1:A:528:ILE:CD1	2.02	0.71
1:B:103:TRP:CE2	1:B:230:ALA:HB3	2.26	0.71
1:B:332:LYS:HD2	1:B:334:ARG:NH2	2.04	0.71
1:B:373:PHE:O	1:B:621:VAL:HA	1.91	0.71
1:B:677:LYS:O	1:B:680:MET:HG3	1.90	0.71
1:A:108:ALA:C	1:A:112:GLY:HA3	2.10	0.71
1:A:359:VAL:HG21	1:A:639:TRP:CZ2	2.26	0.71
1:A:503:VAL:HB	1:A:519:VAL:H	1.54	0.71
1:A:587:PHE:HE2	1:A:621:VAL:CA	2.04	0.71
1:A:733:GLN:HA	1:A:733:GLN:NE2	2.04	0.71
1:B:575:ILE:HG22	1:B:576:HIS:HB2	1.73	0.71

*Continued on next page...*

*Continued from previous page...*

Atom-1	Atom-2	Interatomic distance (Å)	Clash overlap (Å)
1:A:92:TYR:OH	1:A:150:THR:HG21	1.91	0.70
1:A:591:ASP:H	1:A:606:VAL:CG1	1.99	0.70
1:A:652:ARG:HH11	1:A:652:ARG:CG	2.03	0.70
1:B:93:HIS:CD2	1:B:237:PHE:CD1	2.70	0.70
1:B:114:SER:OG	1:B:117:ALA:HB2	1.91	0.70
1:B:186:LEU:HD12	1:B:186:LEU:N	2.05	0.70
1:B:292:ILE:HD12	1:B:292:ILE:N	2.06	0.70
1:B:314:SER:HB2	1:B:317:ILE:CB	2.19	0.70
1:B:408:PHE:HB3	1:B:632:ILE:CG1	2.20	0.70
1:B:600:LYS:HB2	1:B:602:TYR:OH	1.90	0.70
1:B:607:LYS:CB	1:B:608:GLU:CA	2.69	0.70
1:B:619:GLU:HB2	1:B:620:ARG:HG3	1.72	0.70
1:B:694:ALA:HB1	1:B:726:TRP:HE1	1.56	0.70
1:A:59:GLY:O	1:A:156:HIS:CG	2.44	0.70
1:A:60:ASN:C	1:A:156:HIS:CG	2.57	0.70
1:A:89:PHE:HE2	1:A:146:PHE:HD2	1.34	0.70
1:A:201:ALA:HA	1:A:204:SER:OG	1.90	0.70
1:A:290:LEU:HD12	1:A:290:LEU:O	1.90	0.70
1:B:40:PHE:HE2	1:B:495:VAL:HG12	1.55	0.70
1:B:60:ASN:O	1:B:61:ILE:HD12	1.90	0.70
1:B:105:LYS:N	1:B:105:LYS:HZ3	1.89	0.70
1:B:127:PRO:C	1:B:131:ILE:H	1.94	0.70
1:B:408:PHE:HB2	1:B:632:ILE:CD1	2.21	0.70
1:B:590:GLU:CA	1:B:607:LYS:HB3	2.21	0.70
1:B:681:ILE:HG22	1:B:731:VAL:HG13	1.59	0.70
1:B:705:ARG:HA	1:B:705:ARG:NE	2.05	0.70
1:A:29:LEU:HD22	1:A:29:LEU:H	1.56	0.70
1:A:338:GLU:C	1:A:341:SER:H	1.93	0.70
1:A:503:VAL:HG23	1:A:519:VAL:CB	2.21	0.70
1:B:4:LEU:CB	1:B:5:LYS:HB2	2.19	0.70
1:B:97:ALA:HB2	1:B:234:THR:CG2	2.21	0.70
1:B:158:LEU:HD23	1:B:158:LEU:O	1.91	0.70
1:B:191:ARG:NH1	1:B:191:ARG:HB2	2.06	0.70
1:B:214:PHE:HD1	1:B:214:PHE:H	1.37	0.70
1:B:462:LEU:HD12	1:B:463:ARG:HG3	1.71	0.70
1:B:471:LEU:CB	1:B:476:SER:HA	2.21	0.70
1:B:568:LEU:HB2	1:B:571:HIS:HB2	1.73	0.70
1:B:647:LEU:O	1:B:647:LEU:HD22	1.91	0.70
1:B:726:TRP:CE3	1:B:729:LEU:HB2	2.26	0.70
1:A:278:THR:HG21	1:A:281:ILE:HG21	1.72	0.70
1:A:281:ILE:HD13	1:A:285:ARG:HH21	1.56	0.70

*Continued on next page...*



*Continued from previous page...*

Atom-1	Atom-2	Interatomic distance (Å)	Clash overlap (Å)
1:A:544:GLU:HG2	1:A:547:GLU:HB2	1.73	0.70
1:A:597:ILE:CD1	1:A:598:ARG:HD2	2.14	0.70
1:A:630:HIS:CB	1:A:737:LEU:HD21	2.17	0.70
1:B:102:ILE:HG21	1:B:135:LEU:HD21	1.73	0.70
1:B:127:PRO:CA	1:B:130:ALA:HB3	2.22	0.70
1:B:400:THR:HG21	1:B:686:ILE:CG1	2.21	0.70
1:B:616:GLN:C	1:B:618:ARG:CA	2.53	0.70
1:B:668:MET:HA	1:B:671:ALA:HB2	1.71	0.70
1:A:49:THR:HG23	1:A:50:SER:N	2.07	0.70
1:A:59:GLY:O	1:A:156:HIS:CD2	2.44	0.70
1:A:233:ALA:O	1:A:236:ALA:CA	2.39	0.70
1:A:309:SER:O	1:A:313:LEU:HD22	1.91	0.70
1:A:498:ASN:ND2	1:A:522:VAL:HG12	2.06	0.70
1:A:624:LEU:O	1:A:626:PRO:HD3	1.91	0.70
1:B:118:ILE:O	1:B:222:PRO:CD	2.40	0.70
1:B:145:LEU:N	1:B:145:LEU:HD12	2.06	0.70
1:B:260:LEU:HD11	1:B:285:ARG:HB2	1.73	0.70
1:B:322:ILE:HG13	1:B:323:GLU:OE1	1.92	0.70
1:B:401:LEU:HD22	1:B:404:ILE:HD11	1.71	0.70
1:B:462:LEU:HD13	1:B:463:ARG:CG	2.21	0.70
1:B:735:MET:CG	1:B:737:LEU:HD13	2.21	0.70
1:A:4:LEU:HD13	1:A:9:LEU:CB	2.22	0.70
1:A:12:SER:C	1:A:14:ARG:H	1.94	0.70
1:A:52:LEU:N	1:A:174:VAL:HG22	2.07	0.70
1:A:265:THR:CB	1:A:267:LYS:H	2.02	0.70
1:A:349:ILE:CG2	1:A:354:GLN:HA	2.20	0.70
1:A:742:GLU:O	1:A:746:LEU:N	2.22	0.70
1:B:21:ALA:CB	1:B:295:GLN:HG3	2.21	0.70
1:B:38:LEU:HD21	1:B:501:VAL:C	2.12	0.70
1:B:243:ASN:HD21	1:B:244:PHE:HD2	1.38	0.70
1:A:194:ASP:O	1:A:198:MET:N	2.24	0.70
1:A:346:THR:OG1	1:A:347:SER:O	2.08	0.70
1:A:386:PHE:CD1	1:A:576:HIS:HB3	2.26	0.70
1:B:294:TYR:O	1:B:298:VAL:HG23	1.92	0.70
1:B:363:ASP:CB	1:B:441:PHE:HB3	2.21	0.70
1:B:571:HIS:CA	1:B:574:SER:HB2	2.17	0.70
1:A:42:ARG:O	1:A:289:ALA:C	2.29	0.70
1:A:47:SER:H	1:A:48:MET:CE	2.05	0.70
1:A:148:HIS:NE2	1:A:578:TRP:HH2	1.89	0.70
1:A:232:ALA:O	1:A:236:ALA:CB	2.39	0.70
1:A:546:LEU:O	1:A:549:ILE:N	2.25	0.70

*Continued on next page...*

*Continued from previous page...*

Atom-1	Atom-2	Interatomic distance (Å)	Clash overlap (Å)
1:B:7:LYS:CD	1:B:531:GLY:HA2	2.10	0.70
1:B:56:VAL:O	1:B:170:TYR:HB2	1.92	0.70
1:B:156:HIS:CD2	1:B:210:LEU:HD22	2.21	0.70
1:B:283:GLN:NE2	1:B:283:GLN:H	1.90	0.70
1:B:372:ALA:HB3	1:B:389:VAL:CB	2.21	0.70
1:B:518:LEU:O	1:B:543:PRO:HA	1.92	0.70
1:A:600:LYS:HE2	1:A:705:ARG:CZ	2.22	0.70
1:A:677:LYS:HA	1:A:680:MET:CG	2.21	0.70
1:A:715:HIS:CD2	1:A:716:VAL:HG13	2.26	0.70
1:B:45:SER:HA	1:B:181:PRO:HD3	1.71	0.70
1:B:106:LEU:O	1:B:110:ILE:HG13	1.91	0.70
1:B:312:GLU:HG3	1:B:313:LEU:H	1.55	0.70
1:B:354:GLN:HB2	1:B:528:ILE:HG21	0.74	0.70
1:B:623:ILE:HD12	1:B:625:LYS:HB3	0.75	0.70
1:A:654:SER:CA	1:A:655:ARG:CB	2.59	0.70
1:A:718:ILE:C	1:A:722:ARG:H	1.95	0.70
1:A:732:LEU:C	1:A:738:LEU:HD21	2.12	0.70
1:B:449:TYR:CB	1:B:634:GLN:OE1	2.40	0.70
1:B:580:TRP:CZ3	1:B:583:ALA:HB2	2.26	0.70
1:B:726:TRP:CE3	1:B:726:TRP:HA	2.27	0.70
1:A:493:TYR:OH	1:A:549:ILE:HB	1.91	0.69
1:A:629:ALA:HB3	1:A:735:MET:CE	2.23	0.69
1:A:723:ILE:CG2	1:A:724:ARG:HD3	2.10	0.69
1:A:729:LEU:CD1	1:A:733:GLN:HG2	2.18	0.69
1:B:68:ARG:HH22	1:B:328:VAL:HA	1.57	0.69
1:B:173:ARG:O	1:B:174:VAL:CG1	2.40	0.69
1:B:180:TYR:HE2	1:B:492:HIS:CE1	2.08	0.69
1:B:228:HIS:HA	1:B:231:ASN:HB3	1.73	0.69
1:B:235:THR:HB	1:B:239:ARG:HH22	1.56	0.69
1:B:282:ASP:HB2	1:B:285:ARG:NH2	2.07	0.69
1:B:345:GLN:HB2	1:B:554:PRO:HA	1.73	0.69
1:B:462:LEU:CD1	1:B:463:ARG:HG3	2.22	0.69
1:B:527:ARG:H	1:B:527:ARG:HD2	1.57	0.69
1:B:542:THR:HG21	1:B:547:GLU:CB	2.20	0.69
1:B:756:LEU:HG	1:B:757:GLY:H	1.57	0.69
1:A:22:ILE:HG22	1:A:23:GLY:N	2.03	0.69
1:A:170:TYR:HA	1:A:576:HIS:CE1	2.26	0.69
1:A:200:THR:O	1:A:204:SER:N	2.25	0.69
1:A:285:ARG:O	1:A:288:LEU:HD13	1.93	0.69
1:A:505:GLU:HG2	1:A:515:SER:O	1.91	0.69
1:A:605:GLU:C	1:A:607:LYS:HZ1	1.94	0.69

*Continued on next page...*

*Continued from previous page...*

Atom-1	Atom-2	Interatomic distance (Å)	Clash overlap (Å)
1:A:671:ALA:HB1	1:A:753:SER:C	2.11	0.69
1:B:102:ILE:HD12	1:B:103:TRP:N	2.08	0.69
1:B:190:VAL:HG12	1:B:323:GLU:HB3	1.72	0.69
1:B:371:THR:OG1	1:B:623:ILE:CG1	2.40	0.69
1:B:501:VAL:C	1:B:502:VAL:HG13	2.12	0.69
1:A:108:ALA:CA	1:A:112:GLY:CA	2.66	0.69
1:A:236:ALA:HA	1:A:239:ARG:HD3	1.74	0.69
1:A:287:ASN:ND2	1:A:290:LEU:HD21	2.07	0.69
1:A:374:THR:HG22	1:A:620:ARG:NH1	2.06	0.69
1:A:444:VAL:C	1:A:446:GLU:N	2.41	0.69
1:A:459:ILE:HG12	1:A:486:TYR:CE2	2.27	0.69
1:A:547:GLU:CA	1:A:550:ALA:HB3	2.22	0.69
1:A:732:LEU:CG	1:A:738:LEU:HD21	2.22	0.69
1:A:758:MET:CB	1:A:759:VAL:HA	2.21	0.69
1:B:57:GLY:CA	1:B:58:LYS:HE2	2.21	0.69
1:B:312:GLU:OE1	1:B:313:LEU:HD23	1.91	0.69
1:B:340:THR:HB	1:B:342:TYR:OH	1.91	0.69
1:B:401:LEU:CD2	1:B:404:ILE:HD11	2.22	0.69
1:B:506:HIS:HB2	1:B:517:TYR:HH	1.56	0.69
1:B:742:GLU:HA	1:B:742:GLU:OE1	1.92	0.69
1:B:756:LEU:CG	1:B:757:GLY:H	2.05	0.69
1:A:22:ILE:HD11	1:A:295:GLN:CD	2.12	0.69
1:A:54:TRP:O	1:A:171:VAL:HA	1.92	0.69
1:A:213:THR:HB	1:A:215:LYS:HB3	1.72	0.69
1:A:393:ILE:CG2	1:A:612:LEU:HD12	2.22	0.69
1:A:471:LEU:HD12	1:A:477:ASN:H	1.56	0.69
1:A:685:GLY:C	1:A:687:GLY:N	2.43	0.69
1:B:106:LEU:O	1:B:110:ILE:N	2.25	0.69
1:B:196:ARG:HG3	1:B:196:ARG:HH11	1.56	0.69
1:B:216:ALA:H	1:B:220:LEU:HD12	1.56	0.69
1:B:362:GLU:OE2	1:B:442:PRO:N	2.26	0.69
1:B:426:GLN:O	1:B:429:THR:HG22	1.92	0.69
1:B:535:ILE:HG12	1:B:539:SER:O	1.91	0.69
1:B:756:LEU:HD12	1:B:757:GLY:N	2.08	0.69
1:A:128:PRO:HD3	1:A:166:PRO:CB	2.16	0.69
1:A:180:TYR:HB3	1:A:331:PHE:CA	2.22	0.69
1:A:346:THR:HG23	1:A:438:THR:OG1	1.93	0.69
1:A:436:GLU:C	1:A:438:THR:H	1.96	0.69
1:A:455:PRO:HA	1:A:458:ALA:CB	2.23	0.69
1:A:614:LEU:HD23	1:A:615:GLY:H	1.57	0.69
1:A:690:ALA:HA	1:A:693:LEU:HD22	1.73	0.69

*Continued on next page...*

*Continued from previous page...*

Atom-1	Atom-2	Interatomic distance (Å)	Clash overlap (Å)
1:A:748:LYS:HA	1:A:748:LYS:CE	2.23	0.69
1:B:90:THR:O	1:B:237:PHE:CE1	2.46	0.69
1:B:153:PHE:CE2	1:B:202:LEU:HB3	2.27	0.69
1:B:156:HIS:CD2	1:B:158:LEU:HB3	2.27	0.69
1:B:444:VAL:HB	1:B:486:TYR:CZ	2.27	0.69
1:B:674:LEU:CD1	1:B:749:VAL:HG21	2.22	0.69
1:B:684:THR:OG1	1:B:731:VAL:HG22	1.91	0.69
1:A:4:LEU:CB	1:A:13:ALA:HB3	2.22	0.69
1:A:40:PHE:CD2	1:A:288:LEU:C	2.53	0.69
1:A:82:VAL:CA	1:A:85:LEU:HD21	2.21	0.69
1:A:104:ARG:CD	1:A:104:ARG:H	2.03	0.69
1:A:128:PRO:CG	1:A:129:THR:HB	2.22	0.69
1:A:422:GLU:OE2	1:B:116:ARG:CG	2.40	0.69
1:A:519:VAL:HG22	1:A:541:ARG:C	2.13	0.69
1:B:114:SER:OG	1:B:223:ALA:N	2.25	0.69
1:B:614:LEU:HD12	1:B:615:GLY:C	2.13	0.69
1:A:183:PHE:CE2	1:A:184:TYR:CD1	2.81	0.69
1:A:259:ARG:HG3	1:A:269:LEU:CD1	2.14	0.69
1:A:527:ARG:NH1	1:A:528:ILE:CD1	2.55	0.69
1:A:585:THR:O	1:A:622:ARG:HD2	1.92	0.69
1:B:53:LEU:CD1	1:B:571:HIS:ND1	2.56	0.69
1:B:68:ARG:NH1	1:B:328:VAL:O	2.26	0.69
1:B:128:PRO:HA	1:B:131:ILE:CA	2.23	0.69
1:B:275:LEU:HD11	1:B:316:THR:N	2.06	0.69
1:A:38:LEU:C	1:A:501:VAL:HG11	2.13	0.69
1:A:62:ASP:HB3	1:A:66:TYR:CE2	2.27	0.69
1:A:110:ILE:HG22	1:A:111:THR:N	2.08	0.69
1:A:129:THR:HG22	1:A:130:ALA:HB2	1.74	0.69
1:A:315:SER:CB	1:A:318:ILE:HB	2.22	0.69
1:A:595:VAL:HG23	1:A:602:TYR:O	1.92	0.69
1:B:82:VAL:HG23	1:B:188:ASP:OD2	1.93	0.69
1:B:125:LYS:CA	1:B:128:PRO:HD3	2.23	0.69
1:B:180:TYR:CE1	1:B:489:ALA:HA	2.27	0.69
1:B:370:ILE:HG21	1:B:625:LYS:HB2	1.73	0.69
1:B:425:SER:CB	1:B:429:THR:HG23	2.17	0.69
1:B:520:TRP:CZ3	1:B:548:ALA:HB1	2.27	0.69
1:B:535:ILE:O	1:B:536:GLU:CB	2.37	0.69
1:B:596:THR:HG22	1:B:601:ARG:NE	2.08	0.69
1:B:638:SER:O	1:B:641:VAL:HG23	1.92	0.69
1:B:715:HIS:C	1:B:720:ARG:HH21	1.95	0.69
1:A:6:VAL:HG12	1:A:531:GLY:CA	2.20	0.69

*Continued on next page...*

*Continued from previous page...*

Atom-1	Atom-2	Interatomic distance (Å)	Clash overlap (Å)
1:A:272:SER:CA	1:A:276:ARG:NE	2.55	0.69
1:B:173:ARG:HD2	1:B:174:VAL:CA	2.23	0.69
1:A:80:LEU:N	1:A:80:LEU:HD23	2.07	0.69
1:A:170:TYR:N	1:A:575:ILE:HG21	2.08	0.69
1:A:507:GLN:OE1	1:A:508:GLY:N	2.25	0.69
1:A:544:GLU:HG2	1:A:547:GLU:OE1	1.92	0.69
1:A:572:THR:O	1:A:573:THR:C	2.31	0.69
1:B:38:LEU:HG	1:B:501:VAL:CB	2.15	0.69
1:B:172:TYR:HD1	1:B:173:ARG:N	1.90	0.69
1:B:651:ARG:NE	1:B:660:LYS:CG	2.56	0.69
1:A:498:ASN:HD21	1:A:500:GLU:CD	1.95	0.68
1:A:661:LEU:HD22	1:A:661:LEU:N	2.01	0.68
1:A:674:LEU:CA	1:A:677:LYS:HE2	2.23	0.68
1:A:744:GLU:OE1	1:A:744:GLU:HA	1.92	0.68
1:B:22:ILE:CG1	1:B:517:TYR:HD1	2.06	0.68
1:B:216:ALA:HB1	1:B:217:LYS:HB2	1.75	0.68
1:B:316:THR:HG22	1:B:320:TRP:CD1	2.28	0.68
1:B:477:ASN:HA	1:B:480:LYS:CG	2.24	0.68
1:B:498:ASN:OD1	1:B:522:VAL:HG22	1.93	0.68
1:B:506:HIS:N	1:B:507:GLN:HB3	2.08	0.68
1:B:523:ARG:HA	1:B:539:SER:HA	1.76	0.68
1:B:602:TYR:CB	1:B:701:GLN:HB3	2.22	0.68
1:B:678:ILE:HD12	1:B:679:GLU:N	2.07	0.68
1:B:693:LEU:HG	1:B:697:ARG:HH22	1.59	0.68
1:A:213:THR:HB	1:A:215:LYS:CD	2.14	0.68
1:A:287:ASN:ND2	1:A:290:LEU:HD11	2.08	0.68
1:A:476:SER:O	1:A:477:ASN:C	2.26	0.68
1:A:578:TRP:O	1:A:579:PRO:C	2.29	0.68
1:B:45:SER:HB2	1:B:180:TYR:HA	1.74	0.68
1:B:70:PHE:HD1	1:B:85:LEU:HD11	1.56	0.68
1:B:393:ILE:CG2	1:B:397:MET:HG2	2.23	0.68
1:B:637:TYR:HA	1:B:640:PHE:CE2	2.28	0.68
1:A:16:LEU:HD11	1:A:463:ARG:CA	2.23	0.68
1:A:384:GLN:CB	1:A:578:TRP:HE1	1.97	0.68
1:A:601:ARG:CZ	1:A:601:ARG:HA	2.23	0.68
1:A:636:TRP:CE2	1:A:640:PHE:HZ	2.08	0.68
1:A:716:VAL:HG21	1:B:378:LEU:HD13	1.74	0.68
1:B:93:HIS:HB3	1:B:237:PHE:CD1	2.10	0.68
1:B:249:VAL:O	1:B:253:VAL:HG23	1.93	0.68
1:B:284:LEU:HD11	1:B:290:LEU:CD2	2.23	0.68
1:B:523:ARG:HG3	1:B:538:GLY:C	2.13	0.68

*Continued on next page...*

*Continued from previous page...*

Atom-1	Atom-2	Interatomic distance (Å)	Clash overlap (Å)
1:B:587:PHE:HA	1:B:622:ARG:HA	1.75	0.68
1:B:607:LYS:HG3	1:B:609:PHE:CG	2.05	0.68
1:A:276:ARG:O	1:A:276:ARG:NH2	2.26	0.68
1:A:344:GLY:C	1:A:360:VAL:CB	2.41	0.68
1:A:520:TRP:CE3	1:A:545:PRO:CG	2.76	0.68
1:A:522:VAL:HG23	1:A:523:ARG:O	1.94	0.68
1:B:24:GLU:C	1:B:25:LEU:HD13	2.13	0.68
1:B:368:LYS:HB2	1:B:369:GLU:OE1	1.93	0.68
1:B:377:LYS:CB	1:B:385:ARG:NE	2.57	0.68
1:B:393:ILE:HA	1:B:612:LEU:HD12	1.75	0.68
1:B:617:ARG:HG3	1:B:617:ARG:HH11	1.58	0.68
1:A:35:GLN:HB2	1:A:263:PRO:CB	2.23	0.68
1:A:82:VAL:HB	1:A:188:ASP:HB3	1.75	0.68
1:A:170:TYR:CD1	1:A:576:HIS:HE1	2.11	0.68
1:A:211:GLN:CG	1:A:214:PHE:HD2	2.05	0.68
1:A:680:MET:O	1:A:684:THR:HB	1.93	0.68
1:A:750:LEU:C	1:A:753:SER:OG	2.32	0.68
1:B:97:ALA:HB2	1:B:234:THR:CB	2.22	0.68
1:B:156:HIS:HD2	1:B:158:LEU:CA	2.07	0.68
1:B:183:PHE:N	1:B:186:LEU:HD13	2.08	0.68
1:B:228:HIS:HD2	1:B:231:ASN:HD21	0.69	0.68
1:B:471:LEU:HB2	1:B:476:SER:N	2.08	0.68
1:B:525:GLU:H	1:B:525:GLU:CD	1.96	0.68
1:A:24:GLU:CG	1:A:26:LYS:HG2	2.23	0.68
1:A:45:SER:N	1:A:332:LYS:HG3	2.08	0.68
1:A:51:GLU:HA	1:A:174:VAL:CG1	2.24	0.68
1:A:259:ARG:O	1:A:260:LEU:C	2.30	0.68
1:A:272:SER:C	1:A:275:LEU:HB2	2.14	0.68
1:A:346:THR:HG21	1:A:438:THR:HG1	1.57	0.68
1:A:355:PRO:HB2	1:A:434:GLY:H	1.57	0.68
1:A:386:PHE:C	1:A:387:LEU:HG	2.14	0.68
1:A:524:THR:HG21	1:A:540:ILE:CG1	2.23	0.68
1:A:666:ARG:O	1:A:667:ARG:C	2.30	0.68
1:B:29:LEU:HD13	1:B:532:TYR:CE1	2.28	0.68
1:B:140:PRO:O	1:B:141:SER:OG	2.12	0.68
1:B:183:PHE:CA	1:B:186:LEU:CD1	2.53	0.68
1:B:324:ALA:CB	1:B:333:LEU:HD23	2.23	0.68
1:B:362:GLU:OE1	1:B:442:PRO:CG	2.39	0.68
1:A:64:VAL:HG13	1:A:196:ARG:HA	1.75	0.68
1:A:231:ASN:O	1:A:235:THR:OG1	2.09	0.68
1:A:292:ILE:HG22	1:A:295:GLN:CG	2.15	0.68

*Continued on next page...*

*Continued from previous page...*

Atom-1	Atom-2	Interatomic distance (Å)	Clash overlap (Å)
1:A:674:LEU:HA	1:A:677:LYS:HZ3	1.58	0.68
1:A:692:HIS:O	1:A:696:SER:N	2.25	0.68
1:A:698:ILE:HG12	1:A:702:MET:HE1	1.76	0.68
1:A:752:ASP:OD1	1:A:752:ASP:N	2.23	0.68
1:B:102:ILE:HD12	1:B:102:ILE:C	2.14	0.68
1:B:410:VAL:O	1:B:414:VAL:HG12	1.93	0.68
1:B:519:VAL:C	1:B:520:TRP:CD1	2.67	0.68
1:A:674:LEU:O	1:A:678:ILE:HG13	1.94	0.68
1:A:752:ASP:HA	1:A:754:ASN:O	1.94	0.68
1:B:47:SER:CB	1:B:332:LYS:HE2	2.22	0.68
1:B:226:SER:C	1:B:229:LEU:HB3	2.14	0.68
1:B:585:THR:OG1	1:B:586:GLU:N	2.24	0.68
1:A:48:MET:O	1:A:49:THR:HG22	1.93	0.68
1:A:315:SER:OG	1:A:316:THR:N	2.26	0.68
1:A:535:ILE:CG1	1:A:540:ILE:HD13	2.23	0.68
1:A:549:ILE:O	1:A:552:ASN:O	2.11	0.68
1:A:639:TRP:O	1:A:640:PHE:C	2.25	0.68
1:A:689:SER:O	1:A:690:ALA:O	2.12	0.68
1:B:9:LEU:CB	1:B:16:LEU:HD23	2.16	0.68
1:B:37:PRO:O	1:B:38:LEU:HD13	1.94	0.68
1:B:128:PRO:HA	1:B:131:ILE:H	1.59	0.68
1:B:292:ILE:H	1:B:292:ILE:CD1	2.05	0.68
1:B:318:ILE:N	1:B:318:ILE:HD12	2.09	0.68
1:B:401:LEU:C	1:B:404:ILE:HB	2.14	0.68
1:B:542:THR:CG2	1:B:547:GLU:HB3	2.21	0.68
1:B:688:ALA:O	1:B:691:VAL:HB	1.93	0.68
1:A:319:PRO:HD2	1:A:320:TRP:H	1.58	0.68
1:A:589:TYR:OH	1:A:591:ASP:OD1	2.04	0.68
1:A:617:ARG:HD2	1:A:618:ARG:O	1.94	0.68
1:A:740:ARG:HG3	1:A:740:ARG:NH1	2.09	0.68
1:B:69:LEU:HD22	1:B:69:LEU:H	1.59	0.68
1:B:238:GLU:OE1	1:B:238:GLU:HA	1.92	0.68
1:B:363:ASP:H	1:B:441:PHE:HB3	1.57	0.68
1:B:583:ALA:HB3	1:B:584:SER:C	2.14	0.68
1:B:625:LYS:H	1:B:625:LYS:NZ	1.92	0.68
1:B:670:ASN:HD21	1:B:749:VAL:HG11	0.51	0.68
1:A:177:THR:HG22	1:A:178:ALA:N	2.07	0.67
1:A:258:GLY:HA3	1:A:294:TYR:CD2	2.28	0.67
1:A:718:ILE:C	1:A:721:HIS:H	1.95	0.67
1:B:350:ASP:HB2	1:B:427:ARG:C	2.13	0.67
1:B:371:THR:C	1:B:623:ILE:CG1	2.50	0.67

*Continued on next page...*



*Continued from previous page...*

Atom-1	Atom-2	Interatomic distance (Å)	Clash overlap (Å)
1:B:471:LEU:HD12	1:B:476:SER:CA	2.18	0.67
1:B:735:MET:HG3	1:B:737:LEU:CD1	2.24	0.67
1:A:52:LEU:CB	1:A:174:VAL:HG13	2.24	0.67
1:A:150:THR:O	1:A:154:VAL:HG23	1.94	0.67
1:A:388:ASP:OD2	1:A:389:VAL:CG1	2.42	0.67
1:A:407:THR:O	1:A:408:PHE:HB2	1.92	0.67
1:A:505:GLU:CA	1:A:516:LEU:HB3	2.24	0.67
1:A:546:LEU:HD12	1:A:546:LEU:C	2.14	0.67
1:B:408:PHE:HB2	1:B:632:ILE:HD13	1.75	0.67
1:B:539:SER:C	1:B:541:ARG:HG2	2.07	0.67
1:A:128:PRO:HG2	1:A:129:THR:CB	2.23	0.67
1:A:151:THR:O	1:A:155:CYS:N	2.26	0.67
1:A:183:PHE:HE2	1:A:184:TYR:HE1	1.37	0.67
1:A:283:GLN:HA	1:A:286:SER:CB	2.16	0.67
1:A:292:ILE:HA	1:A:295:GLN:HB3	1.76	0.67
1:A:448:ASP:C	1:A:455:PRO:HD3	2.15	0.67
1:A:599:ASN:HD21	1:A:600:LYS:HD2	1.60	0.67
1:A:721:HIS:O	1:A:724:ARG:N	2.27	0.67
1:B:62:ASP:CG	1:B:63:PRO:HD2	2.15	0.67
1:B:172:TYR:OH	1:B:579:PRO:HG3	1.95	0.67
1:B:284:LEU:HD23	1:B:284:LEU:C	2.14	0.67
1:B:284:LEU:CD2	1:B:290:LEU:HD23	2.18	0.67
1:B:288:LEU:O	1:B:291:PHE:N	2.28	0.67
1:B:294:TYR:CZ	1:B:516:LEU:HD11	2.29	0.67
1:B:349:ILE:CD1	1:B:351:HIS:H	2.07	0.67
1:B:373:PHE:CZ	1:B:624:LEU:HB2	2.30	0.67
1:B:544:GLU:HB3	1:B:547:GLU:HG2	1.76	0.67
1:B:583:ALA:HB3	1:B:585:THR:N	2.09	0.67
1:B:651:ARG:CZ	1:B:660:LYS:CG	2.53	0.67
1:B:695:GLN:O	1:B:698:ILE:HG13	1.94	0.67
1:A:35:GLN:CB	1:A:263:PRO:HB2	2.24	0.67
1:A:107:THR:CG2	1:A:226:SER:OG	2.43	0.67
1:A:119:LYS:C	1:A:219:ALA:HA	2.15	0.67
1:A:411:SER:OG	1:A:415:LYS:HD3	1.94	0.67
1:A:462:LEU:HG	1:A:483:MET:SD	2.35	0.67
1:A:476:SER:C	1:A:479:LEU:H	1.98	0.67
1:A:597:ILE:CD1	1:A:598:ARG:N	2.56	0.67
1:B:42:ARG:HD2	1:B:337:ASN:N	2.08	0.67
1:B:44:PHE:CG	1:B:333:LEU:HD22	2.28	0.67
1:B:165:LEU:O	1:B:165:LEU:HD13	1.95	0.67
1:B:177:THR:OG1	1:B:178:ALA:N	2.26	0.67

*Continued on next page...*

*Continued from previous page...*

Atom-1	Atom-2	Interatomic distance (Å)	Clash overlap (Å)
1:B:182:ASN:O	1:B:186:LEU:CD1	2.42	0.67
1:B:245:ASP:O	1:B:249:VAL:N	2.25	0.67
1:B:341:SER:C	1:B:342:TYR:CG	2.63	0.67
1:B:396:ARG:HB3	1:B:612:LEU:HD21	1.76	0.67
1:B:408:PHE:HB3	1:B:632:ILE:CD1	2.24	0.67
1:B:561:LEU:HD23	1:B:561:LEU:N	2.09	0.67
1:B:568:LEU:HD13	1:B:572:THR:HA	1.75	0.67
1:B:623:ILE:HD13	1:B:624:LEU:C	2.15	0.67
1:B:695:GLN:HA	1:B:698:ILE:CG1	2.24	0.67
1:A:40:PHE:CB	1:A:288:LEU:C	2.46	0.67
1:A:278:THR:OG1	1:A:281:ILE:HG13	1.95	0.67
1:A:281:ILE:O	1:A:282:ASP:C	2.26	0.67
1:A:523:ARG:NE	1:A:524:THR:C	2.48	0.67
1:A:587:PHE:CE2	1:A:621:VAL:CA	2.76	0.67
1:A:674:LEU:O	1:A:677:LYS:HE2	1.94	0.67
1:B:69:LEU:HG	1:B:172:TYR:CG	2.29	0.67
1:B:81:SER:HB2	1:B:188:ASP:OD2	1.95	0.67
1:B:107:THR:O	1:B:110:ILE:HB	1.95	0.67
1:B:146:PHE:HA	1:B:149:ILE:HB	1.76	0.67
1:B:165:LEU:C	1:B:165:LEU:HD22	2.14	0.67
1:B:171:VAL:HG13	1:B:578:TRP:N	2.10	0.67
1:B:349:ILE:HD12	1:B:351:HIS:N	2.08	0.67
1:B:393:ILE:O	1:B:397:MET:HG3	1.94	0.67
1:B:462:LEU:HD12	1:B:463:ARG:CG	2.24	0.67
1:B:602:TYR:HA	1:B:701:GLN:NE2	2.10	0.67
1:B:628:VAL:C	1:B:631:ALA:H	1.97	0.67
1:A:51:GLU:HB3	1:A:174:VAL:CG2	2.23	0.67
1:A:250:VAL:C	1:A:253:VAL:HG12	2.14	0.67
1:A:350:ASP:OD1	1:A:351:HIS:CB	2.32	0.67
1:B:269:LEU:HD13	1:B:271:PRO:CD	2.24	0.67
1:B:401:LEU:CA	1:B:404:ILE:CG1	2.53	0.67
1:B:437:MET:HE2	1:B:550:ALA:HA	1.77	0.67
1:B:519:VAL:C	1:B:520:TRP:HD1	1.98	0.67
1:B:593:TYR:CE2	1:B:723:ILE:HA	2.29	0.67
1:B:614:LEU:HD13	1:B:615:GLY:CA	2.22	0.67
1:B:619:GLU:CB	1:B:620:ARG:HG3	2.25	0.67
1:B:627:THR:O	1:B:631:ALA:N	2.25	0.67
1:B:663:ILE:HD12	1:B:663:ILE:C	2.15	0.67
1:A:18:GLN:CG	1:A:491:MET:HE1	2.19	0.67
1:A:49:THR:OG1	1:A:564:LYS:N	2.28	0.67
1:A:52:LEU:N	1:A:174:VAL:HG13	2.10	0.67

*Continued on next page...*

*Continued from previous page...*

Atom-1	Atom-2	Interatomic distance (Å)	Clash overlap (Å)
1:A:221:ALA:CA	1:A:224:LEU:HB3	2.22	0.67
1:A:281:ILE:O	1:A:285:ARG:N	2.19	0.67
1:A:448:ASP:HB3	1:A:453:ARG:HG2	1.76	0.67
1:A:498:ASN:HD22	1:A:522:VAL:HG12	1.59	0.67
1:A:593:TYR:O	1:A:604:ALA:N	2.28	0.67
1:B:42:ARG:NE	1:B:335:PRO:O	2.28	0.67
1:B:56:VAL:H	1:B:170:TYR:HB3	1.59	0.67
1:B:606:VAL:HG11	1:B:694:ALA:HB2	1.76	0.67
1:B:715:HIS:HA	1:B:719:ASN:CG	2.15	0.67
1:A:6:VAL:HG23	1:A:433:ASN:HB3	1.75	0.67
1:A:73:TYR:CE2	1:A:143:HIS:HB2	2.29	0.67
1:A:92:TYR:CZ	1:A:150:THR:HG21	2.30	0.67
1:A:108:ALA:O	1:A:112:GLY:HA3	1.94	0.67
1:A:183:PHE:HA	1:A:186:LEU:HD13	1.76	0.67
1:A:523:ARG:CA	1:A:539:SER:HB2	2.25	0.67
1:A:553:LYS:O	1:A:555:ILE:HG23	1.95	0.67
1:A:692:HIS:O	1:A:695:GLN:N	2.27	0.67
1:B:97:ALA:CB	1:B:234:THR:HG21	2.25	0.67
1:B:114:SER:HB3	1:B:117:ALA:HB2	1.76	0.67
1:B:128:PRO:CA	1:B:131:ILE:CG2	2.73	0.67
1:B:187:VAL:HG12	1:B:247:ASN:HA	1.77	0.67
1:B:225:ILE:HG22	1:B:228:HIS:ND1	2.10	0.67
1:B:232:ALA:O	1:B:236:ALA:N	2.27	0.67
1:B:368:LYS:HD2	1:B:368:LYS:N	2.06	0.67
1:B:578:TRP:HD1	1:B:579:PRO:HD2	1.59	0.67
1:B:703:ALA:C	1:B:708:ILE:HD11	2.16	0.67
1:A:36:LEU:CA	1:A:263:PRO:HA	2.24	0.67
1:A:100:PRO:HG2	1:A:101:GLU:H	1.60	0.67
1:A:244:PHE:CE2	1:A:317:ILE:CD1	2.78	0.67
1:A:348:ALA:O	1:A:349:ILE:C	2.32	0.67
1:A:533:ASN:ND2	1:A:541:ARG:CZ	2.58	0.67
1:A:654:SER:N	1:A:655:ARG:CB	2.57	0.67
1:B:53:LEU:HD23	1:B:53:LEU:C	2.15	0.67
1:B:288:LEU:CG	1:B:292:ILE:HD11	2.25	0.67
1:B:298:VAL:C	1:B:302:GLY:H	1.99	0.67
1:B:376:VAL:O	1:B:378:LEU:CD1	2.43	0.67
1:B:651:ARG:HG3	1:B:663:ILE:HG12	1.75	0.67
1:A:300:GLN:NE2	1:A:300:GLN:H	1.92	0.67
1:A:520:TRP:CZ3	1:A:545:PRO:HD3	2.29	0.67
1:A:649:ALA:HA	1:A:652:ARG:NH1	2.10	0.67
1:A:729:LEU:O	1:A:733:GLN:N	2.28	0.67

*Continued on next page...*

*Continued from previous page...*

Atom-1	Atom-2	Interatomic distance (Å)	Clash overlap (Å)
1:B:54:TRP:HD1	1:B:69:LEU:CD1	1.99	0.67
1:B:92:TYR:CD2	1:B:146:PHE:CD1	2.83	0.67
1:B:260:LEU:CD2	1:B:285:ARG:HB3	2.24	0.67
1:B:339:THR:OG1	1:B:496:ALA:HB1	1.95	0.67
1:B:339:THR:O	1:B:340:THR:HG23	1.95	0.67
1:B:456:MET:HE1	1:B:637:TYR:OH	1.94	0.67
1:B:705:ARG:CB	1:B:707:LEU:HD11	2.24	0.67
1:B:745:ALA:CA	1:B:748:LYS:HD3	2.25	0.67
1:A:25:LEU:H	1:A:26:LYS:NZ	1.92	0.66
1:A:213:THR:OG1	1:A:215:LYS:O	2.13	0.66
1:A:268:GLU:OE1	1:A:269:LEU:HG	1.95	0.66
1:A:448:ASP:CG	1:A:455:PRO:HG3	2.16	0.66
1:A:521:ASN:HA	1:A:540:ILE:O	1.95	0.66
1:A:577:ILE:HB	1:A:579:PRO:HD2	1.75	0.66
1:A:599:ASN:ND2	1:A:600:LYS:HD2	2.09	0.66
1:B:82:VAL:CG2	1:B:188:ASP:HB3	2.25	0.66
1:B:128:PRO:HA	1:B:131:ILE:CG2	2.25	0.66
1:B:164:ILE:HG23	1:B:165:LEU:N	2.09	0.66
1:B:610:GLU:OE1	1:B:611:LEU:N	2.28	0.66
1:A:36:LEU:CB	1:A:263:PRO:N	2.46	0.66
1:A:179:THR:H	1:A:485:ASN:ND2	1.94	0.66
1:A:292:ILE:CA	1:A:295:GLN:HB3	2.25	0.66
1:A:303:ARG:HB2	1:A:303:ARG:HH11	1.60	0.66
1:A:333:LEU:C	1:A:333:LEU:HD13	2.15	0.66
1:A:345:GLN:N	1:A:360:VAL:HB	2.08	0.66
1:A:476:SER:O	1:A:478:ASP:C	2.34	0.66
1:A:485:ASN:O	1:A:488:ALA:HB3	1.95	0.66
1:A:499:PRO:O	1:A:500:GLU:OE1	2.12	0.66
1:A:585:THR:O	1:A:622:ARG:HA	1.95	0.66
1:B:38:LEU:HD21	1:B:501:VAL:O	1.95	0.66
1:B:156:HIS:CD2	1:B:157:VAL:HG23	2.27	0.66
1:A:250:VAL:C	1:A:252:SER:N	2.49	0.66
1:A:349:ILE:O	1:A:350:ASP:HB3	1.95	0.66
1:A:349:ILE:CD1	1:A:357:HIS:H	2.08	0.66
1:A:748:LYS:HA	1:A:748:LYS:HZ3	1.58	0.66
1:B:70:PHE:O	1:B:85:LEU:HD13	1.96	0.66
1:B:100:PRO:HG2	1:B:101:GLU:OE1	1.94	0.66
1:B:308:PHE:HZ	1:B:318:ILE:CA	2.07	0.66
1:B:606:VAL:HG21	1:B:693:LEU:CD2	2.24	0.66
1:B:724:ARG:HA	1:B:724:ARG:CZ	2.25	0.66
1:A:38:LEU:HD21	1:A:39:GLN:O	1.94	0.66

*Continued on next page...*

*Continued from previous page...*

Atom-1	Atom-2	Interatomic distance (Å)	Clash overlap (Å)
1:A:272:SER:O	1:A:275:LEU:CB	2.44	0.66
1:A:364:TRP:HA	1:A:364:TRP:CE3	2.30	0.66
1:A:388:ASP:OD2	1:A:389:VAL:N	2.20	0.66
1:A:617:ARG:CD	1:A:618:ARG:O	2.43	0.66
1:B:6:VAL:HG21	1:B:530:VAL:CA	2.23	0.66
1:B:51:GLU:CD	1:B:565:VAL:H	1.99	0.66
1:B:73:TYR:O	1:B:76:ALA:HB3	1.95	0.66
1:B:216:ALA:H	1:B:220:LEU:CD1	2.09	0.66
1:B:271:PRO:O	1:B:276:ARG:HD2	1.95	0.66
1:B:346:THR:O	1:B:359:VAL:HB	1.94	0.66
1:B:479:LEU:O	1:B:483:MET:HG3	1.95	0.66
1:B:520:TRP:O	1:B:541:ARG:HA	1.95	0.66
1:B:523:ARG:HA	1:B:538:GLY:O	1.94	0.66
1:B:580:TRP:CE2	1:B:581:HIS:ND1	2.59	0.66
1:A:252:SER:HG	1:A:308:PHE:HE1	1.44	0.66
1:A:663:ILE:HD12	1:A:663:ILE:C	2.15	0.66
1:B:86:VAL:HG21	1:B:191:ARG:O	1.94	0.66
1:B:101:GLU:HA	1:B:104:ARG:CB	2.26	0.66
1:B:190:VAL:CG1	1:B:323:GLU:CG	2.69	0.66
1:B:257:LEU:HD22	1:B:290:LEU:CG	2.21	0.66
1:B:289:ALA:HB2	1:B:492:HIS:NE2	2.10	0.66
1:B:356:SER:CB	1:B:435:ALA:HA	2.24	0.66
1:B:661:LEU:HD23	1:B:661:LEU:C	2.16	0.66
1:A:52:LEU:O	1:A:174:VAL:HG13	1.95	0.66
1:A:278:THR:HG1	1:A:281:ILE:HG13	1.60	0.66
1:A:361:TYR:HE2	1:A:410:VAL:HG11	1.60	0.66
1:A:555:ILE:O	1:A:556:GLN:HB3	1.95	0.66
1:A:676:ARG:HA	1:A:679:GLU:CD	2.16	0.66
1:A:716:VAL:HG23	1:A:717:GLY:N	2.11	0.66
1:B:244:PHE:CZ	1:B:318:ILE:HG23	2.31	0.66
1:B:288:LEU:HD23	1:B:292:ILE:HD11	1.75	0.66
1:B:371:THR:O	1:B:623:ILE:HB	1.96	0.66
1:B:404:ILE:CB	1:B:737:LEU:HD21	2.25	0.66
1:B:490:VAL:O	1:B:494:ALA:N	2.29	0.66
1:B:501:VAL:C	1:B:502:VAL:CG1	2.63	0.66
1:A:68:ARG:NH1	1:A:329:SER:HA	2.09	0.66
1:A:180:TYR:CB	1:A:331:PHE:HA	2.25	0.66
1:A:455:PRO:O	1:A:458:ALA:HB3	1.96	0.66
1:A:523:ARG:CG	1:A:524:THR:N	2.58	0.66
1:B:43:THR:HG21	1:B:289:ALA:H	1.60	0.66
1:B:58:LYS:HG2	1:B:59:GLY:H	1.58	0.66

*Continued on next page...*

*Continued from previous page...*

Atom-1	Atom-2	Interatomic distance (Å)	Clash overlap (Å)
1:B:334:ARG:CD	1:B:335:PRO:HD3	2.10	0.66
1:B:400:THR:CG2	1:B:686:ILE:HD13	2.24	0.66
1:B:506:HIS:CA	1:B:507:GLN:CB	2.73	0.66
1:B:584:SER:C	1:B:585:THR:HG22	2.16	0.66
1:B:678:ILE:HD12	1:B:678:ILE:C	2.16	0.66
1:A:20:PHE:HD1	1:A:299:LYS:HZ3	1.44	0.66
1:A:159:SER:N	1:A:163:PHE:O	2.28	0.66
1:A:187:VAL:HA	1:A:190:VAL:HG23	1.76	0.66
1:A:259:ARG:CD	1:A:266:PRO:HB3	2.25	0.66
1:A:268:GLU:OE1	1:A:269:LEU:CA	2.43	0.66
1:A:420:VAL:HG11	1:A:643:ASP:OD2	1.96	0.66
1:A:639:TRP:C	1:A:641:VAL:N	2.43	0.66
1:B:101:GLU:HB3	1:B:105:LYS:HD3	1.77	0.66
1:B:437:MET:SD	1:B:550:ALA:HB1	2.36	0.66
1:B:451:LEU:C	1:B:453:ARG:HD2	2.15	0.66
1:B:672:VAL:O	1:B:675:LEU:HD13	1.95	0.66
1:B:729:LEU:CD2	1:B:732:LEU:HD13	2.25	0.66
1:B:754:ASN:O	1:B:756:LEU:N	2.23	0.66
1:B:759:VAL:C	1:B:760:VAL:HG23	2.16	0.66
1:A:34:LEU:CD1	1:A:35:GLN:HG3	2.25	0.66
1:A:128:PRO:HG2	1:A:129:THR:OG1	1.96	0.66
1:A:193:SER:C	1:A:196:ARG:HB2	2.15	0.66
1:A:201:ALA:CA	1:A:204:SER:HB3	2.24	0.66
1:A:334:ARG:HG3	1:A:335:PRO:HD2	1.78	0.66
1:A:501:VAL:HB	1:A:518:LEU:CD1	2.17	0.66
1:A:503:VAL:CG2	1:A:519:VAL:HB	2.23	0.66
1:A:597:ILE:HD13	1:A:598:ARG:HD3	1.76	0.66
1:B:270:ASP:N	1:B:270:ASP:OD1	2.29	0.66
1:B:396:ARG:CD	1:B:612:LEU:CD2	2.57	0.66
1:B:501:VAL:CG1	1:B:502:VAL:H	2.03	0.66
1:B:510:ALA:HB3	1:B:511:ALA:C	2.17	0.66
1:B:642:GLU:CG	1:B:645:ARG:HH12	2.02	0.66
1:B:721:HIS:HD2	1:B:757:GLY:CA	2.09	0.66
1:A:355:PRO:HG3	1:A:529:PRO:CG	2.25	0.66
1:A:361:TYR:CG	1:A:362:GLU:N	2.52	0.66
1:A:365:GLN:HE21	1:A:367:ALA:C	1.99	0.66
1:A:498:ASN:HB3	1:A:522:VAL:HG11	1.77	0.66
1:A:532:TYR:HE1	1:A:541:ARG:NH1	1.93	0.66
1:A:589:TYR:CE2	1:A:591:ASP:HB2	2.31	0.66
1:B:36:LEU:CB	1:B:37:PRO:CD	2.74	0.66
1:B:184:TYR:O	1:B:187:VAL:HG23	1.95	0.66

*Continued on next page...*

*Continued from previous page...*

Atom-1	Atom-2	Interatomic distance (Å)	Clash overlap (Å)
1:B:600:LYS:HE3	1:B:707:LEU:CD2	2.25	0.66
1:A:38:LEU:HD23	1:A:39:GLN:CA	2.27	0.65
1:A:47:SER:H	1:A:48:MET:HE1	1.61	0.65
1:A:259:ARG:O	1:A:266:PRO:HG3	1.95	0.65
1:A:298:VAL:HG21	1:A:515:SER:CA	2.26	0.65
1:A:386:PHE:CE1	1:A:576:HIS:CD2	2.84	0.65
1:A:386:PHE:CZ	1:A:576:HIS:CD2	2.85	0.65
1:A:723:ILE:HD13	1:A:723:ILE:O	1.96	0.65
1:B:4:LEU:HA	1:B:5:LYS:CG	2.16	0.65
1:B:125:LYS:H	1:B:165:LEU:CG	2.09	0.65
1:A:272:SER:CB	1:A:275:LEU:HD13	2.26	0.65
1:A:346:THR:CB	1:A:358:VAL:CA	2.70	0.65
1:A:553:LYS:HA	1:A:553:LYS:HZ1	1.61	0.65
1:A:653:THR:CG2	1:A:655:ARG:HG3	2.26	0.65
1:B:33:ALA:O	1:B:35:GLN:CD	2.33	0.65
1:B:37:PRO:O	1:B:261:TRP:HZ3	1.78	0.65
1:B:96:THR:HG23	1:B:237:PHE:CG	2.31	0.65
1:B:107:THR:CA	1:B:110:ILE:HG13	2.26	0.65
1:B:158:LEU:HD23	1:B:158:LEU:C	2.17	0.65
1:B:581:HIS:HD2	1:B:582:GLU:N	1.93	0.65
1:B:681:ILE:HG22	1:B:731:VAL:HG11	0.67	0.65
1:B:710:ASP:OD1	1:B:710:ASP:N	2.24	0.65
1:B:715:HIS:HA	1:B:719:ASN:HB3	1.78	0.65
1:A:40:PHE:HE2	1:A:291:PHE:H	1.41	0.65
1:A:87:ASN:OD1	1:A:191:ARG:CZ	2.43	0.65
1:A:106:LEU:CD2	1:A:135:LEU:HD21	2.17	0.65
1:A:129:THR:O	1:A:132:LEU:HB3	1.96	0.65
1:A:176:ARG:NH1	1:A:446:GLU:CB	2.58	0.65
1:A:195:LEU:HD21	1:A:199:LEU:HG	1.67	0.65
1:A:217:LYS:HG3	1:A:218:GLY:N	2.12	0.65
1:A:281:ILE:HD12	1:A:281:ILE:C	2.17	0.65
1:A:524:THR:HG23	1:A:539:SER:C	2.16	0.65
1:A:630:HIS:CA	1:A:737:LEU:CD1	2.72	0.65
1:A:747:THR:HA	1:A:750:LEU:CD2	2.27	0.65
1:B:14:ARG:CD	1:B:26:LYS:HD2	2.26	0.65
1:B:52:LEU:HD13	1:B:53:LEU:H	1.61	0.65
1:B:110:ILE:C	1:B:111:THR:HG23	2.17	0.65
1:B:127:PRO:N	1:B:128:PRO:N	2.44	0.65
1:B:186:LEU:HD12	1:B:186:LEU:H	1.61	0.65
1:B:329:SER:OG	1:B:331:PHE:HB2	1.97	0.65
1:B:467:VAL:HG23	1:B:479:LEU:HD11	1.69	0.65

*Continued on next page...*



*Continued from previous page...*

Atom-1	Atom-2	Interatomic distance (Å)	Clash overlap (Å)
1:B:486:TYR:O	1:B:490:VAL:HG23	1.97	0.65
1:A:164:ILE:O	1:A:165:LEU:HD22	1.95	0.65
1:A:190:VAL:CG1	1:A:249:VAL:HG21	2.25	0.65
1:A:383:ASN:O	1:A:385:ARG:HG3	1.96	0.65
1:B:396:ARG:CD	1:B:612:LEU:O	2.45	0.65
1:B:408:PHE:CZ	1:B:633:ILE:HG12	2.32	0.65
1:B:651:ARG:NE	1:B:660:LYS:HG2	2.11	0.65
1:A:300:GLN:H	1:A:300:GLN:HE21	1.45	0.65
1:A:388:ASP:CG	1:A:389:VAL:HG12	2.17	0.65
1:A:758:MET:HB3	1:A:759:VAL:CA	2.26	0.65
1:B:23:GLY:HA2	1:B:299:LYS:HZ1	1.57	0.65
1:B:61:ILE:HG22	1:B:62:ASP:N	2.06	0.65
1:B:191:ARG:HB2	1:B:191:ARG:HH11	1.62	0.65
1:B:198:MET:O	1:B:202:LEU:HD13	1.97	0.65
1:B:201:ALA:HA	1:B:204:SER:OG	1.96	0.65
1:B:359:VAL:HG22	1:B:418:THR:HG22	1.79	0.65
1:B:590:GLU:CB	1:B:607:LYS:HD2	2.26	0.65
1:B:719:ASN:ND2	1:B:720:ARG:HG3	2.11	0.65
1:A:2:PHE:CE1	1:A:459:ILE:HG23	2.30	0.65
1:A:6:VAL:O	1:A:9:LEU:HD22	1.97	0.65
1:A:352:MET:HE1	1:A:428:GLY:N	2.08	0.65
1:A:352:MET:H	1:A:353:GLY:HA2	1.56	0.65
1:A:624:LEU:CB	1:A:626:PRO:HG3	2.26	0.65
1:A:659:GLU:O	1:A:663:ILE:HG23	1.96	0.65
1:A:690:ALA:HA	1:A:693:LEU:CD2	2.27	0.65
1:B:13:ALA:HB1	1:B:16:LEU:HD22	1.79	0.65
1:B:233:ALA:O	1:B:236:ALA:HB3	1.96	0.65
1:B:575:ILE:CG2	1:B:576:HIS:HB2	2.27	0.65
1:B:733:GLN:HG3	1:B:734:MET:HE1	1.77	0.65
1:A:24:GLU:OE2	1:A:508:GLY:HA2	1.96	0.65
1:A:493:TYR:OH	1:A:546:LEU:HD13	1.97	0.65
1:A:34:LEU:HB3	1:A:503:VAL:O	1.96	0.65
1:A:154:VAL:O	1:A:158:LEU:HB2	1.97	0.65
1:A:187:VAL:HG12	1:A:246:ALA:C	2.12	0.65
1:A:472:GLU:N	1:A:475:ALA:HB3	2.12	0.65
1:A:527:ARG:CZ	1:A:528:ILE:CD1	2.68	0.65
1:A:535:ILE:HG13	1:A:535:ILE:O	1.96	0.65
1:A:541:ARG:HE	1:A:541:ARG:H	1.45	0.65
1:B:69:LEU:CD1	1:B:172:TYR:CE1	2.80	0.65
1:B:131:ILE:CD1	1:B:134:GLN:HB3	2.26	0.65
1:B:141:SER:HB3	1:B:147:HIS:HB2	1.79	0.65

*Continued on next page...*

*Continued from previous page...*

Atom-1	Atom-2	Interatomic distance (Å)	Clash overlap (Å)
1:B:312:GLU:HG3	1:B:313:LEU:HG	1.78	0.65
1:B:321:PHE:CZ	1:B:326:SER:OG	2.47	0.65
1:B:339:THR:HG21	1:B:496:ALA:HB2	1.79	0.65
1:B:371:THR:OG1	1:B:623:ILE:CD1	2.45	0.65
1:B:608:GLU:C	1:B:609:PHE:HD1	2.01	0.65
1:A:24:GLU:HA	1:A:26:LYS:CG	2.26	0.65
1:A:34:LEU:HG	1:A:35:GLN:CB	2.27	0.65
1:A:40:PHE:HD1	1:A:41:THR:N	1.95	0.65
1:A:56:VAL:HG12	1:A:152:ASP:OD2	1.97	0.65
1:A:498:ASN:HB3	1:A:522:VAL:HG12	1.78	0.65
1:A:729:LEU:O	1:A:729:LEU:HD13	1.97	0.65
1:B:49:THR:HG23	1:B:176:ARG:CB	2.27	0.65
1:B:346:THR:O	1:B:358:VAL:O	2.14	0.65
1:B:408:PHE:CB	1:B:632:ILE:HD11	2.26	0.65
1:A:173:ARG:CG	1:A:579:PRO:HG3	2.25	0.65
1:A:262:SER:O	1:A:263:PRO:O	2.14	0.65
1:A:348:ALA:O	1:A:349:ILE:O	2.15	0.65
1:A:510:ALA:HB1	1:A:511:ALA:CB	2.27	0.65
1:A:542:THR:CG2	1:A:544:GLU:HB3	2.26	0.65
1:A:547:GLU:HA	1:A:550:ALA:HB2	1.78	0.65
1:A:729:LEU:CD2	1:A:738:LEU:CD1	2.75	0.65
1:B:4:LEU:HB3	1:B:5:LYS:CB	2.20	0.65
1:B:171:VAL:HG13	1:B:577:ILE:C	2.17	0.65
1:B:173:ARG:CG	1:B:566:LEU:CD1	2.74	0.65
1:B:309:SER:OG	1:B:315:SER:HB2	1.93	0.65
1:B:322:ILE:HG23	1:B:323:GLU:OE1	1.97	0.65
1:B:408:PHE:CE1	1:B:633:ILE:CD1	2.80	0.65
1:A:20:PHE:HD1	1:A:299:LYS:NZ	1.96	0.64
1:A:732:LEU:CA	1:A:738:LEU:HD21	2.27	0.64
1:B:173:ARG:HG3	1:B:566:LEU:HD12	1.79	0.64
1:B:426:GLN:HE22	1:B:427:ARG:HE	1.45	0.64
1:B:582:GLU:OE1	1:B:624:LEU:HD13	1.97	0.64
1:B:650:ALA:O	1:B:654:SER:N	2.28	0.64
1:A:40:PHE:HD2	1:A:291:PHE:CB	2.02	0.64
1:A:109:TYR:C	1:A:110:ILE:HD12	2.18	0.64
1:A:170:TYR:HA	1:A:576:HIS:HE1	1.60	0.64
1:A:234:THR:CG2	1:A:237:PHE:HB3	2.27	0.64
1:A:605:GLU:HG2	1:A:607:LYS:NZ	2.12	0.64
1:B:84:GLU:HA	1:B:87:ASN:ND2	2.11	0.64
1:B:103:TRP:HE1	1:B:231:ASN:HA	1.62	0.64
1:B:173:ARG:CG	1:B:566:LEU:HD12	2.26	0.64

*Continued on next page...*

*Continued from previous page...*

Atom-1	Atom-2	Interatomic distance (Å)	Clash overlap (Å)
1:B:192:ALA:CB	1:B:328:VAL:HG21	2.27	0.64
1:B:255:THR:O	1:B:259:ARG:HD3	1.98	0.64
1:B:456:MET:HG3	1:B:457:VAL:N	2.12	0.64
1:B:527:ARG:N	1:B:527:ARG:HD2	2.13	0.64
1:B:705:ARG:O	1:B:709:ASP:HB2	1.97	0.64
1:B:732:LEU:HD23	1:B:732:LEU:C	2.17	0.64
1:A:7:LYS:H	1:A:433:ASN:CG	1.96	0.64
1:A:213:THR:HG21	1:A:220:LEU:HD22	1.80	0.64
1:A:442:PRO:CD	1:A:443:SER:H	2.10	0.64
1:A:602:TYR:CD2	1:A:702:MET:HE1	2.33	0.64
1:A:654:SER:HB3	1:A:659:GLU:OE2	1.96	0.64
1:A:685:GLY:HA2	1:A:687:GLY:N	2.11	0.64
1:B:190:VAL:CG1	1:B:323:GLU:CB	2.70	0.64
1:B:282:ASP:HA	1:B:285:ARG:CG	2.27	0.64
1:B:314:SER:OG	1:B:319:PRO:HD2	1.97	0.64
1:B:647:LEU:HD13	1:B:647:LEU:C	2.17	0.64
1:A:6:VAL:CG1	1:A:531:GLY:H	2.07	0.64
1:A:344:GLY:HA3	1:A:361:TYR:C	2.18	0.64
1:A:520:TRP:CE2	1:A:545:PRO:HG3	2.32	0.64
1:A:524:THR:CB	1:A:539:SER:HA	2.26	0.64
1:A:544:GLU:HG2	1:A:547:GLU:CG	2.28	0.64
1:B:45:SER:HA	1:B:181:PRO:HG3	1.79	0.64
1:B:171:VAL:CG2	1:B:575:ILE:HD13	2.26	0.64
1:B:183:PHE:CD1	1:B:250:VAL:HG12	2.32	0.64
1:B:246:ALA:HA	1:B:249:VAL:HG12	1.80	0.64
1:B:348:ALA:C	1:B:354:GLN:O	2.34	0.64
1:B:400:THR:HG21	1:B:686:ILE:CD1	2.27	0.64
1:B:533:ASN:ND2	1:B:551:TYR:HE2	1.94	0.64
1:B:602:TYR:HE2	1:B:714:LEU:HD11	1.62	0.64
1:B:754:ASN:N	1:B:754:ASN:OD1	2.30	0.64
1:A:52:LEU:O	1:A:174:VAL:N	2.31	0.64
1:A:60:ASN:OD1	1:A:156:HIS:O	2.15	0.64
1:A:346:THR:CB	1:A:359:VAL:N	2.61	0.64
1:A:361:TYR:O	1:A:362:GLU:CB	2.46	0.64
1:A:503:VAL:HG13	1:A:504:SER:N	2.11	0.64
1:A:566:LEU:HD11	1:A:568:LEU:HD12	1.79	0.64
1:A:568:LEU:O	1:A:572:THR:N	2.27	0.64
1:A:591:ASP:O	1:A:606:VAL:N	2.29	0.64
1:A:607:LYS:H	1:A:610:GLU:CD	2.00	0.64
1:A:649:ALA:HA	1:A:652:ARG:HG3	1.78	0.64
1:B:35:GLN:HG2	1:B:502:VAL:C	2.18	0.64

*Continued on next page...*

*Continued from previous page...*

Atom-1	Atom-2	Interatomic distance (Å)	Clash overlap (Å)
1:B:51:GLU:HB2	1:B:564:LYS:NZ	2.13	0.64
1:B:71:PHE:HE2	1:B:329:SER:CB	2.09	0.64
1:B:182:ASN:O	1:B:185:ALA:N	2.31	0.64
1:B:183:PHE:CD2	1:B:184:TYR:CE1	2.86	0.64
1:B:209:MET:HG3	1:B:225:ILE:HG22	1.78	0.64
1:B:215:LYS:HA	1:B:215:LYS:NZ	2.11	0.64
1:B:415:LYS:CE	1:B:416:ASN:HA	2.11	0.64
1:B:510:ALA:HB3	1:B:511:ALA:HA	1.77	0.64
1:B:510:ALA:HB3	1:B:511:ALA:O	1.98	0.64
1:B:540:ILE:CD1	1:B:552:ASN:OD1	2.45	0.64
1:B:564:LYS:O	1:B:565:VAL:HG22	1.97	0.64
1:B:755:ALA:O	1:B:758:MET:HG3	1.97	0.64
1:A:56:VAL:HG22	1:A:66:TYR:HE1	1.61	0.64
1:A:404:ILE:HD13	1:A:681:ILE:CD1	2.26	0.64
1:A:540:ILE:HG22	1:A:541:ARG:HE	1.62	0.64
1:A:593:TYR:HB3	1:A:726:TRP:NE1	2.13	0.64
1:A:629:ALA:HB3	1:A:735:MET:HE3	1.80	0.64
1:B:22:ILE:HG13	1:B:516:LEU:O	1.97	0.64
1:B:341:SER:HB2	1:B:558:SER:HB3	1.79	0.64
1:B:371:THR:CB	1:B:623:ILE:HG12	2.28	0.64
1:B:564:LYS:O	1:B:565:VAL:HG13	1.97	0.64
1:B:702:MET:CE	1:B:714:LEU:HG	2.28	0.64
1:A:51:GLU:HA	1:A:174:VAL:HG21	1.79	0.64
1:A:164:ILE:O	1:A:165:LEU:HD13	1.97	0.64
1:A:439:LEU:HG	1:A:439:LEU:O	1.96	0.64
1:A:597:ILE:HD11	1:A:600:LYS:HD3	1.80	0.64
1:B:96:THR:HG23	1:B:237:PHE:CB	2.28	0.64
1:B:146:PHE:O	1:B:150:THR:N	2.22	0.64
1:B:354:GLN:HG3	1:B:528:ILE:CG2	2.27	0.64
1:B:361:TYR:HB3	1:B:414:VAL:CG2	2.26	0.64
1:B:384:GLN:HA	1:B:577:ILE:HG22	1.80	0.64
1:B:424:VAL:O	1:B:425:SER:HB2	1.97	0.64
1:A:164:ILE:C	1:A:164:ILE:HD12	2.18	0.64
1:A:195:LEU:HD23	1:A:199:LEU:CG	2.19	0.64
1:A:196:ARG:O	1:A:197:ARG:CZ	2.46	0.64
1:A:244:PHE:CD2	1:A:317:ILE:HD11	2.33	0.64
1:A:422:GLU:CD	1:B:116:ARG:CG	2.65	0.64
1:B:53:LEU:CD2	1:B:571:HIS:HE1	1.75	0.64
1:B:63:PRO:HB3	1:B:199:LEU:HB2	1.80	0.64
1:B:82:VAL:HG23	1:B:188:ASP:CG	2.18	0.64
1:B:143:HIS:HB3	1:B:145:LEU:HD21	1.80	0.64

*Continued on next page...*

*Continued from previous page...*

Atom-1	Atom-2	Interatomic distance (Å)	Clash overlap (Å)
1:B:404:ILE:CD1	1:B:737:LEU:HD22	2.04	0.64
1:B:597:ILE:HB	1:B:714:LEU:HA	1.78	0.64
1:B:619:GLU:HB3	1:B:620:ARG:HA	1.78	0.64
1:B:705:ARG:HB2	1:B:707:LEU:CD1	2.28	0.64
1:A:64:VAL:HG11	1:A:196:ARG:NE	2.12	0.64
1:A:232:ALA:O	1:A:236:ALA:CA	2.46	0.64
1:A:343:ILE:O	1:A:557:PRO:HB3	1.96	0.64
1:A:378:LEU:H	1:A:378:LEU:HD12	1.61	0.64
1:A:457:VAL:O	1:A:460:ALA:N	2.31	0.64
1:A:520:TRP:O	1:A:542:THR:N	2.31	0.64
1:B:182:ASN:ND2	1:B:183:PHE:H	1.96	0.64
1:B:628:VAL:HA	1:B:631:ALA:CB	2.28	0.64
1:A:9:LEU:HD11	1:A:547:GLU:OE2	1.98	0.64
1:A:23:GLY:C	1:A:26:LYS:HZ1	1.95	0.64
1:A:38:LEU:N	1:A:501:VAL:HB	2.13	0.64
1:A:487:TYR:O	1:A:490:VAL:HG22	1.98	0.64
1:A:583:ALA:O	1:A:625:LYS:HE3	1.97	0.64
1:A:678:ILE:O	1:A:679:GLU:C	2.33	0.64
1:A:732:LEU:HG	1:A:738:LEU:HD22	1.55	0.64
1:B:24:GLU:O	1:B:25:LEU:HD22	1.97	0.64
1:B:123:VAL:CA	1:B:163:PHE:HD2	2.12	0.64
1:B:128:PRO:HA	1:B:131:ILE:N	2.13	0.64
1:B:364:TRP:CZ2	1:B:628:VAL:HG22	2.33	0.64
1:B:426:GLN:NE2	1:B:427:ARG:HE	1.95	0.64
1:A:38:LEU:H	1:A:501:VAL:HB	1.64	0.63
1:A:39:GLN:HG2	1:A:499:PRO:CB	2.16	0.63
1:A:107:THR:C	1:A:112:GLY:HA3	2.18	0.63
1:A:186:LEU:HD12	1:A:186:LEU:N	2.13	0.63
1:A:422:GLU:OE2	1:B:116:ARG:HG3	1.98	0.63
1:A:581:HIS:CE1	1:A:584:SER:HA	2.32	0.63
1:A:689:SER:O	1:A:693:LEU:HD13	1.98	0.63
1:B:136:ARG:HD3	1:B:147:HIS:CD2	2.33	0.63
1:B:204:SER:O	1:B:208:LYS:CB	2.40	0.63
1:B:272:SER:O	1:B:276:ARG:HB2	1.98	0.63
1:B:566:LEU:O	1:B:566:LEU:HD23	1.98	0.63
1:B:570:ASN:HD22	1:B:571:HIS:N	1.96	0.63
1:B:578:TRP:CD1	1:B:579:PRO:HD2	2.33	0.63
1:B:606:VAL:HG22	1:B:607:LYS:O	1.98	0.63
1:B:623:ILE:O	1:B:625:LYS:HG3	1.97	0.63
1:A:133:GLU:HA	1:A:136:ARG:HB3	1.80	0.63
1:A:281:ILE:CD1	1:A:282:ASP:N	2.61	0.63

*Continued on next page...*

*Continued from previous page...*

Atom-1	Atom-2	Interatomic distance (Å)	Clash overlap (Å)
1:A:349:ILE:HG23	1:A:353:GLY:O	1.98	0.63
1:A:689:SER:O	1:A:693:LEU:HD22	1.97	0.63
1:B:102:ILE:HG13	1:B:103:TRP:HE3	1.61	0.63
1:B:377:LYS:CA	1:B:385:ARG:CD	2.76	0.63
1:B:400:THR:CG2	1:B:686:ILE:HG23	2.29	0.63
1:B:625:LYS:H	1:B:625:LYS:CE	2.10	0.63
1:A:115:ASN:O	1:A:116:ARG:CD	2.45	0.63
1:A:510:ALA:HB3	1:A:511:ALA:HB2	1.79	0.63
1:A:530:VAL:HG22	1:A:531:GLY:N	2.12	0.63
1:A:716:VAL:C	1:A:720:ARG:CB	2.61	0.63
1:B:362:GLU:CA	1:B:441:PHE:HA	2.24	0.63
1:B:753:SER:C	1:B:755:ALA:N	2.51	0.63
1:A:128:PRO:HG3	1:A:166:PRO:O	1.99	0.63
1:A:190:VAL:HG21	1:A:246:ALA:O	1.98	0.63
1:A:195:LEU:C	1:A:199:LEU:HB2	2.17	0.63
1:A:729:LEU:CD1	1:A:733:GLN:CB	2.73	0.63
1:B:5:LYS:HA	1:B:435:ALA:N	2.07	0.63
1:B:156:HIS:HE2	1:B:210:LEU:HD22	1.61	0.63
1:B:364:TRP:HB3	1:B:410:VAL:CG1	2.27	0.63
1:B:602:TYR:HB3	1:B:701:GLN:HB3	1.81	0.63
1:B:675:LEU:HD22	1:B:675:LEU:C	2.19	0.63
1:A:62:ASP:CG	1:A:65:MET:H	2.01	0.63
1:A:716:VAL:HG22	1:B:378:LEU:HD13	1.76	0.63
1:B:14:ARG:NH2	1:B:17:THR:HG21	2.13	0.63
1:B:47:SER:H	1:B:332:LYS:NZ	1.96	0.63
1:B:101:GLU:HA	1:B:104:ARG:HB3	1.81	0.63
1:B:118:ILE:N	1:B:222:PRO:CG	2.60	0.63
1:B:476:SER:O	1:B:479:LEU:HB3	1.98	0.63
1:B:522:VAL:CB	1:B:540:ILE:HG13	2.22	0.63
1:A:42:ARG:O	1:A:289:ALA:CA	2.45	0.63
1:A:237:PHE:O	1:A:240:SER:OG	2.13	0.63
1:A:348:ALA:C	1:A:349:ILE:HG22	2.19	0.63
1:A:404:ILE:HD12	1:A:681:ILE:HG21	1.81	0.63
1:A:408:PHE:HB3	1:A:636:TRP:HD1	1.64	0.63
1:A:729:LEU:HD13	1:A:729:LEU:C	2.18	0.63
1:B:43:THR:HG21	1:B:287:ASN:CB	2.28	0.63
1:B:172:TYR:CD1	1:B:173:ARG:N	2.67	0.63
1:B:199:LEU:O	1:B:202:LEU:CA	2.46	0.63
1:B:224:LEU:O	1:B:227:GLN:HB3	1.98	0.63
1:B:228:HIS:CD2	1:B:231:ASN:HD22	2.09	0.63
1:B:236:ALA:HA	1:B:239:ARG:CB	2.28	0.63

*Continued on next page...*

*Continued from previous page...*

Atom-1	Atom-2	Interatomic distance (Å)	Clash overlap (Å)
1:B:703:ALA:CA	1:B:708:ILE:CD1	2.76	0.63
1:A:342:TYR:HA	1:A:559:GLU:CB	2.28	0.63
1:A:342:TYR:C	1:A:559:GLU:HG2	2.18	0.63
1:A:371:THR:HA	1:A:394:SER:HB3	1.80	0.63
1:A:444:VAL:CG2	1:A:445:VAL:H	2.08	0.63
1:A:723:ILE:HD13	1:A:723:ILE:C	2.19	0.63
1:B:69:LEU:HG	1:B:172:TYR:CE2	2.33	0.63
1:B:617:ARG:C	1:B:619:GLU:HG3	2.19	0.63
1:B:685:GLY:O	1:B:688:ALA:N	2.31	0.63
1:A:6:VAL:CG1	1:A:531:GLY:HA2	2.22	0.63
1:A:38:LEU:HD23	1:A:39:GLN:O	1.96	0.63
1:A:119:LYS:HB2	1:A:119:LYS:HZ3	1.63	0.63
1:A:159:SER:HA	1:A:164:ILE:N	2.12	0.63
1:A:181:PRO:HB2	1:A:484:PHE:CG	2.33	0.63
1:A:303:ARG:NH1	1:A:513:GLN:CG	2.62	0.63
1:A:410:VAL:HG13	1:A:411:SER:H	1.64	0.63
1:A:649:ALA:C	1:A:652:ARG:HG2	2.19	0.63
1:A:660:LYS:O	1:A:661:LEU:C	2.34	0.63
1:A:664:ASP:O	1:A:668:MET:SD	2.57	0.63
1:B:309:SER:HG	1:B:315:SER:CB	2.10	0.63
1:B:500:GLU:O	1:B:520:TRP:HB3	1.99	0.63
1:B:540:ILE:CG1	1:B:551:TYR:HB2	2.29	0.63
1:B:590:GLU:CA	1:B:608:GLU:CB	2.43	0.63
1:B:597:ILE:HD12	1:B:713:ASP:CB	2.28	0.63
1:B:607:LYS:N	1:B:609:PHE:CG	2.67	0.63
1:B:705:ARG:HB2	1:B:707:LEU:HD13	1.81	0.63
1:A:24:GLU:HA	1:A:26:LYS:HG2	1.79	0.63
1:A:30:SER:O	1:A:31:VAL:CG1	2.43	0.63
1:A:258:GLY:CA	1:A:294:TYR:HD2	2.11	0.63
1:A:673:THR:O	1:A:677:LYS:HE2	1.99	0.63
1:A:738:LEU:C	1:A:739:SER:OG	2.35	0.63
1:B:24:GLU:HA	1:B:506:HIS:CE1	2.34	0.63
1:B:321:PHE:HD1	1:B:322:ILE:N	1.73	0.63
1:B:377:LYS:HD3	1:B:377:LYS:C	2.18	0.63
1:B:712:SER:HG	1:B:715:HIS:CG	2.17	0.63
1:B:715:HIS:C	1:B:720:ARG:NH2	2.52	0.63
1:A:653:THR:O	1:A:653:THR:HG22	1.99	0.62
1:B:35:GLN:HG2	1:B:502:VAL:CG2	2.27	0.62
1:B:57:GLY:N	1:B:148:HIS:HE1	1.97	0.62
1:B:93:HIS:C	1:B:237:PHE:CZ	2.50	0.62
1:B:118:ILE:C	1:B:222:PRO:HD3	2.19	0.62

*Continued on next page...*



*Continued from previous page...*

Atom-1	Atom-2	Interatomic distance (Å)	Clash overlap (Å)
1:B:416:ASN:O	1:B:419:ALA:HB3	1.98	0.62
1:B:670:ASN:HD21	1:B:674:LEU:HD12	1.57	0.62
1:B:685:GLY:O	1:B:686:ILE:O	2.17	0.62
1:A:5:LYS:HB3	1:A:433:ASN:HD22	1.65	0.62
1:A:337:ASN:ND2	1:A:496:ALA:HB1	2.11	0.62
1:A:523:ARG:HA	1:A:539:SER:HB2	1.80	0.62
1:A:735:MET:HB3	1:A:737:LEU:O	1.99	0.62
1:A:742:GLU:CD	1:A:742:GLU:H	1.93	0.62
1:B:54:TRP:CD1	1:B:69:LEU:CD2	2.80	0.62
1:B:68:ARG:HH11	1:B:68:ARG:HG3	1.64	0.62
1:B:288:LEU:O	1:B:292:ILE:HD12	1.98	0.62
1:B:376:VAL:H	1:B:386:PHE:N	1.96	0.62
1:B:456:MET:HE2	1:B:637:TYR:OH	1.99	0.62
1:B:642:GLU:HG2	1:B:645:ARG:NH1	2.12	0.62
1:A:49:THR:O	1:A:50:SER:OG	2.17	0.62
1:A:154:VAL:O	1:A:158:LEU:HD13	1.97	0.62
1:A:259:ARG:C	1:A:266:PRO:HG3	2.19	0.62
1:A:493:TYR:CE1	1:A:549:ILE:HG13	2.34	0.62
1:A:582:GLU:C	1:A:625:LYS:HZ3	1.94	0.62
1:A:633:ILE:HD11	1:A:737:LEU:HD12	1.80	0.62
1:B:49:THR:HG23	1:B:176:ARG:HB3	1.81	0.62
1:B:521:ASN:HB2	1:B:541:ARG:CD	2.21	0.62
1:B:640:PHE:CA	1:B:670:ASN:OD1	2.47	0.62
1:B:707:LEU:HD22	1:B:708:ILE:N	2.14	0.62
1:A:143:HIS:O	1:A:144:GLU:O	2.17	0.62
1:A:144:GLU:OE1	1:A:145:LEU:N	2.33	0.62
1:A:157:VAL:O	1:A:160:PRO:HD2	1.99	0.62
1:A:346:THR:CG2	1:A:360:VAL:N	2.50	0.62
1:A:372:ALA:N	1:A:394:SER:OG	2.32	0.62
1:B:82:VAL:HG23	1:B:188:ASP:HB3	1.81	0.62
1:B:101:GLU:C	1:B:105:LYS:HD2	2.19	0.62
1:B:132:LEU:HD11	1:B:150:THR:CB	2.26	0.62
1:B:180:TYR:OH	1:B:492:HIS:ND1	1.82	0.62
1:B:291:PHE:CE2	1:B:503:VAL:HG21	2.34	0.62
1:B:498:ASN:C	1:B:498:ASN:HD22	2.01	0.62
1:A:61:ILE:CG2	1:A:156:HIS:NE2	2.32	0.62
1:A:252:SER:O	1:A:256:ILE:HG12	1.98	0.62
1:A:335:PRO:C	1:A:336:ILE:HD13	2.20	0.62
1:A:336:ILE:O	1:A:340:THR:HG23	1.99	0.62
1:A:685:GLY:HA2	1:A:686:ILE:C	2.19	0.62
1:A:747:THR:O	1:A:750:LEU:HG	1.99	0.62

*Continued on next page...*

*Continued from previous page...*

Atom-1	Atom-2	Interatomic distance (Å)	Clash overlap (Å)
1:A:748:LYS:O	1:A:748:LYS:HD3	1.99	0.62
1:B:92:TYR:HB2	1:B:146:PHE:CE2	2.34	0.62
1:B:96:THR:CG2	1:B:237:PHE:CD2	2.83	0.62
1:B:298:VAL:HG13	1:B:302:GLY:O	1.99	0.62
1:B:426:GLN:CB	1:B:427:ARG:HA	2.28	0.62
1:B:663:ILE:HD12	1:B:664:ASP:N	2.15	0.62
1:A:40:PHE:O	1:A:41:THR:HG22	2.00	0.62
1:A:45:SER:HB3	1:A:332:LYS:HA	1.80	0.62
1:A:67:ALA:HA	1:A:70:PHE:HB2	1.81	0.62
1:A:250:VAL:O	1:A:253:VAL:HG12	1.99	0.62
1:A:263:PRO:HG2	1:A:504:SER:HA	1.81	0.62
1:A:352:MET:CE	1:A:428:GLY:H	2.09	0.62
1:A:424:VAL:HG12	1:A:425:SER:O	1.98	0.62
1:A:528:ILE:HG22	1:A:530:VAL:CG1	2.29	0.62
1:A:637:TYR:OH	1:A:745:ALA:HB2	1.91	0.62
1:A:657:ASP:HA	1:A:660:LYS:HE3	1.81	0.62
1:A:677:LYS:HA	1:A:680:MET:HG3	1.80	0.62
1:A:721:HIS:HE1	1:A:760:VAL:HG13	1.64	0.62
1:B:702:MET:HA	1:B:702:MET:HE2	1.79	0.62
1:A:200:THR:O	1:A:203:SER:HB3	2.00	0.62
1:A:237:PHE:HA	1:A:240:SER:OG	1.99	0.62
1:A:274:ARG:HH11	1:A:274:ARG:CG	2.12	0.62
1:A:343:ILE:H	1:A:559:GLU:CG	2.12	0.62
1:A:731:VAL:HG13	1:A:732:LEU:N	2.14	0.62
1:A:756:LEU:O	1:A:756:LEU:CG	2.47	0.62
1:B:2:PHE:CZ	1:B:4:LEU:CD2	2.76	0.62
1:B:46:ALA:CB	1:B:178:ALA:O	2.47	0.62
1:B:68:ARG:CZ	1:B:68:ARG:HB2	2.30	0.62
1:B:160:PRO:C	1:B:161:LEU:HD13	2.20	0.62
1:B:408:PHE:CE1	1:B:413:PHE:HZ	2.17	0.62
1:B:472:GLU:O	1:B:475:ALA:N	2.32	0.62
1:B:540:ILE:CG2	1:B:542:THR:HG22	2.22	0.62
1:B:571:HIS:C	1:B:574:SER:H	2.01	0.62
1:B:696:SER:CA	1:B:699:VAL:HG23	2.23	0.62
1:B:720:ARG:C	1:B:724:ARG:NH1	2.52	0.62
1:A:374:THR:HG23	1:A:390:GLU:CG	2.24	0.62
1:A:676:ARG:O	1:A:679:GLU:HG2	2.00	0.62
1:B:43:THR:HG22	1:B:289:ALA:HB2	1.81	0.62
1:B:79:ALA:HB1	1:B:80:LEU:HD23	1.78	0.62
1:B:80:LEU:HG	1:B:84:GLU:HG3	1.80	0.62
1:B:123:VAL:HG22	1:B:124:GLY:N	2.14	0.62

*Continued on next page...*

*Continued from previous page...*

Atom-1	Atom-2	Interatomic distance (Å)	Clash overlap (Å)
1:B:361:TYR:HB3	1:B:414:VAL:CB	2.30	0.62
1:B:448:ASP:O	1:B:453:ARG:HD3	2.00	0.62
1:B:595:VAL:CG2	1:B:714:LEU:HD22	2.28	0.62
1:B:651:ARG:HE	1:B:660:LYS:CG	2.12	0.62
1:B:708:ILE:HD12	1:B:708:ILE:C	2.21	0.62
1:A:16:LEU:HD12	1:A:463:ARG:HA	1.80	0.62
1:A:62:ASP:OD2	1:A:65:MET:N	2.32	0.62
1:A:74:ALA:CB	1:A:85:LEU:HD11	2.30	0.62
1:A:99:ASN:OD1	1:A:101:GLU:OE1	2.16	0.62
1:A:105:LYS:CE	1:A:137:THR:OG1	2.46	0.62
1:B:85:LEU:HD23	1:B:85:LEU:C	2.20	0.62
1:B:125:LYS:C	1:B:165:LEU:HD21	2.18	0.62
1:B:267:LYS:HD2	1:B:267:LYS:C	2.19	0.62
1:B:362:GLU:HA	1:B:440:GLY:O	2.00	0.62
1:B:498:ASN:HB3	1:B:520:TRP:CE3	2.35	0.62
1:B:651:ARG:HE	1:B:660:LYS:HG3	1.63	0.62
1:A:439:LEU:HA	1:A:441:PHE:CZ	2.35	0.62
1:A:530:VAL:HG11	1:A:551:TYR:OH	1.99	0.62
1:A:685:GLY:CA	1:A:687:GLY:N	2.63	0.62
1:B:24:GLU:CA	1:B:25:LEU:HD13	2.30	0.62
1:B:79:ALA:C	1:B:80:LEU:HD23	2.19	0.62
1:B:316:THR:CG2	1:B:320:TRP:HE1	2.08	0.62
1:B:654:SER:HB2	1:B:659:GLU:CD	2.20	0.62
1:B:705:ARG:HB3	1:B:707:LEU:HD12	1.82	0.62
1:B:707:LEU:CD1	1:B:708:ILE:H	2.00	0.62
1:A:119:LYS:HB2	1:A:119:LYS:HZ2	1.64	0.61
1:A:305:GLU:O	1:A:307:ILE:CG1	2.48	0.61
1:A:584:SER:HB2	1:A:625:LYS:CE	2.30	0.61
1:A:636:TRP:CE3	1:A:640:PHE:CZ	2.87	0.61
1:A:758:MET:HE1	1:A:760:VAL:O	2.00	0.61
1:B:21:ALA:O	1:B:299:LYS:HB2	2.00	0.61
1:B:68:ARG:HH11	1:B:68:ARG:CG	2.13	0.61
1:B:90:THR:O	1:B:237:PHE:HE1	1.81	0.61
1:B:176:ARG:HH22	1:B:447:ARG:HA	1.63	0.61
1:B:272:SER:O	1:B:276:ARG:HD3	2.00	0.61
1:B:339:THR:CG2	1:B:496:ALA:HB2	2.30	0.61
1:B:666:ARG:HA	1:B:669:GLN:CG	2.29	0.61
1:B:729:LEU:O	1:B:732:LEU:HD22	1.99	0.61
1:B:737:LEU:O	1:B:738:LEU:HD22	2.00	0.61
1:A:8:ASP:OD1	1:A:12:SER:HB2	1.99	0.61
1:A:347:SER:CB	1:A:348:ALA:CB	2.49	0.61

*Continued on next page...*

*Continued from previous page...*

Atom-1	Atom-2	Interatomic distance (Å)	Clash overlap (Å)
1:A:352:MET:SD	1:A:429:THR:HA	2.40	0.61
1:A:388:ASP:C	1:A:569:ALA:HB1	2.20	0.61
1:A:505:GLU:OE1	1:A:507:GLN:HA	2.00	0.61
1:A:630:HIS:CD2	1:A:737:LEU:HD11	2.35	0.61
1:B:54:TRP:CD1	1:B:69:LEU:CD1	2.79	0.61
1:B:368:LYS:CD	1:B:369:GLU:CD	2.69	0.61
1:B:607:LYS:CB	1:B:608:GLU:O	2.48	0.61
1:B:676:ARG:HH11	1:B:676:ARG:CG	2.13	0.61
1:A:44:PHE:HB3	1:A:333:LEU:HD22	1.81	0.61
1:A:52:LEU:HD13	1:A:53:LEU:N	2.11	0.61
1:A:90:THR:O	1:A:94:GLN:HG2	1.98	0.61
1:A:268:GLU:CG	1:A:269:LEU:H	2.12	0.61
1:A:500:GLU:HG2	1:A:522:VAL:N	2.15	0.61
1:A:660:LYS:O	1:A:663:ILE:HG13	2.00	0.61
1:A:681:ILE:O	1:A:684:THR:HG22	2.00	0.61
1:B:38:LEU:HD11	1:B:501:VAL:O	2.01	0.61
1:B:408:PHE:CE2	1:B:633:ILE:HG12	2.35	0.61
1:B:593:TYR:CE2	1:B:726:TRP:HB2	2.35	0.61
1:B:607:LYS:N	1:B:609:PHE:HB2	2.15	0.61
1:B:748:LYS:HG2	1:B:749:VAL:N	2.15	0.61
1:A:86:VAL:CG2	1:A:191:ARG:CG	2.76	0.61
1:A:184:TYR:O	1:A:187:VAL:HG23	2.00	0.61
1:A:218:GLY:HA2	1:A:219:ALA:CB	2.31	0.61
1:A:257:LEU:CD2	1:A:288:LEU:CD1	2.76	0.61
1:A:435:ALA:HB3	1:A:437:MET:CE	2.28	0.61
1:A:733:GLN:NE2	1:A:738:LEU:HD11	2.15	0.61
1:B:96:THR:HG23	1:B:237:PHE:CD2	2.34	0.61
1:B:239:ARG:CG	1:B:239:ARG:HH11	2.11	0.61
1:B:246:ALA:O	1:B:249:VAL:HG12	2.01	0.61
1:B:282:ASP:HA	1:B:285:ARG:HG2	1.82	0.61
1:B:302:GLY:CA	1:B:303:ARG:HH11	2.10	0.61
1:B:377:LYS:CB	1:B:385:ARG:CD	2.79	0.61
1:B:401:LEU:C	1:B:404:ILE:H	2.04	0.61
1:B:411:SER:HA	1:B:414:VAL:CG1	2.31	0.61
1:B:521:ASN:HA	1:B:541:ARG:HD2	1.81	0.61
1:B:596:THR:HG23	1:B:601:ARG:CZ	2.31	0.61
1:B:623:ILE:CD1	1:B:625:LYS:CB	2.44	0.61
1:A:45:SER:HA	1:A:334:ARG:HB3	1.81	0.61
1:A:68:ARG:NH2	1:A:330:PRO:HD3	2.15	0.61
1:A:86:VAL:CG1	1:A:191:ARG:CG	2.65	0.61
1:A:205:VAL:HG21	1:A:239:ARG:CZ	2.30	0.61

*Continued on next page...*

*Continued from previous page...*

Atom-1	Atom-2	Interatomic distance (Å)	Clash overlap (Å)
1:A:298:VAL:HG21	1:A:515:SER:HA	1.81	0.61
1:A:377:LYS:CA	1:A:385:ARG:HA	2.30	0.61
1:A:408:PHE:CD2	1:A:636:TRP:CE2	2.59	0.61
1:A:707:LEU:HD12	1:A:707:LEU:O	2.00	0.61
1:B:178:ALA:HB2	1:B:447:ARG:HH21	1.66	0.61
1:B:376:VAL:CA	1:B:386:PHE:O	2.47	0.61
1:B:377:LYS:HA	1:B:385:ARG:CD	2.26	0.61
1:B:595:VAL:HG22	1:B:714:LEU:CD2	2.29	0.61
1:A:170:TYR:CE1	1:A:576:HIS:CE1	2.89	0.61
1:A:212:ALA:HB1	1:A:221:ALA:CA	2.31	0.61
1:A:213:THR:HG1	1:A:215:LYS:CB	2.11	0.61
1:A:308:PHE:O	1:A:309:SER:C	2.36	0.61
1:A:425:SER:CB	1:A:426:GLN:HB3	2.30	0.61
1:A:544:GLU:CG	1:A:547:GLU:HB2	2.30	0.61
1:A:617:ARG:HD3	1:A:618:ARG:H	1.64	0.61
1:B:124:GLY:CA	1:B:165:LEU:HD11	2.29	0.61
1:A:35:GLN:C	1:A:263:PRO:HB3	2.21	0.61
1:A:493:TYR:CE1	1:A:549:ILE:CD1	2.83	0.61
1:A:598:ARG:O	1:A:599:ASN:CG	2.36	0.61
1:A:750:LEU:HD12	1:A:751:GLY:CA	2.31	0.61
1:B:2:PHE:CZ	1:B:4:LEU:HD21	2.34	0.61
1:B:102:ILE:CG1	1:B:103:TRP:CE3	2.84	0.61
1:B:262:SER:HB2	1:B:269:LEU:HD21	1.83	0.61
1:B:363:ASP:OD1	1:B:561:LEU:HB3	2.01	0.61
1:A:53:LEU:HD13	1:A:171:VAL:CG1	2.31	0.61
1:A:169:ALA:O	1:A:575:ILE:HG21	2.00	0.61
1:A:227:GLN:O	1:A:231:ASN:HB3	2.01	0.61
1:A:568:LEU:H	1:A:568:LEU:HD12	1.66	0.61
1:A:636:TRP:CE3	1:A:640:PHE:CE1	2.89	0.61
1:B:86:VAL:CB	1:B:191:ARG:HG3	2.31	0.61
1:B:160:PRO:CG	1:B:161:LEU:HD22	2.22	0.61
1:B:734:MET:HE1	1:B:739:SER:O	2.01	0.61
1:A:37:PRO:CA	1:A:501:VAL:HG23	2.31	0.61
1:A:62:ASP:OD2	1:A:65:MET:HB2	2.01	0.61
1:A:200:THR:O	1:A:203:SER:CB	2.48	0.61
1:A:234:THR:C	1:A:237:PHE:H	2.02	0.61
1:A:517:TYR:OH	1:A:543:PRO:HA	2.01	0.61
1:A:671:ALA:HB1	1:A:753:SER:O	2.01	0.61
1:B:14:ARG:CD	1:B:465:GLY:HA3	2.30	0.61
1:B:126:VAL:N	1:B:127:PRO:CD	2.38	0.61
1:B:128:PRO:CA	1:B:131:ILE:H	2.13	0.61

*Continued on next page...*

*Continued from previous page...*

Atom-1	Atom-2	Interatomic distance (Å)	Clash overlap (Å)
1:B:159:SER:HG	1:B:163:PHE:H	1.47	0.61
1:B:623:ILE:HG23	1:B:623:ILE:O	2.00	0.61
1:B:654:SER:OG	1:B:659:GLU:HG2	2.01	0.61
1:B:757:GLY:N	1:B:758:MET:HA	2.16	0.61
1:A:56:VAL:HG12	1:A:56:VAL:O	2.00	0.61
1:A:68:ARG:HG2	1:A:68:ARG:HH11	1.66	0.61
1:A:161:LEU:CD2	1:A:211:GLN:HB2	2.30	0.61
1:A:448:ASP:HB3	1:A:453:ARG:CG	2.31	0.61
1:A:520:TRP:CE2	1:A:545:PRO:CG	2.83	0.61
1:A:557:PRO:CB	1:A:558:SER:O	2.44	0.61
1:A:669:GLN:CB	1:B:123:VAL:CG1	2.77	0.61
1:B:57:GLY:N	1:B:58:LYS:HE2	2.15	0.61
1:B:61:ILE:HD11	1:B:156:HIS:HA	1.82	0.61
1:B:103:TRP:CE2	1:B:230:ALA:CB	2.83	0.61
1:B:132:LEU:C	1:B:132:LEU:HD23	2.22	0.61
1:B:182:ASN:O	1:B:185:ALA:CA	2.49	0.61
1:B:208:LYS:HA	1:B:208:LYS:HZ3	1.66	0.61
1:B:226:SER:HB3	1:B:229:LEU:HD12	1.82	0.61
1:B:259:ARG:HA	1:B:269:LEU:HD11	1.82	0.61
1:B:275:LEU:CD1	1:B:316:THR:HA	2.17	0.61
1:B:321:PHE:CE1	1:B:326:SER:OG	2.51	0.61
1:B:375:PRO:HG2	1:B:385:ARG:NH1	2.15	0.61
1:B:451:LEU:HG	1:B:453:ARG:NH2	2.14	0.61
1:B:724:ARG:HB2	1:B:724:ARG:HH11	1.65	0.61
1:A:100:PRO:CG	1:A:101:GLU:N	2.62	0.60
1:A:502:VAL:N	1:A:518:LEU:HD13	2.15	0.60
1:A:751:GLY:O	1:A:754:ASN:C	2.39	0.60
1:B:6:VAL:HG13	1:B:7:LYS:N	2.16	0.60
1:B:34:LEU:O	1:B:35:GLN:NE2	2.34	0.60
1:B:181:PRO:CA	1:B:331:PHE:CZ	2.84	0.60
1:B:181:PRO:HA	1:B:331:PHE:HZ	1.66	0.60
1:B:216:ALA:HB1	1:B:217:LYS:CA	2.31	0.60
1:A:51:GLU:HA	1:A:174:VAL:HB	1.83	0.60
1:A:87:ASN:CG	1:A:191:ARG:NH1	2.53	0.60
1:A:128:PRO:CB	1:A:168:ALA:HB2	2.31	0.60
1:A:244:PHE:CE2	1:A:317:ILE:HD11	2.36	0.60
1:A:497:HIS:CD2	1:A:549:ILE:CD1	2.83	0.60
1:B:2:PHE:HZ	1:B:4:LEU:HD21	1.66	0.60
1:B:5:LYS:HB2	1:B:8:ASP:O	2.01	0.60
1:B:29:LEU:HB3	1:B:532:TYR:OH	2.01	0.60
1:B:68:ARG:HH12	1:B:328:VAL:C	2.04	0.60

*Continued on next page...*

*Continued from previous page...*

Atom-1	Atom-2	Interatomic distance (Å)	Clash overlap (Å)
1:B:84:GLU:O	1:B:88:GLN:N	2.29	0.60
1:B:103:TRP:CG	1:B:230:ALA:HB3	2.35	0.60
1:B:105:LYS:HZ2	1:B:108:ALA:CB	2.14	0.60
1:B:117:ALA:CA	1:B:222:PRO:HG2	2.30	0.60
1:B:200:THR:HG23	1:B:201:ALA:N	2.12	0.60
1:B:288:LEU:HD23	1:B:492:HIS:HD2	1.64	0.60
1:B:352:MET:HB3	1:B:354:GLN:OE1	2.00	0.60
1:B:492:HIS:HB3	1:B:495:VAL:HB	1.83	0.60
1:B:530:VAL:O	1:B:530:VAL:HG23	1.99	0.60
1:B:590:GLU:HB2	1:B:607:LYS:HB3	1.83	0.60
1:B:757:GLY:N	1:B:758:MET:CA	2.63	0.60
1:A:81:SER:O	1:A:84:GLU:CB	2.48	0.60
1:A:524:THR:CG2	1:A:539:SER:C	2.70	0.60
1:A:544:GLU:OE2	1:A:547:GLU:HG3	1.99	0.60
1:A:617:ARG:HG2	1:A:617:ARG:NH1	2.06	0.60
1:A:638:SER:O	1:A:641:VAL:N	2.35	0.60
1:B:24:GLU:CA	1:B:506:HIS:CE1	2.84	0.60
1:B:171:VAL:HB	1:B:575:ILE:HG21	1.82	0.60
1:B:222:PRO:O	1:B:224:LEU:HD23	2.01	0.60
1:B:260:LEU:HD13	1:B:260:LEU:C	2.20	0.60
1:B:364:TRP:CE2	1:B:628:VAL:HG13	2.36	0.60
1:B:372:ALA:HB3	1:B:389:VAL:HG21	1.80	0.60
1:B:449:TYR:HE2	1:B:630:HIS:HB3	1.66	0.60
1:B:462:LEU:HD13	1:B:463:ARG:H	1.62	0.60
1:B:625:LYS:HD2	1:B:625:LYS:O	2.00	0.60
1:B:668:MET:HG2	1:B:753:SER:HB2	1.83	0.60
1:B:735:MET:HG3	1:B:737:LEU:HD13	1.80	0.60
1:A:106:LEU:CD1	1:A:135:LEU:CD2	2.75	0.60
1:A:351:HIS:C	1:A:353:GLY:CA	2.70	0.60
1:A:596:THR:O	1:A:597:ILE:HG22	2.02	0.60
1:A:676:ARG:CA	1:A:679:GLU:HG2	2.31	0.60
1:B:44:PHE:CZ	1:B:324:ALA:CB	2.84	0.60
1:B:72:GLN:O	1:B:75:GLN:N	2.35	0.60
1:B:73:TYR:CA	1:B:76:ALA:HB3	2.32	0.60
1:B:373:PHE:HE2	1:B:624:LEU:HB2	1.63	0.60
1:B:444:VAL:HB	1:B:486:TYR:CE2	2.36	0.60
1:B:462:LEU:HD13	1:B:463:ARG:CA	2.30	0.60
1:B:590:GLU:HB2	1:B:607:LYS:CB	2.30	0.60
1:B:729:LEU:CB	1:B:732:LEU:HD13	2.31	0.60
1:A:386:PHE:CE1	1:A:576:HIS:CB	2.83	0.60
1:A:417:ARG:HG3	1:A:643:ASP:CG	2.21	0.60

*Continued on next page...*



*Continued from previous page...*

Atom-1	Atom-2	Interatomic distance (Å)	Clash overlap (Å)
1:A:532:TYR:CE1	1:A:543:PRO:HD2	2.35	0.60
1:A:544:GLU:HG2	1:A:547:GLU:CB	2.31	0.60
1:A:547:GLU:O	1:A:550:ALA:HB3	2.01	0.60
1:B:40:PHE:HB3	1:B:42:ARG:CG	2.32	0.60
1:B:364:TRP:CZ2	1:B:628:VAL:CG2	2.85	0.60
1:B:414:VAL:C	1:B:418:THR:HG1	1.98	0.60
1:B:581:HIS:CD2	1:B:582:GLU:N	2.67	0.60
1:A:107:THR:HG23	1:A:226:SER:OG	2.01	0.60
1:A:222:PRO:C	1:A:224:LEU:H	1.98	0.60
1:A:305:GLU:OE1	1:A:305:GLU:HA	2.01	0.60
1:A:491:MET:O	1:A:494:ALA:HB3	2.01	0.60
1:A:530:VAL:HG21	1:A:551:TYR:OH	2.00	0.60
1:A:648:ALA:O	1:A:652:ARG:HG2	2.01	0.60
1:B:44:PHE:CE2	1:B:324:ALA:CB	2.84	0.60
1:B:44:PHE:CD2	1:B:333:LEU:HD22	2.36	0.60
1:B:165:LEU:HB2	1:B:166:PRO:HA	1.82	0.60
1:B:385:ARG:C	1:B:386:PHE:CD1	2.74	0.60
1:B:404:ILE:CG1	1:B:737:LEU:HD21	2.29	0.60
1:B:426:GLN:HG2	1:B:427:ARG:HA	1.83	0.60
1:B:491:MET:HE2	1:B:494:ALA:HB3	1.83	0.60
1:A:17:THR:O	1:A:18:GLN:HB3	2.00	0.60
1:A:37:PRO:HA	1:A:502:VAL:HB	1.83	0.60
1:A:278:THR:HG23	1:A:281:ILE:CG1	2.32	0.60
1:A:480:LYS:HD2	1:A:481:ARG:N	2.17	0.60
1:A:585:THR:HA	1:A:622:ARG:NH1	2.15	0.60
1:B:45:SER:HA	1:B:181:PRO:CG	2.30	0.60
1:B:52:LEU:CD1	1:B:53:LEU:H	2.14	0.60
1:B:92:TYR:CE2	1:B:146:PHE:HB2	2.37	0.60
1:B:178:ALA:HB2	1:B:447:ARG:CZ	2.31	0.60
1:B:216:ALA:CB	1:B:217:LYS:HB2	2.32	0.60
1:B:255:THR:C	1:B:259:ARG:HH11	2.04	0.60
1:B:257:LEU:HD21	1:B:291:PHE:HA	1.82	0.60
1:B:317:ILE:HG12	1:B:320:TRP:CZ2	2.36	0.60
1:B:317:ILE:C	1:B:319:PRO:HD2	2.22	0.60
1:B:317:ILE:CD1	1:B:320:TRP:CZ2	2.85	0.60
1:B:410:VAL:HG12	1:B:632:ILE:HG13	1.82	0.60
1:B:412:ALA:HA	1:B:415:LYS:HB3	1.83	0.60
1:B:487:TYR:CZ	1:B:491:MET:SD	2.94	0.60
1:B:522:VAL:O	1:B:539:SER:HA	2.00	0.60
1:B:560:VAL:O	1:B:561:LEU:HG	2.01	0.60
1:B:632:ILE:O	1:B:635:MET:HG2	2.00	0.60

*Continued on next page...*

*Continued from previous page...*

Atom-1	Atom-2	Interatomic distance (Å)	Clash overlap (Å)
1:A:33:ALA:O	1:A:34:LEU:HB2	2.01	0.60
1:A:128:PRO:HG2	1:A:129:THR:HB	1.84	0.60
1:A:221:ALA:HA	1:A:224:LEU:HB3	1.82	0.60
1:A:346:THR:N	1:A:360:VAL:HG12	2.17	0.60
1:A:491:MET:O	1:A:495:VAL:N	2.33	0.60
1:A:636:TRP:CZ3	1:A:640:PHE:CZ	2.88	0.60
1:A:657:ASP:O	1:A:661:LEU:CD2	2.50	0.60
1:A:695:GLN:NE2	1:A:695:GLN:HA	2.15	0.60
1:B:44:PHE:CE1	1:B:332:LYS:C	2.72	0.60
1:B:79:ALA:HB3	1:B:80:LEU:HD23	1.81	0.60
1:B:153:PHE:CE2	1:B:202:LEU:CB	2.85	0.60
1:B:281:ILE:O	1:B:285:ARG:N	2.34	0.60
1:B:282:ASP:O	1:B:285:ARG:HG3	2.02	0.60
1:B:539:SER:O	1:B:541:ARG:CB	2.50	0.60
1:B:578:TRP:HD1	1:B:579:PRO:CD	2.14	0.60
1:B:596:THR:CG2	1:B:601:ARG:NE	2.65	0.60
1:B:753:SER:O	1:B:755:ALA:CB	2.50	0.60
1:A:34:LEU:HD21	1:A:35:GLN:OE1	2.02	0.60
1:A:356:SER:O	1:A:437:MET:HE2	2.02	0.60
1:A:393:ILE:HG23	1:A:612:LEU:HD12	1.82	0.60
1:A:528:ILE:CG2	1:A:530:VAL:HG12	2.32	0.60
1:A:534:ALA:O	1:A:535:ILE:HG22	2.02	0.60
1:A:547:GLU:C	1:A:550:ALA:H	2.05	0.60
1:B:23:GLY:HA2	1:B:299:LYS:HZ2	1.66	0.60
1:B:44:PHE:CD1	1:B:333:LEU:CD1	2.85	0.60
1:B:181:PRO:HA	1:B:331:PHE:CZ	2.37	0.60
1:B:506:HIS:N	1:B:507:GLN:CB	2.64	0.60
1:B:540:ILE:HD11	1:B:551:TYR:HB2	1.79	0.60
1:B:584:SER:O	1:B:585:THR:HG22	2.02	0.60
1:B:602:TYR:CD2	1:B:701:GLN:HB3	2.36	0.60
1:A:34:LEU:CB	1:A:504:SER:HB3	2.28	0.60
1:A:56:VAL:HG13	1:A:66:TYR:CZ	2.36	0.60
1:A:234:THR:HG23	1:A:237:PHE:CB	2.32	0.60
1:A:359:VAL:CG2	1:A:639:TRP:CZ2	2.84	0.60
1:A:556:GLN:NE2	1:A:557:PRO:HD2	2.16	0.60
1:B:2:PHE:CE1	1:B:3:ASN:O	2.54	0.60
1:B:14:ARG:O	1:B:17:THR:N	2.35	0.60
1:B:34:LEU:O	1:B:34:LEU:HD12	2.02	0.60
1:B:71:PHE:CE2	1:B:329:SER:CA	2.83	0.60
1:B:71:PHE:CZ	1:B:330:PRO:CD	2.85	0.60
1:B:71:PHE:HD2	1:B:329:SER:HA	1.65	0.60

*Continued on next page...*

*Continued from previous page...*

Atom-1	Atom-2	Interatomic distance (Å)	Clash overlap (Å)
1:B:181:PRO:CB	1:B:331:PHE:CZ	2.85	0.60
1:B:363:ASP:N	1:B:441:PHE:HA	2.15	0.60
1:B:707:LEU:CD1	1:B:708:ILE:N	2.61	0.60
1:B:726:TRP:CZ3	1:B:729:LEU:HB2	2.37	0.60
1:B:729:LEU:O	1:B:732:LEU:HB3	2.01	0.60
1:A:51:GLU:HA	1:A:174:VAL:CG2	2.31	0.59
1:A:66:TYR:O	1:A:69:LEU:HB2	2.02	0.59
1:A:71:PHE:CE2	1:A:329:SER:HB2	2.37	0.59
1:A:187:VAL:HG13	1:A:247:ASN:HA	1.79	0.59
1:A:306:VAL:O	1:A:307:ILE:HG13	2.01	0.59
1:A:309:SER:O	1:A:318:ILE:CD1	2.50	0.59
1:A:505:GLU:CD	1:A:507:GLN:HA	2.23	0.59
1:A:540:ILE:HG22	1:A:541:ARG:NE	2.17	0.59
1:A:610:GLU:HA	1:A:613:GLY:CA	2.27	0.59
1:A:735:MET:HG3	1:A:737:LEU:O	2.00	0.59
1:A:758:MET:SD	1:A:759:VAL:HA	2.41	0.59
1:B:102:ILE:HG21	1:B:135:LEU:CD2	2.32	0.59
1:B:158:LEU:HB2	1:B:210:LEU:HD22	1.84	0.59
1:B:176:ARG:NH1	1:B:446:GLU:O	2.34	0.59
1:B:607:LYS:CB	1:B:609:PHE:CG	2.85	0.59
1:B:628:VAL:CA	1:B:631:ALA:HB3	2.31	0.59
1:B:647:LEU:CB	1:B:667:ARG:HG3	2.31	0.59
1:A:45:SER:CA	1:A:332:LYS:HB2	2.32	0.59
1:A:109:TYR:O	1:A:109:TYR:HD1	1.84	0.59
1:A:126:VAL:O	1:A:165:LEU:C	2.41	0.59
1:A:180:TYR:CE1	1:A:331:PHE:HB3	2.36	0.59
1:A:213:THR:OG1	1:A:219:ALA:HB1	2.02	0.59
1:A:294:TYR:CE1	1:A:515:SER:CA	2.85	0.59
1:A:344:GLY:HA3	1:A:361:TYR:O	2.02	0.59
1:A:374:THR:HG22	1:A:620:ARG:CZ	2.32	0.59
1:A:416:ASN:O	1:A:420:VAL:HG23	2.02	0.59
1:A:570:ASN:O	1:A:573:THR:HG22	2.03	0.59
1:A:723:ILE:HG23	1:A:724:ARG:N	2.16	0.59
1:B:22:ILE:CG1	1:B:517:TYR:CD1	2.85	0.59
1:B:109:TYR:CD2	1:B:134:GLN:NE2	2.70	0.59
1:B:236:ALA:HA	1:B:239:ARG:HB2	1.84	0.59
1:B:259:ARG:CG	1:B:269:LEU:HD13	2.32	0.59
1:B:317:ILE:CG2	1:B:320:TRP:CH2	2.85	0.59
1:B:362:GLU:CG	1:B:635:MET:HE2	2.31	0.59
1:B:364:TRP:CD2	1:B:442:PRO:HG2	2.37	0.59
1:B:491:MET:HE3	1:B:491:MET:CA	2.32	0.59

*Continued on next page...*

*Continued from previous page...*

Atom-1	Atom-2	Interatomic distance (Å)	Clash overlap (Å)
1:B:504:SER:HB3	1:B:517:TYR:CE2	2.37	0.59
1:B:618:ARG:H	1:B:619:GLU:HA	1.65	0.59
1:A:68:ARG:HH22	1:A:330:PRO:HD3	1.68	0.59
1:A:540:ILE:HG21	1:A:541:ARG:NH2	2.10	0.59
1:A:593:TYR:CB	1:A:726:TRP:CD1	2.86	0.59
1:A:732:LEU:HG	1:A:738:LEU:CD1	2.32	0.59
1:A:746:LEU:O	1:A:747:THR:C	2.41	0.59
1:B:42:ARG:HB2	1:B:42:ARG:NH1	2.17	0.59
1:B:43:THR:CG2	1:B:287:ASN:HB3	2.32	0.59
1:B:93:HIS:HB3	1:B:237:PHE:HE1	0.64	0.59
1:B:173:ARG:CD	1:B:174:VAL:H	2.01	0.59
1:B:317:ILE:CG1	1:B:320:TRP:CE2	2.85	0.59
1:B:350:ASP:O	1:B:351:HIS:CB	2.51	0.59
1:B:364:TRP:CD2	1:B:442:PRO:CG	2.86	0.59
1:A:86:VAL:CG2	1:A:191:ARG:HD2	2.33	0.59
1:A:105:LYS:HZ1	1:A:137:THR:HG1	1.49	0.59
1:A:182:ASN:O	1:A:186:LEU:HD12	2.02	0.59
1:A:319:PRO:CD	1:A:320:TRP:H	2.16	0.59
1:A:420:VAL:CG2	1:A:643:ASP:OD2	2.42	0.59
1:A:580:TRP:CZ3	1:A:581:HIS:CE1	2.90	0.59
1:A:643:ASP:HA	1:A:646:THR:OG1	2.02	0.59
1:B:343:ILE:CD1	1:B:493:TYR:CZ	2.85	0.59
1:B:578:TRP:CD1	1:B:579:PRO:CD	2.85	0.59
1:B:617:ARG:HH11	1:B:617:ARG:CG	2.14	0.59
1:B:670:ASN:CG	1:B:749:VAL:HG11	2.19	0.59
1:B:676:ARG:NH1	1:B:676:ARG:HG2	2.17	0.59
1:B:702:MET:CE	1:B:714:LEU:HD12	2.32	0.59
1:B:712:SER:CB	1:B:715:HIS:CE1	2.85	0.59
1:A:408:PHE:CB	1:A:636:TRP:CD1	2.85	0.59
1:A:544:GLU:HB3	1:A:545:PRO:C	2.22	0.59
1:A:600:LYS:CB	1:A:602:TYR:CE1	2.86	0.59
1:A:683:THR:CG2	1:A:684:THR:H	2.09	0.59
1:B:24:GLU:HA	1:B:506:HIS:NE2	2.16	0.59
1:B:42:ARG:HD3	1:B:336:ILE:HA	1.83	0.59
1:B:43:THR:N	1:B:334:ARG:CB	2.64	0.59
1:B:70:PHE:CD2	1:B:195:LEU:CD1	2.86	0.59
1:B:109:TYR:CE2	1:B:131:ILE:HG12	2.36	0.59
1:B:113:SER:OG	1:B:115:ASN:HB3	2.03	0.59
1:B:176:ARG:HD3	1:B:176:ARG:N	2.16	0.59
1:B:354:GLN:HG3	1:B:528:ILE:HG21	1.84	0.59
1:B:467:VAL:HG22	1:B:468:ASP:N	2.17	0.59

*Continued on next page...*

*Continued from previous page...*

Atom-1	Atom-2	Interatomic distance (Å)	Clash overlap (Å)
1:B:501:VAL:CG2	1:B:520:TRP:CD1	2.85	0.59
1:B:596:THR:CG2	1:B:601:ARG:HD2	2.32	0.59
1:B:651:ARG:CZ	1:B:660:LYS:HG3	2.25	0.59
1:B:672:VAL:HA	1:B:675:LEU:HD12	1.85	0.59
1:A:59:GLY:HA2	1:A:152:ASP:CA	2.32	0.59
1:A:143:HIS:O	1:A:145:LEU:CD1	2.45	0.59
1:A:293:ALA:O	1:A:297:MET:HB2	2.02	0.59
1:A:347:SER:HB3	1:A:348:ALA:HB2	0.76	0.59
1:A:448:ASP:OD1	1:A:448:ASP:N	2.34	0.59
1:A:472:GLU:CB	1:A:475:ALA:HB2	2.17	0.59
1:B:29:LEU:CD1	1:B:532:TYR:CE1	2.85	0.59
1:B:44:PHE:CD1	1:B:333:LEU:CD2	2.85	0.59
1:B:68:ARG:NH1	1:B:68:ARG:HA	2.18	0.59
1:B:128:PRO:CA	1:B:131:ILE:HB	2.27	0.59
1:B:408:PHE:CZ	1:B:633:ILE:CG1	2.86	0.59
1:B:521:ASN:CA	1:B:541:ARG:HD2	2.33	0.59
1:B:623:ILE:O	1:B:625:LYS:HE3	2.02	0.59
1:A:101:GLU:CD	1:A:101:GLU:H	2.06	0.59
1:A:128:PRO:N	1:A:166:PRO:CG	2.50	0.59
1:A:173:ARG:CG	1:A:579:PRO:HB3	2.33	0.59
1:A:191:ARG:O	1:A:194:ASP:HB3	2.01	0.59
1:A:234:THR:O	1:A:238:GLU:N	2.36	0.59
1:A:417:ARG:C	1:A:420:VAL:HB	2.22	0.59
1:A:500:GLU:CG	1:A:522:VAL:H	2.14	0.59
1:A:507:GLN:CG	1:A:508:GLY:H	2.15	0.59
1:A:508:GLY:HA3	1:A:510:ALA:O	2.03	0.59
1:A:653:THR:HG22	1:A:655:ARG:NE	2.17	0.59
1:B:24:GLU:CG	1:B:28:GLN:HG3	2.33	0.59
1:B:94:GLN:HA	1:B:96:THR:OG1	2.01	0.59
1:B:103:TRP:HD1	1:B:227:GLN:O	1.84	0.59
1:B:191:ARG:NE	1:B:194:ASP:OD2	2.35	0.59
1:B:226:SER:CB	1:B:229:LEU:HD12	2.32	0.59
1:B:294:TYR:CE1	1:B:298:VAL:CG2	2.84	0.59
1:B:294:TYR:OH	1:B:516:LEU:HD11	2.03	0.59
1:B:317:ILE:CG1	1:B:320:TRP:CZ2	2.85	0.59
1:B:358:VAL:HG21	1:B:438:THR:CG2	2.33	0.59
1:B:364:TRP:HZ2	1:B:628:VAL:CG2	2.15	0.59
1:B:408:PHE:HZ	1:B:633:ILE:HD11	1.64	0.59
1:B:505:GLU:HB2	1:B:506:HIS:C	2.22	0.59
1:B:593:TYR:CD2	1:B:726:TRP:CB	2.85	0.59
1:B:759:VAL:O	1:B:760:VAL:HG23	2.01	0.59

*Continued on next page...*

*Continued from previous page...*

Atom-1	Atom-2	Interatomic distance (Å)	Clash overlap (Å)
1:A:4:LEU:HD22	1:A:17:THR:HG21	1.81	0.59
1:A:18:GLN:CB	1:A:21:ALA:HB2	2.33	0.59
1:A:158:LEU:HD12	1:A:158:LEU:N	2.18	0.59
1:A:170:TYR:HE2	1:A:578:TRP:CZ2	2.19	0.59
1:A:294:TYR:OH	1:A:516:LEU:HG	2.02	0.59
1:A:331:PHE:O	1:A:332:LYS:HG2	2.02	0.59
1:A:633:ILE:O	1:A:636:TRP:HB3	2.02	0.59
1:A:733:GLN:NE2	1:A:738:LEU:CD1	2.66	0.59
1:B:44:PHE:H	1:B:289:ALA:HB3	1.67	0.59
1:B:109:TYR:HD2	1:B:134:GLN:NE2	2.01	0.59
1:B:522:VAL:HG21	1:B:552:ASN:HD21	1.68	0.59
1:A:16:LEU:HG	1:A:462:LEU:O	2.01	0.59
1:A:51:GLU:O	1:A:52:LEU:HB2	2.03	0.59
1:A:176:ARG:CG	1:A:447:ARG:NH1	2.52	0.59
1:A:187:VAL:C	1:A:190:VAL:HG23	2.22	0.59
1:A:349:ILE:HG12	1:A:354:GLN:O	2.01	0.59
1:A:377:LYS:HB3	1:A:385:ARG:HH11	1.68	0.59
1:A:476:SER:HA	1:A:479:LEU:HD12	1.84	0.59
1:A:493:TYR:CZ	1:A:549:ILE:CG2	2.85	0.59
1:A:682:GLY:O	1:A:727:ALA:HB1	2.03	0.59
1:A:690:ALA:N	1:A:693:LEU:HD22	2.18	0.59
1:A:729:LEU:HD21	1:A:738:LEU:HD11	1.83	0.59
1:B:44:PHE:CE1	1:B:333:LEU:CA	2.85	0.59
1:B:71:PHE:HE2	1:B:329:SER:HB2	1.66	0.59
1:B:101:GLU:O	1:B:104:ARG:N	2.36	0.59
1:B:106:LEU:O	1:B:108:ALA:N	2.35	0.59
1:B:368:LYS:H	1:B:368:LYS:CD	2.06	0.59
1:B:368:LYS:HD3	1:B:369:GLU:CD	2.22	0.59
1:B:370:ILE:HD11	1:B:401:LEU:HD12	1.85	0.59
1:B:651:ARG:NE	1:B:660:LYS:HG3	2.16	0.59
1:A:25:LEU:HG	1:A:26:LYS:HZ3	1.68	0.59
1:A:159:SER:CA	1:A:164:ILE:CA	2.81	0.59
1:A:213:THR:CG2	1:A:220:LEU:HD23	2.33	0.59
1:A:272:SER:O	1:A:276:ARG:CD	2.49	0.59
1:A:444:VAL:HA	1:A:447:ARG:HB2	1.83	0.59
1:A:493:TYR:CE1	1:A:549:ILE:CG1	2.85	0.59
1:A:502:VAL:H	1:A:518:LEU:CD1	2.16	0.59
1:A:523:ARG:HD3	1:A:524:THR:O	1.96	0.59
1:A:544:GLU:HG3	1:A:545:PRO:O	2.03	0.59
1:A:602:TYR:CE2	1:A:702:MET:CE	2.86	0.59
1:B:109:TYR:CE2	1:B:131:ILE:CG1	2.85	0.59

*Continued on next page...*

*Continued from previous page...*

Atom-1	Atom-2	Interatomic distance (Å)	Clash overlap (Å)
1:B:127:PRO:CA	1:B:128:PRO:N	2.64	0.59
1:B:131:ILE:C	1:B:133:GLU:N	2.53	0.59
1:B:183:PHE:CE2	1:B:184:TYR:CD1	2.90	0.59
1:B:321:PHE:CZ	1:B:326:SER:CB	2.85	0.59
1:B:501:VAL:CA	1:B:520:TRP:CD1	2.85	0.59
1:B:623:ILE:HD13	1:B:625:LYS:CA	2.32	0.59
1:B:653:THR:HG1	1:B:654:SER:N	2.01	0.59
1:B:691:VAL:HG13	1:B:723:ILE:HG12	1.85	0.59
1:A:62:ASP:OD2	1:A:66:TYR:N	2.36	0.58
1:A:272:SER:O	1:A:276:ARG:N	2.36	0.58
1:A:286:SER:C	1:A:288:LEU:H	2.07	0.58
1:A:472:GLU:H	1:A:475:ALA:HB3	1.66	0.58
1:A:478:ASP:O	1:A:481:ARG:N	2.36	0.58
1:A:666:ARG:C	1:A:668:MET:N	2.53	0.58
1:B:14:ARG:HD2	1:B:26:LYS:CD	2.33	0.58
1:B:24:GLU:N	1:B:506:HIS:CE1	2.71	0.58
1:B:102:ILE:CD1	1:B:103:TRP:CE3	2.86	0.58
1:B:200:THR:O	1:B:203:SER:N	2.36	0.58
1:B:259:ARG:C	1:B:269:LEU:HD11	2.22	0.58
1:B:600:LYS:CB	1:B:602:TYR:CE1	2.85	0.58
1:B:703:ALA:CA	1:B:708:ILE:HD13	2.33	0.58
1:A:82:VAL:CG2	1:A:188:ASP:HB3	2.33	0.58
1:A:143:HIS:C	1:A:145:LEU:HD12	2.23	0.58
1:A:159:SER:OG	1:A:164:ILE:HB	2.01	0.58
1:A:181:PRO:HB2	1:A:484:PHE:CE2	2.38	0.58
1:A:197:ARG:HA	1:A:200:THR:HB	1.84	0.58
1:A:209:MET:CG	1:A:210:LEU:H	2.14	0.58
1:A:347:SER:HA	1:A:554:PRO:HB3	1.85	0.58
1:A:349:ILE:HD11	1:A:356:SER:CA	2.33	0.58
1:B:8:ASP:CG	1:B:9:LEU:C	2.62	0.58
1:B:24:GLU:CB	1:B:506:HIS:NE2	2.66	0.58
1:B:87:ASN:ND2	1:B:88:GLN:N	2.50	0.58
1:B:309:SER:OG	1:B:315:SER:OG	2.21	0.58
1:B:526:LEU:HD22	1:B:527:ARG:CA	2.32	0.58
1:B:620:ARG:C	1:B:621:VAL:HG22	2.23	0.58
1:B:629:ALA:O	1:B:632:ILE:HG22	2.02	0.58
1:A:86:VAL:CG2	1:A:191:ARG:CD	2.82	0.58
1:A:177:THR:CG2	1:A:178:ALA:H	2.15	0.58
1:A:222:PRO:HG2	1:A:223:ALA:H	1.67	0.58
1:A:294:TYR:CE1	1:A:515:SER:HA	2.29	0.58
1:A:541:ARG:NH2	1:A:542:THR:OG1	2.36	0.58

*Continued on next page...*



*Continued from previous page...*

Atom-1	Atom-2	Interatomic distance (Å)	Clash overlap (Å)
1:B:42:ARG:N	1:B:43:THR:OG1	2.36	0.58
1:B:158:LEU:CD1	1:B:210:LEU:HB3	2.24	0.58
1:B:251:SER:HA	1:B:301:ARG:NH2	2.18	0.58
1:B:294:TYR:HE2	1:B:516:LEU:HD11	1.65	0.58
1:B:308:PHE:HZ	1:B:318:ILE:CD1	2.07	0.58
1:B:587:PHE:C	1:B:622:ARG:HE	2.06	0.58
1:B:695:GLN:HE22	1:B:715:HIS:HE1	1.51	0.58
1:A:173:ARG:NE	1:A:579:PRO:HB3	2.18	0.58
1:A:205:VAL:CG2	1:A:239:ARG:HH22	2.15	0.58
1:A:335:PRO:HB2	1:A:338:GLU:OE2	2.04	0.58
1:A:352:MET:CE	1:A:427:ARG:HA	2.32	0.58
1:A:442:PRO:O	1:A:446:GLU:HB2	2.02	0.58
1:A:448:ASP:CB	1:A:455:PRO:HG3	2.32	0.58
1:A:693:LEU:CB	1:A:726:TRP:HH2	2.16	0.58
1:B:38:LEU:O	1:B:39:GLN:CG	2.45	0.58
1:B:103:TRP:HE3	1:B:103:TRP:N	2.01	0.58
1:B:171:VAL:CG1	1:B:577:ILE:C	2.72	0.58
1:B:276:ARG:HH11	1:B:276:ARG:CG	2.15	0.58
1:B:400:THR:CG2	1:B:686:ILE:HG12	2.34	0.58
1:B:424:VAL:HB	1:B:430:VAL:HG13	1.84	0.58
1:B:617:ARG:HB3	1:B:619:GLU:HG3	1.83	0.58
1:A:114:SER:O	1:A:115:ASN:HB3	2.02	0.58
1:A:181:PRO:CB	1:A:484:PHE:CD1	2.86	0.58
1:A:189:CYS:HB3	1:A:323:GLU:OE1	2.02	0.58
1:A:284:LEU:HG	1:A:287:ASN:OD1	2.04	0.58
1:A:287:ASN:O	1:A:288:LEU:C	2.42	0.58
1:A:343:ILE:N	1:A:559:GLU:OE2	2.35	0.58
1:A:441:PHE:HB2	1:A:443:SER:OG	2.03	0.58
1:A:521:ASN:O	1:A:522:VAL:HG22	2.02	0.58
1:A:583:ALA:HA	1:A:625:LYS:NZ	2.17	0.58
1:B:44:PHE:CG	1:B:333:LEU:CD2	2.87	0.58
1:B:57:GLY:C	1:B:58:LYS:HE2	2.23	0.58
1:B:103:TRP:CD2	1:B:230:ALA:CB	2.85	0.58
1:B:183:PHE:CD2	1:B:184:TYR:CD1	2.92	0.58
1:B:535:ILE:HG21	1:B:538:GLY:C	2.22	0.58
1:B:640:PHE:CD1	1:B:670:ASN:OD1	2.56	0.58
1:A:4:LEU:CD2	1:A:17:THR:CG2	2.75	0.58
1:A:64:VAL:CG1	1:A:196:ARG:HA	2.33	0.58
1:A:299:LYS:HB3	1:A:300:GLN:NE2	2.18	0.58
1:A:345:GLN:HG2	1:A:554:PRO:O	2.02	0.58
1:A:434:GLY:C	1:A:437:MET:HE3	2.24	0.58

*Continued on next page...*

*Continued from previous page...*

Atom-1	Atom-2	Interatomic distance (Å)	Clash overlap (Å)
1:A:610:GLU:O	1:A:613:GLY:HA3	2.03	0.58
1:B:125:LYS:C	1:B:165:LEU:HD22	2.23	0.58
1:B:131:ILE:O	1:B:134:GLN:N	2.35	0.58
1:B:236:ALA:HB2	1:B:239:ARG:HE	1.69	0.58
1:B:326:SER:C	1:B:327:GLU:OE1	2.42	0.58
1:B:540:ILE:O	1:B:542:THR:N	2.37	0.58
1:B:552:ASN:C	1:B:553:LYS:HD3	2.24	0.58
1:B:598:ARG:NH1	1:B:710:ASP:O	2.34	0.58
1:B:705:ARG:N	1:B:708:ILE:HD11	2.19	0.58
1:A:210:LEU:HB3	1:A:212:ALA:O	2.04	0.58
1:A:293:ALA:HA	1:A:296:ASP:CG	2.22	0.58
1:A:297:MET:HE3	1:A:297:MET:O	2.04	0.58
1:A:306:VAL:CG1	1:A:309:SER:HB2	2.31	0.58
1:A:408:PHE:HB3	1:A:636:TRP:CD1	2.39	0.58
1:A:636:TRP:CE3	1:A:640:PHE:CE2	2.88	0.58
1:A:718:ILE:O	1:A:719:ASN:C	2.42	0.58
1:A:753:SER:N	1:A:754:ASN:O	2.37	0.58
1:B:275:LEU:HD23	1:B:278:THR:HB	1.84	0.58
1:B:695:GLN:C	1:B:698:ILE:HG13	2.24	0.58
1:B:737:LEU:N	1:B:737:LEU:HD12	2.18	0.58
1:A:220:LEU:HD23	1:A:220:LEU:O	2.03	0.58
1:A:234:THR:C	1:A:237:PHE:CB	2.52	0.58
1:A:292:ILE:CB	1:A:295:GLN:HB3	2.30	0.58
1:A:466:ILE:HD12	1:A:466:ILE:O	2.02	0.58
1:A:523:ARG:HG2	1:A:538:GLY:CA	2.34	0.58
1:A:530:VAL:HG21	1:A:551:TYR:CZ	2.39	0.58
1:A:535:ILE:HG12	1:A:540:ILE:CD1	2.34	0.58
1:A:535:ILE:HG12	1:A:540:ILE:HD12	1.86	0.58
1:A:640:PHE:N	1:A:640:PHE:HD1	2.02	0.58
1:B:214:PHE:C	1:B:220:LEU:HD13	2.23	0.58
1:B:314:SER:CB	1:B:317:ILE:HB	2.26	0.58
1:B:376:VAL:C	1:B:378:LEU:HG	2.20	0.58
1:B:501:VAL:HG13	1:B:520:TRP:HE1	1.66	0.58
1:B:637:TYR:CA	1:B:640:PHE:HD2	2.11	0.58
1:A:22:ILE:HD11	1:A:295:GLN:NE2	2.19	0.58
1:A:102:ILE:O	1:A:102:ILE:HG22	2.04	0.58
1:A:173:ARG:HD2	1:A:579:PRO:HB3	1.84	0.58
1:A:272:SER:O	1:A:275:LEU:N	2.36	0.58
1:A:284:LEU:HA	1:A:287:ASN:HB3	1.85	0.58
1:A:287:ASN:ND2	1:A:290:LEU:CG	2.67	0.58
1:A:359:VAL:HA	1:A:438:THR:C	2.24	0.58

*Continued on next page...*

*Continued from previous page...*

Atom-1	Atom-2	Interatomic distance (Å)	Clash overlap (Å)
1:B:9:LEU:HD12	1:B:9:LEU:N	2.04	0.58
1:B:14:ARG:CG	1:B:465:GLY:HA3	2.34	0.58
1:B:127:PRO:O	1:B:130:ALA:HB3	2.03	0.58
1:B:228:HIS:HA	1:B:231:ASN:CB	2.33	0.58
1:B:317:ILE:HG22	1:B:318:ILE:HD12	1.85	0.58
1:B:577:ILE:HD12	1:B:578:TRP:CA	2.27	0.58
1:B:740:ARG:HG2	1:B:741:SER:H	1.66	0.58
1:A:35:GLN:N	1:A:503:VAL:O	2.36	0.58
1:A:82:VAL:C	1:A:85:LEU:HD23	2.24	0.58
1:A:278:THR:CG2	1:A:281:ILE:HG12	2.32	0.58
1:A:636:TRP:CE3	1:A:640:PHE:CD1	2.92	0.58
1:B:8:ASP:OD2	1:B:10:ASN:N	2.37	0.58
1:B:9:LEU:HD23	1:B:16:LEU:CB	2.28	0.58
1:B:18:GLN:NE2	1:B:545:PRO:HD3	2.19	0.58
1:B:323:GLU:O	1:B:326:SER:OG	2.21	0.58
1:B:415:LYS:NZ	1:B:415:LYS:O	2.23	0.58
1:B:593:TYR:CZ	1:B:722:ARG:HG3	2.38	0.58
1:A:59:GLY:O	1:A:156:HIS:CB	2.52	0.57
1:A:298:VAL:HG13	1:A:299:LYS:N	2.18	0.57
1:A:338:GLU:C	1:A:340:THR:N	2.56	0.57
1:A:374:THR:O	1:A:387:LEU:HB3	2.04	0.57
1:A:396:ARG:NE	1:A:612:LEU:HD13	2.18	0.57
1:A:417:ARG:HH11	1:A:417:ARG:CG	2.14	0.57
1:A:524:THR:CG2	1:A:539:SER:CA	2.60	0.57
1:A:532:TYR:CG	1:A:533:ASN:N	2.72	0.57
1:B:18:GLN:HG3	1:B:487:TYR:HH	1.69	0.57
1:B:34:LEU:HD12	1:B:34:LEU:C	2.24	0.57
1:B:72:GLN:O	1:B:75:GLN:HB2	2.04	0.57
1:B:74:ALA:O	1:B:77:GLY:CA	2.51	0.57
1:B:221:ALA:HB1	1:B:222:PRO:HD3	1.85	0.57
1:B:234:THR:C	1:B:237:PHE:H	2.07	0.57
1:B:363:ASP:N	1:B:441:PHE:HB3	2.18	0.57
1:B:409:ALA:O	1:B:412:ALA:CB	2.50	0.57
1:A:12:SER:HB3	1:A:463:ARG:NH2	2.10	0.57
1:A:82:VAL:HG21	1:A:188:ASP:CB	2.33	0.57
1:A:252:SER:CB	1:A:308:PHE:HE1	2.17	0.57
1:A:258:GLY:CA	1:A:261:TRP:CE3	2.85	0.57
1:A:435:ALA:CB	1:A:437:MET:HE2	2.33	0.57
1:A:502:VAL:HG22	1:A:503:VAL:C	2.23	0.57
1:B:43:THR:N	1:B:334:ARG:HB3	2.15	0.57
1:B:103:TRP:C	1:B:107:THR:HG1	1.97	0.57

*Continued on next page...*

*Continued from previous page...*

Atom-1	Atom-2	Interatomic distance (Å)	Clash overlap (Å)
1:B:317:ILE:HA	1:B:320:TRP:NE1	2.18	0.57
1:B:386:PHE:HD1	1:B:386:PHE:N	2.02	0.57
1:B:625:LYS:H	1:B:625:LYS:HZ2	1.50	0.57
1:A:87:ASN:ND2	1:A:191:ARG:CZ	2.67	0.57
1:A:259:ARG:CG	1:A:266:PRO:HB3	2.33	0.57
1:A:442:PRO:HD2	1:A:443:SER:OG	2.04	0.57
1:A:523:ARG:CZ	1:A:525:GLU:CA	2.83	0.57
1:A:687:GLY:O	1:A:688:ALA:C	2.42	0.57
1:A:732:LEU:HG	1:A:738:LEU:HD21	1.82	0.57
1:B:56:VAL:HG23	1:B:170:TYR:CG	2.40	0.57
1:B:308:PHE:CD1	1:B:309:SER:N	2.73	0.57
1:B:317:ILE:CG2	1:B:320:TRP:CZ2	2.85	0.57
1:B:484:PHE:CG	1:B:485:ASN:N	2.72	0.57
1:B:587:PHE:C	1:B:622:ARG:NE	2.57	0.57
1:B:592:ALA:CA	1:B:726:TRP:CZ2	2.82	0.57
1:B:632:ILE:HG23	1:B:633:ILE:N	2.19	0.57
1:B:726:TRP:CE3	1:B:726:TRP:CA	2.86	0.57
1:A:87:ASN:OD1	1:A:191:ARG:HD3	2.02	0.57
1:A:93:HIS:CE1	1:A:237:PHE:HD2	2.22	0.57
1:A:349:ILE:HG21	1:A:354:GLN:CA	2.25	0.57
1:A:387:LEU:HD11	1:A:577:ILE:HG23	1.86	0.57
1:A:517:TYR:HH	1:A:543:PRO:HA	1.70	0.57
1:A:751:GLY:O	1:A:755:ALA:N	2.38	0.57
1:B:235:THR:C	1:B:239:ARG:HG3	2.24	0.57
1:B:321:PHE:CD1	1:B:325:MET:CE	2.87	0.57
1:B:359:VAL:O	1:B:359:VAL:HG12	2.04	0.57
1:B:362:GLU:O	1:B:410:VAL:HG23	2.03	0.57
1:B:453:ARG:NH2	1:B:478:ASP:HB2	2.18	0.57
1:B:585:THR:N	1:B:622:ARG:CG	2.66	0.57
1:B:654:SER:HB2	1:B:659:GLU:OE1	2.04	0.57
1:B:658:ALA:O	1:B:661:LEU:HB3	2.03	0.57
1:B:729:LEU:HD22	1:B:732:LEU:HD12	1.83	0.57
1:A:52:LEU:C	1:A:174:VAL:HG13	2.25	0.57
1:A:347:SER:CB	1:A:348:ALA:CA	2.83	0.57
1:A:377:LYS:HB3	1:A:385:ARG:NH1	2.19	0.57
1:A:438:THR:O	1:A:438:THR:HG23	2.04	0.57
1:A:555:ILE:CG1	1:A:556:GLN:H	2.09	0.57
1:A:589:TYR:CD2	1:A:590:GLU:N	2.72	0.57
1:A:593:TYR:O	1:A:604:ALA:HB3	2.05	0.57
1:A:676:ARG:HH11	1:A:676:ARG:CG	2.15	0.57
1:A:683:THR:O	1:A:684:THR:HG22	2.04	0.57

*Continued on next page...*

*Continued from previous page...*

Atom-1	Atom-2	Interatomic distance (Å)	Clash overlap (Å)
1:B:42:ARG:HH12	1:B:339:THR:N	2.01	0.57
1:B:58:LYS:CD	1:B:58:LYS:H	2.17	0.57
1:B:60:ASN:OD1	1:B:60:ASN:N	2.35	0.57
1:B:82:VAL:HG23	1:B:188:ASP:CB	2.33	0.57
1:B:393:ILE:O	1:B:397:MET:CG	2.52	0.57
1:B:401:LEU:C	1:B:404:ILE:HG13	2.24	0.57
1:B:686:ILE:C	1:B:688:ALA:N	2.55	0.57
1:A:143:HIS:C	1:A:145:LEU:CD1	2.72	0.57
1:A:425:SER:HB2	1:A:426:GLN:HB3	1.85	0.57
1:B:43:THR:CG2	1:B:44:PHE:H	2.17	0.57
1:B:48:MET:CA	1:B:179:THR:HG22	2.20	0.57
1:B:114:SER:HG	1:B:222:PRO:HB2	1.70	0.57
1:B:171:VAL:HG22	1:B:578:TRP:CE3	2.39	0.57
1:B:228:HIS:HA	1:B:231:ASN:CG	2.25	0.57
1:B:315:SER:O	1:B:319:PRO:HG3	2.03	0.57
1:B:370:ILE:HG22	1:B:623:ILE:CD1	2.34	0.57
1:B:376:VAL:N	1:B:386:PHE:H	2.02	0.57
1:B:462:LEU:CD1	1:B:463:ARG:N	2.64	0.57
1:B:532:TYR:N	1:B:532:TYR:CD1	2.72	0.57
1:B:609:PHE:CD1	1:B:609:PHE:N	2.73	0.57
1:A:85:LEU:HD23	1:A:85:LEU:N	2.19	0.57
1:A:291:PHE:C	1:A:292:ILE:HG13	2.25	0.57
1:A:361:TYR:O	1:A:362:GLU:CG	2.53	0.57
1:A:387:LEU:O	1:A:572:THR:HB	2.05	0.57
1:A:641:VAL:HA	1:A:644:ASP:OD2	2.05	0.57
1:A:648:ALA:HB1	1:A:652:ARG:CZ	2.32	0.57
1:B:2:PHE:CD1	1:B:3:ASN:N	2.73	0.57
1:B:72:GLN:HG2	1:B:174:VAL:CG1	2.27	0.57
1:B:231:ASN:ND2	1:B:232:ALA:N	2.53	0.57
1:B:323:GLU:CD	1:B:324:ALA:H	2.08	0.57
1:B:363:ASP:OD1	1:B:561:LEU:HD22	2.05	0.57
1:A:284:LEU:HA	1:A:287:ASN:OD1	2.05	0.57
1:A:350:ASP:O	1:A:351:HIS:CB	2.50	0.57
1:A:381:ASN:O	1:A:382:SER:OG	2.14	0.57
1:A:433:ASN:HB2	1:A:434:GLY:O	2.05	0.57
1:A:532:TYR:CZ	1:A:533:ASN:ND2	2.73	0.57
1:A:574:SER:O	1:A:575:ILE:HD12	2.05	0.57
1:A:588:ALA:HA	1:A:590:GLU:OE2	2.04	0.57
1:A:758:MET:SD	1:A:759:VAL:CA	2.93	0.57
1:B:23:GLY:C	1:B:506:HIS:CE1	2.75	0.57
1:B:173:ARG:HG3	1:B:173:ARG:NH1	2.17	0.57

*Continued on next page...*

*Continued from previous page...*

Atom-1	Atom-2	Interatomic distance (Å)	Clash overlap (Å)
1:B:243:ASN:ND2	1:B:244:PHE:CD2	2.73	0.57
1:B:350:ASP:CB	1:B:430:VAL:H	2.18	0.57
1:B:571:HIS:O	1:B:573:THR:N	2.37	0.57
1:B:681:ILE:O	1:B:684:THR:CG2	2.52	0.57
1:B:702:MET:CE	1:B:714:LEU:CD1	2.82	0.57
1:B:729:LEU:HA	1:B:732:LEU:CG	2.33	0.57
1:A:252:SER:OG	1:A:308:PHE:HE1	1.88	0.57
1:A:272:SER:CA	1:A:276:ARG:CD	2.83	0.57
1:A:607:LYS:O	1:A:610:GLU:HB3	2.03	0.57
1:A:653:THR:HG22	1:A:655:ARG:HE	1.70	0.57
1:B:92:TYR:CZ	1:B:139:ALA:CB	2.87	0.57
1:B:97:ALA:C	1:B:99:ASN:N	2.55	0.57
1:B:171:VAL:O	1:B:578:TRP:HB3	2.04	0.57
1:B:245:ASP:CG	1:B:248:ALA:CA	2.69	0.57
1:B:358:VAL:HG13	1:B:437:MET:SD	2.45	0.57
1:B:372:ALA:HB3	1:B:389:VAL:HB	1.87	0.57
1:B:415:LYS:HZ1	1:B:419:ALA:CB	2.09	0.57
1:B:509:VAL:HG23	1:B:511:ALA:CA	2.34	0.57
1:B:520:TRP:CD1	1:B:520:TRP:N	2.73	0.57
1:B:564:LYS:C	1:B:565:VAL:HG13	2.25	0.57
1:A:9:LEU:CD2	1:A:10:ASN:N	2.46	0.57
1:A:45:SER:CB	1:A:332:LYS:CA	2.82	0.57
1:A:82:VAL:CB	1:A:188:ASP:HB3	2.35	0.57
1:A:182:ASN:O	1:A:185:ALA:HB3	2.04	0.57
1:A:186:LEU:H	1:A:186:LEU:CD1	2.13	0.57
1:A:292:ILE:HG22	1:A:295:GLN:HG2	1.76	0.57
1:A:343:ILE:HA	1:A:362:GLU:OE1	2.05	0.57
1:A:352:MET:HG3	1:A:355:PRO:O	2.05	0.57
1:A:361:TYR:HD2	1:A:362:GLU:N	1.78	0.57
1:A:414:VAL:HA	1:A:639:TRP:CZ3	2.34	0.57
1:A:440:GLY:HA3	1:A:635:MET:CE	2.35	0.57
1:A:544:GLU:CG	1:A:547:GLU:CB	2.83	0.57
1:B:61:ILE:CD1	1:B:156:HIS:HA	2.35	0.57
1:B:110:ILE:HG22	1:B:110:ILE:O	2.05	0.57
1:B:173:ARG:NH1	1:B:578:TRP:CZ2	2.72	0.57
1:B:262:SER:CB	1:B:269:LEU:HG	2.35	0.57
1:B:322:ILE:CA	1:B:325:MET:SD	2.93	0.57
1:B:339:THR:OG1	1:B:496:ALA:HB2	2.04	0.57
1:B:351:HIS:HB3	1:B:428:GLY:CA	2.30	0.57
1:B:485:ASN:OD1	1:B:486:TYR:N	2.38	0.57
1:B:641:VAL:HG13	1:B:748:LYS:NZ	2.20	0.57

*Continued on next page...*

*Continued from previous page...*

Atom-1	Atom-2	Interatomic distance (Å)	Clash overlap (Å)
1:A:44:PHE:CD1	1:A:44:PHE:N	2.72	0.56
1:A:185:ALA:HA	1:A:188:ASP:CG	2.24	0.56
1:A:268:GLU:O	1:A:269:LEU:C	2.37	0.56
1:A:282:ASP:N	1:A:282:ASP:OD1	2.38	0.56
1:A:292:ILE:HA	1:A:295:GLN:CB	2.34	0.56
1:A:334:ARG:HG2	1:A:334:ARG:NH1	2.18	0.56
1:A:345:GLN:CG	1:A:556:GLN:HA	2.34	0.56
1:A:364:TRP:HE3	1:A:562:GLN:HA	1.70	0.56
1:A:510:ALA:HB1	1:A:511:ALA:CA	2.35	0.56
1:A:530:VAL:HG21	1:A:551:TYR:HE2	1.69	0.56
1:A:542:THR:CG2	1:A:544:GLU:CB	2.83	0.56
1:A:577:ILE:O	1:A:577:ILE:HG13	2.04	0.56
1:A:593:TYR:CG	1:A:726:TRP:CD1	2.93	0.56
1:B:47:SER:H	1:B:332:LYS:HZ1	1.52	0.56
1:B:173:ARG:HB3	1:B:173:ARG:CZ	2.34	0.56
1:B:288:LEU:CD1	1:B:495:VAL:CG2	2.83	0.56
1:B:291:PHE:CE2	1:B:503:VAL:CG2	2.88	0.56
1:B:425:SER:O	1:B:430:VAL:HG22	2.05	0.56
1:B:472:GLU:H	1:B:475:ALA:CB	2.05	0.56
1:A:260:LEU:HD13	1:A:271:PRO:HG3	1.86	0.56
1:A:643:ASP:C	1:A:646:THR:HG1	2.02	0.56
1:B:112:GLY:O	1:B:113:SER:HB3	2.02	0.56
1:B:324:ALA:HB3	1:B:333:LEU:HD23	1.86	0.56
1:B:623:ILE:HD13	1:B:625:LYS:HA	1.87	0.56
1:B:630:HIS:CG	1:B:634:GLN:NE2	2.72	0.56
1:B:693:LEU:C	1:B:697:ARG:HH12	2.08	0.56
1:B:695:GLN:NE2	1:B:715:HIS:CE1	2.73	0.56
1:A:58:LYS:HG2	1:A:59:GLY:N	2.19	0.56
1:A:257:LEU:CD1	1:A:261:TRP:CH2	2.86	0.56
1:A:602:TYR:CE2	1:A:702:MET:SD	2.94	0.56
1:A:729:LEU:CD2	1:A:738:LEU:HD13	2.35	0.56
1:B:4:LEU:HD23	1:B:8:ASP:OD1	2.06	0.56
1:B:42:ARG:NH2	1:B:339:THR:H	2.03	0.56
1:B:343:ILE:HG22	1:B:344:GLY:O	2.05	0.56
1:B:358:VAL:HG21	1:B:438:THR:HG22	1.87	0.56
1:B:376:VAL:CB	1:B:386:PHE:O	2.48	0.56
1:B:412:ALA:C	1:B:415:LYS:HB3	2.24	0.56
1:B:415:LYS:HZ2	1:B:415:LYS:C	2.07	0.56
1:B:471:LEU:HD13	1:B:479:LEU:HB3	1.87	0.56
1:B:533:ASN:CA	1:B:535:ILE:HD12	2.35	0.56
1:B:540:ILE:HG12	1:B:551:TYR:HB2	1.87	0.56

*Continued on next page...*



*Continued from previous page...*

Atom-1	Atom-2	Interatomic distance (Å)	Clash overlap (Å)
1:B:586:GLU:O	1:B:622:ARG:HG2	2.05	0.56
1:B:598:ARG:NH2	1:B:708:ILE:HA	2.19	0.56
1:B:630:HIS:CD2	1:B:634:GLN:NE2	2.73	0.56
1:B:661:LEU:HD23	1:B:662:ALA:CA	2.35	0.56
1:B:685:GLY:O	1:B:688:ALA:HB3	2.05	0.56
1:B:697:ARG:O	1:B:700:ASP:HB3	2.06	0.56
1:B:719:ASN:O	1:B:720:ARG:C	2.43	0.56
1:A:55:GLU:HA	1:A:170:TYR:O	2.05	0.56
1:A:61:ILE:HG12	1:A:62:ASP:N	2.19	0.56
1:A:133:GLU:O	1:A:134:GLN:C	2.40	0.56
1:A:180:TYR:CG	1:A:331:PHE:CB	2.84	0.56
1:A:187:VAL:CA	1:A:190:VAL:HG23	2.35	0.56
1:A:329:SER:C	1:A:331:PHE:N	2.57	0.56
1:A:334:ARG:CD	1:A:335:PRO:HD2	2.34	0.56
1:A:442:PRO:HD2	1:A:443:SER:N	2.19	0.56
1:A:540:ILE:HG22	1:A:542:THR:OG1	2.06	0.56
1:A:666:ARG:O	1:A:669:GLN:HG2	2.04	0.56
1:B:71:PHE:CE2	1:B:330:PRO:CD	2.88	0.56
1:B:102:ILE:CG2	1:B:135:LEU:HD21	2.34	0.56
1:B:216:ALA:CA	1:B:217:LYS:CB	2.84	0.56
1:B:288:LEU:HD22	1:B:495:VAL:HG21	1.86	0.56
1:B:450:ALA:HB2	1:B:627:THR:HG21	1.86	0.56
1:B:670:ASN:HD22	1:B:749:VAL:HG12	1.65	0.56
1:A:22:ILE:CG2	1:A:23:GLY:H	2.07	0.56
1:A:92:TYR:HE1	1:A:150:THR:HG21	1.69	0.56
1:A:159:SER:HA	1:A:164:ILE:CA	2.35	0.56
1:A:221:ALA:HB2	1:A:225:ILE:HG13	1.87	0.56
1:A:361:TYR:N	1:A:361:TYR:CD1	2.73	0.56
1:A:553:LYS:CE	1:A:554:PRO:HD2	2.35	0.56
1:A:675:LEU:O	1:A:678:ILE:HB	2.06	0.56
1:B:128:PRO:CA	1:B:131:ILE:CB	2.75	0.56
1:B:362:GLU:HB2	1:B:410:VAL:HB	1.87	0.56
1:B:415:LYS:HD3	1:B:416:ASN:N	2.20	0.56
1:B:437:MET:SD	1:B:550:ALA:CB	2.94	0.56
1:B:503:VAL:HA	1:B:517:TYR:O	2.05	0.56
1:B:580:TRP:CD2	1:B:581:HIS:CA	2.89	0.56
1:B:681:ILE:O	1:B:684:THR:CB	2.51	0.56
1:B:735:MET:CE	1:B:737:LEU:HD11	2.35	0.56
1:A:31:VAL:HG22	1:A:32:GLY:N	2.21	0.56
1:A:50:SER:HA	1:A:564:LYS:HZ3	1.70	0.56
1:A:59:GLY:HA2	1:A:152:ASP:HA	1.87	0.56

*Continued on next page...*

*Continued from previous page...*

Atom-1	Atom-2	Interatomic distance (Å)	Clash overlap (Å)
1:A:61:ILE:CG1	1:A:66:TYR:CE2	2.85	0.56
1:A:360:VAL:H	1:A:438:THR:HG23	1.69	0.56
1:A:651:ARG:HG2	1:A:660:LYS:CB	2.36	0.56
1:A:694:ALA:H	1:A:726:TRP:HZ3	1.53	0.56
1:A:694:ALA:N	1:A:726:TRP:CZ3	2.73	0.56
1:B:12:SER:C	1:B:463:ARG:HA	2.26	0.56
1:B:119:LYS:HZ3	1:B:217:LYS:CB	2.17	0.56
1:B:176:ARG:NH2	1:B:446:GLU:O	2.38	0.56
1:B:192:ALA:C	1:B:328:VAL:HG21	2.26	0.56
1:B:288:LEU:CD2	1:B:495:VAL:HG11	2.35	0.56
1:B:313:LEU:CA	1:B:316:THR:HB	2.31	0.56
1:B:382:SER:OG	1:B:383:ASN:N	2.37	0.56
1:B:449:TYR:CE2	1:B:630:HIS:CB	2.63	0.56
1:B:506:HIS:O	1:B:515:SER:O	2.23	0.56
1:B:533:ASN:ND2	1:B:551:TYR:CE2	2.73	0.56
1:A:41:THR:O	1:A:336:ILE:HD11	2.06	0.56
1:A:51:GLU:O	1:A:174:VAL:HG11	2.05	0.56
1:A:540:ILE:HG22	1:A:541:ARG:CZ	2.35	0.56
1:A:581:HIS:CE1	1:A:584:SER:CA	2.89	0.56
1:A:674:LEU:C	1:A:677:LYS:HE2	2.26	0.56
1:A:716:VAL:HG21	1:B:378:LEU:CD1	2.35	0.56
1:B:75:GLN:CD	1:B:177:THR:HB	2.25	0.56
1:B:127:PRO:C	1:B:130:ALA:HB3	2.25	0.56
1:B:350:ASP:HB3	1:B:430:VAL:HG23	1.87	0.56
1:B:350:ASP:CG	1:B:430:VAL:H	2.08	0.56
1:B:386:PHE:N	1:B:386:PHE:CD1	2.72	0.56
1:B:520:TRP:O	1:B:541:ARG:N	2.39	0.56
1:B:633:ILE:HG21	1:B:738:LEU:HD21	0.59	0.56
1:A:332:LYS:CD	1:A:339:THR:HG21	2.36	0.56
1:A:520:TRP:O	1:A:542:THR:HB	2.06	0.56
1:A:649:ALA:O	1:A:652:ARG:HB2	2.06	0.56
1:A:676:ARG:O	1:A:679:GLU:N	2.38	0.56
1:A:688:ALA:O	1:A:691:VAL:N	2.39	0.56
1:B:24:GLU:HA	1:B:506:HIS:HE2	1.71	0.56
1:B:180:TYR:CZ	1:B:489:ALA:HA	2.40	0.56
1:B:196:ARG:HB2	1:B:328:VAL:CG1	2.35	0.56
1:B:284:LEU:CD1	1:B:290:LEU:HD22	2.35	0.56
1:B:323:GLU:HA	1:B:326:SER:OG	2.06	0.56
1:B:354:GLN:CG	1:B:528:ILE:CG2	2.69	0.56
1:B:358:VAL:CG1	1:B:437:MET:SD	2.93	0.56
1:B:530:VAL:HB	1:B:551:TYR:OH	2.04	0.56

*Continued on next page...*

*Continued from previous page...*

Atom-1	Atom-2	Interatomic distance (Å)	Clash overlap (Å)
1:A:49:THR:OG1	1:A:563:ALA:HA	2.06	0.56
1:A:82:VAL:O	1:A:83:ASP:C	2.44	0.56
1:A:218:GLY:CA	1:A:219:ALA:CB	2.84	0.56
1:A:244:PHE:HE2	1:A:317:ILE:CD1	2.18	0.56
1:A:361:TYR:O	1:A:362:GLU:HB2	2.06	0.56
1:A:449:TYR:N	1:A:455:PRO:HD3	2.20	0.56
1:A:640:PHE:N	1:A:640:PHE:CD1	2.71	0.56
1:A:715:HIS:CB	1:A:716:VAL:HG13	2.34	0.56
1:B:310:ASP:O	1:B:315:SER:HB2	2.05	0.56
1:B:343:ILE:CD1	1:B:493:TYR:CE1	2.85	0.56
1:B:370:ILE:CG2	1:B:625:LYS:HB2	2.35	0.56
1:B:493:TYR:CD1	1:B:497:HIS:NE2	2.74	0.56
1:B:597:ILE:HG21	1:B:714:LEU:H	1.69	0.56
1:B:614:LEU:CD1	1:B:615:GLY:CA	2.84	0.56
1:A:207:SER:CB	1:A:228:HIS:CE1	2.81	0.56
1:A:313:LEU:HB3	1:A:315:SER:C	2.10	0.56
1:A:342:TYR:HD1	1:A:362:GLU:CD	2.08	0.56
1:A:436:GLU:C	1:A:438:THR:N	2.56	0.56
1:A:541:ARG:HD3	1:A:543:PRO:CD	2.35	0.56
1:A:691:VAL:O	1:A:694:ALA:HB3	2.06	0.56
1:A:735:MET:SD	1:A:736:GLY:CA	2.94	0.56
1:B:288:LEU:HG	1:B:292:ILE:HD11	1.87	0.56
1:A:56:VAL:CG1	1:A:66:TYR:CE1	2.86	0.55
1:A:160:PRO:HB2	1:A:208:LYS:CD	2.36	0.55
1:A:259:ARG:HD2	1:A:266:PRO:CA	2.35	0.55
1:A:663:ILE:HD12	1:A:664:ASP:CA	2.36	0.55
1:B:3:ASN:O	1:B:4:LEU:HG	2.05	0.55
1:B:186:LEU:CD1	1:B:186:LEU:H	2.19	0.55
1:B:350:ASP:OD1	1:B:428:GLY:C	2.45	0.55
1:B:362:GLU:CD	1:B:635:MET:CE	2.72	0.55
1:B:400:THR:CG2	1:B:686:ILE:CG1	2.84	0.55
1:B:448:ASP:HB3	1:B:453:ARG:CG	2.36	0.55
1:B:479:LEU:CD1	1:B:483:MET:SD	2.94	0.55
1:B:696:SER:HA	1:B:699:VAL:CB	2.36	0.55
1:A:31:VAL:CG1	1:A:32:GLY:N	2.51	0.55
1:A:44:PHE:HB2	1:A:333:LEU:CD2	2.35	0.55
1:A:158:LEU:HD23	1:A:225:ILE:CG2	2.36	0.55
1:A:187:VAL:HG11	1:A:247:ASN:CB	2.35	0.55
1:A:333:LEU:HD22	1:A:334:ARG:H	1.72	0.55
1:A:337:ASN:CA	1:A:340:THR:HG23	2.21	0.55
1:A:352:MET:SD	1:A:429:THR:CA	2.94	0.55

*Continued on next page...*

*Continued from previous page...*

Atom-1	Atom-2	Interatomic distance (Å)	Clash overlap (Å)
1:A:441:PHE:N	1:A:441:PHE:CD1	2.73	0.55
1:A:462:LEU:HD21	1:A:483:MET:HE3	1.88	0.55
1:A:520:TRP:N	1:A:542:THR:H	2.01	0.55
1:A:527:ARG:CZ	1:A:528:ILE:N	2.67	0.55
1:A:620:ARG:HH12	1:A:621:VAL:HA	1.71	0.55
1:B:14:ARG:CG	1:B:465:GLY:CA	2.84	0.55
1:B:40:PHE:CZ	1:B:495:VAL:CG1	2.86	0.55
1:B:111:THR:N	1:B:113:SER:H	2.04	0.55
1:B:260:LEU:HD21	1:B:285:ARG:CB	2.36	0.55
1:B:294:TYR:HE2	1:B:516:LEU:CD2	2.15	0.55
1:B:334:ARG:HG2	1:B:334:ARG:NH1	2.20	0.55
1:B:539:SER:O	1:B:541:ARG:N	2.40	0.55
1:B:552:ASN:OD1	1:B:552:ASN:N	2.31	0.55
1:B:568:LEU:HD12	1:B:572:THR:CB	2.30	0.55
1:B:602:TYR:CE2	1:B:714:LEU:HD11	2.40	0.55
1:B:633:ILE:CB	1:B:738:LEU:HD21	2.30	0.55
1:A:20:PHE:CD1	1:A:299:LYS:NZ	2.71	0.55
1:A:43:THR:C	1:A:44:PHE:HD1	2.09	0.55
1:A:44:PHE:HB2	1:A:334:ARG:N	2.22	0.55
1:A:461:ALA:O	1:A:462:LEU:C	2.43	0.55
1:A:530:VAL:CG2	1:A:551:TYR:CE2	2.89	0.55
1:A:740:ARG:N	1:A:742:GLU:CD	2.51	0.55
1:B:30:SER:CB	1:B:543:PRO:HG3	2.37	0.55
1:B:32:GLY:O	1:B:33:ALA:HB3	2.06	0.55
1:B:102:ILE:CG2	1:B:138:LEU:CD1	2.84	0.55
1:B:119:LYS:NZ	1:B:217:LYS:CB	2.69	0.55
1:B:171:VAL:CG2	1:B:578:TRP:HE3	2.20	0.55
1:B:291:PHE:HE2	1:B:503:VAL:HG21	1.71	0.55
1:B:303:ARG:HD2	1:B:305:GLU:OE2	2.07	0.55
1:B:408:PHE:O	1:B:410:VAL:N	2.40	0.55
1:B:509:VAL:CG2	1:B:511:ALA:HB2	2.36	0.55
1:B:520:TRP:O	1:B:541:ARG:CA	2.55	0.55
1:B:587:PHE:HA	1:B:622:ARG:CD	2.19	0.55
1:A:142:GLU:OE2	1:A:143:HIS:NE2	2.39	0.55
1:A:350:ASP:O	1:A:351:HIS:HB2	2.06	0.55
1:A:448:ASP:HA	1:A:451:LEU:HB2	1.88	0.55
1:A:745:ALA:O	1:A:746:LEU:C	2.43	0.55
1:B:43:THR:CG2	1:B:287:ASN:CB	2.85	0.55
1:B:288:LEU:HG	1:B:292:ILE:CD1	2.36	0.55
1:B:575:ILE:HG22	1:B:576:HIS:CB	2.35	0.55
1:A:86:VAL:HG21	1:A:191:ARG:CB	2.36	0.55

*Continued on next page...*

*Continued from previous page...*

Atom-1	Atom-2	Interatomic distance (Å)	Clash overlap (Å)
1:A:92:TYR:O	1:A:95:SER:OG	2.17	0.55
1:A:345:GLN:C	1:A:360:VAL:HA	2.26	0.55
1:A:383:ASN:O	1:A:384:GLN:C	2.43	0.55
1:A:383:ASN:O	1:A:384:GLN:O	2.25	0.55
1:A:421:TYR:O	1:A:424:VAL:N	2.39	0.55
1:A:548:ALA:HA	1:A:551:TYR:CB	2.30	0.55
1:A:666:ARG:HA	1:A:669:GLN:CD	2.25	0.55
1:A:737:LEU:O	1:A:738:LEU:HG	2.06	0.55
1:B:37:PRO:CG	1:B:261:TRP:CH2	2.84	0.55
1:B:205:VAL:HG21	1:B:232:ALA:HB2	1.87	0.55
1:B:220:LEU:O	1:B:221:ALA:C	2.44	0.55
1:B:381:ASN:N	1:B:381:ASN:OD1	2.39	0.55
1:B:448:ASP:HB3	1:B:453:ARG:HG2	1.88	0.55
1:B:668:MET:CG	1:B:671:ALA:HB3	2.36	0.55
1:B:673:THR:CA	1:B:677:LYS:HZ1	2.20	0.55
1:B:724:ARG:CZ	1:B:724:ARG:CA	2.85	0.55
1:A:74:ALA:HB2	1:A:85:LEU:HD11	1.88	0.55
1:A:333:LEU:HD22	1:A:334:ARG:N	2.22	0.55
1:A:748:LYS:CE	1:A:748:LYS:CA	2.85	0.55
1:B:86:VAL:HB	1:B:191:ARG:HD3	1.88	0.55
1:B:86:VAL:CB	1:B:191:ARG:CG	2.85	0.55
1:B:343:ILE:CD1	1:B:497:HIS:CE1	2.89	0.55
1:B:349:ILE:HD11	1:B:351:HIS:CA	2.35	0.55
1:B:393:ILE:HA	1:B:612:LEU:HD11	1.87	0.55
1:B:705:ARG:CB	1:B:707:LEU:HD13	2.32	0.55
1:B:707:LEU:O	1:B:710:ASP:OD1	2.24	0.55
1:B:733:GLN:NE2	1:B:739:SER:O	2.40	0.55
1:A:176:ARG:HE	1:A:447:ARG:HD3	1.72	0.55
1:A:268:GLU:C	1:A:269:LEU:O	2.39	0.55
1:A:303:ARG:HE	1:A:304:ALA:H	1.54	0.55
1:A:349:ILE:HD11	1:A:356:SER:CB	2.37	0.55
1:A:459:ILE:CG1	1:A:486:TYR:HE2	2.16	0.55
1:A:498:ASN:HD21	1:A:522:VAL:HA	1.69	0.55
1:A:528:ILE:HG22	1:A:530:VAL:HG12	1.87	0.55
1:A:532:TYR:CE2	1:A:533:ASN:CB	2.86	0.55
1:A:595:VAL:HG21	1:A:698:ILE:HD12	1.87	0.55
1:B:92:TYR:CD2	1:B:146:PHE:CB	2.89	0.55
1:B:102:ILE:HA	1:B:105:LYS:HB2	1.88	0.55
1:B:144:GLU:O	1:B:147:HIS:CB	2.53	0.55
1:B:216:ALA:CA	1:B:217:LYS:CG	2.84	0.55
1:B:260:LEU:CD2	1:B:276:ARG:HH12	2.12	0.55

*Continued on next page...*

*Continued from previous page...*

Atom-1	Atom-2	Interatomic distance (Å)	Clash overlap (Å)
1:B:322:ILE:O	1:B:325:MET:HG2	2.06	0.55
1:B:359:VAL:HG13	1:B:418:THR:HG21	1.88	0.55
1:B:479:LEU:CG	1:B:483:MET:SD	2.94	0.55
1:B:593:TYR:CE2	1:B:726:TRP:CD1	2.92	0.55
1:B:607:LYS:N	1:B:609:PHE:CB	2.69	0.55
1:B:668:MET:HG2	1:B:671:ALA:CB	2.37	0.55
1:A:50:SER:HA	1:A:564:LYS:HZ1	1.70	0.55
1:A:104:ARG:CB	1:A:104:ARG:CZ	2.85	0.55
1:A:170:TYR:CZ	1:A:576:HIS:CE1	2.78	0.55
1:A:447:ARG:HB3	1:A:448:ASP:OD1	2.07	0.55
1:A:475:ALA:O	1:A:476:SER:C	2.44	0.55
1:A:623:ILE:HD12	1:A:624:LEU:N	2.19	0.55
1:A:729:LEU:O	1:A:732:LEU:C	2.44	0.55
1:B:9:LEU:HD22	1:B:16:LEU:HB3	1.86	0.55
1:B:117:ALA:HB1	1:B:222:PRO:CG	2.35	0.55
1:B:164:ILE:HG23	1:B:165:LEU:CD1	2.35	0.55
1:B:358:VAL:CG2	1:B:438:THR:CG2	2.85	0.55
1:B:491:MET:HE2	1:B:494:ALA:CB	2.37	0.55
1:B:533:ASN:CB	1:B:535:ILE:CD1	2.85	0.55
1:B:623:ILE:O	1:B:625:LYS:CG	2.55	0.55
1:B:719:ASN:CG	1:B:720:ARG:NE	2.60	0.55
1:A:38:LEU:CD2	1:A:39:GLN:N	2.66	0.55
1:A:283:GLN:O	1:A:283:GLN:HG3	2.07	0.55
1:A:359:VAL:CG2	1:A:639:TRP:CH2	2.90	0.55
1:A:480:LYS:HD2	1:A:480:LYS:C	2.27	0.55
1:A:523:ARG:HD3	1:A:538:GLY:O	1.88	0.55
1:A:571:HIS:O	1:A:572:THR:O	2.25	0.55
1:A:640:PHE:HD1	1:A:640:PHE:H	1.55	0.55
1:A:715:HIS:HD2	1:B:388:ASP:OD2	1.84	0.55
1:B:35:GLN:CB	1:B:502:VAL:CG2	2.85	0.55
1:B:73:TYR:HA	1:B:76:ALA:CB	2.35	0.55
1:B:89:PHE:CE1	1:B:146:PHE:CD2	2.94	0.55
1:B:103:TRP:CD1	1:B:227:GLN:O	2.59	0.55
1:B:127:PRO:HA	1:B:130:ALA:CB	2.31	0.55
1:B:259:ARG:CB	1:B:269:LEU:HD13	2.37	0.55
1:B:306:VAL:O	1:B:307:ILE:C	2.45	0.55
1:B:586:GLU:O	1:B:622:ARG:CG	2.54	0.55
1:B:590:GLU:HA	1:B:608:GLU:HB3	0.69	0.55
1:A:2:PHE:CZ	1:A:459:ILE:CG2	2.81	0.55
1:A:6:VAL:HG11	1:A:531:GLY:N	2.17	0.55
1:A:44:PHE:CE1	1:A:290:LEU:CD2	2.84	0.55

*Continued on next page...*

*Continued from previous page...*

Atom-1	Atom-2	Interatomic distance (Å)	Clash overlap (Å)
1:A:45:SER:OG	1:A:332:LYS:HA	2.05	0.55
1:A:276:ARG:HB3	1:A:281:ILE:CG1	2.32	0.55
1:A:505:GLU:HA	1:A:515:SER:O	2.07	0.55
1:A:541:ARG:HE	1:A:541:ARG:N	2.05	0.55
1:A:595:VAL:HG21	1:A:698:ILE:CG1	2.37	0.55
1:A:732:LEU:CB	1:A:738:LEU:HD21	2.36	0.55
1:A:748:LYS:HD3	1:A:748:LYS:C	2.26	0.55
1:B:47:SER:CB	1:B:332:LYS:CE	2.85	0.55
1:B:87:ASN:HA	1:B:90:THR:OG1	2.07	0.55
1:B:93:HIS:CA	1:B:237:PHE:CD1	2.87	0.55
1:B:97:ALA:CB	1:B:234:THR:CG2	2.85	0.55
1:B:125:LYS:NZ	1:B:163:PHE:HE1	2.03	0.55
1:B:216:ALA:HA	1:B:217:LYS:CB	2.37	0.55
1:B:259:ARG:CA	1:B:269:LEU:CD1	2.85	0.55
1:B:260:LEU:HD22	1:B:276:ARG:NH1	2.15	0.55
1:B:272:SER:HG	1:B:275:LEU:H	1.44	0.55
1:B:289:ALA:CB	1:B:492:HIS:NE2	2.69	0.55
1:B:373:PHE:N	1:B:622:ARG:O	2.40	0.55
1:B:451:LEU:HB3	1:B:453:ARG:NE	2.22	0.55
1:B:482:SER:HA	1:B:485:ASN:HD21	1.72	0.55
1:A:40:PHE:CB	1:A:288:LEU:HB3	2.34	0.54
1:A:104:ARG:HB3	1:A:104:ARG:CZ	2.38	0.54
1:A:164:ILE:C	1:A:165:LEU:HD22	2.27	0.54
1:A:278:THR:CG2	1:A:281:ILE:CG1	2.85	0.54
1:A:287:ASN:HD22	1:A:290:LEU:CG	2.20	0.54
1:A:363:ASP:O	1:A:364:TRP:CD1	2.59	0.54
1:A:521:ASN:CG	1:A:541:ARG:HA	2.26	0.54
1:A:654:SER:C	1:A:656:ASP:HB2	2.27	0.54
1:B:211:GLN:HE22	1:B:214:PHE:HZ	1.54	0.54
1:B:288:LEU:HD23	1:B:492:HIS:CD2	2.42	0.54
1:B:361:TYR:CD2	1:B:414:VAL:CG1	2.85	0.54
1:B:448:ASP:CB	1:B:453:ARG:HG3	2.38	0.54
1:B:520:TRP:CZ3	1:B:548:ALA:CB	2.90	0.54
1:A:20:PHE:O	1:A:20:PHE:HD1	1.91	0.54
1:A:56:VAL:CG2	1:A:66:TYR:CE1	2.88	0.54
1:A:127:PRO:CA	1:A:166:PRO:HB2	2.13	0.54
1:A:131:ILE:O	1:A:133:GLU:N	2.40	0.54
1:A:213:THR:HG22	1:A:220:LEU:HD23	1.88	0.54
1:A:288:LEU:O	1:A:291:PHE:CA	2.55	0.54
1:A:352:MET:HB3	1:A:429:THR:HG1	1.68	0.54
1:A:362:GLU:OE2	1:A:559:GLU:HB3	2.06	0.54

*Continued on next page...*



*Continued from previous page...*

Atom-1	Atom-2	Interatomic distance (Å)	Clash overlap (Å)
1:A:435:ALA:CB	1:A:437:MET:CE	2.86	0.54
1:A:498:ASN:CB	1:A:522:VAL:HG12	2.36	0.54
1:A:606:VAL:C	1:A:607:LYS:HZ3	2.11	0.54
1:A:669:GLN:HG2	1:A:670:ASN:H	1.72	0.54
1:A:671:ALA:O	1:A:674:LEU:HD12	2.07	0.54
1:B:216:ALA:N	1:B:220:LEU:HD12	2.22	0.54
1:B:244:PHE:CZ	1:B:318:ILE:CA	2.65	0.54
1:B:401:LEU:CB	1:B:404:ILE:HD12	2.37	0.54
1:B:522:VAL:O	1:B:540:ILE:HG13	2.08	0.54
1:B:522:VAL:CA	1:B:539:SER:HB3	2.37	0.54
1:B:543:PRO:HG2	1:B:544:GLU:H	1.72	0.54
1:B:694:ALA:CA	1:B:697:ARG:NH2	2.70	0.54
1:B:704:GLY:N	1:B:708:ILE:CD1	2.70	0.54
1:A:52:LEU:CB	1:A:174:VAL:CG1	2.85	0.54
1:A:213:THR:C	1:A:215:LYS:HB3	2.27	0.54
1:A:287:ASN:ND2	1:A:290:LEU:CD1	2.70	0.54
1:A:316:THR:O	1:A:320:TRP:HB3	2.08	0.54
1:A:361:TYR:CE2	1:A:410:VAL:HG11	2.41	0.54
1:A:505:GLU:HA	1:A:516:LEU:HA	1.90	0.54
1:A:589:TYR:HE2	1:A:591:ASP:CG	2.09	0.54
1:A:660:LYS:HG2	1:A:661:LEU:HD22	1.88	0.54
1:A:714:LEU:O	1:A:715:HIS:C	2.41	0.54
1:B:14:ARG:HG2	1:B:14:ARG:NH1	2.19	0.54
1:B:69:LEU:CD1	1:B:172:TYR:CD1	2.91	0.54
1:B:114:SER:OG	1:B:222:PRO:HB2	2.08	0.54
1:B:119:LYS:NZ	1:B:218:GLY:N	2.55	0.54
1:B:158:LEU:CA	1:B:159:SER:C	2.74	0.54
1:B:361:TYR:CB	1:B:414:VAL:CG1	2.86	0.54
1:B:505:GLU:HA	1:B:506:HIS:O	2.07	0.54
1:B:594:SER:HB3	1:B:603:THR:CA	2.37	0.54
1:B:666:ARG:CG	1:B:669:GLN:HE21	2.20	0.54
1:A:181:PRO:HB2	1:A:484:PHE:CD2	2.42	0.54
1:A:224:LEU:O	1:A:228:HIS:HB2	2.06	0.54
1:A:312:GLU:O	1:A:312:GLU:HG3	2.07	0.54
1:A:332:LYS:HE3	1:A:339:THR:CB	2.36	0.54
1:A:342:TYR:HD1	1:A:362:GLU:OE1	1.90	0.54
1:A:359:VAL:HG13	1:A:438:THR:O	2.06	0.54
1:A:365:GLN:HG2	1:A:367:ALA:CB	2.38	0.54
1:A:374:THR:CG2	1:A:620:ARG:CZ	2.86	0.54
1:A:387:LEU:CD1	1:A:577:ILE:CG2	2.84	0.54
1:A:593:TYR:HB3	1:A:726:TRP:CD1	2.42	0.54

*Continued on next page...*

*Continued from previous page...*

Atom-1	Atom-2	Interatomic distance (Å)	Clash overlap (Å)
1:A:735:MET:HE1	1:A:737:LEU:HB2	1.82	0.54
1:B:6:VAL:CG2	1:B:530:VAL:CA	2.85	0.54
1:B:444:VAL:CG1	1:B:486:TYR:CD1	2.86	0.54
1:B:535:ILE:CG1	1:B:540:ILE:CA	2.85	0.54
1:B:654:SER:CB	1:B:659:GLU:CG	2.59	0.54
1:B:670:ASN:ND2	1:B:749:VAL:CB	2.65	0.54
1:B:676:ARG:HH11	1:B:676:ARG:HG2	1.73	0.54
1:B:712:SER:OG	1:B:715:HIS:ND1	2.30	0.54
1:A:46:ALA:H	1:A:334:ARG:NH2	2.05	0.54
1:A:143:HIS:CB	1:A:145:LEU:HD11	2.24	0.54
1:A:275:LEU:O	1:A:278:THR:HG22	2.08	0.54
1:A:337:ASN:HA	1:A:340:THR:HG21	1.87	0.54
1:A:361:TYR:CE2	1:A:410:VAL:HG21	2.42	0.54
1:A:605:GLU:HG2	1:A:607:LYS:HZ1	1.72	0.54
1:A:643:ASP:O	1:A:646:THR:N	2.41	0.54
1:B:46:ALA:HB2	1:B:178:ALA:O	2.08	0.54
1:B:94:GLN:CB	1:B:237:PHE:CE2	2.85	0.54
1:B:144:GLU:O	1:B:147:HIS:CA	2.56	0.54
1:B:213:THR:O	1:B:220:LEU:CD2	2.55	0.54
1:B:216:ALA:HB1	1:B:217:LYS:CB	2.37	0.54
1:B:318:ILE:N	1:B:319:PRO:HD2	2.22	0.54
1:B:350:ASP:OD1	1:B:429:THR:N	2.40	0.54
1:B:377:LYS:HB3	1:B:385:ARG:NE	2.10	0.54
1:B:623:ILE:HG23	1:B:625:LYS:CB	2.37	0.54
1:B:712:SER:HG	1:B:715:HIS:N	2.06	0.54
1:B:753:SER:O	1:B:755:ALA:HB2	2.07	0.54
1:A:6:VAL:CG1	1:A:531:GLY:CA	2.85	0.54
1:A:101:GLU:HA	1:A:104:ARG:HD2	1.49	0.54
1:A:101:GLU:OE1	1:A:101:GLU:N	2.40	0.54
1:A:119:LYS:HA	1:A:219:ALA:CA	2.18	0.54
1:A:535:ILE:CG1	1:A:540:ILE:CD1	2.85	0.54
1:A:708:ILE:HB	1:A:711:SER:OG	2.07	0.54
1:B:22:ILE:CG2	1:B:517:TYR:CD1	2.90	0.54
1:B:43:THR:CG2	1:B:289:ALA:HB3	2.27	0.54
1:B:125:LYS:HB3	1:B:165:LEU:O	2.07	0.54
1:B:324:ALA:CB	1:B:333:LEU:CD2	2.85	0.54
1:B:354:GLN:HB3	1:B:528:ILE:CG2	2.24	0.54
1:B:385:ARG:O	1:B:386:PHE:CD1	2.61	0.54
1:B:568:LEU:CD1	1:B:572:THR:CB	2.81	0.54
1:A:152:ASP:O	1:A:156:HIS:N	2.39	0.54
1:A:212:ALA:CB	1:A:221:ALA:CA	2.86	0.54

*Continued on next page...*

*Continued from previous page...*

Atom-1	Atom-2	Interatomic distance (Å)	Clash overlap (Å)
1:A:234:THR:CG2	1:A:237:PHE:CB	2.86	0.54
1:A:294:TYR:HD1	1:A:294:TYR:C	2.11	0.54
1:A:349:ILE:HD11	1:A:356:SER:HB2	1.88	0.54
1:B:30:SER:HB2	1:B:517:TYR:CE2	2.42	0.54
1:B:31:VAL:HG13	1:B:32:GLY:N	2.21	0.54
1:B:43:THR:HG23	1:B:287:ASN:CG	2.27	0.54
1:B:79:ALA:HB3	1:B:84:GLU:OE1	2.08	0.54
1:B:243:ASN:HD22	1:B:244:PHE:CB	2.13	0.54
1:B:261:TRP:HB3	1:B:291:PHE:HE2	1.71	0.54
1:A:40:PHE:HB2	1:A:288:LEU:C	1.96	0.54
1:A:303:ARG:CD	1:A:304:ALA:H	2.20	0.54
1:A:408:PHE:CD2	1:A:636:TRP:HE1	1.51	0.54
1:A:542:THR:HG23	1:A:545:PRO:HA	1.90	0.54
1:A:553:LYS:HE3	1:A:554:PRO:HD2	1.90	0.54
1:A:568:LEU:CD1	1:A:569:ALA:H	2.21	0.54
1:A:718:ILE:O	1:A:721:HIS:C	2.44	0.54
1:A:729:LEU:O	1:A:732:LEU:N	2.41	0.54
1:B:58:LYS:H	1:B:58:LYS:HD3	1.73	0.54
1:B:101:GLU:HA	1:B:104:ARG:HB2	1.90	0.54
1:B:105:LYS:HZ2	1:B:108:ALA:HB2	1.71	0.54
1:B:105:LYS:NZ	1:B:108:ALA:HB2	2.23	0.54
1:B:291:PHE:HD1	1:B:291:PHE:O	1.90	0.54
1:B:575:ILE:CB	1:B:576:HIS:CB	2.85	0.54
1:B:754:ASN:O	1:B:755:ALA:HB3	2.08	0.54
1:A:37:PRO:HB2	1:A:501:VAL:CG2	2.36	0.54
1:A:82:VAL:N	1:A:85:LEU:HD23	2.18	0.54
1:A:89:PHE:HD2	1:A:146:PHE:CD2	2.24	0.54
1:A:173:ARG:HG2	1:A:579:PRO:HB3	1.88	0.54
1:A:221:ALA:C	1:A:224:LEU:H	2.11	0.54
1:A:244:PHE:HE2	1:A:317:ILE:HD13	1.73	0.54
1:A:278:THR:CG2	1:A:281:ILE:HG23	2.37	0.54
1:A:344:GLY:C	1:A:361:TYR:H	2.11	0.54
1:A:373:PHE:HE1	1:A:622:ARG:HB2	1.72	0.54
1:A:467:VAL:HG13	1:A:469:GLU:OE2	2.07	0.54
1:A:528:ILE:CG2	1:A:530:VAL:CG1	2.85	0.54
1:A:542:THR:O	1:A:544:GLU:N	2.41	0.54
1:A:566:LEU:HD12	1:A:567:ASP:CA	2.37	0.54
1:A:688:ALA:C	1:A:691:VAL:HG23	2.27	0.54
1:B:96:THR:CG2	1:B:234:THR:HG22	2.36	0.54
1:B:102:ILE:CB	1:B:135:LEU:HD21	2.36	0.54
1:B:119:LYS:NZ	1:B:218:GLY:H	2.05	0.54

*Continued on next page...*

*Continued from previous page...*

Atom-1	Atom-2	Interatomic distance (Å)	Clash overlap (Å)
1:B:165:LEU:CB	1:B:166:PRO:HA	2.38	0.54
1:B:183:PHE:CE2	1:B:301:ARG:NH1	2.75	0.54
1:B:356:SER:C	1:B:436:GLU:H	2.10	0.54
1:B:493:TYR:CE1	1:B:497:HIS:NE2	2.74	0.54
1:B:540:ILE:O	1:B:541:ARG:C	2.46	0.54
1:B:578:TRP:CD1	1:B:579:PRO:N	2.76	0.54
1:B:597:ILE:HD12	1:B:713:ASP:C	2.27	0.54
1:B:597:ILE:HG13	1:B:713:ASP:O	2.08	0.54
1:B:678:ILE:HD12	1:B:679:GLU:CA	2.37	0.54
1:B:695:GLN:HA	1:B:695:GLN:OE1	2.08	0.54
1:A:15:GLY:HA2	1:A:20:PHE:CD2	2.36	0.54
1:A:34:LEU:HD11	1:A:35:GLN:HG3	1.89	0.54
1:A:82:VAL:CA	1:A:85:LEU:CG	2.51	0.54
1:A:128:PRO:CG	1:A:129:THR:CB	2.85	0.54
1:A:133:GLU:OE1	1:A:133:GLU:HA	2.08	0.54
1:A:365:GLN:N	1:A:562:GLN:CB	2.71	0.54
1:A:396:ARG:HH11	1:A:396:ARG:HG3	1.73	0.54
1:A:532:TYR:CD2	1:A:533:ASN:N	2.76	0.54
1:A:673:THR:O	1:A:677:LYS:HG3	2.08	0.54
1:B:158:LEU:HB3	1:B:206:ASP:OD1	2.08	0.54
1:B:681:ILE:HG22	1:B:731:VAL:CG2	2.37	0.54
1:B:693:LEU:CG	1:B:697:ARG:HH22	2.20	0.54
1:B:707:LEU:HD21	1:B:708:ILE:HG23	1.90	0.54
1:B:708:ILE:HD12	1:B:709:ASP:CA	2.38	0.54
1:A:193:SER:OG	1:A:323:GLU:HG2	2.08	0.53
1:A:248:ALA:O	1:A:251:SER:N	2.42	0.53
1:A:365:GLN:N	1:A:562:GLN:HB2	2.22	0.53
1:B:114:SER:OG	1:B:222:PRO:HG2	2.07	0.53
1:B:156:HIS:HE2	1:B:210:LEU:CD2	2.09	0.53
1:B:288:LEU:O	1:B:292:ILE:CD1	2.56	0.53
1:B:321:PHE:CD1	1:B:322:ILE:O	2.60	0.53
1:B:456:MET:CG	1:B:457:VAL:N	2.70	0.53
1:B:472:GLU:CD	1:B:473:ALA:H	2.08	0.53
1:B:504:SER:H	1:B:517:TYR:H	1.54	0.53
1:B:568:LEU:HD13	1:B:572:THR:CA	2.38	0.53
1:A:40:PHE:CB	1:A:288:LEU:CB	2.85	0.53
1:A:69:LEU:O	1:A:72:GLN:HB2	2.09	0.53
1:A:272:SER:O	1:A:275:LEU:HB2	2.09	0.53
1:A:337:ASN:O	1:A:340:THR:OG1	2.23	0.53
1:A:435:ALA:HB3	1:A:437:MET:HE2	1.90	0.53
1:A:439:LEU:N	1:A:439:LEU:CD2	2.71	0.53

*Continued on next page...*

*Continued from previous page...*

Atom-1	Atom-2	Interatomic distance (Å)	Clash overlap (Å)
1:A:455:PRO:CA	1:A:458:ALA:CB	2.86	0.53
1:A:491:MET:O	1:A:494:ALA:N	2.42	0.53
1:A:491:MET:C	1:A:495:VAL:HG23	2.29	0.53
1:A:498:ASN:CG	1:A:522:VAL:HB	2.29	0.53
1:A:614:LEU:HD23	1:A:615:GLY:N	2.22	0.53
1:A:663:ILE:HD12	1:A:664:ASP:HA	1.89	0.53
1:A:729:LEU:HD13	1:A:733:GLN:CB	2.37	0.53
1:B:228:HIS:O	1:B:231:ASN:ND2	2.36	0.53
1:B:249:VAL:HG13	1:B:250:VAL:N	2.23	0.53
1:B:324:ALA:HB1	1:B:333:LEU:HD23	1.90	0.53
1:B:366:PHE:HZ	1:B:408:PHE:HB2	1.73	0.53
1:B:368:LYS:CD	1:B:369:GLU:OE2	2.54	0.53
1:B:445:VAL:CG1	1:B:635:MET:SD	2.89	0.53
1:B:476:SER:O	1:B:479:LEU:HD23	2.08	0.53
1:B:587:PHE:CA	1:B:622:ARG:CD	2.84	0.53
1:B:707:LEU:HD22	1:B:707:LEU:C	2.29	0.53
1:A:518:LEU:N	1:A:518:LEU:CD2	2.71	0.53
1:A:568:LEU:HD13	1:A:569:ALA:N	2.24	0.53
1:A:600:LYS:CB	1:A:602:TYR:HE1	2.19	0.53
1:A:643:ASP:O	1:A:644:ASP:C	2.41	0.53
1:A:671:ALA:HA	1:A:674:LEU:CG	2.38	0.53
1:B:22:ILE:HG12	1:B:517:TYR:HB3	1.90	0.53
1:B:44:PHE:CE1	1:B:332:LYS:O	2.62	0.53
1:B:70:PHE:O	1:B:82:VAL:HG13	2.09	0.53
1:B:118:ILE:CG1	1:B:119:LYS:N	2.67	0.53
1:B:126:VAL:H	1:B:128:PRO:HD3	1.70	0.53
1:B:358:VAL:C	1:B:359:VAL:HG23	2.28	0.53
1:B:453:ARG:HH11	1:B:453:ARG:CA	2.22	0.53
1:A:44:PHE:CB	1:A:333:LEU:CD2	2.85	0.53
1:A:56:VAL:HG22	1:A:66:TYR:CD1	2.43	0.53
1:A:265:THR:HG23	1:A:267:LYS:CB	2.38	0.53
1:A:343:ILE:HG13	1:A:344:GLY:N	2.19	0.53
1:A:441:PHE:O	1:A:445:VAL:HG23	2.09	0.53
1:A:544:GLU:HB3	1:A:545:PRO:O	2.09	0.53
1:A:589:TYR:CG	1:A:590:GLU:N	2.75	0.53
1:B:44:PHE:N	1:B:289:ALA:HB3	2.24	0.53
1:B:61:ILE:CD1	1:B:156:HIS:CA	2.85	0.53
1:B:321:PHE:CE1	1:B:325:MET:SD	2.97	0.53
1:B:339:THR:HG21	1:B:496:ALA:CB	2.39	0.53
1:B:350:ASP:HB2	1:B:429:THR:H	1.73	0.53
1:B:368:LYS:HD2	1:B:369:GLU:CD	2.29	0.53

*Continued on next page...*

*Continued from previous page...*

Atom-1	Atom-2	Interatomic distance (Å)	Clash overlap (Å)
1:B:383:ASN:N	1:B:383:ASN:OD1	2.41	0.53
1:B:501:VAL:CG1	1:B:520:TRP:CD1	2.85	0.53
1:B:520:TRP:O	1:B:541:ARG:HD2	2.07	0.53
1:B:535:ILE:HG21	1:B:539:SER:CA	2.38	0.53
1:B:735:MET:CG	1:B:737:LEU:CD1	2.85	0.53
1:A:34:LEU:HG	1:A:35:GLN:CG	2.38	0.53
1:A:143:HIS:CD2	1:A:143:HIS:N	2.77	0.53
1:A:176:ARG:NH1	1:A:446:GLU:CA	2.68	0.53
1:A:213:THR:CG2	1:A:220:LEU:CD2	2.86	0.53
1:A:230:ALA:HA	1:A:233:ALA:CB	2.37	0.53
1:A:410:VAL:CG1	1:A:411:SER:H	2.19	0.53
1:A:457:VAL:O	1:A:460:ALA:HB2	2.08	0.53
1:A:462:LEU:HD21	1:A:483:MET:CE	2.39	0.53
1:A:547:GLU:O	1:A:550:ALA:N	2.41	0.53
1:A:577:ILE:HD12	1:A:579:PRO:HD2	1.91	0.53
1:A:695:GLN:O	1:A:696:SER:C	2.44	0.53
1:B:24:GLU:CA	1:B:506:HIS:NE2	2.70	0.53
1:B:42:ARG:CZ	1:B:337:ASN:N	2.72	0.53
1:B:42:ARG:CD	1:B:337:ASN:N	2.71	0.53
1:B:196:ARG:HH11	1:B:196:ARG:CG	2.18	0.53
1:B:259:ARG:CB	1:B:269:LEU:CD1	2.87	0.53
1:B:309:SER:HG	1:B:315:SER:HB2	1.70	0.53
1:B:321:PHE:CA	1:B:325:MET:CE	2.75	0.53
1:B:343:ILE:HD12	1:B:497:HIS:CE1	2.43	0.53
1:B:396:ARG:HD2	1:B:612:LEU:O	2.07	0.53
1:B:415:LYS:HZ2	1:B:419:ALA:HB2	1.70	0.53
1:B:498:ASN:HD22	1:B:499:PRO:N	2.07	0.53
1:B:516:LEU:HD22	1:B:516:LEU:N	2.23	0.53
1:A:49:THR:O	1:A:50:SER:CB	2.55	0.53
1:A:52:LEU:N	1:A:174:VAL:CG1	2.72	0.53
1:A:63:PRO:HB2	1:A:64:VAL:HG23	1.91	0.53
1:A:85:LEU:CD2	1:A:85:LEU:N	2.71	0.53
1:A:355:PRO:CG	1:A:529:PRO:HG3	2.35	0.53
1:A:498:ASN:O	1:A:499:PRO:C	2.46	0.53
1:A:744:GLU:HA	1:A:747:THR:HG21	1.84	0.53
1:B:14:ARG:CD	1:B:26:LYS:CD	2.86	0.53
1:B:84:GLU:O	1:B:87:ASN:N	2.42	0.53
1:B:176:ARG:HE	1:B:176:ARG:C	2.10	0.53
1:B:312:GLU:OE1	1:B:313:LEU:N	2.42	0.53
1:B:401:LEU:O	1:B:404:ILE:CG1	2.57	0.53
1:B:404:ILE:HD12	1:B:735:MET:HG3	1.73	0.53

*Continued on next page...*

*Continued from previous page...*

Atom-1	Atom-2	Interatomic distance (Å)	Clash overlap (Å)
1:B:472:GLU:HB3	1:B:475:ALA:H	1.73	0.53
1:B:593:TYR:CE1	1:B:722:ARG:NE	2.76	0.53
1:B:593:TYR:HE2	1:B:723:ILE:HB	1.74	0.53
1:B:606:VAL:HG23	1:B:693:LEU:HD21	1.89	0.53
1:B:688:ALA:HA	1:B:691:VAL:HG23	1.91	0.53
1:A:4:LEU:CB	1:A:13:ALA:CB	2.70	0.53
1:A:157:VAL:HG11	1:A:228:HIS:CE1	2.44	0.53
1:A:346:THR:HB	1:A:359:VAL:N	2.23	0.53
1:A:517:TYR:CZ	1:A:520:TRP:CE3	2.94	0.53
1:A:554:PRO:O	1:A:555:ILE:HG12	2.09	0.53
1:A:677:LYS:HA	1:A:680:MET:HG2	1.91	0.53
1:B:125:LYS:CA	1:B:165:LEU:CD2	2.87	0.53
1:B:593:TYR:N	1:B:726:TRP:CZ2	2.77	0.53
1:A:110:ILE:N	1:A:110:ILE:CD1	2.72	0.53
1:A:129:THR:O	1:A:132:LEU:HB2	2.08	0.53
1:A:352:MET:SD	1:A:429:THR:CB	2.97	0.53
1:A:449:TYR:HA	1:A:454:ASP:H	1.73	0.53
1:A:502:VAL:HA	1:A:503:VAL:HB	1.90	0.53
1:B:5:LYS:HD3	1:B:435:ALA:C	2.29	0.53
1:B:132:LEU:HD21	1:B:150:THR:OG1	2.08	0.53
1:B:283:GLN:CD	1:B:284:LEU:H	2.11	0.53
1:B:396:ARG:HB3	1:B:612:LEU:CD2	2.39	0.53
1:B:753:SER:O	1:B:755:ALA:CA	2.56	0.53
1:A:56:VAL:CG2	1:A:66:TYR:CD1	2.92	0.53
1:A:179:THR:HG21	1:A:488:ALA:HB1	1.90	0.53
1:A:325:MET:O	1:A:327:GLU:HG3	2.09	0.53
1:A:432:SER:O	1:A:433:ASN:CB	2.57	0.53
1:A:585:THR:CB	1:A:586:GLU:HA	2.29	0.53
1:B:349:ILE:HG22	1:B:421:TYR:OH	2.09	0.53
1:B:400:THR:CG2	1:B:686:ILE:CD1	2.85	0.53
1:B:462:LEU:CD1	1:B:463:ARG:H	2.22	0.53
1:B:504:SER:O	1:B:517:TYR:N	2.42	0.53
1:B:643:ASP:OD2	1:B:666:ARG:CB	2.54	0.53
1:B:724:ARG:CB	1:B:724:ARG:CZ	2.86	0.53
1:A:4:LEU:CD2	1:A:13:ALA:HB3	2.39	0.53
1:A:44:PHE:HB2	1:A:334:ARG:H	1.72	0.53
1:A:44:PHE:HE1	1:A:290:LEU:HB3	1.75	0.53
1:A:108:ALA:CA	1:A:112:GLY:C	2.73	0.53
1:A:241:ARG:CG	1:A:242:GLY:N	2.72	0.53
1:A:498:ASN:ND2	1:A:522:VAL:CA	2.71	0.53
1:A:588:ALA:HB1	1:A:589:TYR:CA	2.37	0.53

*Continued on next page...*



*Continued from previous page...*

Atom-1	Atom-2	Interatomic distance (Å)	Clash overlap (Å)
1:A:655:ARG:H	1:A:656:ASP:C	2.11	0.53
1:A:754:ASN:HB3	1:A:755:ALA:CA	2.39	0.53
1:B:36:LEU:HB3	1:B:37:PRO:HD2	1.90	0.53
1:B:92:TYR:HD2	1:B:146:PHE:CG	2.18	0.53
1:B:308:PHE:HE1	1:B:319:PRO:HD3	1.74	0.53
1:B:312:GLU:CG	1:B:313:LEU:N	2.72	0.53
1:B:408:PHE:CE1	1:B:633:ILE:HD13	2.43	0.53
1:B:451:LEU:O	1:B:451:LEU:HD12	2.09	0.53
1:B:459:ILE:O	1:B:462:LEU:HB3	2.08	0.53
1:B:506:HIS:HA	1:B:507:GLN:C	2.28	0.53
1:B:552:ASN:HA	1:B:553:LYS:NZ	2.24	0.53
1:B:623:ILE:HG23	1:B:625:LYS:HB3	1.89	0.53
1:B:707:LEU:CD2	1:B:708:ILE:HG23	2.39	0.53
1:B:719:ASN:HD21	1:B:720:ARG:HG3	1.72	0.53
1:B:756:LEU:HB3	1:B:758:MET:HA	1.90	0.53
1:A:42:ARG:HD3	1:A:334:ARG:O	2.09	0.52
1:A:78:GLY:O	1:A:80:LEU:HD23	2.09	0.52
1:A:88:GLN:O	1:A:91:GLU:HB3	2.08	0.52
1:A:213:THR:HG21	1:A:220:LEU:CD2	2.38	0.52
1:A:294:TYR:CE1	1:A:516:LEU:N	2.75	0.52
1:A:363:ASP:O	1:A:561:LEU:O	2.27	0.52
1:A:523:ARG:CA	1:A:539:SER:CB	2.86	0.52
1:A:627:THR:OG1	1:A:628:VAL:CA	2.56	0.52
1:A:686:ILE:HG13	1:A:686:ILE:O	2.07	0.52
1:B:44:PHE:N	1:B:289:ALA:CB	2.72	0.52
1:B:344:GLY:HA2	1:B:555:ILE:C	2.29	0.52
1:B:358:VAL:CG2	1:B:438:THR:HB	2.38	0.52
1:B:358:VAL:CG2	1:B:438:THR:N	2.70	0.52
1:B:535:ILE:CD1	1:B:540:ILE:CA	2.87	0.52
1:B:604:ALA:HB1	1:B:697:ARG:HB3	1.91	0.52
1:B:630:HIS:CD2	1:B:634:GLN:HE22	2.28	0.52
1:B:703:ALA:HA	1:B:708:ILE:HD13	1.88	0.52
1:A:16:LEU:HD11	1:A:463:ARG:N	2.24	0.52
1:A:265:THR:CG2	1:A:267:LYS:N	2.73	0.52
1:A:349:ILE:CD1	1:A:357:HIS:N	2.72	0.52
1:A:404:ILE:HD12	1:A:681:ILE:HD12	1.88	0.52
1:A:433:ASN:CB	1:A:434:GLY:CA	2.85	0.52
1:A:448:ASP:HB2	1:A:453:ARG:HB2	1.88	0.52
1:B:10:ASN:O	1:B:26:LYS:NZ	2.41	0.52
1:B:68:ARG:NH1	1:B:68:ARG:CA	2.73	0.52
1:B:79:ALA:CB	1:B:80:LEU:CD2	2.85	0.52

*Continued on next page...*

*Continued from previous page...*

Atom-1	Atom-2	Interatomic distance (Å)	Clash overlap (Å)
1:B:96:THR:HG22	1:B:234:THR:CG2	2.36	0.52
1:B:97:ALA:CA	1:B:234:THR:CG2	2.84	0.52
1:B:136:ARG:NH1	1:B:147:HIS:CD2	2.78	0.52
1:B:156:HIS:CD2	1:B:158:LEU:CB	2.85	0.52
1:B:156:HIS:HB3	1:B:206:ASP:OD2	2.09	0.52
1:B:164:ILE:CG2	1:B:165:LEU:N	2.72	0.52
1:B:236:ALA:CA	1:B:239:ARG:NE	2.72	0.52
1:B:245:ASP:O	1:B:248:ALA:N	2.41	0.52
1:B:262:SER:HB2	1:B:269:LEU:CD2	2.39	0.52
1:B:552:ASN:CA	1:B:553:LYS:NZ	2.73	0.52
1:B:580:TRP:CE2	1:B:581:HIS:CB	2.92	0.52
1:B:597:ILE:HD12	1:B:713:ASP:O	2.09	0.52
1:B:693:LEU:CD2	1:B:697:ARG:NH2	2.72	0.52
1:A:52:LEU:HA	1:A:53:LEU:CD2	2.34	0.52
1:A:58:LYS:NZ	1:A:58:LYS:HB3	2.24	0.52
1:A:127:PRO:HG3	1:A:130:ALA:CB	2.35	0.52
1:A:176:ARG:NE	1:A:447:ARG:CD	2.70	0.52
1:A:179:THR:N	1:A:180:TYR:HA	2.25	0.52
1:A:287:ASN:ND2	1:A:290:LEU:CD2	2.72	0.52
1:A:313:LEU:CA	1:A:315:SER:HB3	2.30	0.52
1:A:377:LYS:HE2	1:A:377:LYS:O	2.08	0.52
1:A:377:LYS:CE	1:A:379:ALA:N	2.71	0.52
1:A:448:ASP:CB	1:A:455:PRO:CG	2.85	0.52
1:A:503:VAL:CB	1:A:519:VAL:N	2.72	0.52
1:B:38:LEU:CD2	1:B:501:VAL:CB	2.86	0.52
1:B:88:GLN:HE22	1:B:143:HIS:CG	2.25	0.52
1:B:125:LYS:CA	1:B:165:LEU:HD21	2.38	0.52
1:B:174:VAL:HG23	1:B:174:VAL:O	2.10	0.52
1:B:312:GLU:CG	1:B:313:LEU:H	2.20	0.52
1:B:343:ILE:CD1	1:B:497:HIS:NE2	2.72	0.52
1:B:364:TRP:CE3	1:B:442:PRO:HG2	2.43	0.52
1:B:456:MET:O	1:B:459:ILE:HB	2.09	0.52
1:B:643:ASP:OD1	1:B:666:ARG:HG2	2.08	0.52
1:B:673:THR:HG22	1:B:677:LYS:HZ3	1.74	0.52
1:B:702:MET:HE3	1:B:714:LEU:CD1	2.39	0.52
1:B:756:LEU:CG	1:B:757:GLY:N	2.71	0.52
1:A:45:SER:CA	1:A:332:LYS:CB	2.87	0.52
1:A:104:ARG:CD	1:A:104:ARG:N	2.73	0.52
1:A:493:TYR:CD1	1:A:549:ILE:CD1	2.91	0.52
1:A:566:LEU:CD1	1:A:567:ASP:N	2.68	0.52
1:A:597:ILE:CD1	1:A:598:ARG:H	2.01	0.52

*Continued on next page...*

*Continued from previous page...*

Atom-1	Atom-2	Interatomic distance (Å)	Clash overlap (Å)
1:B:30:SER:OG	1:B:543:PRO:CG	2.52	0.52
1:B:41:THR:CG2	1:B:287:ASN:ND2	2.72	0.52
1:B:70:PHE:CG	1:B:85:LEU:HD21	2.45	0.52
1:B:75:GLN:NE2	1:B:177:THR:CB	2.73	0.52
1:B:84:GLU:CA	1:B:87:ASN:ND2	2.72	0.52
1:B:125:LYS:CD	1:B:163:PHE:CE1	2.91	0.52
1:B:156:HIS:HE2	1:B:157:VAL:HG23	1.56	0.52
1:B:158:LEU:HD12	1:B:210:LEU:CB	2.26	0.52
1:B:259:ARG:HB3	1:B:271:PRO:CG	2.39	0.52
1:B:501:VAL:CB	1:B:520:TRP:CD1	2.92	0.52
1:B:530:VAL:CB	1:B:551:TYR:CZ	2.85	0.52
1:B:606:VAL:CG2	1:B:693:LEU:CD2	2.85	0.52
1:B:677:LYS:HE3	1:B:677:LYS:CA	2.39	0.52
1:A:128:PRO:CA	1:A:166:PRO:HG3	2.28	0.52
1:A:173:ARG:CG	1:A:579:PRO:CB	2.86	0.52
1:A:265:THR:HG23	1:A:267:LYS:N	2.24	0.52
1:A:307:ILE:CD1	1:A:308:PHE:CD1	2.86	0.52
1:A:319:PRO:CD	1:A:320:TRP:N	2.73	0.52
1:A:377:LYS:HE2	1:A:378:LEU:N	2.24	0.52
1:A:503:VAL:CG2	1:A:519:VAL:N	2.73	0.52
1:A:653:THR:HG22	1:A:655:ARG:HG3	1.91	0.52
1:B:228:HIS:CG	1:B:231:ASN:ND2	2.71	0.52
1:B:236:ALA:N	1:B:239:ARG:CZ	2.73	0.52
1:B:385:ARG:H	1:B:577:ILE:CG2	2.21	0.52
1:B:610:GLU:CB	1:B:614:LEU:O	2.57	0.52
1:B:681:ILE:CG2	1:B:731:VAL:HG13	2.23	0.52
1:B:705:ARG:H	1:B:708:ILE:CG1	2.22	0.52
1:B:719:ASN:O	1:B:721:HIS:N	2.42	0.52
1:A:44:PHE:CB	1:A:334:ARG:N	2.71	0.52
1:A:58:LYS:NZ	1:A:58:LYS:CB	2.73	0.52
1:A:159:SER:N	1:A:160:PRO:CD	2.73	0.52
1:A:198:MET:HE1	1:A:241:ARG:HD3	1.92	0.52
1:A:282:ASP:O	1:A:285:ARG:CB	2.48	0.52
1:A:290:LEU:HD12	1:A:290:LEU:C	2.29	0.52
1:A:349:ILE:CG1	1:A:350:ASP:H	2.16	0.52
1:A:449:TYR:N	1:A:455:PRO:CD	2.73	0.52
1:A:602:TYR:CD2	1:A:702:MET:CE	2.92	0.52
1:A:649:ALA:CA	1:A:652:ARG:NH1	2.73	0.52
1:B:45:SER:C	1:B:334:ARG:HH12	2.12	0.52
1:B:57:GLY:N	1:B:58:LYS:CE	2.73	0.52
1:B:58:LYS:N	1:B:58:LYS:CE	2.72	0.52

*Continued on next page...*

*Continued from previous page...*

Atom-1	Atom-2	Interatomic distance (Å)	Clash overlap (Å)
1:B:71:PHE:CE2	1:B:329:SER:CB	2.92	0.52
1:B:173:ARG:CG	1:B:173:ARG:NH1	2.72	0.52
1:B:244:PHE:HZ	1:B:318:ILE:CA	2.13	0.52
1:B:255:THR:CB	1:B:259:ARG:NH1	2.72	0.52
1:B:371:THR:N	1:B:623:ILE:HD11	2.20	0.52
1:B:501:VAL:C	1:B:519:VAL:O	2.48	0.52
1:B:590:GLU:CB	1:B:607:LYS:HB3	2.40	0.52
1:B:593:TYR:CD2	1:B:726:TRP:HB2	2.45	0.52
1:B:633:ILE:CG2	1:B:738:LEU:CG	2.82	0.52
1:B:737:LEU:CD1	1:B:737:LEU:N	2.73	0.52
1:A:23:GLY:HA2	1:A:299:LYS:HE3	1.92	0.52
1:A:193:SER:O	1:A:196:ARG:HB2	2.09	0.52
1:A:259:ARG:HD2	1:A:266:PRO:HB3	1.91	0.52
1:A:303:ARG:CD	1:A:304:ALA:N	2.73	0.52
1:A:334:ARG:CG	1:A:335:PRO:HD2	2.39	0.52
1:A:337:ASN:CG	1:A:340:THR:HG21	2.30	0.52
1:A:350:ASP:C	1:A:353:GLY:HA2	2.30	0.52
1:A:498:ASN:CB	1:A:522:VAL:CG1	2.85	0.52
1:A:533:ASN:ND2	1:A:541:ARG:NE	2.57	0.52
1:B:98:CYS:C	1:B:100:PRO:HD2	2.29	0.52
1:B:158:LEU:HB2	1:B:210:LEU:CD2	2.40	0.52
1:B:267:LYS:CD	1:B:268:GLU:N	2.73	0.52
1:B:288:LEU:HD22	1:B:492:HIS:HB3	1.91	0.52
1:B:321:PHE:CZ	1:B:326:SER:HB3	2.36	0.52
1:B:346:THR:H	1:B:359:VAL:HB	1.75	0.52
1:B:366:PHE:HB3	1:B:628:VAL:HG12	1.91	0.52
1:B:560:VAL:HG23	1:B:561:LEU:N	2.25	0.52
1:B:693:LEU:CD2	1:B:697:ARG:HH22	2.23	0.52
1:B:732:LEU:CD2	1:B:733:GLN:N	2.68	0.52
1:A:16:LEU:HG	1:A:462:LEU:C	2.30	0.52
1:A:35:GLN:CA	1:A:263:PRO:HB3	2.40	0.52
1:A:522:VAL:C	1:A:539:SER:HB2	2.30	0.52
1:A:540:ILE:HG13	1:A:551:TYR:OH	2.09	0.52
1:A:620:ARG:NH1	1:A:621:VAL:HA	2.24	0.52
1:A:675:LEU:CD2	1:A:725:ILE:HD11	2.40	0.52
1:A:718:ILE:CG2	1:A:722:ARG:HG2	2.39	0.52
1:A:748:LYS:NZ	1:A:748:LYS:CA	2.72	0.52
1:B:282:ASP:HA	1:B:285:ARG:CZ	2.40	0.52
1:B:288:LEU:HD13	1:B:495:VAL:HG11	1.88	0.52
1:B:587:PHE:HD1	1:B:587:PHE:H	1.57	0.52
1:B:714:LEU:O	1:B:719:ASN:HB3	2.10	0.52

*Continued on next page...*

*Continued from previous page...*

Atom-1	Atom-2	Interatomic distance (Å)	Clash overlap (Å)
1:A:13:ALA:C	1:A:15:GLY:H	2.12	0.52
1:A:30:SER:C	1:A:31:VAL:HG12	2.28	0.52
1:A:124:GLY:O	1:A:125:LYS:HG3	2.09	0.52
1:A:259:ARG:C	1:A:266:PRO:CG	2.78	0.52
1:A:523:ARG:CZ	1:A:524:THR:C	2.78	0.52
1:A:541:ARG:CZ	1:A:542:THR:CA	2.84	0.52
1:A:602:TYR:HD2	1:A:702:MET:HE1	1.75	0.52
1:A:636:TRP:CE3	1:A:640:PHE:CG	2.97	0.52
1:A:637:TYR:HH	1:A:745:ALA:CB	2.09	0.52
1:B:14:ARG:HH11	1:B:14:ARG:CG	2.17	0.52
1:B:68:ARG:CZ	1:B:68:ARG:CB	2.87	0.52
1:B:111:THR:HG23	1:B:121:ASP:OD2	2.09	0.52
1:B:126:VAL:N	1:B:128:PRO:CD	2.73	0.52
1:B:318:ILE:N	1:B:319:PRO:CD	2.73	0.52
1:B:366:PHE:CE1	1:B:632:ILE:HG21	2.41	0.52
1:B:384:GLN:NE2	1:B:576:HIS:CA	2.61	0.52
1:B:640:PHE:CB	1:B:670:ASN:OD1	2.58	0.52
1:A:38:LEU:N	1:A:501:VAL:CG2	2.73	0.52
1:A:42:ARG:HG3	1:A:42:ARG:HH11	1.73	0.52
1:A:52:LEU:N	1:A:53:LEU:HD23	2.26	0.52
1:A:99:ASN:ND2	1:A:101:GLU:OE2	2.42	0.52
1:A:196:ARG:HH11	1:A:328:VAL:HG13	1.75	0.52
1:A:245:ASP:N	1:A:249:VAL:HG13	2.23	0.52
1:A:287:ASN:HD21	1:A:290:LEU:CD1	2.16	0.52
1:A:303:ARG:CG	1:A:304:ALA:N	2.72	0.52
1:A:313:LEU:CD1	1:A:313:LEU:N	2.73	0.52
1:A:453:ARG:NH2	1:A:475:ALA:HA	2.25	0.52
1:A:530:VAL:CG2	1:A:531:GLY:N	2.73	0.52
1:A:597:ILE:HD11	1:A:600:LYS:CD	2.40	0.52
1:A:641:VAL:HG12	1:A:642:GLU:N	2.24	0.52
1:B:14:ARG:HD2	1:B:26:LYS:HD2	1.92	0.52
1:B:58:LYS:N	1:B:58:LYS:CD	2.72	0.52
1:B:160:PRO:O	1:B:161:LEU:HD13	2.10	0.52
1:B:171:VAL:HG11	1:B:577:ILE:CA	2.15	0.52
1:B:329:SER:HG	1:B:331:PHE:H	1.51	0.52
1:B:361:TYR:HD2	1:B:414:VAL:HG11	1.63	0.52
1:B:408:PHE:O	1:B:410:VAL:CG1	2.58	0.52
1:B:586:GLU:O	1:B:622:ARG:CZ	2.51	0.52
1:B:694:ALA:CB	1:B:726:TRP:NE1	2.73	0.52
1:B:702:MET:C	1:B:708:ILE:HD13	2.30	0.52
1:A:212:ALA:HB2	1:A:221:ALA:HB2	1.91	0.51

*Continued on next page...*

*Continued from previous page...*

Atom-1	Atom-2	Interatomic distance (Å)	Clash overlap (Å)
1:A:234:THR:HG23	1:A:237:PHE:CD2	2.45	0.51
1:A:291:PHE:CD1	1:A:292:ILE:N	2.73	0.51
1:A:310:ASP:HB3	1:A:313:LEU:H	1.75	0.51
1:A:314:SER:CB	1:A:318:ILE:C	2.59	0.51
1:A:534:ALA:O	1:A:535:ILE:CG2	2.58	0.51
1:A:548:ALA:C	1:A:551:TYR:HB2	2.30	0.51
1:A:612:LEU:CD2	1:A:612:LEU:N	2.73	0.51
1:A:656:ASP:N	1:A:656:ASP:OD1	2.43	0.51
1:B:25:LEU:HD13	1:B:25:LEU:N	2.23	0.51
1:B:81:SER:O	1:B:84:GLU:HB2	2.10	0.51
1:B:125:LYS:CB	1:B:165:LEU:O	2.57	0.51
1:B:170:TYR:HE1	1:B:577:ILE:O	1.93	0.51
1:B:183:PHE:CD1	1:B:250:VAL:CG1	2.93	0.51
1:B:259:ARG:HA	1:B:269:LEU:CD1	2.39	0.51
1:B:324:ALA:HB1	1:B:333:LEU:CD2	2.40	0.51
1:B:361:TYR:CE1	1:B:441:PHE:CD2	2.97	0.51
1:B:521:ASN:CB	1:B:541:ARG:CD	2.84	0.51
1:B:533:ASN:C	1:B:535:ILE:HA	2.31	0.51
1:B:627:THR:OG1	1:B:628:VAL:N	2.43	0.51
1:A:2:PHE:O	1:A:439:LEU:HD12	2.09	0.51
1:A:25:LEU:H	1:A:26:LYS:HZ1	1.57	0.51
1:A:35:GLN:CB	1:A:263:PRO:HB3	2.39	0.51
1:A:43:THR:C	1:A:44:PHE:CD1	2.84	0.51
1:A:82:VAL:HG21	1:A:188:ASP:HB3	1.92	0.51
1:A:144:GLU:C	1:A:147:HIS:H	2.13	0.51
1:A:336:ILE:CD1	1:A:336:ILE:N	2.73	0.51
1:A:347:SER:C	1:A:358:VAL:HG22	2.30	0.51
1:A:374:THR:CG2	1:A:620:ARG:NH1	2.73	0.51
1:A:374:THR:CB	1:A:620:ARG:NH1	2.73	0.51
1:A:510:ALA:CB	1:A:511:ALA:CB	2.84	0.51
1:A:536:GLU:OE1	1:A:537:GLY:N	2.44	0.51
1:A:725:ILE:O	1:A:725:ILE:HG22	2.10	0.51
1:B:103:TRP:CE3	1:B:103:TRP:N	2.76	0.51
1:B:144:GLU:O	1:B:148:HIS:N	2.40	0.51
1:B:267:LYS:HD2	1:B:268:GLU:N	2.24	0.51
1:B:267:LYS:CE	1:B:268:GLU:N	2.73	0.51
1:B:288:LEU:HD22	1:B:495:VAL:CG1	2.39	0.51
1:B:408:PHE:C	1:B:632:ILE:HD11	2.28	0.51
1:B:472:GLU:CA	1:B:475:ALA:HB3	2.39	0.51
1:B:732:LEU:HD23	1:B:733:GLN:CA	2.38	0.51
1:A:125:LYS:O	1:A:126:VAL:HB	2.09	0.51

*Continued on next page...*

*Continued from previous page...*

Atom-1	Atom-2	Interatomic distance (Å)	Clash overlap (Å)
1:A:467:VAL:O	1:A:468:ASP:C	2.48	0.51
1:A:520:TRP:CG	1:A:545:PRO:CG	2.90	0.51
1:A:568:LEU:CD1	1:A:569:ALA:N	2.74	0.51
1:B:6:VAL:CG1	1:B:7:LYS:N	2.73	0.51
1:B:90:THR:O	1:B:93:HIS:HB3	2.10	0.51
1:B:317:ILE:N	1:B:319:PRO:HD2	2.26	0.51
1:B:341:SER:CB	1:B:558:SER:HB3	2.40	0.51
1:B:362:GLU:HG2	1:B:440:GLY:O	2.10	0.51
1:B:535:ILE:CG1	1:B:540:ILE:HA	2.39	0.51
1:A:52:LEU:N	1:A:174:VAL:CG2	2.72	0.51
1:A:161:LEU:HD13	1:A:161:LEU:C	2.30	0.51
1:A:182:ASN:CA	1:A:484:PHE:CE2	2.86	0.51
1:A:267:LYS:O	1:A:269:LEU:O	2.29	0.51
1:A:352:MET:SD	1:A:427:ARG:CA	2.93	0.51
1:A:402:ALA:HB3	1:A:403:PRO:HD3	1.92	0.51
1:A:478:ASP:C	1:A:481:ARG:H	2.13	0.51
1:A:653:THR:CB	1:A:655:ARG:HG3	2.37	0.51
1:B:14:ARG:NH1	1:B:17:THR:CG2	2.73	0.51
1:B:14:ARG:HG3	1:B:465:GLY:CA	2.39	0.51
1:B:43:THR:HG22	1:B:289:ALA:H	1.74	0.51
1:B:107:THR:HG22	1:B:110:ILE:HD12	1.93	0.51
1:B:156:HIS:CD2	1:B:210:LEU:HD23	2.43	0.51
1:B:171:VAL:HB	1:B:575:ILE:HD13	1.92	0.51
1:B:269:LEU:HD12	1:B:271:PRO:HD2	1.91	0.51
1:B:297:MET:CE	1:B:301:ARG:NH2	2.74	0.51
1:B:628:VAL:C	1:B:631:ALA:HB3	2.30	0.51
1:B:681:ILE:O	1:B:684:THR:HG23	2.09	0.51
1:B:726:TRP:HE3	1:B:729:LEU:HB2	1.71	0.51
1:A:38:LEU:CD2	1:A:39:GLN:C	2.74	0.51
1:A:136:ARG:HG3	1:A:136:ARG:O	2.09	0.51
1:A:161:LEU:O	1:A:163:PHE:HB2	2.11	0.51
1:A:262:SER:HA	1:A:516:LEU:HD22	1.91	0.51
1:A:302:GLY:O	1:A:303:ARG:NH1	2.44	0.51
1:A:337:ASN:O	1:A:338:GLU:C	2.48	0.51
1:A:505:GLU:HA	1:A:516:LEU:HB3	1.93	0.51
1:A:602:TYR:HD2	1:A:698:ILE:HD11	1.76	0.51
1:A:654:SER:OG	1:A:654:SER:O	2.28	0.51
1:A:663:ILE:CD1	1:A:664:ASP:N	2.73	0.51
1:B:13:ALA:CA	1:B:463:ARG:HA	2.33	0.51
1:B:14:ARG:NH1	1:B:14:ARG:CG	2.73	0.51
1:B:44:PHE:HD1	1:B:333:LEU:HA	1.70	0.51

*Continued on next page...*



*Continued from previous page...*

Atom-1	Atom-2	Interatomic distance (Å)	Clash overlap (Å)
1:B:79:ALA:HB1	1:B:80:LEU:CD2	2.40	0.51
1:B:80:LEU:HD11	1:B:84:GLU:CG	2.27	0.51
1:B:362:GLU:CG	1:B:635:MET:CE	2.89	0.51
1:B:366:PHE:HE2	1:B:405:GLY:HA2	1.63	0.51
1:B:703:ALA:C	1:B:708:ILE:CD1	2.78	0.51
1:A:6:VAL:CG1	1:A:531:GLY:N	2.73	0.51
1:A:236:ALA:HA	1:A:239:ARG:CD	2.41	0.51
1:A:302:GLY:O	1:A:303:ARG:HB2	2.10	0.51
1:A:532:TYR:CZ	1:A:533:ASN:CG	2.84	0.51
1:A:558:SER:O	1:A:559:GLU:HB2	2.11	0.51
1:B:56:VAL:C	1:B:148:HIS:CE1	2.84	0.51
1:B:101:GLU:HB3	1:B:105:LYS:CD	2.40	0.51
1:B:318:ILE:CD1	1:B:318:ILE:N	2.73	0.51
1:B:400:THR:HG21	1:B:686:ILE:CB	2.41	0.51
1:B:400:THR:HG21	1:B:686:ILE:HG21	1.87	0.51
1:B:451:LEU:CG	1:B:453:ARG:NE	2.73	0.51
1:B:505:GLU:HB2	1:B:507:GLN:H	1.72	0.51
1:B:607:LYS:HD2	1:B:608:GLU:O	2.11	0.51
1:B:670:ASN:HD22	1:B:749:VAL:CG1	2.08	0.51
1:B:712:SER:OG	1:B:714:LEU:N	2.44	0.51
1:A:24:GLU:OE2	1:A:26:LYS:HG2	2.11	0.51
1:A:348:ALA:C	1:A:349:ILE:CG2	2.79	0.51
1:A:373:PHE:CD1	1:A:373:PHE:C	2.84	0.51
1:A:387:LEU:HD21	1:A:577:ILE:HG12	1.91	0.51
1:A:556:GLN:NE2	1:A:557:PRO:CD	2.73	0.51
1:A:557:PRO:CB	1:A:559:GLU:HB2	2.37	0.51
1:A:669:GLN:CB	1:B:123:VAL:HG13	2.40	0.51
1:A:713:ASP:O	1:A:714:LEU:HD22	2.08	0.51
1:A:732:LEU:C	1:A:738:LEU:HD11	2.12	0.51
1:B:35:GLN:HG3	1:B:503:VAL:O	2.11	0.51
1:B:74:ALA:O	1:B:75:GLN:C	2.49	0.51
1:B:171:VAL:CG2	1:B:578:TRP:CE3	2.94	0.51
1:B:262:SER:CB	1:B:269:LEU:CD2	2.89	0.51
1:B:453:ARG:NH2	1:B:478:ASP:CB	2.72	0.51
1:B:580:TRP:CZ3	1:B:624:LEU:HD12	2.45	0.51
1:B:668:MET:CG	1:B:753:SER:HB2	2.41	0.51
1:A:10:ASN:HA	1:A:14:ARG:HA	1.92	0.51
1:A:42:ARG:CB	1:A:289:ALA:HB3	2.40	0.51
1:A:58:LYS:HB3	1:A:58:LYS:HZ3	1.76	0.51
1:A:199:LEU:O	1:A:201:ALA:N	2.44	0.51
1:A:359:VAL:HG21	1:A:639:TRP:CH2	2.45	0.51

*Continued on next page...*

*Continued from previous page...*

Atom-1	Atom-2	Interatomic distance (Å)	Clash overlap (Å)
1:A:377:LYS:CB	1:A:385:ARG:NH1	2.73	0.51
1:A:388:ASP:OD1	1:A:389:VAL:HG12	2.11	0.51
1:A:448:ASP:CA	1:A:455:PRO:HD3	2.40	0.51
1:A:505:GLU:HA	1:A:516:LEU:CA	2.41	0.51
1:A:542:THR:HG23	1:A:544:GLU:H	1.76	0.51
1:A:731:VAL:CG1	1:A:732:LEU:N	2.74	0.51
1:B:216:ALA:N	1:B:220:LEU:CD1	2.74	0.51
1:B:309:SER:OG	1:B:314:SER:C	2.44	0.51
1:B:309:SER:HA	1:B:314:SER:O	2.11	0.51
1:B:327:GLU:OE1	1:B:327:GLU:HA	2.11	0.51
1:B:334:ARG:HA	1:B:334:ARG:NE	2.26	0.51
1:B:712:SER:OG	1:B:714:LEU:HB2	2.11	0.51
1:A:475:ALA:O	1:A:478:ASP:HB2	2.11	0.51
1:B:43:THR:HG22	1:B:44:PHE:H	1.75	0.51
1:B:213:THR:O	1:B:220:LEU:HD22	2.11	0.51
1:B:265:THR:N	1:B:266:PRO:CD	2.73	0.51
1:B:376:VAL:HB	1:B:386:PHE:H	1.76	0.51
1:B:522:VAL:C	1:B:539:SER:HA	2.30	0.51
1:B:540:ILE:HD11	1:B:551:TYR:C	2.31	0.51
1:B:647:LEU:HD21	1:B:663:ILE:CG1	2.39	0.51
1:B:695:GLN:CA	1:B:698:ILE:CG1	2.85	0.51
1:A:105:LYS:NZ	1:A:137:THR:HG1	1.98	0.51
1:A:306:VAL:O	1:A:308:PHE:N	2.38	0.51
1:A:361:TYR:CD1	1:A:414:VAL:HG21	2.44	0.51
1:A:492:HIS:HA	1:A:495:VAL:HG21	1.90	0.51
1:A:498:ASN:O	1:A:500:GLU:HB2	2.10	0.51
1:A:580:TRP:CG	1:A:581:HIS:CA	2.85	0.51
1:A:580:TRP:CH2	1:A:581:HIS:ND1	2.79	0.51
1:B:204:SER:HG	1:B:205:VAL:N	2.09	0.51
1:B:235:THR:HB	1:B:239:ARG:HH12	1.74	0.51
1:B:261:TRP:HB3	1:B:291:PHE:CE2	2.46	0.51
1:B:267:LYS:CE	1:B:268:GLU:H	2.24	0.51
1:B:296:ASP:O	1:B:297:MET:C	2.49	0.51
1:B:359:VAL:HA	1:B:418:THR:CG2	2.41	0.51
1:B:377:LYS:HB2	1:B:385:ARG:NE	2.24	0.51
1:B:439:LEU:CD2	1:B:439:LEU:N	2.73	0.51
1:B:587:PHE:N	1:B:587:PHE:CD1	2.78	0.51
1:B:597:ILE:HG23	1:B:598:ARG:CG	2.41	0.51
1:A:89:PHE:HD2	1:A:146:PHE:CE2	2.29	0.50
1:A:104:ARG:NE	1:A:104:ARG:CA	2.74	0.50
1:A:474:ARG:O	1:A:475:ALA:HB2	2.11	0.50

*Continued on next page...*

*Continued from previous page...*

Atom-1	Atom-2	Interatomic distance (Å)	Clash overlap (Å)
1:B:14:ARG:HH12	1:B:17:THR:HG21	1.75	0.50
1:B:19:ALA:CA	1:B:22:ILE:HB	2.30	0.50
1:B:89:PHE:CE1	1:B:146:PHE:N	2.73	0.50
1:B:115:ASN:OD1	1:B:115:ASN:N	2.43	0.50
1:B:119:LYS:HG3	1:B:119:LYS:O	2.12	0.50
1:B:259:ARG:HG3	1:B:268:GLU:O	2.11	0.50
1:B:332:LYS:HZ2	1:B:332:LYS:HB3	1.76	0.50
1:B:583:ALA:H	1:B:584:SER:HA	1.74	0.50
1:B:693:LEU:CG	1:B:697:ARG:NH2	2.72	0.50
1:A:73:TYR:CD1	1:A:73:TYR:C	2.84	0.50
1:A:212:ALA:HB3	1:A:220:LEU:C	2.31	0.50
1:A:231:ASN:CG	1:A:232:ALA:N	2.62	0.50
1:A:361:TYR:CD2	1:A:362:GLU:CA	2.94	0.50
1:A:532:TYR:CE1	1:A:533:ASN:CG	2.85	0.50
1:A:694:ALA:O	1:A:698:ILE:HG22	2.12	0.50
1:B:4:LEU:O	1:B:436:GLU:HA	2.12	0.50
1:B:61:ILE:CG2	1:B:62:ASP:H	2.03	0.50
1:B:71:PHE:CD1	1:B:71:PHE:C	2.84	0.50
1:B:172:TYR:CZ	1:B:579:PRO:CD	2.94	0.50
1:B:257:LEU:O	1:B:258:GLY:C	2.45	0.50
1:B:297:MET:CE	1:B:301:ARG:HH21	2.24	0.50
1:B:409:ALA:O	1:B:412:ALA:N	2.44	0.50
1:B:521:ASN:HA	1:B:541:ARG:CD	2.42	0.50
1:A:20:PHE:C	1:A:22:ILE:N	2.60	0.50
1:A:53:LEU:HD23	1:A:53:LEU:N	2.26	0.50
1:A:53:LEU:C	1:A:54:TRP:CE3	2.85	0.50
1:A:86:VAL:HG21	1:A:191:ARG:HB3	1.93	0.50
1:A:180:TYR:CD1	1:A:180:TYR:C	2.84	0.50
1:A:222:PRO:CG	1:A:223:ALA:N	2.72	0.50
1:A:247:ASN:OD1	1:A:248:ALA:N	2.45	0.50
1:A:276:ARG:NE	1:A:276:ARG:N	2.59	0.50
1:A:322:ILE:HG22	1:A:325:MET:HE2	1.92	0.50
1:A:417:ARG:HH11	1:A:417:ARG:CB	2.23	0.50
1:A:494:ALA:CB	1:A:545:PRO:HB2	2.41	0.50
1:A:655:ARG:N	1:A:656:ASP:CB	2.72	0.50
1:B:51:GLU:HB2	1:B:564:LYS:HZ2	1.75	0.50
1:B:234:THR:HA	1:B:237:PHE:HB2	1.93	0.50
1:B:282:ASP:HB2	1:B:285:ARG:HH21	1.75	0.50
1:B:282:ASP:OD1	1:B:283:GLN:N	2.44	0.50
1:B:509:VAL:HG23	1:B:510:ALA:N	2.26	0.50
1:B:637:TYR:O	1:B:641:VAL:HG22	2.10	0.50

*Continued on next page...*

*Continued from previous page...*

Atom-1	Atom-2	Interatomic distance (Å)	Clash overlap (Å)
1:B:707:LEU:CD1	1:B:707:LEU:N	2.74	0.50
1:A:49:THR:CG2	1:A:50:SER:N	2.75	0.50
1:A:104:ARG:N	1:A:104:ARG:NE	2.60	0.50
1:A:456:MET:HG3	1:A:457:VAL:H	1.76	0.50
1:A:503:VAL:HG21	1:A:518:LEU:C	2.32	0.50
1:A:510:ALA:CB	1:A:511:ALA:CA	2.89	0.50
1:A:548:ALA:O	1:A:551:TYR:HB2	2.11	0.50
1:A:605:GLU:CG	1:A:607:LYS:NZ	2.73	0.50
1:A:617:ARG:HD3	1:A:618:ARG:O	2.09	0.50
1:A:723:ILE:CG2	1:A:724:ARG:N	2.73	0.50
1:B:349:ILE:HD11	1:B:351:HIS:C	2.31	0.50
1:B:525:GLU:O	1:B:527:ARG:NH2	2.44	0.50
1:B:540:ILE:HG23	1:B:551:TYR:CD2	2.46	0.50
1:A:283:GLN:O	1:A:287:ASN:HB3	2.10	0.50
1:A:419:ALA:C	1:A:421:TYR:CD1	2.84	0.50
1:A:523:ARG:O	1:A:539:SER:OG	2.29	0.50
1:A:617:ARG:NH1	1:A:617:ARG:CG	2.72	0.50
1:B:143:HIS:ND1	1:B:145:LEU:HD21	2.27	0.50
1:B:172:TYR:CE1	1:B:579:PRO:HD2	2.46	0.50
1:B:236:ALA:HA	1:B:239:ARG:NE	2.25	0.50
1:B:377:LYS:CG	1:B:385:ARG:HH12	2.21	0.50
1:B:385:ARG:N	1:B:577:ILE:HG21	2.26	0.50
1:B:451:LEU:CB	1:B:453:ARG:CD	2.85	0.50
1:B:506:HIS:HA	1:B:508:GLY:N	2.27	0.50
1:B:512:GLU:C	1:B:514:GLY:H	2.15	0.50
1:B:594:SER:O	1:B:601:ARG:NH2	2.45	0.50
1:B:597:ILE:HG21	1:B:714:LEU:CA	2.42	0.50
1:A:34:LEU:HG	1:A:35:GLN:HB2	1.93	0.50
1:A:94:GLN:NE2	1:A:237:PHE:CE1	2.55	0.50
1:A:177:THR:CG2	1:A:178:ALA:N	2.73	0.50
1:A:201:ALA:CA	1:A:204:SER:CB	2.85	0.50
1:A:203:SER:O	1:A:206:ASP:OD1	2.30	0.50
1:A:257:LEU:HD21	1:A:284:LEU:O	2.11	0.50
1:A:303:ARG:HH12	1:A:513:GLN:CG	2.15	0.50
1:A:566:LEU:HD13	1:A:568:LEU:CG	2.22	0.50
1:A:580:TRP:CD1	1:A:581:HIS:N	2.80	0.50
1:A:607:LYS:N	1:A:607:LYS:CE	2.74	0.50
1:A:608:GLU:O	1:A:609:PHE:C	2.49	0.50
1:B:2:PHE:CD1	1:B:2:PHE:C	2.85	0.50
1:B:5:LYS:CA	1:B:435:ALA:CB	2.85	0.50
1:B:97:ALA:O	1:B:100:PRO:HD3	2.10	0.50

*Continued on next page...*

*Continued from previous page...*

Atom-1	Atom-2	Interatomic distance (Å)	Clash overlap (Å)
1:B:342:TYR:CD2	1:B:559:GLU:CG	2.86	0.50
1:B:350:ASP:O	1:B:351:HIS:HB3	2.12	0.50
1:B:408:PHE:HA	1:B:413:PHE:CE2	2.46	0.50
1:B:678:ILE:HD12	1:B:679:GLU:HA	1.94	0.50
1:A:18:GLN:O	1:A:21:ALA:HB3	2.11	0.50
1:A:18:GLN:CD	1:A:520:TRP:CH2	2.80	0.50
1:A:42:ARG:H	1:A:289:ALA:HB2	0.55	0.50
1:A:53:LEU:CD1	1:A:171:VAL:HG13	2.36	0.50
1:A:183:PHE:CD2	1:A:184:TYR:CD1	3.00	0.50
1:A:261:TRP:HZ2	1:A:288:LEU:HA	1.76	0.50
1:A:345:GLN:HG2	1:A:556:GLN:N	2.26	0.50
1:A:363:ASP:C	1:A:561:LEU:O	2.51	0.50
1:A:493:TYR:O	1:A:497:HIS:HD2	1.95	0.50
1:A:502:VAL:HG23	1:A:503:VAL:HG12	1.94	0.50
1:A:523:ARG:C	1:A:539:SER:HA	2.32	0.50
1:A:553:LYS:HE3	1:A:554:PRO:HD3	1.90	0.50
1:A:623:ILE:CD1	1:A:624:LEU:N	2.74	0.50
1:A:754:ASN:N	1:A:755:ALA:HA	2.27	0.50
1:B:132:LEU:HD13	1:B:151:THR:CA	2.38	0.50
1:B:188:ASP:O	1:B:189:CYS:C	2.48	0.50
1:B:317:ILE:HA	1:B:320:TRP:CD2	2.46	0.50
1:B:383:ASN:O	1:B:385:ARG:N	2.44	0.50
1:B:383:ASN:O	1:B:577:ILE:HG21	2.12	0.50
1:B:498:ASN:HB3	1:B:520:TRP:HE3	1.76	0.50
1:B:601:ARG:HA	1:B:601:ARG:HE	1.77	0.50
1:B:607:LYS:CA	1:B:609:PHE:CB	2.83	0.50
1:B:608:GLU:O	1:B:609:PHE:HD1	1.92	0.50
1:A:25:LEU:N	1:A:26:LYS:HZ3	2.10	0.50
1:A:234:THR:O	1:A:237:PHE:N	2.44	0.50
1:A:355:PRO:HB2	1:A:434:GLY:N	2.24	0.50
1:A:359:VAL:HG23	1:A:437:MET:O	2.12	0.50
1:A:472:GLU:N	1:A:475:ALA:CB	2.75	0.50
1:A:724:ARG:HD3	1:A:724:ARG:N	2.25	0.50
1:B:53:LEU:HD11	1:B:571:HIS:CG	2.46	0.50
1:B:69:LEU:H	1:B:69:LEU:CD2	2.23	0.50
1:B:94:GLN:O	1:B:96:THR:N	2.45	0.50
1:B:196:ARG:HB2	1:B:328:VAL:HG11	1.92	0.50
1:B:205:VAL:CG1	1:B:232:ALA:CB	2.85	0.50
1:B:362:GLU:HA	1:B:441:PHE:CA	2.31	0.50
1:B:365:GLN:HE22	1:B:409:ALA:HA	1.75	0.50
1:B:460:ALA:HA	1:B:463:ARG:HD3	1.94	0.50

*Continued on next page...*

*Continued from previous page...*

Atom-1	Atom-2	Interatomic distance (Å)	Clash overlap (Å)
1:B:594:SER:HB3	1:B:603:THR:H	1.73	0.50
1:B:668:MET:HA	1:B:671:ALA:H	1.76	0.50
1:B:688:ALA:HA	1:B:691:VAL:CG2	2.42	0.50
1:A:41:THR:O	1:A:336:ILE:CD1	2.60	0.50
1:A:181:PRO:CB	1:A:484:PHE:CE1	2.89	0.50
1:A:490:VAL:CG2	1:A:491:MET:N	2.73	0.50
1:A:524:THR:CG2	1:A:540:ILE:N	2.75	0.50
1:A:583:ALA:CA	1:A:625:LYS:HZ1	2.19	0.50
1:A:653:THR:O	1:A:655:ARG:CD	2.57	0.50
1:A:715:HIS:ND1	1:A:715:HIS:N	2.60	0.50
1:B:44:PHE:HE1	1:B:333:LEU:N	2.10	0.50
1:B:86:VAL:HB	1:B:191:ARG:CD	2.41	0.50
1:B:383:ASN:O	1:B:385:ARG:HG2	2.12	0.50
1:B:583:ALA:H	1:B:584:SER:CA	2.24	0.50
1:B:602:TYR:O	1:B:603:THR:CB	2.60	0.50
1:A:75:GLN:HE22	1:A:177:THR:HG23	1.75	0.49
1:A:121:ASP:N	1:A:121:ASP:OD1	2.44	0.49
1:A:247:ASN:O	1:A:251:SER:OG	2.30	0.49
1:A:299:LYS:O	1:A:301:ARG:O	2.30	0.49
1:A:346:THR:OG1	1:A:358:VAL:C	2.48	0.49
1:A:384:GLN:OE1	1:A:578:TRP:HZ2	1.95	0.49
1:A:419:ALA:O	1:A:421:TYR:HD1	1.95	0.49
1:A:503:VAL:HG21	1:A:517:TYR:O	2.11	0.49
1:A:508:GLY:CA	1:A:510:ALA:O	2.60	0.49
1:A:523:ARG:HG2	1:A:538:GLY:HA2	1.93	0.49
1:B:70:PHE:CE2	1:B:195:LEU:HD11	2.46	0.49
1:B:88:GLN:NE2	1:B:143:HIS:CG	2.80	0.49
1:B:153:PHE:CZ	1:B:202:LEU:C	2.85	0.49
1:B:249:VAL:CG2	1:B:318:ILE:CG2	2.84	0.49
1:B:358:VAL:CG2	1:B:438:THR:CB	2.86	0.49
1:B:596:THR:CG2	1:B:601:ARG:CD	2.90	0.49
1:B:652:ARG:HA	1:B:652:ARG:NE	2.21	0.49
1:B:715:HIS:N	1:B:715:HIS:ND1	2.60	0.49
1:B:723:ILE:O	1:B:726:TRP:HB3	2.11	0.49
1:B:755:ALA:O	1:B:758:MET:HA	2.12	0.49
1:A:38:LEU:N	1:A:501:VAL:HG21	2.26	0.49
1:A:42:ARG:CG	1:A:336:ILE:HD12	2.32	0.49
1:A:131:ILE:HG22	1:A:135:LEU:HG	1.93	0.49
1:A:259:ARG:CD	1:A:266:PRO:HA	2.40	0.49
1:A:298:VAL:CG1	1:A:299:LYS:N	2.75	0.49
1:A:303:ARG:CZ	1:A:513:GLN:HB3	2.42	0.49

*Continued on next page...*

*Continued from previous page...*

Atom-1	Atom-2	Interatomic distance (Å)	Clash overlap (Å)
1:A:343:ILE:N	1:A:362:GLU:OE2	2.45	0.49
1:A:370:ILE:HD12	1:A:370:ILE:C	2.32	0.49
1:A:715:HIS:ND1	1:A:716:VAL:N	2.60	0.49
1:A:729:LEU:O	1:A:729:LEU:HD22	2.13	0.49
1:A:758:MET:HE3	1:A:759:VAL:HA	1.94	0.49
1:A:758:MET:HG3	1:B:576:HIS:NE2	2.26	0.49
1:B:6:VAL:HG21	1:B:530:VAL:CB	2.41	0.49
1:B:90:THR:O	1:B:237:PHE:CZ	2.66	0.49
1:B:199:LEU:O	1:B:202:LEU:C	2.50	0.49
1:B:349:ILE:HG23	1:B:349:ILE:O	2.11	0.49
1:B:349:ILE:CG2	1:B:421:TYR:HE2	2.25	0.49
1:B:362:GLU:HG3	1:B:635:MET:HE2	1.94	0.49
1:B:364:TRP:CG	1:B:442:PRO:CG	2.95	0.49
1:B:366:PHE:CZ	1:B:408:PHE:HB2	2.48	0.49
1:B:491:MET:HA	1:B:494:ALA:HB3	1.93	0.49
1:B:617:ARG:N	1:B:618:ARG:CA	2.56	0.49
1:A:6:VAL:HG23	1:A:434:GLY:CA	2.19	0.49
1:A:257:LEU:C	1:A:261:TRP:CE3	2.85	0.49
1:A:257:LEU:CB	1:A:261:TRP:CH2	2.86	0.49
1:A:334:ARG:HG3	1:A:338:GLU:OE2	2.12	0.49
1:A:371:THR:O	1:A:623:ILE:HG12	2.12	0.49
1:A:500:GLU:CB	1:A:522:VAL:H	2.25	0.49
1:B:29:LEU:HD12	1:B:532:TYR:CZ	2.47	0.49
1:B:57:GLY:N	1:B:148:HIS:CE1	2.79	0.49
1:B:71:PHE:HD2	1:B:328:VAL:O	1.95	0.49
1:B:99:ASN:N	1:B:99:ASN:OD1	2.30	0.49
1:B:186:LEU:CD1	1:B:186:LEU:N	2.72	0.49
1:B:200:THR:CG2	1:B:201:ALA:H	2.17	0.49
1:B:236:ALA:CA	1:B:239:ARG:HG3	2.39	0.49
1:B:249:VAL:CG1	1:B:250:VAL:N	2.75	0.49
1:B:361:TYR:HB2	1:B:414:VAL:HG11	1.94	0.49
1:B:444:VAL:HG12	1:B:486:TYR:CG	2.45	0.49
1:B:471:LEU:O	1:B:476:SER:OG	2.28	0.49
1:B:580:TRP:HZ3	1:B:624:LEU:HD12	1.77	0.49
1:B:676:ARG:CG	1:B:676:ARG:NH1	2.73	0.49
1:B:724:ARG:NH1	1:B:724:ARG:CB	2.72	0.49
1:A:20:PHE:CD1	1:A:20:PHE:C	2.85	0.49
1:A:92:TYR:CE1	1:A:146:PHE:HB2	2.48	0.49
1:A:136:ARG:HD2	1:A:381:ASN:O	2.12	0.49
1:A:190:VAL:HA	1:A:193:SER:OG	2.12	0.49
1:A:222:PRO:CG	1:A:223:ALA:H	2.22	0.49

*Continued on next page...*



*Continued from previous page...*

Atom-1	Atom-2	Interatomic distance (Å)	Clash overlap (Å)
1:A:283:GLN:CA	1:A:286:SER:CB	2.85	0.49
1:A:580:TRP:CZ3	1:A:581:HIS:ND1	2.81	0.49
1:A:669:GLN:HB2	1:B:123:VAL:HG13	1.88	0.49
1:A:712:SER:HB3	1:A:713:ASP:HA	1.94	0.49
1:B:35:GLN:CB	1:B:502:VAL:CB	2.83	0.49
1:B:47:SER:N	1:B:332:LYS:NZ	2.60	0.49
1:B:103:TRP:HE1	1:B:231:ASN:N	2.10	0.49
1:B:284:LEU:CD2	1:B:290:LEU:CD2	2.85	0.49
1:B:289:ALA:HB2	1:B:492:HIS:CD2	2.46	0.49
1:B:306:VAL:O	1:B:306:VAL:HG22	2.10	0.49
1:B:360:VAL:HG22	1:B:439:LEU:HA	1.92	0.49
1:B:435:ALA:O	1:B:436:GLU:HG3	2.12	0.49
1:B:453:ARG:NH1	1:B:453:ARG:CA	2.75	0.49
1:B:485:ASN:OD1	1:B:486:TYR:CD1	2.59	0.49
1:B:521:ASN:CA	1:B:541:ARG:CD	2.90	0.49
1:B:535:ILE:HG12	1:B:540:ILE:C	2.33	0.49
1:A:128:PRO:HB3	1:A:166:PRO:C	2.32	0.49
1:A:303:ARG:NH1	1:A:303:ARG:CB	2.73	0.49
1:A:337:ASN:ND2	1:A:496:ALA:CB	2.70	0.49
1:A:387:LEU:CD2	1:A:577:ILE:HG12	2.43	0.49
1:A:503:VAL:HG11	1:A:517:TYR:O	2.13	0.49
1:B:24:GLU:O	1:B:24:GLU:HG2	2.13	0.49
1:B:24:GLU:HG2	1:B:28:GLN:HG3	1.95	0.49
1:B:42:ARG:NE	1:B:337:ASN:N	2.60	0.49
1:B:42:ARG:NH2	1:B:335:PRO:O	2.43	0.49
1:B:57:GLY:H	1:B:58:LYS:CE	2.25	0.49
1:B:80:LEU:HD21	1:B:84:GLU:OE1	2.12	0.49
1:B:180:TYR:CD1	1:B:489:ALA:HA	2.48	0.49
1:B:326:SER:O	1:B:327:GLU:OE1	2.30	0.49
1:B:396:ARG:CG	1:B:612:LEU:CD2	2.90	0.49
1:B:501:VAL:HG22	1:B:520:TRP:CE2	2.47	0.49
1:B:716:VAL:HB	1:B:718:ILE:H	1.78	0.49
1:B:724:ARG:HB2	1:B:724:ARG:CZ	2.42	0.49
1:A:297:MET:CA	1:A:297:MET:CE	2.91	0.49
1:A:323:GLU:O	1:A:326:SER:OG	2.27	0.49
1:A:575:ILE:HG13	1:A:576:HIS:H	1.77	0.49
1:A:738:LEU:C	1:A:739:SER:HG	2.14	0.49
1:B:199:LEU:HA	1:B:202:LEU:HB2	1.94	0.49
1:B:298:VAL:O	1:B:302:GLY:CA	2.60	0.49
1:B:308:PHE:CD1	1:B:308:PHE:C	2.85	0.49
1:B:360:VAL:CG2	1:B:439:LEU:CA	2.85	0.49

*Continued on next page...*

*Continued from previous page...*

Atom-1	Atom-2	Interatomic distance (Å)	Clash overlap (Å)
1:B:361:TYR:HB3	1:B:414:VAL:HB	1.94	0.49
1:B:408:PHE:CE1	1:B:633:ILE:HD11	2.46	0.49
1:B:444:VAL:CG1	1:B:486:TYR:CG	2.96	0.49
1:B:544:GLU:CB	1:B:547:GLU:HG2	2.40	0.49
1:B:640:PHE:HD1	1:B:670:ASN:OD1	1.94	0.49
1:B:668:MET:CA	1:B:671:ALA:HB3	2.39	0.49
1:B:681:ILE:C	1:B:731:VAL:CG2	2.53	0.49
1:A:68:ARG:NH1	1:A:68:ARG:HG2	2.28	0.49
1:A:159:SER:H	1:A:160:PRO:HD3	1.77	0.49
1:A:214:PHE:HA	1:A:217:LYS:O	2.13	0.49
1:A:268:GLU:O	1:A:269:LEU:O	2.30	0.49
1:A:303:ARG:CZ	1:A:303:ARG:CA	2.85	0.49
1:A:555:ILE:CG1	1:A:556:GLN:N	2.72	0.49
1:A:649:ALA:N	1:A:652:ARG:NH1	2.60	0.49
1:A:741:SER:OG	1:A:742:GLU:N	2.45	0.49
1:B:42:ARG:HE	1:B:336:ILE:CA	2.17	0.49
1:B:69:LEU:HG	1:B:172:TYR:CD1	2.46	0.49
1:B:119:LYS:HZ2	1:B:218:GLY:H	1.58	0.49
1:B:123:VAL:N	1:B:163:PHE:HD2	2.10	0.49
1:B:208:LYS:HA	1:B:208:LYS:HZ2	1.69	0.49
1:B:260:LEU:HG	1:B:285:ARG:CB	2.34	0.49
1:B:364:TRP:CG	1:B:442:PRO:HG3	2.48	0.49
1:B:417:ARG:HH21	1:B:639:TRP:CB	2.18	0.49
1:B:715:HIS:CB	1:B:719:ASN:ND2	2.73	0.49
1:A:3:ASN:HA	1:A:436:GLU:HG3	1.93	0.49
1:A:45:SER:O	1:A:332:LYS:HD2	2.13	0.49
1:A:101:GLU:CB	1:A:104:ARG:HD2	2.24	0.49
1:A:143:HIS:HB2	1:A:145:LEU:CD1	2.24	0.49
1:A:210:LEU:C	1:A:212:ALA:O	2.51	0.49
1:A:365:GLN:CG	1:A:367:ALA:HB3	2.43	0.49
1:A:370:ILE:CD1	1:A:371:THR:N	2.74	0.49
1:A:566:LEU:CD1	1:A:568:LEU:CB	2.91	0.49
1:A:608:GLU:HG3	1:A:609:PHE:N	2.27	0.49
1:A:676:ARG:HA	1:A:679:GLU:OE2	2.13	0.49
1:A:681:ILE:HG22	1:A:731:VAL:HG11	1.94	0.49
1:B:117:ALA:CA	1:B:222:PRO:CG	2.90	0.49
1:B:125:LYS:CA	1:B:128:PRO:CD	2.86	0.49
1:B:288:LEU:CB	1:B:495:VAL:HG11	2.43	0.49
1:B:295:GLN:HG2	1:B:296:ASP:N	2.28	0.49
1:B:332:LYS:NZ	1:B:332:LYS:HB3	2.27	0.49
1:B:370:ILE:HG22	1:B:623:ILE:HD11	1.93	0.49

*Continued on next page...*

*Continued from previous page...*

Atom-1	Atom-2	Interatomic distance (Å)	Clash overlap (Å)
1:B:639:TRP:CD1	1:B:639:TRP:C	2.85	0.49
1:B:756:LEU:HD12	1:B:756:LEU:C	2.32	0.49
1:A:265:THR:CG2	1:A:267:LYS:CA	2.91	0.49
1:A:365:GLN:NE2	1:A:367:ALA:N	2.60	0.49
1:A:425:SER:OG	1:A:426:GLN:HB3	2.12	0.49
1:A:484:PHE:O	1:A:484:PHE:HD1	1.96	0.49
1:A:524:THR:HG23	1:A:540:ILE:N	2.26	0.49
1:A:584:SER:HB3	1:A:586:GLU:HB2	1.95	0.49
1:A:655:ARG:N	1:A:656:ASP:CA	2.76	0.49
1:A:681:ILE:O	1:A:684:THR:CG2	2.60	0.49
1:A:733:GLN:HE21	1:A:738:LEU:HD11	1.77	0.49
1:B:71:PHE:C	1:B:71:PHE:HD1	2.15	0.49
1:B:105:LYS:N	1:B:105:LYS:NZ	2.60	0.49
1:B:158:LEU:HA	1:B:160:PRO:CD	2.42	0.49
1:B:173:ARG:HG2	1:B:566:LEU:HD12	1.94	0.49
1:B:233:ALA:CA	1:B:236:ALA:HB3	2.38	0.49
1:B:261:TRP:NE1	1:B:285:ARG:O	2.45	0.49
1:B:308:PHE:CE1	1:B:319:PRO:HD3	2.48	0.49
1:B:352:MET:O	1:B:352:MET:HE3	2.12	0.49
1:B:593:TYR:HB3	1:B:726:TRP:CD2	2.48	0.49
1:B:597:ILE:HG23	1:B:598:ARG:HG2	1.94	0.49
1:B:653:THR:HG1	1:B:654:SER:H	1.60	0.49
1:B:687:GLY:O	1:B:690:ALA:N	2.46	0.49
1:A:217:LYS:O	1:A:219:ALA:HB2	2.12	0.49
1:A:286:SER:C	1:A:288:LEU:N	2.62	0.49
1:A:476:SER:CA	1:A:479:LEU:H	2.25	0.49
1:A:479:LEU:HD12	1:A:479:LEU:H	1.76	0.49
1:B:8:ASP:OD1	1:B:9:LEU:CA	2.60	0.49
1:B:12:SER:O	1:B:463:ARG:HA	2.13	0.49
1:B:43:THR:H	1:B:334:ARG:HB2	1.78	0.49
1:B:43:THR:CG2	1:B:44:PHE:N	2.75	0.49
1:B:66:TYR:O	1:B:67:ALA:C	2.50	0.49
1:B:82:VAL:O	1:B:85:LEU:HB3	2.13	0.49
1:B:105:LYS:O	1:B:109:TYR:HB2	2.13	0.49
1:B:376:VAL:CA	1:B:386:PHE:H	2.26	0.49
1:B:433:ASN:N	1:B:433:ASN:ND2	2.60	0.49
1:B:577:ILE:HD11	1:B:580:TRP:HB3	1.95	0.49
1:B:721:HIS:N	1:B:721:HIS:ND1	2.59	0.49
1:A:170:TYR:CE2	1:A:578:TRP:CH2	3.00	0.48
1:A:281:ILE:HD13	1:A:285:ARG:NH2	2.26	0.48
1:A:345:GLN:C	1:A:360:VAL:HG12	2.33	0.48

*Continued on next page...*

*Continued from previous page...*

Atom-1	Atom-2	Interatomic distance (Å)	Clash overlap (Å)
1:A:429:THR:HG23	1:A:430:VAL:N	2.28	0.48
1:A:430:VAL:CG1	1:A:529:PRO:CB	2.85	0.48
1:B:4:LEU:CA	1:B:5:LYS:CG	2.85	0.48
1:B:29:LEU:O	1:B:30:SER:C	2.50	0.48
1:B:102:ILE:CG2	1:B:135:LEU:HG	2.43	0.48
1:B:132:LEU:HB3	1:B:151:THR:HG22	1.95	0.48
1:B:142:GLU:CD	1:B:143:HIS:N	2.65	0.48
1:B:215:LYS:NZ	1:B:215:LYS:CA	2.76	0.48
1:B:257:LEU:HD23	1:B:294:TYR:HB3	1.94	0.48
1:B:260:LEU:CG	1:B:285:ARG:CB	2.85	0.48
1:B:317:ILE:HG12	1:B:320:TRP:HE1	1.75	0.48
1:B:378:LEU:CD1	1:B:379:ALA:N	2.73	0.48
1:B:407:THR:CG2	1:B:408:PHE:HD2	1.95	0.48
1:B:455:PRO:CB	1:B:459:ILE:HD11	2.37	0.48
1:B:523:ARG:CB	1:B:523:ARG:NH1	2.76	0.48
1:B:587:PHE:N	1:B:587:PHE:HD1	2.10	0.48
1:B:726:TRP:HA	1:B:726:TRP:HE3	1.76	0.48
1:B:757:GLY:C	1:B:759:VAL:N	2.63	0.48
1:A:25:LEU:N	1:A:26:LYS:NZ	2.60	0.48
1:A:62:ASP:HB3	1:A:66:TYR:CE1	2.45	0.48
1:A:418:THR:O	1:A:421:TYR:CG	2.66	0.48
1:A:493:TYR:CD1	1:A:493:TYR:C	2.86	0.48
1:A:507:GLN:CG	1:A:508:GLY:N	2.76	0.48
1:A:523:ARG:C	1:A:539:SER:CA	2.82	0.48
1:B:2:PHE:CG	1:B:3:ASN:N	2.81	0.48
1:B:47:SER:CB	1:B:332:LYS:NZ	2.72	0.48
1:B:87:ASN:ND2	1:B:88:GLN:H	2.11	0.48
1:B:118:ILE:C	1:B:221:ALA:HA	2.33	0.48
1:B:188:ASP:O	1:B:190:VAL:N	2.47	0.48
1:B:205:VAL:HG12	1:B:206:ASP:N	2.29	0.48
1:B:211:GLN:O	1:B:214:PHE:HE1	1.96	0.48
1:B:236:ALA:HB2	1:B:239:ARG:NE	2.28	0.48
1:B:317:ILE:HA	1:B:320:TRP:CE2	2.47	0.48
1:B:593:TYR:CE2	1:B:723:ILE:HB	2.48	0.48
1:B:598:ARG:NH2	1:B:708:ILE:CA	2.76	0.48
1:B:725:ILE:HD12	1:B:729:LEU:HD23	1.95	0.48
1:A:61:ILE:CG1	1:A:66:TYR:HE2	2.12	0.48
1:A:182:ASN:O	1:A:185:ALA:N	2.45	0.48
1:A:271:PRO:CA	1:A:276:ARG:NH1	2.76	0.48
1:A:310:ASP:HB2	1:A:313:LEU:HD22	1.94	0.48
1:A:387:LEU:CD1	1:A:577:ILE:HG23	2.44	0.48

*Continued on next page...*

*Continued from previous page...*

Atom-1	Atom-2	Interatomic distance (Å)	Clash overlap (Å)
1:A:445:VAL:O	1:A:449:TYR:HB3	2.13	0.48
1:A:532:TYR:OH	1:A:541:ARG:CD	2.59	0.48
1:A:587:PHE:CE2	1:A:621:VAL:C	2.87	0.48
1:A:595:VAL:CG1	1:A:698:ILE:CD1	2.85	0.48
1:A:629:ALA:O	1:A:633:ILE:HG12	2.12	0.48
1:A:683:THR:C	1:A:684:THR:HG22	2.33	0.48
1:A:733:GLN:HE21	1:A:738:LEU:CD1	2.25	0.48
1:B:27:ASN:ND2	1:B:27:ASN:N	2.60	0.48
1:B:40:PHE:CE2	1:B:495:VAL:CG1	2.83	0.48
1:B:74:ALA:HB2	1:B:82:VAL:HG22	1.95	0.48
1:B:102:ILE:CG2	1:B:135:LEU:CG	2.92	0.48
1:B:111:THR:OG1	1:B:111:THR:O	2.30	0.48
1:B:182:ASN:ND2	1:B:183:PHE:N	2.60	0.48
1:B:255:THR:HB	1:B:259:ARG:NH1	2.27	0.48
1:B:297:MET:O	1:B:301:ARG:N	2.38	0.48
1:B:618:ARG:N	1:B:619:GLU:CA	2.73	0.48
1:B:639:TRP:HD1	1:B:639:TRP:O	1.96	0.48
1:A:158:LEU:N	1:A:158:LEU:CD1	2.76	0.48
1:A:170:TYR:CE2	1:A:576:HIS:CD2	3.00	0.48
1:A:272:SER:HB2	1:A:275:LEU:CD1	2.36	0.48
1:A:346:THR:H	1:A:360:VAL:HG12	1.78	0.48
1:A:716:VAL:CG2	1:B:378:LEU:CD1	2.85	0.48
1:B:2:PHE:HZ	1:B:4:LEU:CD2	2.01	0.48
1:B:43:THR:HG22	1:B:44:PHE:N	2.28	0.48
1:B:136:ARG:HH11	1:B:147:HIS:CD2	2.31	0.48
1:B:352:MET:HB3	1:B:352:MET:HE2	1.64	0.48
1:B:368:LYS:CD	1:B:369:GLU:OE1	2.61	0.48
1:B:493:TYR:CD1	1:B:497:HIS:CE1	2.99	0.48
1:B:593:TYR:CE1	1:B:722:ARG:CD	2.97	0.48
1:B:615:GLY:HA2	1:B:616:GLN:CB	2.43	0.48
1:B:729:LEU:CG	1:B:732:LEU:HD13	2.44	0.48
1:A:38:LEU:N	1:A:501:VAL:CB	2.76	0.48
1:A:99:ASN:ND2	1:A:101:GLU:OE1	2.41	0.48
1:A:159:SER:N	1:A:160:PRO:HD3	2.29	0.48
1:A:263:PRO:CB	1:A:502:VAL:HG21	2.41	0.48
1:A:364:TRP:HA	1:A:561:LEU:O	2.12	0.48
1:A:387:LEU:HD21	1:A:577:ILE:CG1	2.42	0.48
1:A:503:VAL:CB	1:A:519:VAL:HB	2.42	0.48
1:A:587:PHE:CE2	1:A:621:VAL:O	2.66	0.48
1:A:654:SER:N	1:A:655:ARG:CA	2.76	0.48
1:A:716:VAL:CG2	1:A:717:GLY:N	2.73	0.48

*Continued on next page...*

*Continued from previous page...*

Atom-1	Atom-2	Interatomic distance (Å)	Clash overlap (Å)
1:B:22:ILE:N	1:B:22:ILE:CD1	2.77	0.48
1:B:56:VAL:H	1:B:170:TYR:CB	2.24	0.48
1:B:102:ILE:CG1	1:B:103:TRP:CZ3	2.95	0.48
1:B:125:LYS:O	1:B:165:LEU:HD22	2.13	0.48
1:B:288:LEU:CG	1:B:495:VAL:HG11	2.44	0.48
1:B:308:PHE:HD1	1:B:309:SER:N	2.10	0.48
1:B:404:ILE:CD1	1:B:735:MET:CG	2.86	0.48
1:B:600:LYS:HG3	1:B:708:ILE:HG21	1.93	0.48
1:B:608:GLU:C	1:B:609:PHE:CD1	2.85	0.48
1:B:623:ILE:O	1:B:625:LYS:CB	2.61	0.48
1:B:631:ALA:O	1:B:635:MET:HG2	2.13	0.48
1:B:702:MET:CE	1:B:714:LEU:CG	2.91	0.48
1:A:213:THR:HB	1:A:215:LYS:CB	2.42	0.48
1:A:213:THR:OG1	1:A:214:PHE:N	2.47	0.48
1:A:276:ARG:CA	1:A:278:THR:HG23	2.16	0.48
1:A:294:TYR:CE2	1:A:516:LEU:HG	2.46	0.48
1:A:467:VAL:O	1:A:467:VAL:HG13	2.12	0.48
1:A:547:GLU:O	1:A:551:TYR:HB2	2.12	0.48
1:B:53:LEU:CD2	1:B:571:HIS:ND1	2.50	0.48
1:B:101:GLU:O	1:B:105:LYS:HB2	2.14	0.48
1:B:102:ILE:O	1:B:106:LEU:HD23	2.13	0.48
1:B:180:TYR:CE2	1:B:488:ALA:O	2.67	0.48
1:B:258:GLY:HA3	1:B:294:TYR:CE1	2.49	0.48
1:B:317:ILE:C	1:B:320:TRP:H	2.02	0.48
1:B:437:MET:HE2	1:B:550:ALA:CA	2.42	0.48
1:B:650:ALA:C	1:B:653:THR:HG1	2.10	0.48
1:B:664:ASP:O	1:B:668:MET:HB2	2.13	0.48
1:B:708:ILE:HD12	1:B:709:ASP:HA	1.94	0.48
1:B:756:LEU:CD1	1:B:757:GLY:N	2.76	0.48
1:A:89:PHE:HE2	1:A:146:PHE:CD2	2.20	0.48
1:A:92:TYR:C	1:A:95:SER:HG	2.14	0.48
1:A:194:ASP:O	1:A:198:MET:CB	2.61	0.48
1:A:231:ASN:O	1:A:235:THR:CB	2.62	0.48
1:A:241:ARG:CG	1:A:243:ASN:OD1	2.62	0.48
1:A:250:VAL:O	1:A:253:VAL:CG1	2.61	0.48
1:A:252:SER:CB	1:A:308:PHE:CE1	2.96	0.48
1:A:314:SER:HB2	1:A:318:ILE:O	2.12	0.48
1:A:374:THR:HG22	1:A:620:ARG:HH12	1.79	0.48
1:A:413:PHE:CD1	1:A:413:PHE:C	2.86	0.48
1:A:417:ARG:NH1	1:A:417:ARG:CG	2.73	0.48
1:A:477:ASN:OD1	1:A:478:ASP:N	2.46	0.48

*Continued on next page...*

*Continued from previous page...*

Atom-1	Atom-2	Interatomic distance (Å)	Clash overlap (Å)
1:B:7:LYS:HZ2	1:B:531:GLY:C	1.97	0.48
1:B:9:LEU:CD2	1:B:16:LEU:CB	2.85	0.48
1:B:173:ARG:HG3	1:B:566:LEU:HD11	1.95	0.48
1:B:270:ASP:N	1:B:271:PRO:CD	2.76	0.48
1:B:282:ASP:OD1	1:B:283:GLN:NE2	2.46	0.48
1:B:294:TYR:HE2	1:B:516:LEU:CG	2.27	0.48
1:B:308:PHE:CZ	1:B:318:ILE:CA	2.84	0.48
1:B:317:ILE:CG2	1:B:320:TRP:CE2	2.93	0.48
1:B:726:TRP:CZ3	1:B:729:LEU:CB	2.96	0.48
1:A:59:GLY:CA	1:A:155:CYS:SG	2.98	0.48
1:A:62:ASP:CG	1:A:65:MET:HB2	2.34	0.48
1:A:105:LYS:NZ	1:A:138:LEU:HD12	2.28	0.48
1:A:285:ARG:O	1:A:288:LEU:HD22	2.14	0.48
1:A:347:SER:OG	1:A:348:ALA:HA	2.14	0.48
1:A:383:ASN:C	1:A:384:GLN:O	2.48	0.48
1:A:493:TYR:CZ	1:A:549:ILE:CB	2.97	0.48
1:A:523:ARG:NH1	1:A:525:GLU:N	2.60	0.48
1:A:524:THR:N	1:A:539:SER:HA	2.29	0.48
1:A:542:THR:CG2	1:A:545:PRO:HA	2.43	0.48
1:A:553:LYS:CE	1:A:554:PRO:CD	2.85	0.48
1:A:605:GLU:CG	1:A:607:LYS:HZ2	2.26	0.48
1:B:12:SER:O	1:B:463:ARG:HB3	2.13	0.48
1:B:14:ARG:CB	1:B:465:GLY:CA	2.85	0.48
1:B:36:LEU:HB3	1:B:37:PRO:CD	2.43	0.48
1:B:40:PHE:N	1:B:286:SER:OG	2.47	0.48
1:B:68:ARG:NH1	1:B:68:ARG:CB	2.76	0.48
1:B:171:VAL:HG22	1:B:578:TRP:HE3	1.77	0.48
1:B:268:GLU:HG3	1:B:305:GLU:OE2	2.14	0.48
1:B:272:SER:O	1:B:276:ARG:CD	2.60	0.48
1:B:275:LEU:CD1	1:B:316:THR:N	2.74	0.48
1:B:282:ASP:C	1:B:285:ARG:HG3	2.33	0.48
1:B:340:THR:HB	1:B:342:TYR:CZ	2.49	0.48
1:B:349:ILE:CD1	1:B:353:GLY:CA	2.85	0.48
1:B:361:TYR:CD1	1:B:361:TYR:C	2.87	0.48
1:B:526:LEU:CD2	1:B:527:ARG:NH1	2.73	0.48
1:B:618:ARG:HG2	1:B:618:ARG:HH11	1.79	0.48
1:B:661:LEU:CD2	1:B:662:ALA:N	2.73	0.48
1:B:693:LEU:CG	1:B:697:ARG:HH12	2.20	0.48
1:A:24:GLU:HA	1:A:26:LYS:HB2	1.93	0.48
1:A:108:ALA:O	1:A:112:GLY:C	2.52	0.48
1:A:187:VAL:CA	1:A:190:VAL:CG2	2.85	0.48

*Continued on next page...*



*Continued from previous page...*

Atom-1	Atom-2	Interatomic distance (Å)	Clash overlap (Å)
1:A:196:ARG:HH11	1:A:328:VAL:CG1	2.26	0.48
1:A:281:ILE:O	1:A:284:LEU:N	2.46	0.48
1:A:287:ASN:ND2	1:A:287:ASN:O	2.46	0.48
1:A:375:PRO:HD2	1:A:620:ARG:HD2	1.96	0.48
1:A:476:SER:O	1:A:478:ASP:CA	2.61	0.48
1:A:532:TYR:CE1	1:A:533:ASN:ND2	2.82	0.48
1:B:14:ARG:HG3	1:B:465:GLY:HA3	1.95	0.48
1:B:69:LEU:HG	1:B:172:TYR:CZ	2.49	0.48
1:B:72:GLN:CD	1:B:174:VAL:HG12	2.35	0.48
1:B:145:LEU:HD13	1:B:146:PHE:CD1	2.48	0.48
1:B:373:PHE:HB2	1:B:622:ARG:O	2.14	0.48
1:B:471:LEU:HB2	1:B:476:SER:OG	2.13	0.48
1:B:552:ASN:CA	1:B:553:LYS:CE	2.86	0.48
1:B:577:ILE:CD1	1:B:578:TRP:CE3	2.96	0.48
1:B:604:ALA:HB1	1:B:697:ARG:CB	2.43	0.48
1:B:623:ILE:HD13	1:B:623:ILE:C	2.34	0.48
1:B:655:ARG:HA	1:B:655:ARG:CZ	2.44	0.48
1:A:25:LEU:H	1:A:26:LYS:HZ3	1.60	0.48
1:A:143:HIS:HD2	1:A:146:PHE:CZ	2.32	0.48
1:A:303:ARG:NE	1:A:304:ALA:N	2.59	0.48
1:A:417:ARG:HG3	1:A:643:ASP:OD2	2.13	0.48
1:A:502:VAL:N	1:A:518:LEU:CD1	2.76	0.48
1:A:522:VAL:O	1:A:539:SER:HB2	2.14	0.48
1:A:566:LEU:HD13	1:A:568:LEU:CB	2.44	0.48
1:A:568:LEU:HD12	1:A:569:ALA:H	1.78	0.48
1:A:589:TYR:CE2	1:A:591:ASP:CB	2.85	0.48
1:A:630:HIS:HB2	1:A:737:LEU:HD11	1.71	0.48
1:B:123:VAL:CG2	1:B:124:GLY:N	2.75	0.48
1:B:313:LEU:CA	1:B:316:THR:CB	2.90	0.48
1:B:370:ILE:CD1	1:B:401:LEU:HD12	2.44	0.48
1:B:533:ASN:HB2	1:B:535:ILE:HD11	1.96	0.48
1:B:535:ILE:HD11	1:B:540:ILE:C	2.34	0.48
1:B:575:ILE:HB	1:B:576:HIS:CA	2.43	0.48
1:B:575:ILE:HB	1:B:576:HIS:CB	2.44	0.48
1:B:702:MET:HA	1:B:702:MET:HE3	1.92	0.48
1:B:744:GLU:HA	1:B:747:THR:CG2	2.43	0.48
1:A:36:LEU:CG	1:A:263:PRO:N	2.77	0.47
1:A:127:PRO:C	1:A:166:PRO:CG	2.81	0.47
1:A:206:ASP:N	1:A:206:ASP:OD1	2.45	0.47
1:A:262:SER:CB	1:A:516:LEU:CD2	2.87	0.47
1:A:272:SER:HB2	1:A:275:LEU:CB	2.44	0.47

*Continued on next page...*

*Continued from previous page...*

Atom-1	Atom-2	Interatomic distance (Å)	Clash overlap (Å)
1:A:278:THR:CG2	1:A:281:ILE:CG2	2.85	0.47
1:A:337:ASN:N	1:A:338:GLU:OE1	2.47	0.47
1:A:583:ALA:O	1:A:584:SER:HB2	2.13	0.47
1:B:54:TRP:NE1	1:B:69:LEU:HD21	2.27	0.47
1:B:173:ARG:C	1:B:174:VAL:HG13	2.34	0.47
1:B:281:ILE:HA	1:B:284:LEU:HB3	1.95	0.47
1:B:505:GLU:CA	1:B:506:HIS:C	2.82	0.47
1:B:520:TRP:C	1:B:541:ARG:HD2	2.34	0.47
1:A:221:ALA:O	1:A:222:PRO:C	2.52	0.47
1:A:299:LYS:HB3	1:A:300:GLN:HE22	1.78	0.47
1:A:345:GLN:NE2	1:A:346:THR:H	2.10	0.47
1:A:523:ARG:CZ	1:A:525:GLU:N	2.77	0.47
1:A:595:VAL:HG21	1:A:698:ILE:HG13	1.96	0.47
1:B:30:SER:HB2	1:B:517:TYR:CD2	2.48	0.47
1:B:171:VAL:HG21	1:B:575:ILE:HD13	1.95	0.47
1:B:245:ASP:O	1:B:248:ALA:HB3	2.13	0.47
1:B:471:LEU:CD1	1:B:479:LEU:HB3	2.45	0.47
1:B:540:ILE:HG21	1:B:548:ALA:HA	1.96	0.47
1:B:632:ILE:CG2	1:B:633:ILE:N	2.78	0.47
1:A:10:ASN:CA	1:A:14:ARG:HB2	2.43	0.47
1:A:36:LEU:HG	1:A:263:PRO:N	2.28	0.47
1:A:41:THR:O	1:A:336:ILE:HG13	2.13	0.47
1:A:294:TYR:CZ	1:A:516:LEU:CG	2.88	0.47
1:A:310:ASP:CB	1:A:313:LEU:CD1	2.85	0.47
1:A:322:ILE:HG13	1:A:324:ALA:H	1.79	0.47
1:A:491:MET:HE1	1:A:520:TRP:CH2	2.48	0.47
1:A:595:VAL:HG21	1:A:698:ILE:CD1	2.44	0.47
1:A:618:ARG:HB3	1:A:618:ARG:NH1	2.29	0.47
1:A:729:LEU:CD2	1:A:738:LEU:HD11	2.42	0.47
1:B:97:ALA:O	1:B:100:PRO:CD	2.62	0.47
1:B:117:ALA:HA	1:B:222:PRO:CG	2.44	0.47
1:B:184:TYR:CA	1:B:187:VAL:HG22	2.31	0.47
1:B:361:TYR:O	1:B:440:GLY:C	2.53	0.47
1:B:383:ASN:O	1:B:385:ARG:CG	2.63	0.47
1:B:575:ILE:HB	1:B:576:HIS:C	2.34	0.47
1:B:702:MET:HE2	1:B:702:MET:CA	2.44	0.47
1:B:725:ILE:HA	1:B:728:GLY:H	1.79	0.47
1:A:288:LEU:C	1:A:290:LEU:N	2.67	0.47
1:A:479:LEU:HB3	1:A:483:MET:CE	2.44	0.47
1:B:42:ARG:N	1:B:43:THR:CB	2.77	0.47
1:B:63:PRO:HB2	1:B:196:ARG:HD2	1.97	0.47

*Continued on next page...*

*Continued from previous page...*

Atom-1	Atom-2	Interatomic distance (Å)	Clash overlap (Å)
1:B:106:LEU:CD1	1:B:154:VAL:CG1	2.90	0.47
1:B:180:TYR:HH	1:B:492:HIS:CG	2.12	0.47
1:B:384:GLN:C	1:B:385:ARG:HG2	2.35	0.47
1:B:452:ASP:C	1:B:453:ARG:HH11	2.16	0.47
1:B:594:SER:CB	1:B:603:THR:HA	2.44	0.47
1:B:705:ARG:CA	1:B:708:ILE:HG13	2.45	0.47
1:A:24:GLU:OE2	1:A:508:GLY:CA	2.62	0.47
1:A:173:ARG:HG2	1:A:579:PRO:CA	2.44	0.47
1:A:294:TYR:C	1:A:294:TYR:CD1	2.88	0.47
1:A:333:LEU:HD13	1:A:334:ARG:N	2.30	0.47
1:A:413:PHE:CZ	1:A:639:TRP:CH2	2.84	0.47
1:A:527:ARG:HH12	1:A:528:ILE:HD11	1.76	0.47
1:B:83:ASP:HA	1:B:191:ARG:CD	2.43	0.47
1:B:114:SER:HB3	1:B:223:ALA:HB2	1.96	0.47
1:B:153:PHE:CZ	1:B:202:LEU:CB	2.84	0.47
1:B:294:TYR:HE2	1:B:516:LEU:CD1	2.27	0.47
1:B:349:ILE:HG23	1:B:421:TYR:HE2	1.80	0.47
1:B:358:VAL:HG21	1:B:438:THR:H	1.75	0.47
1:B:385:ARG:H	1:B:577:ILE:HG21	1.80	0.47
1:B:426:GLN:NE2	1:B:427:ARG:NE	2.62	0.47
1:B:479:LEU:HD12	1:B:483:MET:SD	2.55	0.47
1:B:584:SER:OG	1:B:625:LYS:HE3	2.14	0.47
1:B:733:GLN:CG	1:B:734:MET:HE1	2.43	0.47
1:A:322:ILE:HG22	1:A:325:MET:CE	2.44	0.47
1:A:334:ARG:CG	1:A:338:GLU:OE2	2.62	0.47
1:A:355:PRO:HB3	1:A:529:PRO:HG2	1.96	0.47
1:A:432:SER:O	1:A:433:ASN:HB2	2.14	0.47
1:A:624:LEU:CD1	1:A:626:PRO:CG	2.86	0.47
1:A:713:ASP:O	1:A:714:LEU:HD23	2.13	0.47
1:B:206:ASP:OD1	1:B:210:LEU:HD23	2.14	0.47
1:B:439:LEU:HD23	1:B:439:LEU:O	2.15	0.47
1:B:467:VAL:HG13	1:B:469:GLU:HB2	1.95	0.47
1:B:593:TYR:CE1	1:B:595:VAL:HB	2.49	0.47
1:B:726:TRP:HE3	1:B:726:TRP:O	1.97	0.47
1:B:735:MET:HE3	1:B:737:LEU:HD11	1.89	0.47
1:B:738:LEU:HD22	1:B:738:LEU:N	2.29	0.47
1:A:29:LEU:H	1:A:29:LEU:CD2	2.27	0.47
1:A:60:ASN:CA	1:A:156:HIS:CD2	2.86	0.47
1:A:118:ILE:HG23	1:A:118:ILE:O	2.14	0.47
1:A:128:PRO:CA	1:A:129:THR:HB	2.45	0.47
1:A:170:TYR:CE2	1:A:578:TRP:CZ2	3.01	0.47

*Continued on next page...*

*Continued from previous page...*

Atom-1	Atom-2	Interatomic distance (Å)	Clash overlap (Å)
1:A:259:ARG:O	1:A:261:TRP:N	2.47	0.47
1:A:265:THR:CG2	1:A:267:LYS:CB	2.92	0.47
1:A:292:ILE:HG21	1:A:295:GLN:HG2	1.86	0.47
1:A:300:GLN:NE2	1:A:300:GLN:N	2.60	0.47
1:A:349:ILE:CD1	1:A:356:SER:HB2	2.44	0.47
1:A:351:HIS:ND1	1:A:427:ARG:HB2	2.29	0.47
1:A:393:ILE:HD13	1:A:393:ILE:H	1.80	0.47
1:A:418:THR:O	1:A:421:TYR:CD1	2.67	0.47
1:A:440:GLY:HA3	1:A:635:MET:HE3	1.95	0.47
1:A:461:ALA:O	1:A:464:THR:CA	2.61	0.47
1:A:510:ALA:HB1	1:A:511:ALA:HA	1.96	0.47
1:A:520:TRP:HE3	1:A:542:THR:O	1.98	0.47
1:A:544:GLU:CB	1:A:545:PRO:CA	2.89	0.47
1:B:14:ARG:O	1:B:15:GLY:C	2.53	0.47
1:B:24:GLU:HB2	1:B:506:HIS:CE1	2.50	0.47
1:B:107:THR:N	1:B:110:ILE:HG13	2.28	0.47
1:B:222:PRO:O	1:B:223:ALA:HB3	2.14	0.47
1:B:267:LYS:HA	1:B:269:LEU:C	2.34	0.47
1:B:294:TYR:CE2	1:B:516:LEU:CD2	2.85	0.47
1:B:350:ASP:CB	1:B:427:ARG:O	2.61	0.47
1:B:370:ILE:HG22	1:B:623:ILE:HD12	1.97	0.47
1:B:448:ASP:CG	1:B:453:ARG:HG3	2.35	0.47
1:B:471:LEU:HD13	1:B:479:LEU:CB	2.45	0.47
1:B:523:ARG:CZ	1:B:523:ARG:CB	2.86	0.47
1:B:583:ALA:N	1:B:584:SER:CA	2.78	0.47
1:B:584:SER:OG	1:B:625:LYS:CE	2.62	0.47
1:A:3:ASN:HD21	1:A:439:LEU:HD21	1.77	0.47
1:A:8:ASP:O	1:A:11:GLY:N	2.48	0.47
1:A:13:ALA:O	1:A:15:GLY:N	2.48	0.47
1:A:51:GLU:N	1:A:564:LYS:HE2	2.29	0.47
1:A:237:PHE:CA	1:A:240:SER:CB	2.85	0.47
1:A:241:ARG:HG3	1:A:242:GLY:H	1.79	0.47
1:A:257:LEU:CG	1:A:261:TRP:CH2	2.98	0.47
1:A:345:GLN:CG	1:A:346:THR:N	2.78	0.47
1:A:453:ARG:O	1:A:454:ASP:HB3	2.14	0.47
1:A:505:GLU:OE2	1:A:507:GLN:CA	2.61	0.47
1:A:544:GLU:CD	1:A:547:GLU:HG3	2.36	0.47
1:A:675:LEU:HD23	1:A:675:LEU:HA	1.73	0.47
1:A:758:MET:SD	1:A:759:VAL:C	2.93	0.47
1:B:142:GLU:CD	1:B:143:HIS:H	2.17	0.47
1:B:205:VAL:CG2	1:B:232:ALA:CB	2.84	0.47

*Continued on next page...*

*Continued from previous page...*

Atom-1	Atom-2	Interatomic distance (Å)	Clash overlap (Å)
1:B:211:GLN:NE2	1:B:214:PHE:CZ	2.83	0.47
1:B:349:ILE:CD1	1:B:351:HIS:N	2.73	0.47
1:B:519:VAL:HA	1:B:543:PRO:HA	1.97	0.47
1:B:569:ALA:C	1:B:572:THR:HB	2.34	0.47
1:B:617:ARG:CG	1:B:617:ARG:NH1	2.73	0.47
1:A:94:GLN:HE22	1:A:237:PHE:HE1	1.54	0.47
1:A:135:LEU:CD1	1:A:151:THR:HG22	2.23	0.47
1:A:190:VAL:HA	1:A:323:GLU:HB2	1.97	0.47
1:A:232:ALA:C	1:A:236:ALA:N	2.57	0.47
1:A:252:SER:HB2	1:A:308:PHE:HE1	1.80	0.47
1:A:259:ARG:HA	1:A:259:ARG:HD3	1.56	0.47
1:A:347:SER:OG	1:A:554:PRO:HB3	2.15	0.47
1:A:410:VAL:C	1:A:412:ALA:N	2.66	0.47
1:A:458:ALA:C	1:A:460:ALA:H	2.18	0.47
1:B:125:LYS:HA	1:B:128:PRO:CG	2.45	0.47
1:B:309:SER:HB3	1:B:315:SER:OG	2.14	0.47
1:B:312:GLU:HG3	1:B:313:LEU:N	2.27	0.47
1:B:350:ASP:OD2	1:B:430:VAL:N	2.48	0.47
1:B:358:VAL:O	1:B:359:VAL:HB	2.15	0.47
1:B:362:GLU:OE1	1:B:442:PRO:CA	2.63	0.47
1:B:386:PHE:O	1:B:387:LEU:C	2.51	0.47
1:B:400:THR:C	1:B:403:PRO:HD2	2.35	0.47
1:B:472:GLU:CB	1:B:475:ALA:HB3	2.45	0.47
1:B:500:GLU:C	1:B:520:TRP:HB3	2.34	0.47
1:B:583:ALA:N	1:B:584:SER:HA	2.29	0.47
1:B:670:ASN:CG	1:B:674:LEU:HD12	2.34	0.47
1:A:13:ALA:C	1:A:15:GLY:N	2.67	0.47
1:A:21:ALA:O	1:A:299:LYS:CG	2.61	0.47
1:A:27:ASN:ND2	1:A:28:GLN:N	2.63	0.47
1:A:71:PHE:CD2	1:A:329:SER:HB2	2.49	0.47
1:A:209:MET:CG	1:A:210:LEU:N	2.72	0.47
1:A:257:LEU:CD2	1:A:261:TRP:CH2	2.98	0.47
1:A:291:PHE:CG	1:A:292:ILE:N	2.82	0.47
1:A:319:PRO:HD2	1:A:320:TRP:N	2.25	0.47
1:A:338:GLU:O	1:A:339:THR:C	2.50	0.47
1:A:462:LEU:CG	1:A:483:MET:SD	3.02	0.47
1:B:14:ARG:CG	1:B:465:GLY:HA2	2.45	0.47
1:B:61:ILE:HG12	1:B:156:HIS:HA	1.96	0.47
1:B:80:LEU:HG	1:B:84:GLU:CG	2.45	0.47
1:B:119:LYS:HZ1	1:B:217:LYS:HB3	1.74	0.47
1:B:146:PHE:HB2	1:B:150:THR:HG23	1.97	0.47

*Continued on next page...*

*Continued from previous page...*

Atom-1	Atom-2	Interatomic distance (Å)	Clash overlap (Å)
1:B:275:LEU:HD12	1:B:312:GLU:O	2.15	0.47
1:B:354:GLN:HA	1:B:355:PRO:HD3	1.64	0.47
1:B:361:TYR:HD1	1:B:361:TYR:C	2.19	0.47
1:B:361:TYR:CB	1:B:414:VAL:CB	2.93	0.47
1:B:361:TYR:HE1	1:B:441:PHE:CE2	2.29	0.47
1:B:437:MET:CE	1:B:550:ALA:CA	2.85	0.47
1:B:609:PHE:HD1	1:B:609:PHE:N	2.13	0.47
1:B:623:ILE:O	1:B:623:ILE:HD13	2.14	0.47
1:B:647:LEU:HD21	1:B:663:ILE:HD13	1.97	0.47
1:B:757:GLY:CA	1:B:758:MET:C	2.83	0.47
1:A:183:PHE:O	1:A:186:LEU:HD13	2.15	0.46
1:A:189:CYS:CA	1:A:323:GLU:HG3	2.44	0.46
1:A:210:LEU:HB3	1:A:224:LEU:HD21	1.96	0.46
1:A:272:SER:N	1:A:276:ARG:NH1	2.63	0.46
1:A:281:ILE:CG1	1:A:282:ASP:N	2.78	0.46
1:A:421:TYR:CD1	1:A:421:TYR:N	2.81	0.46
1:A:573:THR:HG23	1:A:574:SER:N	2.30	0.46
1:A:580:TRP:CD1	1:A:581:HIS:HA	2.47	0.46
1:A:714:LEU:O	1:A:714:LEU:HG	2.13	0.46
1:B:22:ILE:CG2	1:B:517:TYR:CE1	2.91	0.46
1:B:178:ALA:CB	1:B:447:ARG:HH21	2.28	0.46
1:B:199:LEU:O	1:B:202:LEU:N	2.47	0.46
1:B:600:LYS:NZ	1:B:707:LEU:HD21	2.29	0.46
1:A:40:PHE:O	1:A:286:SER:O	2.32	0.46
1:A:183:PHE:HA	1:A:186:LEU:CD1	2.44	0.46
1:A:294:TYR:CZ	1:A:515:SER:N	2.83	0.46
1:A:342:TYR:HD1	1:A:362:GLU:OE2	1.98	0.46
1:A:422:GLU:HG3	1:B:116:ARG:CB	2.46	0.46
1:A:680:MET:O	1:A:683:THR:O	2.33	0.46
1:A:718:ILE:HG22	1:A:722:ARG:HG2	1.97	0.46
1:B:22:ILE:HG12	1:B:517:TYR:CD1	2.50	0.46
1:B:103:TRP:CZ2	1:B:230:ALA:O	2.68	0.46
1:B:156:HIS:CG	1:B:206:ASP:OD1	2.68	0.46
1:B:246:ALA:CA	1:B:249:VAL:HG12	2.44	0.46
1:B:362:GLU:CD	1:B:442:PRO:N	2.68	0.46
1:B:620:ARG:O	1:B:621:VAL:CB	2.62	0.46
1:B:668:MET:CG	1:B:671:ALA:CB	2.93	0.46
1:A:8:ASP:C	1:A:11:GLY:H	2.17	0.46
1:A:24:GLU:CA	1:A:26:LYS:HE2	2.38	0.46
1:A:232:ALA:HA	1:A:235:THR:CG2	2.46	0.46
1:A:268:GLU:CG	1:A:269:LEU:N	2.64	0.46

*Continued on next page...*

*Continued from previous page...*

Atom-1	Atom-2	Interatomic distance (Å)	Clash overlap (Å)
1:A:303:ARG:HG3	1:A:304:ALA:N	2.30	0.46
1:A:455:PRO:CA	1:A:458:ALA:HB3	2.46	0.46
1:A:478:ASP:HA	1:A:481:ARG:HB3	1.96	0.46
1:A:503:VAL:HG11	1:A:517:TYR:C	2.36	0.46
1:A:601:ARG:HA	1:A:601:ARG:NE	2.29	0.46
1:A:627:THR:O	1:A:629:ALA:N	2.49	0.46
1:A:733:GLN:NE2	1:A:733:GLN:CA	2.76	0.46
1:B:102:ILE:HG13	1:B:103:TRP:HZ3	1.79	0.46
1:B:257:LEU:O	1:B:260:LEU:HB3	2.14	0.46
1:B:258:GLY:O	1:B:262:SER:N	2.48	0.46
1:B:269:LEU:C	1:B:271:PRO:HD2	2.34	0.46
1:B:552:ASN:CA	1:B:553:LYS:HZ3	2.28	0.46
1:B:597:ILE:CG1	1:B:713:ASP:O	2.64	0.46
1:B:678:ILE:CD1	1:B:679:GLU:N	2.77	0.46
1:A:40:PHE:HE2	1:A:291:PHE:CB	2.25	0.46
1:A:145:LEU:C	1:A:148:HIS:H	2.19	0.46
1:A:182:ASN:HA	1:A:484:PHE:CD2	2.48	0.46
1:A:197:ARG:C	1:A:199:LEU:H	2.14	0.46
1:A:386:PHE:CE1	1:A:576:HIS:HD2	2.33	0.46
1:A:571:HIS:O	1:A:572:THR:C	2.50	0.46
1:A:695:GLN:O	1:A:699:VAL:HG23	2.15	0.46
1:B:24:GLU:HG3	1:B:28:GLN:HG3	1.97	0.46
1:B:73:TYR:O	1:B:77:GLY:N	2.48	0.46
1:B:176:ARG:HH22	1:B:447:ARG:CA	2.29	0.46
1:B:184:TYR:CA	1:B:187:VAL:CG2	2.85	0.46
1:B:191:ARG:HA	1:B:194:ASP:OD2	2.15	0.46
1:B:262:SER:HB2	1:B:269:LEU:CG	2.46	0.46
1:B:269:LEU:CD1	1:B:271:PRO:CD	2.85	0.46
1:B:368:LYS:CB	1:B:369:GLU:OE1	2.62	0.46
1:B:471:LEU:HB2	1:B:476:SER:CB	2.45	0.46
1:B:604:ALA:HB2	1:B:698:ILE:CG2	2.26	0.46
1:B:668:MET:SD	1:B:671:ALA:CB	2.94	0.46
1:B:694:ALA:N	1:B:697:ARG:HH22	2.13	0.46
1:A:89:PHE:CD2	1:A:146:PHE:CE2	3.03	0.46
1:A:449:TYR:OH	1:A:737:LEU:HD21	2.14	0.46
1:A:517:TYR:O	1:A:517:TYR:CD1	2.69	0.46
1:A:530:VAL:CG2	1:A:551:TYR:HE2	2.28	0.46
1:A:544:GLU:CG	1:A:547:GLU:CG	2.93	0.46
1:A:548:ALA:O	1:A:552:ASN:HB2	1.64	0.46
1:A:606:VAL:C	1:A:607:LYS:NZ	2.69	0.46
1:B:14:ARG:HH12	1:B:17:THR:CG2	2.28	0.46

*Continued on next page...*



*Continued from previous page...*

Atom-1	Atom-2	Interatomic distance (Å)	Clash overlap (Å)
1:B:103:TRP:NE1	1:B:231:ASN:N	2.63	0.46
1:B:211:GLN:O	1:B:214:PHE:CE1	2.67	0.46
1:B:288:LEU:CD1	1:B:495:VAL:HG21	2.45	0.46
1:B:349:ILE:CD1	1:B:351:HIS:CA	2.93	0.46
1:B:600:LYS:HZ1	1:B:707:LEU:HD21	1.80	0.46
1:B:630:HIS:CD2	1:B:738:LEU:HD13	2.51	0.46
1:B:674:LEU:O	1:B:677:LYS:HB2	2.15	0.46
1:A:34:LEU:HD21	1:A:35:GLN:CD	2.35	0.46
1:A:126:VAL:HG22	1:A:166:PRO:HD3	1.96	0.46
1:A:365:GLN:N	1:A:562:GLN:CA	2.65	0.46
1:A:523:ARG:CA	1:A:538:GLY:C	2.81	0.46
1:A:597:ILE:HG12	1:A:602:TYR:CZ	2.46	0.46
1:A:624:LEU:HD12	1:A:626:PRO:HG2	1.95	0.46
1:A:758:MET:SD	1:A:758:MET:C	2.94	0.46
1:B:4:LEU:HD12	1:B:4:LEU:N	2.29	0.46
1:B:42:ARG:CA	1:B:43:THR:HB	2.45	0.46
1:B:61:ILE:O	1:B:62:ASP:HB3	2.16	0.46
1:B:98:CYS:C	1:B:100:PRO:CD	2.84	0.46
1:B:118:ILE:O	1:B:221:ALA:HA	2.15	0.46
1:B:163:PHE:HB3	1:B:164:ILE:HB	1.96	0.46
1:B:251:SER:HA	1:B:301:ARG:HH22	1.80	0.46
1:B:262:SER:HB3	1:B:269:LEU:HG	1.97	0.46
1:B:373:PHE:HE2	1:B:583:ALA:HA	0.83	0.46
1:B:376:VAL:N	1:B:386:PHE:N	2.60	0.46
1:B:448:ASP:HA	1:B:453:ARG:HD3	1.98	0.46
1:B:500:GLU:HB3	1:B:520:TRP:HB3	1.97	0.46
1:B:523:ARG:N	1:B:539:SER:OG	2.48	0.46
1:B:715:HIS:HA	1:B:719:ASN:ND2	2.30	0.46
1:A:81:SER:O	1:A:84:GLU:CA	2.64	0.46
1:A:115:ASN:CG	1:A:116:ARG:N	2.68	0.46
1:A:126:VAL:HG22	1:A:165:LEU:CB	2.31	0.46
1:A:263:PRO:HD2	1:A:516:LEU:HD22	1.98	0.46
1:A:408:PHE:CE1	1:A:636:TRP:CE2	2.96	0.46
1:A:439:LEU:HB2	1:A:441:PHE:HE1	1.80	0.46
1:A:448:ASP:O	1:A:452:ASP:N	2.49	0.46
1:A:520:TRP:CE2	1:A:545:PRO:HG2	2.50	0.46
1:A:540:ILE:HG13	1:A:551:TYR:CE2	2.50	0.46
1:A:669:GLN:CG	1:A:670:ASN:N	2.77	0.46
1:A:729:LEU:HD21	1:A:738:LEU:HD13	1.93	0.46
1:A:744:GLU:O	1:A:747:THR:CG2	2.59	0.46
1:B:14:ARG:HA	1:B:17:THR:HG23	1.97	0.46

*Continued on next page...*

*Continued from previous page...*

Atom-1	Atom-2	Interatomic distance (Å)	Clash overlap (Å)
1:B:16:LEU:O	1:B:487:TYR:HE2	1.98	0.46
1:B:118:ILE:HG23	1:B:120:ALA:HB2	1.97	0.46
1:B:132:LEU:CD1	1:B:150:THR:C	2.85	0.46
1:B:209:MET:CG	1:B:225:ILE:HG22	2.44	0.46
1:B:220:LEU:HD23	1:B:224:LEU:CD1	2.37	0.46
1:B:282:ASP:HA	1:B:285:ARG:NE	2.31	0.46
1:B:408:PHE:O	1:B:410:VAL:HG13	2.15	0.46
1:B:592:ALA:CA	1:B:726:TRP:CH2	2.94	0.46
1:B:691:VAL:HA	1:B:723:ILE:HD11	1.96	0.46
1:B:726:TRP:HZ3	1:B:729:LEU:CB	2.29	0.46
1:A:55:GLU:HG3	1:A:170:TYR:H	1.79	0.46
1:A:183:PHE:O	1:A:187:VAL:HG23	2.15	0.46
1:A:234:THR:C	1:A:237:PHE:N	2.68	0.46
1:A:287:ASN:C	1:A:289:ALA:N	2.69	0.46
1:A:349:ILE:HD12	1:A:357:HIS:N	2.21	0.46
1:A:436:GLU:OE1	1:A:439:LEU:HD13	2.14	0.46
1:A:532:TYR:CE1	1:A:543:PRO:CD	2.99	0.46
1:A:615:GLY:HA2	1:A:616:GLN:HA	1.61	0.46
1:A:660:LYS:CG	1:A:661:LEU:N	2.79	0.46
1:A:674:LEU:HA	1:A:677:LYS:HZ1	1.75	0.46
1:A:739:SER:CA	1:A:742:GLU:OE2	2.63	0.46
1:B:33:ALA:O	1:B:35:GLN:OE1	2.34	0.46
1:B:44:PHE:CD2	1:B:333:LEU:CD2	2.98	0.46
1:B:44:PHE:HD1	1:B:333:LEU:HD13	1.73	0.46
1:B:340:THR:O	1:B:342:TYR:CD2	2.67	0.46
1:B:363:ASP:N	1:B:441:PHE:CD2	2.84	0.46
1:B:500:GLU:O	1:B:520:TRP:CG	2.69	0.46
1:B:555:ILE:HA	1:B:556:GLN:NE2	2.31	0.46
1:A:41:THR:HG23	1:A:42:ARG:NH1	2.31	0.46
1:A:75:GLN:CD	1:A:177:THR:OG1	2.51	0.46
1:A:86:VAL:CB	1:A:191:ARG:HD2	2.30	0.46
1:A:201:ALA:O	1:A:204:SER:OG	2.28	0.46
1:A:336:ILE:O	1:A:340:THR:CG2	2.64	0.46
1:A:343:ILE:H	1:A:559:GLU:CD	2.19	0.46
1:A:357:HIS:C	1:A:437:MET:SD	2.94	0.46
1:A:577:ILE:HB	1:A:579:PRO:CD	2.42	0.46
1:A:597:ILE:CG1	1:A:602:TYR:CE1	2.87	0.46
1:A:638:SER:O	1:A:641:VAL:CA	2.64	0.46
1:A:677:LYS:O	1:A:681:ILE:HG12	2.16	0.46
1:A:743:ALA:O	1:A:746:LEU:HB3	2.16	0.46
1:A:747:THR:HG23	1:A:748:LYS:N	2.31	0.46

*Continued on next page...*

*Continued from previous page...*

Atom-1	Atom-2	Interatomic distance (Å)	Clash overlap (Å)
1:B:29:LEU:CD1	1:B:532:TYR:CZ	2.99	0.46
1:B:132:LEU:HD13	1:B:150:THR:C	2.36	0.46
1:B:361:TYR:HB2	1:B:414:VAL:CG1	2.46	0.46
1:B:368:LYS:N	1:B:368:LYS:CD	2.73	0.46
1:A:169:ALA:O	1:A:170:TYR:CD1	2.68	0.46
1:A:177:THR:HA	1:A:447:ARG:NH1	2.13	0.46
1:A:289:ALA:C	1:A:291:PHE:N	2.45	0.46
1:A:345:GLN:HG2	1:A:556:GLN:CA	2.46	0.46
1:A:350:ASP:O	1:A:353:GLY:HA2	2.16	0.46
1:A:527:ARG:NH1	1:A:528:ILE:N	2.60	0.46
1:A:687:GLY:O	1:A:690:ALA:HB3	2.17	0.46
1:B:46:ALA:HB3	1:B:179:THR:O	2.16	0.46
1:B:66:TYR:HA	1:B:69:LEU:HD23	1.97	0.46
1:B:70:PHE:CD1	1:B:85:LEU:HD21	2.50	0.46
1:B:200:THR:C	1:B:203:SER:H	2.19	0.46
1:B:274:ARG:N	1:B:274:ARG:HD3	2.30	0.46
1:B:391:PRO:HA	1:B:395:ASP:OD2	2.16	0.46
1:B:424:VAL:HG21	1:B:430:VAL:CG1	2.44	0.46
1:B:570:ASN:ND2	1:B:571:HIS:N	2.64	0.46
1:B:592:ALA:C	1:B:726:TRP:CZ2	2.89	0.46
1:B:733:GLN:HG2	1:B:740:ARG:HB2	1.97	0.46
1:A:1:GLY:C	1:A:3:ASN:ND2	2.70	0.45
1:A:34:LEU:O	1:A:502:VAL:HG13	2.16	0.45
1:A:61:ILE:HG13	1:A:152:ASP:HB3	1.97	0.45
1:A:417:ARG:NH1	1:A:417:ARG:HG2	2.31	0.45
1:A:419:ALA:O	1:A:421:TYR:CD1	2.69	0.45
1:A:577:ILE:O	1:A:578:TRP:CD1	2.69	0.45
1:A:719:ASN:HA	1:A:722:ARG:HB2	1.97	0.45
1:B:5:LYS:HA	1:B:435:ALA:HB3	1.96	0.45
1:B:38:LEU:CD2	1:B:501:VAL:CA	2.91	0.45
1:B:153:PHE:HE2	1:B:202:LEU:CB	2.29	0.45
1:B:255:THR:OG1	1:B:259:ARG:NH1	2.49	0.45
1:B:260:LEU:HD21	1:B:285:ARG:HB3	1.95	0.45
1:B:262:SER:CB	1:B:269:LEU:HD21	2.45	0.45
1:B:318:ILE:CD1	1:B:318:ILE:H	2.29	0.45
1:B:322:ILE:HG22	1:B:325:MET:SD	2.56	0.45
1:B:501:VAL:HG11	1:B:518:LEU:HB2	1.91	0.45
1:B:540:ILE:HG23	1:B:551:TYR:HD2	1.81	0.45
1:B:591:ASP:O	1:B:726:TRP:HH2	1.99	0.45
1:B:602:TYR:CE1	1:B:701:GLN:O	2.69	0.45
1:B:707:LEU:CD1	1:B:707:LEU:H	2.28	0.45

*Continued on next page...*

*Continued from previous page...*

Atom-1	Atom-2	Interatomic distance (Å)	Clash overlap (Å)
1:B:747:THR:HA	1:B:750:LEU:HD23	1.98	0.45
1:A:35:GLN:HB3	1:A:263:PRO:CB	2.46	0.45
1:A:36:LEU:O	1:A:502:VAL:HB	2.15	0.45
1:A:222:PRO:CA	1:A:224:LEU:H	2.19	0.45
1:A:237:PHE:O	1:A:237:PHE:CD1	2.70	0.45
1:A:338:GLU:O	1:A:340:THR:N	2.50	0.45
1:A:408:PHE:CD1	1:A:408:PHE:N	2.82	0.45
1:A:478:ASP:O	1:A:481:ARG:HB3	2.16	0.45
1:A:633:ILE:HG13	1:A:634:GLN:N	2.31	0.45
1:B:51:GLU:HB2	1:B:564:LYS:HZ1	1.81	0.45
1:B:75:GLN:NE2	1:B:177:THR:HG21	2.31	0.45
1:B:136:ARG:NH1	1:B:147:HIS:NE2	2.64	0.45
1:B:216:ALA:HB1	1:B:217:LYS:O	2.15	0.45
1:B:313:LEU:HA	1:B:314:SER:HA	1.71	0.45
1:B:332:LYS:CD	1:B:334:ARG:HE	2.29	0.45
1:B:361:TYR:HD2	1:B:414:VAL:CG1	2.28	0.45
1:B:575:ILE:HB	1:B:576:HIS:O	2.16	0.45
1:B:680:MET:O	1:B:683:THR:C	2.55	0.45
1:A:21:ALA:C	1:A:299:LYS:NZ	2.69	0.45
1:A:37:PRO:O	1:A:38:LEU:HB2	2.16	0.45
1:A:135:LEU:O	1:A:137:THR:N	2.49	0.45
1:A:188:ASP:OD1	1:A:188:ASP:N	2.48	0.45
1:A:221:ALA:CB	1:A:225:ILE:H	2.26	0.45
1:A:259:ARG:CA	1:A:266:PRO:HG3	2.47	0.45
1:A:523:ARG:N	1:A:539:SER:OG	2.48	0.45
1:A:523:ARG:HA	1:A:538:GLY:C	2.37	0.45
1:A:546:LEU:O	1:A:550:ALA:N	2.49	0.45
1:A:663:ILE:CG1	1:A:664:ASP:N	2.79	0.45
1:B:75:GLN:C	1:B:77:GLY:H	2.19	0.45
1:B:102:ILE:HG22	1:B:135:LEU:HG	1.99	0.45
1:B:131:ILE:C	1:B:133:GLU:H	2.18	0.45
1:B:322:ILE:O	1:B:326:SER:OG	2.35	0.45
1:B:453:ARG:NH1	1:B:453:ARG:HA	2.32	0.45
1:B:471:LEU:CG	1:B:476:SER:HA	2.44	0.45
1:B:526:LEU:HD23	1:B:527:ARG:N	2.06	0.45
1:B:625:LYS:N	1:B:625:LYS:CE	2.78	0.45
1:A:37:PRO:C	1:A:501:VAL:HG21	2.37	0.45
1:A:38:LEU:O	1:A:518:LEU:HG	2.15	0.45
1:A:75:GLN:HE22	1:A:177:THR:CG2	2.29	0.45
1:A:195:LEU:HD23	1:A:199:LEU:CB	2.46	0.45
1:A:498:ASN:ND2	1:A:498:ASN:C	2.69	0.45

*Continued on next page...*

*Continued from previous page...*

Atom-1	Atom-2	Interatomic distance (Å)	Clash overlap (Å)
1:A:580:TRP:CD1	1:A:580:TRP:C	2.90	0.45
1:A:652:ARG:HG3	1:A:652:ARG:NH1	2.25	0.45
1:A:653:THR:CG2	1:A:655:ARG:CG	2.95	0.45
1:A:685:GLY:CA	1:A:686:ILE:C	2.84	0.45
1:B:36:LEU:N	1:B:36:LEU:CD1	2.73	0.45
1:B:104:ARG:O	1:B:108:ALA:HB2	2.17	0.45
1:B:171:VAL:CB	1:B:575:ILE:HD13	2.46	0.45
1:B:726:TRP:CE3	1:B:726:TRP:O	2.70	0.45
1:A:73:TYR:O	1:A:73:TYR:CD1	2.70	0.45
1:A:126:VAL:O	1:A:166:PRO:CD	2.64	0.45
1:A:327:GLU:OE1	1:A:333:LEU:HG	2.16	0.45
1:A:359:VAL:CG2	1:A:639:TRP:HZ2	2.27	0.45
1:A:384:GLN:H	1:A:384:GLN:HG2	1.63	0.45
1:A:521:ASN:HD22	1:A:539:SER:CB	2.08	0.45
1:A:534:ALA:C	1:A:535:ILE:CG2	2.84	0.45
1:A:655:ARG:H	1:A:656:ASP:CA	2.30	0.45
1:B:115:ASN:CG	1:B:116:ARG:H	2.19	0.45
1:B:122:ALA:O	1:B:164:ILE:HB	2.16	0.45
1:B:126:VAL:O	1:B:129:THR:OG1	2.35	0.45
1:B:215:LYS:H	1:B:220:LEU:HD13	1.75	0.45
1:B:316:THR:O	1:B:320:TRP:CD1	2.70	0.45
1:B:361:TYR:O	1:B:441:PHE:CD1	2.70	0.45
1:B:375:PRO:O	1:B:385:ARG:NH1	2.50	0.45
1:B:415:LYS:C	1:B:415:LYS:CD	2.85	0.45
1:B:707:LEU:HD13	1:B:707:LEU:N	2.31	0.45
1:A:29:LEU:N	1:A:29:LEU:CD2	2.73	0.45
1:A:270:ASP:O	1:A:272:SER:OG	2.35	0.45
1:A:480:LYS:C	1:A:480:LYS:CD	2.85	0.45
1:A:738:LEU:HA	1:A:742:GLU:HG2	1.99	0.45
1:A:758:MET:CE	1:A:759:VAL:C	2.85	0.45
1:B:14:ARG:O	1:B:17:THR:HG23	2.17	0.45
1:B:24:GLU:C	1:B:25:LEU:CG	2.85	0.45
1:B:41:THR:C	1:B:42:ARG:HG3	2.37	0.45
1:B:43:THR:CG2	1:B:289:ALA:N	2.76	0.45
1:B:61:ILE:CG1	1:B:156:HIS:HA	2.47	0.45
1:B:161:LEU:HD13	1:B:161:LEU:N	2.32	0.45
1:B:191:ARG:HA	1:B:191:ARG:CZ	2.46	0.45
1:B:259:ARG:HB3	1:B:269:LEU:HD13	1.98	0.45
1:B:279:ASN:OD1	1:B:279:ASN:N	2.50	0.45
1:B:350:ASP:CG	1:B:429:THR:N	2.70	0.45
1:B:412:ALA:CA	1:B:415:LYS:HB3	2.44	0.45

*Continued on next page...*

*Continued from previous page...*

Atom-1	Atom-2	Interatomic distance (Å)	Clash overlap (Å)
1:B:463:ARG:NH1	1:B:463:ARG:HB2	2.32	0.45
1:B:522:VAL:C	1:B:539:SER:CB	2.85	0.45
1:B:580:TRP:CG	1:B:581:HIS:N	2.85	0.45
1:B:687:GLY:O	1:B:690:ALA:HB3	2.17	0.45
1:B:735:MET:HG3	1:B:737:LEU:HD11	1.97	0.45
1:A:40:PHE:CE2	1:A:291:PHE:N	2.68	0.45
1:A:142:GLU:OE1	1:A:143:HIS:CE1	2.70	0.45
1:A:142:GLU:OE1	1:A:143:HIS:CD2	2.70	0.45
1:A:143:HIS:O	1:A:146:PHE:CE1	2.69	0.45
1:A:213:THR:C	1:A:215:LYS:CB	2.85	0.45
1:A:231:ASN:OD1	1:A:231:ASN:N	2.48	0.45
1:A:272:SER:O	1:A:275:LEU:CA	2.65	0.45
1:A:287:ASN:HD22	1:A:290:LEU:HG	1.81	0.45
1:A:384:GLN:HB3	1:A:578:TRP:CD1	2.49	0.45
1:A:666:ARG:CB	1:A:669:GLN:OE1	2.64	0.45
1:B:125:LYS:CE	1:B:163:PHE:CE1	3.00	0.45
1:B:220:LEU:O	1:B:224:LEU:HD21	2.17	0.45
1:B:243:ASN:ND2	1:B:244:PHE:CB	2.73	0.45
1:B:334:ARG:HG2	1:B:334:ARG:HH11	1.81	0.45
1:B:342:TYR:CD2	1:B:559:GLU:OE2	2.70	0.45
1:B:349:ILE:HD11	1:B:351:HIS:HA	1.99	0.45
1:B:361:TYR:O	1:B:441:PHE:CE1	2.69	0.45
1:B:361:TYR:O	1:B:441:PHE:CE2	2.70	0.45
1:B:494:ALA:O	1:B:520:TRP:CH2	2.69	0.45
1:B:501:VAL:CG1	1:B:520:TRP:NE1	2.77	0.45
1:B:577:ILE:HD12	1:B:578:TRP:H	0.66	0.45
1:B:597:ILE:HB	1:B:714:LEU:CG	2.45	0.45
1:B:634:GLN:O	1:B:637:TYR:HD1	1.99	0.45
1:B:674:LEU:HD13	1:B:749:VAL:CG2	2.44	0.45
1:A:258:GLY:O	1:A:259:ARG:C	2.51	0.45
1:A:401:LEU:HD13	1:A:404:ILE:HB	1.98	0.45
1:A:562:GLN:NE2	1:A:563:ALA:O	2.50	0.45
1:A:589:TYR:CE2	1:A:590:GLU:O	2.70	0.45
1:B:166:PRO:O	1:B:167:ASP:OD1	2.35	0.45
1:B:256:ILE:N	1:B:259:ARG:HH11	2.14	0.45
1:B:289:ALA:C	1:B:292:ILE:HD13	2.35	0.45
1:B:361:TYR:O	1:B:441:PHE:CZ	2.70	0.45
1:B:372:ALA:HB2	1:B:389:VAL:CG2	2.33	0.45
1:B:441:PHE:CD1	1:B:441:PHE:N	2.84	0.45
1:B:448:ASP:CB	1:B:453:ARG:CG	2.94	0.45
1:B:666:ARG:HD2	1:B:669:GLN:NE2	2.31	0.45

*Continued on next page...*

*Continued from previous page...*

Atom-1	Atom-2	Interatomic distance (Å)	Clash overlap (Å)
1:B:716:VAL:HB	1:B:718:ILE:N	2.32	0.45
1:A:22:ILE:N	1:A:22:ILE:HD13	2.32	0.45
1:A:40:PHE:CD2	1:A:291:PHE:N	2.84	0.45
1:A:40:PHE:HD1	1:A:42:ARG:H	1.55	0.45
1:A:46:ALA:HB3	1:A:334:ARG:NH2	2.11	0.45
1:A:53:LEU:O	1:A:54:TRP:CD2	2.70	0.45
1:A:144:GLU:C	1:A:145:LEU:CG	2.86	0.45
1:A:161:LEU:O	1:A:163:PHE:CA	2.60	0.45
1:A:297:MET:HE3	1:A:297:MET:HA	1.99	0.45
1:A:365:GLN:HE21	1:A:367:ALA:CA	2.29	0.45
1:A:365:GLN:O	1:A:366:PHE:CD1	2.70	0.45
1:A:540:ILE:O	1:A:542:THR:HB	2.17	0.45
1:B:96:THR:C	1:B:234:THR:HG22	2.36	0.45
1:B:97:ALA:O	1:B:99:ASN:N	2.50	0.45
1:B:118:ILE:CG1	1:B:119:LYS:H	2.22	0.45
1:B:143:HIS:HB3	1:B:145:LEU:CD2	2.44	0.45
1:B:216:ALA:C	1:B:217:LYS:CG	2.85	0.45
1:B:361:TYR:O	1:B:441:PHE:CD2	2.70	0.45
1:B:587:PHE:C	1:B:622:ARG:HD3	2.36	0.45
1:A:131:ILE:O	1:A:134:GLN:HB2	2.16	0.45
1:A:142:GLU:OE1	1:A:143:HIS:CG	2.70	0.45
1:A:180:TYR:CD1	1:A:180:TYR:O	2.70	0.45
1:A:252:SER:HB2	1:A:308:PHE:CE1	2.52	0.45
1:A:254:LEU:O	1:A:255:THR:C	2.56	0.45
1:A:365:GLN:OE1	1:A:366:PHE:CD1	2.70	0.45
1:A:426:GLN:HG3	1:A:426:GLN:O	2.16	0.45
1:A:490:VAL:HG23	1:A:491:MET:HG2	1.98	0.45
1:A:505:GLU:N	1:A:516:LEU:HB3	2.31	0.45
1:A:524:THR:OG1	1:A:538:GLY:O	2.14	0.45
1:A:676:ARG:O	1:A:679:GLU:CG	2.65	0.45
1:A:729:LEU:HD12	1:A:733:GLN:CG	2.14	0.45
1:B:43:THR:N	1:B:334:ARG:HB2	2.31	0.45
1:B:53:LEU:HD13	1:B:568:LEU:HB3	1.98	0.45
1:B:73:TYR:C	1:B:76:ALA:HB3	2.38	0.45
1:B:156:HIS:CB	1:B:206:ASP:CG	2.84	0.45
1:B:171:VAL:HG21	1:B:575:ILE:CD1	2.47	0.45
1:B:173:ARG:HH22	1:B:578:TRP:HZ2	1.65	0.45
1:B:403:PRO:O	1:B:406:ASN:CA	2.64	0.45
1:B:535:ILE:CD1	1:B:540:ILE:C	2.85	0.45
1:B:630:HIS:CE1	1:B:634:GLN:OE1	2.70	0.45
1:A:4:LEU:CG	1:A:436:GLU:HG2	2.44	0.44

*Continued on next page...*



*Continued from previous page...*

Atom-1	Atom-2	Interatomic distance (Å)	Clash overlap (Å)
1:A:44:PHE:CG	1:A:332:LYS:O	2.70	0.44
1:A:59:GLY:O	1:A:156:HIS:HB2	2.15	0.44
1:A:161:LEU:C	1:A:161:LEU:CD1	2.86	0.44
1:A:212:ALA:CB	1:A:221:ALA:N	2.79	0.44
1:A:308:PHE:O	1:A:308:PHE:CD2	2.70	0.44
1:A:364:TRP:CE3	1:A:561:LEU:O	2.70	0.44
1:A:421:TYR:HD1	1:A:421:TYR:N	2.15	0.44
1:A:494:ALA:HB1	1:A:545:PRO:HB2	1.97	0.44
1:A:541:ARG:NE	1:A:541:ARG:N	2.64	0.44
1:A:541:ARG:HD2	1:A:542:THR:N	2.32	0.44
1:A:593:TYR:CD1	1:A:593:TYR:O	2.70	0.44
1:A:597:ILE:CG1	1:A:598:ARG:N	2.79	0.44
1:A:748:LYS:HA	1:A:748:LYS:HE2	1.98	0.44
1:B:36:LEU:HB2	1:B:37:PRO:CD	2.37	0.44
1:B:75:GLN:CD	1:B:177:THR:CB	2.86	0.44
1:B:92:TYR:CE2	1:B:146:PHE:CB	3.00	0.44
1:B:102:ILE:O	1:B:106:LEU:HB2	2.16	0.44
1:B:153:PHE:CE2	1:B:202:LEU:CA	3.00	0.44
1:B:232:ALA:HA	1:B:235:THR:OG1	2.17	0.44
1:B:254:LEU:HB3	1:B:297:MET:HE2	0.78	0.44
1:B:291:PHE:CZ	1:B:503:VAL:HG22	2.53	0.44
1:B:321:PHE:CD1	1:B:321:PHE:C	2.85	0.44
1:B:363:ASP:N	1:B:441:PHE:CB	2.72	0.44
1:B:543:PRO:HG2	1:B:544:GLU:N	2.31	0.44
1:B:583:ALA:CB	1:B:584:SER:C	2.85	0.44
1:B:673:THR:CG2	1:B:677:LYS:NZ	2.73	0.44
1:B:712:SER:OG	1:B:714:LEU:CA	2.65	0.44
1:A:16:LEU:CG	1:A:462:LEU:C	2.86	0.44
1:A:176:ARG:HD2	1:A:446:GLU:CD	2.38	0.44
1:A:182:ASN:OD1	1:A:183:PHE:N	2.50	0.44
1:A:266:PRO:C	1:A:267:LYS:CG	2.85	0.44
1:A:327:GLU:CA	1:A:331:PHE:HZ	2.27	0.44
1:A:345:GLN:CA	1:A:360:VAL:CB	2.96	0.44
1:A:363:ASP:HB3	1:A:561:LEU:O	2.17	0.44
1:A:365:GLN:CG	1:A:367:ALA:CB	2.95	0.44
1:A:386:PHE:CE1	1:A:576:HIS:CG	3.05	0.44
1:A:544:GLU:CB	1:A:545:PRO:C	2.85	0.44
1:B:69:LEU:N	1:B:69:LEU:CD2	2.76	0.44
1:B:145:LEU:N	1:B:145:LEU:CD1	2.72	0.44
1:B:216:ALA:CA	1:B:217:LYS:HB2	2.47	0.44
1:B:229:LEU:C	1:B:229:LEU:CD2	2.86	0.44

*Continued on next page...*

*Continued from previous page...*

Atom-1	Atom-2	Interatomic distance (Å)	Clash overlap (Å)
1:B:275:LEU:CD2	1:B:278:THR:HB	2.47	0.44
1:B:366:PHE:CB	1:B:563:ALA:HB2	2.47	0.44
1:B:370:ILE:CG2	1:B:625:LYS:CB	2.96	0.44
1:B:415:LYS:CD	1:B:416:ASN:N	2.81	0.44
1:B:439:LEU:HD23	1:B:439:LEU:H	1.82	0.44
1:B:442:PRO:O	1:B:445:VAL:HG23	2.17	0.44
1:B:442:PRO:O	1:B:446:GLU:HB3	2.17	0.44
1:B:482:SER:O	1:B:486:TYR:CG	2.71	0.44
1:B:498:ASN:ND2	1:B:500:GLU:H	2.15	0.44
1:B:530:VAL:HG23	1:B:533:ASN:O	2.17	0.44
1:B:552:ASN:C	1:B:553:LYS:CD	2.85	0.44
1:B:594:SER:CB	1:B:603:THR:CA	2.95	0.44
1:B:610:GLU:C	1:B:612:LEU:N	2.51	0.44
1:A:157:VAL:C	1:A:160:PRO:CD	2.85	0.44
1:A:241:ARG:HG3	1:A:242:GLY:N	2.30	0.44
1:A:258:GLY:N	1:A:261:TRP:CE3	2.85	0.44
1:A:333:LEU:O	1:A:334:ARG:HB2	2.18	0.44
1:A:335:PRO:HA	1:A:336:ILE:HD13	2.00	0.44
1:A:357:HIS:HA	1:A:437:MET:HG2	1.98	0.44
1:A:373:PHE:CD1	1:A:373:PHE:O	2.70	0.44
1:A:401:LEU:HA	1:A:404:ILE:HB	1.99	0.44
1:A:605:GLU:HB2	1:A:607:LYS:NZ	2.32	0.44
1:A:651:ARG:CG	1:A:660:LYS:CB	2.95	0.44
1:B:153:PHE:CE2	1:B:202:LEU:O	2.70	0.44
1:B:182:ASN:CB	1:B:484:PHE:CE2	2.96	0.44
1:B:183:PHE:HE1	1:B:250:VAL:CG1	2.12	0.44
1:B:254:LEU:HA	1:B:254:LEU:HD12	1.74	0.44
1:B:275:LEU:CD1	1:B:315:SER:C	2.85	0.44
1:B:459:ILE:O	1:B:462:LEU:HD12	2.17	0.44
1:B:493:TYR:O	1:B:497:HIS:CD2	2.70	0.44
1:B:542:THR:CG2	1:B:547:GLU:CB	2.91	0.44
1:B:583:ALA:CA	1:B:584:SER:C	2.85	0.44
1:B:650:ALA:CA	1:B:653:THR:OG1	2.62	0.44
1:B:675:LEU:C	1:B:675:LEU:CD2	2.85	0.44
1:B:682:GLY:HA2	1:B:731:VAL:HG23	1.99	0.44
1:B:717:GLY:O	1:B:721:HIS:CE1	2.70	0.44
1:B:741:SER:C	1:B:743:ALA:H	2.20	0.44
1:A:4:LEU:HD23	1:A:13:ALA:CB	2.47	0.44
1:A:16:LEU:O	1:A:487:TYR:CE1	2.71	0.44
1:A:37:PRO:CB	1:A:501:VAL:CG2	2.86	0.44
1:A:40:PHE:HB2	1:A:288:LEU:CA	2.44	0.44

*Continued on next page...*

*Continued from previous page...*

Atom-1	Atom-2	Interatomic distance (Å)	Clash overlap (Å)
1:A:131:ILE:CG2	1:A:135:LEU:HD21	2.47	0.44
1:A:222:PRO:N	1:A:224:LEU:H	1.79	0.44
1:A:313:LEU:HA	1:A:315:SER:OG	2.15	0.44
1:A:320:TRP:CE3	1:A:320:TRP:C	2.90	0.44
1:A:413:PHE:CD1	1:A:639:TRP:HB2	2.52	0.44
1:A:479:LEU:N	1:A:479:LEU:CD1	2.73	0.44
1:A:497:HIS:NE2	1:A:549:ILE:HD13	2.33	0.44
1:A:520:TRP:O	1:A:542:THR:CB	2.65	0.44
1:A:522:VAL:CG2	1:A:523:ARG:N	2.71	0.44
1:A:605:GLU:OE1	1:A:697:ARG:HG2	2.18	0.44
1:A:623:ILE:HD13	1:A:623:ILE:HA	1.81	0.44
1:B:45:SER:OG	1:B:46:ALA:N	2.51	0.44
1:B:47:SER:HB3	1:B:332:LYS:CE	2.37	0.44
1:B:104:ARG:HA	1:B:107:THR:OG1	2.16	0.44
1:B:144:GLU:HA	1:B:147:HIS:HB3	1.99	0.44
1:B:156:HIS:CD2	1:B:206:ASP:OD1	2.70	0.44
1:B:172:TYR:CZ	1:B:579:PRO:HD2	2.52	0.44
1:B:348:ALA:HA	1:B:421:TYR:OH	2.17	0.44
1:B:512:GLU:C	1:B:514:GLY:N	2.71	0.44
1:B:598:ARG:HH12	1:B:710:ASP:CG	2.21	0.44
1:B:641:VAL:HG13	1:B:748:LYS:HZ2	1.82	0.44
1:B:672:VAL:CG1	1:B:673:THR:N	2.80	0.44
1:A:6:VAL:O	1:A:9:LEU:HD13	2.17	0.44
1:A:18:GLN:CA	1:A:21:ALA:CB	2.83	0.44
1:A:21:ALA:HA	1:A:487:TYR:CZ	2.53	0.44
1:A:37:PRO:C	1:A:501:VAL:CG2	2.85	0.44
1:A:40:PHE:HB2	1:A:288:LEU:CB	2.48	0.44
1:A:126:VAL:HG23	1:A:131:ILE:HD11	2.00	0.44
1:A:145:LEU:CA	1:A:148:HIS:H	2.31	0.44
1:A:160:PRO:CB	1:A:208:LYS:CD	2.86	0.44
1:A:234:THR:HG22	1:A:237:PHE:HB3	1.97	0.44
1:A:346:THR:CB	1:A:359:VAL:O	2.65	0.44
1:A:372:ALA:CB	1:A:394:SER:OG	2.65	0.44
1:A:718:ILE:C	1:A:720:ARG:N	2.65	0.44
1:B:37:PRO:O	1:B:38:LEU:CD1	2.63	0.44
1:B:52:LEU:CD1	1:B:53:LEU:N	2.79	0.44
1:B:86:VAL:CG1	1:B:191:ARG:HD3	2.47	0.44
1:B:97:ALA:C	1:B:99:ASN:H	2.21	0.44
1:B:215:LYS:O	1:B:216:ALA:HB3	2.18	0.44
1:B:288:LEU:HD13	1:B:495:VAL:CG2	2.48	0.44
1:B:349:ILE:HD12	1:B:349:ILE:C	2.38	0.44

*Continued on next page...*

*Continued from previous page...*

Atom-1	Atom-2	Interatomic distance (Å)	Clash overlap (Å)
1:B:438:THR:HA	1:B:439:LEU:HD22	1.99	0.44
1:A:18:GLN:HB2	1:A:21:ALA:HB2	1.99	0.44
1:A:44:PHE:CD2	1:A:332:LYS:O	2.70	0.44
1:A:86:VAL:O	1:A:90:THR:HG23	2.18	0.44
1:A:104:ARG:NH1	1:A:104:ARG:CB	2.73	0.44
1:A:145:LEU:C	1:A:148:HIS:N	2.70	0.44
1:A:153:PHE:CE1	1:A:202:LEU:O	2.71	0.44
1:A:276:ARG:CZ	1:A:276:ARG:HB2	2.48	0.44
1:A:295:GLN:OE1	1:A:517:TYR:HB3	2.17	0.44
1:A:303:ARG:HD3	1:A:305:GLU:OE2	2.18	0.44
1:A:322:ILE:HG23	1:A:325:MET:H	1.83	0.44
1:A:374:THR:HA	1:A:620:ARG:NH1	2.33	0.44
1:A:413:PHE:HZ	1:A:639:TRP:CZ2	2.13	0.44
1:A:442:PRO:HD2	1:A:443:SER:H	1.76	0.44
1:A:509:VAL:HG23	1:A:510:ALA:N	2.33	0.44
1:A:532:TYR:CD1	1:A:533:ASN:OD1	2.70	0.44
1:A:586:GLU:O	1:A:586:GLU:HG2	2.16	0.44
1:A:612:LEU:O	1:A:614:LEU:N	2.50	0.44
1:A:647:LEU:N	1:A:647:LEU:HD12	2.32	0.44
1:A:698:ILE:HG12	1:A:702:MET:CE	2.44	0.44
1:A:753:SER:N	1:A:754:ASN:C	2.71	0.44
1:B:35:GLN:CG	1:B:502:VAL:CG2	2.92	0.44
1:B:110:ILE:O	1:B:111:THR:OG1	2.35	0.44
1:B:361:TYR:N	1:B:441:PHE:CZ	2.83	0.44
1:B:510:ALA:CB	1:B:511:ALA:C	2.85	0.44
1:B:571:HIS:C	1:B:573:THR:N	2.69	0.44
1:B:583:ALA:H	1:B:584:SER:C	2.20	0.44
1:B:586:GLU:C	1:B:622:ARG:CG	2.85	0.44
1:B:614:LEU:HD12	1:B:615:GLY:N	2.20	0.44
1:B:647:LEU:HB3	1:B:667:ARG:HG3	1.97	0.44
1:B:697:ARG:O	1:B:701:GLN:N	2.45	0.44
1:A:3:ASN:HA	1:A:439:LEU:HD11	1.99	0.44
1:A:24:GLU:HA	1:A:26:LYS:CB	2.48	0.44
1:A:74:ALA:HB2	1:A:85:LEU:CD1	2.47	0.44
1:A:332:LYS:HD2	1:A:339:THR:HG21	2.00	0.44
1:A:344:GLY:C	1:A:361:TYR:N	2.71	0.44
1:A:345:GLN:CB	1:A:556:GLN:CA	2.86	0.44
1:A:608:GLU:CG	1:A:609:PHE:N	2.80	0.44
1:A:641:VAL:O	1:A:642:GLU:C	2.55	0.44
1:B:92:TYR:HE2	1:B:146:PHE:HB2	1.79	0.44
1:B:118:ILE:N	1:B:222:PRO:CD	2.81	0.44

*Continued on next page...*

*Continued from previous page...*

Atom-1	Atom-2	Interatomic distance (Å)	Clash overlap (Å)
1:B:210:LEU:O	1:B:214:PHE:CD1	2.71	0.44
1:B:412:ALA:O	1:B:415:LYS:HD3	2.18	0.44
1:B:415:LYS:CE	1:B:415:LYS:C	2.86	0.44
1:B:437:MET:CE	1:B:550:ALA:CB	2.96	0.44
1:B:482:SER:O	1:B:486:TYR:CD1	2.71	0.44
1:B:487:TYR:CD1	1:B:487:TYR:C	2.91	0.44
1:B:497:HIS:CD2	1:B:549:ILE:CG1	2.94	0.44
1:B:577:ILE:HD13	1:B:578:TRP:CE3	2.53	0.44
1:A:212:ALA:HB3	1:A:219:ALA:O	2.18	0.44
1:A:345:GLN:CA	1:A:360:VAL:CG1	2.86	0.44
1:A:566:LEU:CD1	1:A:568:LEU:HD12	2.46	0.44
1:A:712:SER:CB	1:A:713:ASP:HA	2.47	0.44
1:A:748:LYS:C	1:A:748:LYS:CD	2.85	0.44
1:B:43:THR:HG21	1:B:289:ALA:N	2.31	0.44
1:B:153:PHE:CE2	1:B:202:LEU:C	2.91	0.44
1:B:239:ARG:CG	1:B:239:ARG:NH1	2.73	0.44
1:B:275:LEU:HA	1:B:278:THR:OG1	2.18	0.44
1:B:377:LYS:HB3	1:B:385:ARG:CD	2.45	0.44
1:B:401:LEU:C	1:B:404:ILE:CB	2.76	0.44
1:B:417:ARG:CZ	1:B:639:TRP:CD1	2.98	0.44
1:B:471:LEU:HD11	1:B:479:LEU:HD13	1.99	0.44
1:B:636:TRP:O	1:B:640:PHE:CD2	2.70	0.44
1:A:4:LEU:HG	1:A:436:GLU:CB	2.47	0.44
1:A:8:ASP:OD1	1:A:12:SER:N	2.51	0.44
1:A:38:LEU:HA	1:A:501:VAL:HG21	1.99	0.44
1:A:80:LEU:HA	1:A:81:SER:HA	1.23	0.44
1:A:83:ASP:OD1	1:A:87:ASN:ND2	2.51	0.44
1:A:132:LEU:O	1:A:135:LEU:N	2.51	0.44
1:A:147:HIS:O	1:A:151:THR:HG21	2.12	0.44
1:A:209:MET:SD	1:A:210:LEU:HB2	2.58	0.44
1:A:248:ALA:HA	1:A:251:SER:OG	2.17	0.44
1:A:281:ILE:O	1:A:282:ASP:O	2.35	0.44
1:A:306:VAL:O	1:A:308:PHE:CD1	2.70	0.44
1:A:417:ARG:CB	1:A:639:TRP:CE3	2.97	0.44
1:A:448:ASP:CB	1:A:453:ARG:CB	2.79	0.44
1:A:501:VAL:CA	1:A:518:LEU:HD12	2.47	0.44
1:A:522:VAL:C	1:A:539:SER:CB	2.86	0.44
1:A:610:GLU:HG2	1:A:611:LEU:N	2.32	0.44
1:B:38:LEU:CD2	1:B:501:VAL:N	2.72	0.44
1:B:44:PHE:HB2	1:B:333:LEU:HD11	2.00	0.44
1:B:71:PHE:CD2	1:B:328:VAL:O	2.70	0.44

*Continued on next page...*

*Continued from previous page...*

Atom-1	Atom-2	Interatomic distance (Å)	Clash overlap (Å)
1:B:97:ALA:O	1:B:100:PRO:N	2.51	0.44
1:B:372:ALA:C	1:B:373:PHE:CD1	2.89	0.44
1:B:444:VAL:O	1:B:486:TYR:CZ	2.70	0.44
1:B:504:SER:O	1:B:517:TYR:CD1	2.70	0.44
1:B:522:VAL:HG23	1:B:540:ILE:HB	2.00	0.44
1:B:535:ILE:CG2	1:B:538:GLY:C	2.85	0.44
1:B:666:ARG:C	1:B:669:GLN:HG2	2.37	0.44
1:B:712:SER:HB3	1:B:715:HIS:CD2	2.52	0.44
1:B:726:TRP:CA	1:B:726:TRP:HE3	2.30	0.44
1:A:23:GLY:N	1:A:299:LYS:CD	2.80	0.43
1:A:266:PRO:C	1:A:267:LYS:HG3	2.38	0.43
1:A:326:SER:C	1:A:327:GLU:HG3	2.38	0.43
1:A:491:MET:O	1:A:495:VAL:HG23	2.18	0.43
1:A:618:ARG:HB3	1:A:618:ARG:HH11	1.83	0.43
1:B:2:PHE:CE1	1:B:3:ASN:C	2.89	0.43
1:B:29:LEU:N	1:B:29:LEU:CD2	2.73	0.43
1:B:31:VAL:CG1	1:B:32:GLY:N	2.81	0.43
1:B:43:THR:OG1	1:B:287:ASN:HA	2.17	0.43
1:B:66:TYR:O	1:B:70:PHE:N	2.43	0.43
1:B:68:ARG:NH1	1:B:68:ARG:CG	2.73	0.43
1:B:102:ILE:CG2	1:B:138:LEU:HD13	2.47	0.43
1:B:176:ARG:NH2	1:B:447:ARG:CA	2.72	0.43
1:B:260:LEU:CD2	1:B:285:ARG:CB	2.93	0.43
1:B:294:TYR:CZ	1:B:298:VAL:HG21	2.48	0.43
1:B:309:SER:CA	1:B:314:SER:O	2.66	0.43
1:B:414:VAL:O	1:B:418:THR:N	2.51	0.43
1:B:427:ARG:H	1:B:428:GLY:HA3	1.78	0.43
1:B:493:TYR:O	1:B:493:TYR:HD1	1.99	0.43
1:B:517:TYR:C	1:B:518:LEU:HG	2.39	0.43
1:B:522:VAL:CB	1:B:540:ILE:HD12	2.48	0.43
1:B:522:VAL:C	1:B:539:SER:CA	2.86	0.43
1:B:526:LEU:CB	1:B:527:ARG:NH1	2.69	0.43
1:B:619:GLU:HB3	1:B:620:ARG:HG3	1.97	0.43
1:B:668:MET:SD	1:B:668:MET:O	2.76	0.43
1:A:176:ARG:NH2	1:A:446:GLU:HB3	2.31	0.43
1:A:187:VAL:HG11	1:A:247:ASN:HB3	1.99	0.43
1:A:259:ARG:HD2	1:A:266:PRO:CB	2.48	0.43
1:A:345:GLN:CG	1:A:556:GLN:CA	2.96	0.43
1:A:346:THR:HB	1:A:358:VAL:HA	1.96	0.43
1:A:421:TYR:HD1	1:A:422:GLU:N	2.00	0.43
1:A:498:ASN:CG	1:A:522:VAL:CB	2.87	0.43

*Continued on next page...*

*Continued from previous page...*

Atom-1	Atom-2	Interatomic distance (Å)	Clash overlap (Å)
1:A:578:TRP:N	1:A:579:PRO:CD	2.81	0.43
1:A:589:TYR:CE2	1:A:591:ASP:CG	2.91	0.43
1:A:667:ARG:HH11	1:A:667:ARG:HG3	1.83	0.43
1:A:723:ILE:C	1:A:723:ILE:CD1	2.85	0.43
1:B:8:ASP:OD1	1:B:9:LEU:O	2.35	0.43
1:B:99:ASN:C	1:B:101:GLU:H	2.22	0.43
1:B:125:LYS:C	1:B:128:PRO:HD3	2.37	0.43
1:B:173:ARG:HD2	1:B:174:VAL:C	2.38	0.43
1:B:183:PHE:O	1:B:186:LEU:HB2	2.18	0.43
1:B:505:GLU:CB	1:B:506:HIS:C	2.87	0.43
1:B:598:ARG:NH1	1:B:710:ASP:CG	2.72	0.43
1:B:702:MET:HE1	1:B:714:LEU:HG	1.99	0.43
1:A:24:GLU:CD	1:A:26:LYS:HG2	2.37	0.43
1:A:55:GLU:CA	1:A:170:TYR:O	2.65	0.43
1:A:56:VAL:CG2	1:A:69:LEU:CD1	2.96	0.43
1:A:144:GLU:O	1:A:146:PHE:CD1	2.70	0.43
1:A:314:SER:CA	1:A:315:SER:HB3	2.48	0.43
1:A:320:TRP:C	1:A:320:TRP:CD2	2.92	0.43
1:A:334:ARG:CG	1:A:335:PRO:CD	2.91	0.43
1:A:343:ILE:HA	1:A:343:ILE:HD12	1.64	0.43
1:A:356:SER:C	1:A:437:MET:CE	2.87	0.43
1:A:417:ARG:HG2	1:A:642:GLU:OE1	2.18	0.43
1:A:549:ILE:CD1	1:A:552:ASN:HD21	2.11	0.43
1:A:609:PHE:CD2	1:A:616:GLN:O	2.70	0.43
1:A:695:GLN:NE2	1:A:695:GLN:CA	2.77	0.43
1:A:757:GLY:CA	1:A:758:MET:C	2.87	0.43
1:B:8:ASP:CG	1:B:10:ASN:N	2.72	0.43
1:B:23:GLY:HA2	1:B:299:LYS:CE	2.48	0.43
1:B:42:ARG:HH12	1:B:339:THR:H	1.66	0.43
1:B:119:LYS:HB3	1:B:119:LYS:HE2	1.68	0.43
1:B:258:GLY:HA3	1:B:294:TYR:CZ	2.53	0.43
1:B:384:GLN:CA	1:B:577:ILE:CG2	2.87	0.43
1:B:533:ASN:CB	1:B:535:ILE:HD12	2.48	0.43
1:A:4:LEU:C	1:A:4:LEU:HD12	2.39	0.43
1:A:183:PHE:N	1:A:183:PHE:CD1	2.83	0.43
1:A:213:THR:CB	1:A:215:LYS:CD	2.86	0.43
1:A:297:MET:CE	1:A:297:MET:HA	2.47	0.43
1:A:334:ARG:NH1	1:A:334:ARG:CG	2.79	0.43
1:A:349:ILE:CD1	1:A:356:SER:N	2.72	0.43
1:A:556:GLN:HE21	1:A:556:GLN:CA	2.20	0.43
1:A:581:HIS:CE1	1:A:622:ARG:HH21	2.36	0.43

*Continued on next page...*



*Continued from previous page...*

Atom-1	Atom-2	Interatomic distance (Å)	Clash overlap (Å)
1:A:716:VAL:O	1:A:719:ASN:OD1	2.37	0.43
1:B:24:GLU:C	1:B:25:LEU:CD1	2.85	0.43
1:B:43:THR:CG2	1:B:287:ASN:CG	2.86	0.43
1:B:102:ILE:HG23	1:B:138:LEU:HD13	1.99	0.43
1:B:259:ARG:HG3	1:B:269:LEU:CG	2.48	0.43
1:B:439:LEU:N	1:B:439:LEU:HD23	2.34	0.43
1:B:467:VAL:CG2	1:B:468:ASP:N	2.81	0.43
1:B:568:LEU:O	1:B:569:ALA:C	2.56	0.43
1:B:596:THR:HG22	1:B:601:ARG:CD	2.48	0.43
1:B:668:MET:CA	1:B:671:ALA:H	2.31	0.43
1:B:747:THR:HG1	1:B:748:LYS:N	2.17	0.43
1:A:31:VAL:N	1:A:506:HIS:CE1	2.78	0.43
1:A:64:VAL:O	1:A:64:VAL:HG12	2.19	0.43
1:A:109:TYR:C	1:A:110:ILE:CD1	2.86	0.43
1:A:210:LEU:CB	1:A:212:ALA:O	2.66	0.43
1:A:340:THR:HG1	1:A:341:SER:N	2.17	0.43
1:A:410:VAL:HG13	1:A:411:SER:CA	2.46	0.43
1:A:420:VAL:CG1	1:A:643:ASP:OD2	2.66	0.43
1:A:486:TYR:HD1	1:A:486:TYR:HA	1.72	0.43
1:A:648:ALA:C	1:A:652:ARG:NH1	2.72	0.43
1:B:39:GLN:C	1:B:40:PHE:CD1	2.92	0.43
1:B:127:PRO:C	1:B:128:PRO:HA	2.36	0.43
1:B:255:THR:HG1	1:B:256:ILE:H	1.65	0.43
1:B:519:VAL:HG12	1:B:543:PRO:HA	1.96	0.43
1:B:578:TRP:CE2	1:B:580:TRP:HA	2.53	0.43
1:B:635:MET:HG2	1:B:635:MET:H	1.55	0.43
1:B:702:MET:SD	1:B:714:LEU:HG	2.58	0.43
1:A:5:LYS:O	1:A:8:ASP:N	2.51	0.43
1:A:210:LEU:C	1:A:212:ALA:HA	2.39	0.43
1:A:343:ILE:CA	1:A:362:GLU:CD	2.87	0.43
1:A:350:ASP:C	1:A:353:GLY:CA	2.87	0.43
1:A:420:VAL:CB	1:A:643:ASP:OD2	2.67	0.43
1:A:747:THR:C	1:A:750:LEU:HG	2.38	0.43
1:B:14:ARG:C	1:B:16:LEU:N	2.70	0.43
1:B:38:LEU:CD1	1:B:502:VAL:N	2.71	0.43
1:B:124:GLY:O	1:B:128:PRO:HG3	2.18	0.43
1:B:173:ARG:NH2	1:B:578:TRP:CZ2	2.87	0.43
1:B:256:ILE:O	1:B:259:ARG:HB2	2.18	0.43
1:B:301:ARG:HD2	1:B:304:ALA:HB2	2.01	0.43
1:B:343:ILE:HD12	1:B:497:HIS:HE1	1.82	0.43
1:B:578:TRP:NE1	1:B:580:TRP:HA	2.33	0.43

*Continued on next page...*

*Continued from previous page...*

Atom-1	Atom-2	Interatomic distance (Å)	Clash overlap (Å)
1:B:602:TYR:CA	1:B:701:GLN:NE2	2.80	0.43
1:B:625:LYS:O	1:B:626:PRO:C	2.56	0.43
1:B:666:ARG:CG	1:B:669:GLN:NE2	2.81	0.43
1:B:757:GLY:C	1:B:759:VAL:H	2.22	0.43
1:A:82:VAL:O	1:A:85:LEU:CB	2.66	0.43
1:A:179:THR:O	1:A:332:LYS:HD3	2.18	0.43
1:A:187:VAL:HA	1:A:246:ALA:O	2.19	0.43
1:A:200:THR:O	1:A:203:SER:CA	2.67	0.43
1:A:241:ARG:HG3	1:A:243:ASN:OD1	2.19	0.43
1:A:438:THR:N	1:A:439:LEU:HD22	2.34	0.43
1:A:459:ILE:O	1:A:462:LEU:CA	2.67	0.43
1:A:461:ALA:C	1:A:464:THR:N	2.66	0.43
1:A:528:ILE:HD13	1:A:528:ILE:O	2.18	0.43
1:A:605:GLU:CB	1:A:607:LYS:NZ	2.81	0.43
1:A:639:TRP:CD1	1:A:642:GLU:HB2	2.54	0.43
1:A:735:MET:SD	1:A:736:GLY:C	2.94	0.43
1:B:61:ILE:HD11	1:B:156:HIS:O	2.18	0.43
1:B:96:THR:OG1	1:B:237:PHE:CE2	2.67	0.43
1:B:117:ALA:HA	1:B:222:PRO:HG3	2.01	0.43
1:B:192:ALA:HB1	1:B:328:VAL:HG21	2.01	0.43
1:B:200:THR:HA	1:B:203:SER:OG	2.18	0.43
1:B:202:LEU:CD1	1:B:236:ALA:CB	2.85	0.43
1:B:236:ALA:C	1:B:239:ARG:HB2	2.38	0.43
1:B:255:THR:OG1	1:B:256:ILE:N	2.52	0.43
1:B:349:ILE:C	1:B:351:HIS:H	2.21	0.43
1:B:384:GLN:HA	1:B:577:ILE:HG21	1.94	0.43
1:B:712:SER:OG	1:B:714:LEU:CB	2.66	0.43
1:B:742:GLU:O	1:B:743:ALA:C	2.57	0.43
1:A:64:VAL:HG22	1:A:200:THR:CB	2.48	0.43
1:A:92:TYR:CZ	1:A:146:PHE:HB2	2.54	0.43
1:A:127:PRO:HD2	1:A:130:ALA:C	2.39	0.43
1:A:169:ALA:HB3	1:A:575:ILE:HB	2.00	0.43
1:A:343:ILE:O	1:A:362:GLU:HG3	2.19	0.43
1:A:359:VAL:CG2	1:A:437:MET:O	2.66	0.43
1:A:502:VAL:CA	1:A:503:VAL:HB	2.47	0.43
1:A:596:THR:C	1:A:597:ILE:CG2	2.87	0.43
1:A:718:ILE:CA	1:A:721:HIS:H	2.30	0.43
1:A:754:ASN:CG	1:A:756:LEU:HB2	2.39	0.43
1:B:94:GLN:C	1:B:96:THR:N	2.72	0.43
1:B:118:ILE:O	1:B:222:PRO:CG	2.67	0.43
1:B:260:LEU:CD1	1:B:260:LEU:C	2.85	0.43

*Continued on next page...*

*Continued from previous page...*

Atom-1	Atom-2	Interatomic distance (Å)	Clash overlap (Å)
1:B:283:GLN:CD	1:B:284:LEU:N	2.72	0.43
1:B:527:ARG:NH1	1:B:527:ARG:N	2.67	0.43
1:B:716:VAL:HG12	1:B:717:GLY:H	1.84	0.43
1:B:738:LEU:CD2	1:B:738:LEU:N	2.81	0.43
1:A:2:PHE:CZ	1:A:486:TYR:OH	2.70	0.43
1:A:3:ASN:HB3	1:A:4:LEU:H	1.71	0.43
1:A:126:VAL:CG2	1:A:165:LEU:CA	2.93	0.43
1:A:182:ASN:OD1	1:A:183:PHE:CD1	2.71	0.43
1:A:275:LEU:C	1:A:276:ARG:HG3	2.39	0.43
1:A:342:TYR:CD1	1:A:362:GLU:OE1	2.70	0.43
1:A:345:GLN:HA	1:A:345:GLN:NE2	2.34	0.43
1:A:352:MET:H	1:A:352:MET:HG2	1.58	0.43
1:A:636:TRP:HZ3	1:A:640:PHE:CD2	2.11	0.43
1:B:38:LEU:CD1	1:B:501:VAL:C	2.85	0.43
1:B:66:TYR:CD1	1:B:66:TYR:N	2.84	0.43
1:B:232:ALA:C	1:B:239:ARG:NH2	2.70	0.43
1:B:282:ASP:CB	1:B:285:ARG:NH2	2.80	0.43
1:B:336:ILE:C	1:B:337:ASN:N	2.72	0.43
1:B:361:TYR:O	1:B:440:GLY:O	2.37	0.43
1:B:491:MET:HA	1:B:491:MET:HE2	1.95	0.43
1:A:38:LEU:H	1:A:518:LEU:HD11	1.83	0.43
1:A:40:PHE:CE2	1:A:291:PHE:HB3	2.50	0.43
1:A:61:ILE:HB	1:A:156:HIS:HD2	1.62	0.43
1:A:99:ASN:ND2	1:A:102:ILE:HG13	2.34	0.43
1:A:110:ILE:C	1:A:112:GLY:N	2.30	0.43
1:A:248:ALA:C	1:A:251:SER:OG	2.55	0.43
1:A:343:ILE:CA	1:A:362:GLU:OE1	2.66	0.43
1:A:357:HIS:C	1:A:358:VAL:N	2.72	0.43
1:A:363:ASP:O	1:A:364:TRP:CE2	2.72	0.43
1:A:381:ASN:C	1:A:381:ASN:ND2	2.73	0.43
1:A:439:LEU:CA	1:A:441:PHE:CE1	3.02	0.43
1:A:520:TRP:CE3	1:A:545:PRO:CD	3.02	0.43
1:A:583:ALA:CA	1:A:625:LYS:NZ	2.81	0.43
1:A:597:ILE:HD13	1:A:598:ARG:CD	2.37	0.43
1:A:653:THR:CG2	1:A:655:ARG:CD	2.96	0.43
1:A:738:LEU:HB3	1:A:742:GLU:HG2	1.63	0.43
1:B:71:PHE:HD1	1:B:71:PHE:O	2.02	0.43
1:B:83:ASP:HB2	1:B:188:ASP:OD1	2.19	0.43
1:B:128:PRO:O	1:B:131:ILE:HG22	2.18	0.43
1:B:173:ARG:HH12	1:B:578:TRP:HZ2	1.67	0.43
1:B:176:ARG:NH1	1:B:446:GLU:CG	2.73	0.43

*Continued on next page...*

*Continued from previous page...*

Atom-1	Atom-2	Interatomic distance (Å)	Clash overlap (Å)
1:B:199:LEU:O	1:B:202:LEU:HB3	2.08	0.43
1:B:226:SER:C	1:B:229:LEU:N	2.73	0.43
1:B:341:SER:O	1:B:342:TYR:HB3	2.17	0.43
1:B:507:GLN:CD	1:B:508:GLY:N	2.73	0.43
1:B:600:LYS:O	1:B:602:TYR:CE1	2.71	0.43
1:B:703:ALA:N	1:B:708:ILE:HD13	2.34	0.43
1:B:715:HIS:CB	1:B:720:ARG:NH2	2.82	0.43
1:A:3:ASN:ND2	1:A:439:LEU:CD1	2.73	0.42
1:A:81:SER:OG	1:A:82:VAL:HG23	2.19	0.42
1:A:108:ALA:C	1:A:112:GLY:O	2.57	0.42
1:A:119:LYS:C	1:A:219:ALA:CA	2.85	0.42
1:A:161:LEU:HB2	1:A:208:LYS:NZ	2.33	0.42
1:A:294:TYR:OH	1:A:516:LEU:CG	2.66	0.42
1:A:402:ALA:HB3	1:A:403:PRO:CD	2.49	0.42
1:A:490:VAL:HG23	1:A:491:MET:CG	2.49	0.42
1:A:553:LYS:HG3	1:A:554:PRO:N	2.34	0.42
1:A:639:TRP:HD1	1:A:642:GLU:HB2	1.84	0.42
1:B:41:THR:O	1:B:336:ILE:HG22	2.19	0.42
1:B:105:LYS:C	1:B:108:ALA:HB3	2.40	0.42
1:B:159:SER:OG	1:B:163:PHE:CD1	2.72	0.42
1:B:257:LEU:HD21	1:B:291:PHE:CA	2.49	0.42
1:B:401:LEU:HD23	1:B:404:ILE:HD11	1.98	0.42
1:B:505:GLU:HA	1:B:506:HIS:C	2.40	0.42
1:B:712:SER:OG	1:B:715:HIS:CG	2.70	0.42
1:A:44:PHE:C	1:A:334:ARG:N	2.72	0.42
1:A:176:ARG:HD2	1:A:446:GLU:OE2	2.19	0.42
1:A:224:LEU:HD12	1:A:224:LEU:C	2.37	0.42
1:A:505:GLU:HA	1:A:516:LEU:CB	2.49	0.42
1:A:528:ILE:HB	1:A:530:VAL:HG12	2.00	0.42
1:A:544:GLU:OE1	1:A:546:LEU:CA	2.66	0.42
1:A:598:ARG:O	1:A:599:ASN:CB	2.64	0.42
1:A:611:LEU:HD12	1:A:611:LEU:HA	1.81	0.42
1:A:653:THR:O	1:A:655:ARG:NE	2.51	0.42
1:B:14:ARG:CZ	1:B:14:ARG:HB3	2.48	0.42
1:B:70:PHE:CA	1:B:85:LEU:CD1	2.90	0.42
1:B:105:LYS:HA	1:B:105:LYS:HZ2	1.84	0.42
1:B:317:ILE:CB	1:B:320:TRP:CE2	3.02	0.42
1:B:673:THR:HA	1:B:677:LYS:HZ1	1.84	0.42
1:A:144:GLU:CD	1:A:144:GLU:N	2.73	0.42
1:A:179:THR:O	1:A:332:LYS:CD	2.66	0.42
1:A:241:ARG:HD2	1:A:243:ASN:H	1.84	0.42

*Continued on next page...*

*Continued from previous page...*

Atom-1	Atom-2	Interatomic distance (Å)	Clash overlap (Å)
1:A:298:VAL:CG2	1:A:514:GLY:O	2.67	0.42
1:A:337:ASN:O	1:A:340:THR:N	2.53	0.42
1:A:444:VAL:C	1:A:446:GLU:H	2.20	0.42
1:A:542:THR:C	1:A:544:GLU:N	2.73	0.42
1:B:41:THR:O	1:B:42:ARG:NE	2.53	0.42
1:B:102:ILE:HG12	1:B:135:LEU:HD21	2.01	0.42
1:B:119:LYS:HB2	1:B:219:ALA:CB	2.35	0.42
1:B:228:HIS:O	1:B:230:ALA:N	2.53	0.42
1:B:244:PHE:CD1	1:B:318:ILE:HG23	2.51	0.42
1:B:408:PHE:HA	1:B:413:PHE:HE2	1.83	0.42
1:B:504:SER:N	1:B:517:TYR:H	2.16	0.42
1:B:618:ARG:HH22	1:B:620:ARG:N	2.17	0.42
1:B:628:VAL:O	1:B:632:ILE:N	2.52	0.42
1:A:154:VAL:O	1:A:158:LEU:CB	2.67	0.42
1:A:221:ALA:O	1:A:222:PRO:O	2.37	0.42
1:A:265:THR:CB	1:A:267:LYS:N	2.74	0.42
1:A:309:SER:O	1:A:313:LEU:HB2	2.19	0.42
1:A:439:LEU:HA	1:A:441:PHE:CE1	2.55	0.42
1:A:641:VAL:O	1:A:644:ASP:CG	2.58	0.42
1:A:753:SER:N	1:A:754:ASN:CA	2.82	0.42
1:B:75:GLN:CD	1:B:177:THR:HG21	2.40	0.42
1:B:132:LEU:HD13	1:B:151:THR:N	2.34	0.42
1:B:160:PRO:HG2	1:B:161:LEU:H	1.83	0.42
1:B:196:ARG:NE	1:B:196:ARG:C	2.73	0.42
1:B:226:SER:C	1:B:229:LEU:H	2.23	0.42
1:B:233:ALA:C	1:B:236:ALA:HB3	2.39	0.42
1:B:449:TYR:HB2	1:B:634:GLN:OE1	2.16	0.42
1:B:604:ALA:O	1:B:605:GLU:HB3	2.19	0.42
1:B:639:TRP:CD1	1:B:639:TRP:O	2.72	0.42
1:A:16:LEU:CG	1:A:462:LEU:O	2.66	0.42
1:A:101:GLU:CD	1:A:101:GLU:N	2.73	0.42
1:A:193:SER:HA	1:A:196:ARG:CG	2.49	0.42
1:A:345:GLN:CA	1:A:360:VAL:HB	2.49	0.42
1:A:448:ASP:HB2	1:A:455:PRO:CB	2.49	0.42
1:A:476:SER:O	1:A:480:LYS:N	2.41	0.42
1:A:533:ASN:N	1:A:533:ASN:OD1	2.33	0.42
1:B:42:ARG:NH1	1:B:337:ASN:C	2.73	0.42
1:B:51:GLU:CD	1:B:564:LYS:HB3	2.40	0.42
1:B:85:LEU:C	1:B:85:LEU:CD2	2.85	0.42
1:B:92:TYR:CD2	1:B:146:PHE:HB2	2.54	0.42
1:B:253:VAL:HA	1:B:256:ILE:HG22	2.02	0.42

*Continued on next page...*

*Continued from previous page...*

Atom-1	Atom-2	Interatomic distance (Å)	Clash overlap (Å)
1:B:275:LEU:CD2	1:B:278:THR:CB	2.91	0.42
1:B:491:MET:O	1:B:494:ALA:N	2.52	0.42
1:B:492:HIS:CB	1:B:495:VAL:HB	2.49	0.42
1:B:645:ARG:HG3	1:B:646:THR:N	2.34	0.42
1:B:656:ASP:OD2	1:B:658:ALA:HB3	2.20	0.42
1:B:691:VAL:HG11	1:B:724:ARG:NH2	2.34	0.42
1:B:702:MET:O	1:B:708:ILE:HD13	2.20	0.42
1:A:44:PHE:HB2	1:A:333:LEU:C	2.36	0.42
1:A:54:TRP:CE3	1:A:54:TRP:N	2.88	0.42
1:A:347:SER:HB2	1:A:554:PRO:CB	2.43	0.42
1:A:457:VAL:HG13	1:A:458:ALA:N	2.34	0.42
1:A:612:LEU:N	1:A:612:LEU:HD22	2.34	0.42
1:A:729:LEU:CD1	1:A:729:LEU:C	2.85	0.42
1:B:149:ILE:C	1:B:151:THR:N	2.73	0.42
1:B:214:PHE:O	1:B:214:PHE:CG	2.71	0.42
1:B:247:ASN:CG	1:B:248:ALA:N	2.72	0.42
1:B:314:SER:CA	1:B:316:THR:N	2.73	0.42
1:B:317:ILE:C	1:B:319:PRO:CD	2.88	0.42
1:B:360:VAL:HG22	1:B:439:LEU:N	2.35	0.42
1:B:401:LEU:CG	1:B:404:ILE:HD12	2.47	0.42
1:B:456:MET:N	1:B:459:ILE:HD12	2.34	0.42
1:B:504:SER:HB2	1:B:517:TYR:O	2.20	0.42
1:A:26:LYS:HD3	1:A:26:LYS:HA	1.67	0.42
1:A:39:GLN:N	1:A:501:VAL:HG11	2.35	0.42
1:A:105:LYS:O	1:A:109:TYR:HB2	2.19	0.42
1:A:131:ILE:HG22	1:A:135:LEU:CG	2.49	0.42
1:A:157:VAL:O	1:A:157:VAL:HG12	2.18	0.42
1:A:303:ARG:NH1	1:A:513:GLN:CB	2.83	0.42
1:A:305:GLU:O	1:A:306:VAL:C	2.58	0.42
1:A:313:LEU:HD13	1:A:313:LEU:N	2.33	0.42
1:A:384:GLN:OE1	1:A:578:TRP:CZ2	2.72	0.42
1:A:470:SER:O	1:A:470:SER:OG	2.31	0.42
1:A:476:SER:HA	1:A:479:LEU:H	1.83	0.42
1:A:493:TYR:CZ	1:A:549:ILE:HB	2.54	0.42
1:A:541:ARG:CD	1:A:543:PRO:CD	2.98	0.42
1:A:553:LYS:HD3	1:A:554:PRO:HD2	2.00	0.42
1:B:42:ARG:NH1	1:B:42:ARG:CB	2.82	0.42
1:B:288:LEU:CD2	1:B:495:VAL:CG2	2.83	0.42
1:B:510:ALA:CB	1:B:511:ALA:CA	2.89	0.42
1:B:532:TYR:N	1:B:532:TYR:HD1	2.17	0.42
1:B:661:LEU:HD23	1:B:662:ALA:HA	2.01	0.42

*Continued on next page...*

*Continued from previous page...*

Atom-1	Atom-2	Interatomic distance (Å)	Clash overlap (Å)
1:B:703:ALA:HA	1:B:709:ASP:HA	2.01	0.42
1:B:733:GLN:NE2	1:B:739:SER:C	2.73	0.42
1:A:37:PRO:HB3	1:A:501:VAL:HG23	1.94	0.42
1:A:39:GLN:H	1:A:39:GLN:CD	2.23	0.42
1:A:170:TYR:CA	1:A:576:HIS:HE1	2.29	0.42
1:A:221:ALA:C	1:A:224:LEU:N	2.72	0.42
1:A:322:ILE:HG23	1:A:325:MET:HB2	2.02	0.42
1:A:343:ILE:N	1:A:362:GLU:CD	2.73	0.42
1:A:361:TYR:O	1:A:362:GLU:HG3	2.18	0.42
1:A:374:THR:HG22	1:A:620:ARG:NH2	2.35	0.42
1:A:476:SER:CA	1:A:479:LEU:HD13	2.31	0.42
1:A:540:ILE:CG1	1:A:551:TYR:CZ	2.92	0.42
1:A:655:ARG:HB3	1:A:656:ASP:CG	2.39	0.42
1:B:3:ASN:O	1:B:4:LEU:HD12	2.17	0.42
1:B:24:GLU:HB2	1:B:506:HIS:CD2	2.55	0.42
1:B:82:VAL:C	1:B:84:GLU:N	2.72	0.42
1:B:102:ILE:CG2	1:B:135:LEU:HD11	2.50	0.42
1:B:211:GLN:HA	1:B:214:PHE:CE1	2.53	0.42
1:B:364:TRP:C	1:B:561:LEU:HB2	2.40	0.42
1:B:365:GLN:N	1:B:561:LEU:O	2.53	0.42
1:B:403:PRO:HA	1:B:406:ASN:CG	2.38	0.42
1:B:415:LYS:O	1:B:419:ALA:N	2.53	0.42
1:B:530:VAL:CG2	1:B:533:ASN:O	2.67	0.42
1:B:570:ASN:ND2	1:B:570:ASN:C	2.73	0.42
1:B:618:ARG:NH2	1:B:619:GLU:C	2.72	0.42
1:B:625:LYS:HD2	1:B:625:LYS:C	2.39	0.42
1:A:8:ASP:C	1:A:11:GLY:N	2.73	0.42
1:A:38:LEU:H	1:A:518:LEU:CD1	2.33	0.42
1:A:45:SER:O	1:A:332:LYS:CD	2.68	0.42
1:A:73:TYR:O	1:A:77:GLY:CA	2.67	0.42
1:A:106:LEU:CG	1:A:135:LEU:CD2	2.96	0.42
1:A:142:GLU:CD	1:A:143:HIS:NE2	2.73	0.42
1:A:245:ASP:HB2	1:A:249:VAL:CA	2.50	0.42
1:A:291:PHE:C	1:A:292:ILE:CG1	2.85	0.42
1:A:361:TYR:O	1:A:362:GLU:OE1	2.37	0.42
1:A:485:ASN:HD22	1:A:485:ASN:HA	1.69	0.42
1:A:520:TRP:O	1:A:542:THR:HG22	2.19	0.42
1:A:527:ARG:NH2	1:A:528:ILE:O	2.52	0.42
1:A:541:ARG:CZ	1:A:542:THR:OG1	2.67	0.42
1:A:548:ALA:C	1:A:552:ASN:H	2.17	0.42
1:A:610:GLU:O	1:A:613:GLY:CA	2.67	0.42

*Continued on next page...*



*Continued from previous page...*

Atom-1	Atom-2	Interatomic distance (Å)	Clash overlap (Å)
1:A:620:ARG:NH1	1:A:620:ARG:C	2.73	0.42
1:A:714:LEU:O	1:A:720:ARG:NE	2.52	0.42
1:A:750:LEU:HD12	1:A:750:LEU:C	2.40	0.42
1:B:12:SER:C	1:B:463:ARG:CA	2.88	0.42
1:B:18:GLN:O	1:B:21:ALA:N	2.52	0.42
1:B:75:GLN:C	1:B:77:GLY:N	2.73	0.42
1:B:104:ARG:O	1:B:108:ALA:CB	2.68	0.42
1:B:129:THR:HA	1:B:151:THR:HG21	1.97	0.42
1:B:176:ARG:HH21	1:B:447:ARG:HA	1.75	0.42
1:B:283:GLN:OE1	1:B:284:LEU:N	2.50	0.42
1:B:321:PHE:HD1	1:B:325:MET:CE	2.16	0.42
1:B:322:ILE:HD12	1:B:322:ILE:HA	1.90	0.42
1:B:323:GLU:CD	1:B:324:ALA:N	2.73	0.42
1:B:388:ASP:O	1:B:390:GLU:HG2	2.20	0.42
1:B:481:ARG:C	1:B:485:ASN:ND2	2.73	0.42
1:B:497:HIS:HD2	1:B:549:ILE:CG1	2.32	0.42
1:B:605:GLU:OE1	1:B:605:GLU:HA	2.19	0.42
1:B:633:ILE:HD13	1:B:633:ILE:HA	1.75	0.42
1:B:646:THR:OG1	1:B:647:LEU:N	2.53	0.42
1:B:733:GLN:OE1	1:B:740:ARG:N	2.53	0.42
1:A:146:PHE:O	1:A:150:THR:OG1	2.35	0.42
1:A:169:ALA:O	1:A:576:HIS:CE1	2.72	0.42
1:A:241:ARG:HD2	1:A:243:ASN:OD1	2.19	0.42
1:A:342:TYR:CA	1:A:362:GLU:OE2	2.68	0.42
1:A:393:ILE:CG2	1:A:612:LEU:HD11	2.28	0.42
1:A:466:ILE:O	1:A:467:VAL:O	2.28	0.42
1:A:527:ARG:HA	1:A:527:ARG:HD2	1.88	0.42
1:A:585:THR:HG23	1:A:622:ARG:NH1	2.35	0.42
1:B:3:ASN:N	1:B:3:ASN:OD1	2.46	0.42
1:B:66:TYR:O	1:B:68:ARG:N	2.53	0.42
1:B:94:GLN:HA	1:B:96:THR:HG1	1.83	0.42
1:B:123:VAL:N	1:B:163:PHE:CD2	2.88	0.42
1:B:125:LYS:CA	1:B:165:LEU:HD22	2.50	0.42
1:B:190:VAL:CG2	1:B:246:ALA:HB1	2.50	0.42
1:B:243:ASN:ND2	1:B:243:ASN:C	2.73	0.42
1:B:263:PRO:HD3	1:B:503:VAL:CG1	2.50	0.42
1:B:288:LEU:CD1	1:B:495:VAL:HG22	2.49	0.42
1:B:318:ILE:H	1:B:318:ILE:HD12	1.81	0.42
1:B:408:PHE:CG	1:B:413:PHE:HE2	2.27	0.42
1:B:466:ILE:HD12	1:B:466:ILE:HA	1.79	0.42
1:B:501:VAL:HA	1:B:519:VAL:C	2.40	0.42

*Continued on next page...*

*Continued from previous page...*

Atom-1	Atom-2	Interatomic distance (Å)	Clash overlap (Å)
1:B:571:HIS:O	1:B:572:THR:C	2.58	0.42
1:B:586:GLU:HA	1:B:621:VAL:O	2.20	0.42
1:B:719:ASN:C	1:B:721:HIS:N	2.70	0.42
1:B:754:ASN:C	1:B:756:LEU:N	2.73	0.42
1:A:61:ILE:HG23	1:A:62:ASP:H	1.81	0.41
1:A:200:THR:O	1:A:203:SER:N	2.53	0.41
1:A:342:TYR:HB2	1:A:362:GLU:OE2	2.20	0.41
1:A:359:VAL:HA	1:A:438:THR:OG1	2.19	0.41
1:A:415:LYS:O	1:A:418:THR:OG1	2.38	0.41
1:B:41:THR:C	1:B:42:ARG:CG	2.88	0.41
1:B:82:VAL:HG21	1:B:188:ASP:HB3	2.01	0.41
1:B:99:ASN:C	1:B:101:GLU:N	2.72	0.41
1:B:236:ALA:CA	1:B:239:ARG:HB2	2.50	0.41
1:B:243:ASN:HD22	1:B:244:PHE:N	2.17	0.41
1:B:255:THR:C	1:B:259:ARG:NH1	2.73	0.41
1:B:317:ILE:O	1:B:320:TRP:CB	2.68	0.41
1:B:376:VAL:CB	1:B:386:PHE:N	2.69	0.41
1:B:471:LEU:CB	1:B:476:SER:OG	2.68	0.41
1:B:568:LEU:O	1:B:571:HIS:CA	2.68	0.41
1:B:568:LEU:HD13	1:B:572:THR:OG1	1.97	0.41
1:B:694:ALA:CB	1:B:726:TRP:CD1	3.03	0.41
1:A:61:ILE:HG12	1:A:66:TYR:CZ	2.53	0.41
1:A:132:LEU:HD11	1:A:148:HIS:CD2	2.55	0.41
1:A:254:LEU:HA	1:A:257:LEU:HD12	2.01	0.41
1:A:267:LYS:HB2	1:A:268:GLU:H	1.62	0.41
1:A:374:THR:HB	1:A:620:ARG:NH1	2.33	0.41
1:A:627:THR:O	1:A:628:VAL:C	2.58	0.41
1:A:758:MET:SD	1:A:760:VAL:O	2.78	0.41
1:B:6:VAL:CG1	1:B:7:LYS:H	2.33	0.41
1:B:42:ARG:HA	1:B:43:THR:HB	2.02	0.41
1:B:107:THR:O	1:B:110:ILE:CB	2.67	0.41
1:B:178:ALA:HB2	1:B:447:ARG:NE	2.35	0.41
1:B:187:VAL:CG1	1:B:247:ASN:HA	2.47	0.41
1:B:192:ALA:HB3	1:B:328:VAL:HG21	2.00	0.41
1:B:233:ALA:HA	1:B:236:ALA:CB	2.43	0.41
1:B:587:PHE:C	1:B:622:ARG:CD	2.88	0.41
1:B:697:ARG:CZ	1:B:697:ARG:HB2	2.49	0.41
1:B:705:ARG:CB	1:B:708:ILE:CG1	2.84	0.41
1:A:144:GLU:OE1	1:A:144:GLU:N	2.53	0.41
1:A:148:HIS:CE1	1:A:578:TRP:CZ3	3.02	0.41
1:A:157:VAL:HB	1:A:158:LEU:HD12	2.02	0.41

*Continued on next page...*

*Continued from previous page...*

Atom-1	Atom-2	Interatomic distance (Å)	Clash overlap (Å)
1:A:294:TYR:OH	1:A:516:LEU:HD23	2.20	0.41
1:A:345:GLN:CB	1:A:556:GLN:HE21	2.18	0.41
1:A:422:GLU:CG	1:B:116:ARG:HG3	2.48	0.41
1:A:503:VAL:CG1	1:A:504:SER:N	2.79	0.41
1:A:523:ARG:CZ	1:A:524:THR:O	2.61	0.41
1:A:566:LEU:HD12	1:A:567:ASP:C	2.39	0.41
1:B:23:GLY:CA	1:B:299:LYS:CE	2.97	0.41
1:B:163:PHE:CB	1:B:164:ILE:CB	2.94	0.41
1:B:272:SER:O	1:B:276:ARG:CB	2.67	0.41
1:B:394:SER:HA	1:B:397:MET:CE	2.42	0.41
1:B:461:ALA:HB2	1:B:468:ASP:HB2	2.03	0.41
1:B:504:SER:H	1:B:517:TYR:N	2.17	0.41
1:B:612:LEU:HD23	1:B:612:LEU:HA	1.90	0.41
1:A:127:PRO:CD	1:A:130:ALA:C	2.87	0.41
1:A:180:TYR:CG	1:A:331:PHE:HA	2.55	0.41
1:A:294:TYR:CZ	1:A:516:LEU:N	2.88	0.41
1:A:294:TYR:O	1:A:298:VAL:HG12	2.20	0.41
1:A:334:ARG:HD3	1:A:335:PRO:HD2	2.00	0.41
1:A:343:ILE:C	1:A:362:GLU:CD	2.78	0.41
1:A:431:ASN:OD1	1:A:431:ASN:N	2.51	0.41
1:A:458:ALA:C	1:A:460:ALA:N	2.73	0.41
1:A:537:GLY:O	1:A:539:SER:N	2.45	0.41
1:A:549:ILE:C	1:A:552:ASN:H	2.23	0.41
1:A:612:LEU:C	1:A:614:LEU:H	2.24	0.41
1:B:87:ASN:HD22	1:B:88:GLN:H	1.67	0.41
1:B:105:LYS:HD2	1:B:105:LYS:H	1.85	0.41
1:B:122:ALA:O	1:B:164:ILE:CB	2.69	0.41
1:B:282:ASP:HB2	1:B:285:ARG:CZ	2.49	0.41
1:B:477:ASN:O	1:B:481:ARG:HG3	2.20	0.41
1:B:597:ILE:O	1:B:598:ARG:C	2.54	0.41
1:B:661:LEU:C	1:B:661:LEU:CD2	2.86	0.41
1:B:721:HIS:CD2	1:B:757:GLY:HA2	2.41	0.41
1:A:180:TYR:CE2	1:A:185:ALA:HB1	2.56	0.41
1:A:234:THR:O	1:A:237:PHE:C	2.59	0.41
1:A:265:THR:CG2	1:A:267:LYS:CG	2.85	0.41
1:A:278:THR:CB	1:A:281:ILE:HG23	2.51	0.41
1:A:303:ARG:HA	1:A:303:ARG:NE	2.32	0.41
1:A:342:TYR:CB	1:A:362:GLU:OE2	2.68	0.41
1:A:349:ILE:O	1:A:350:ASP:CB	2.60	0.41
1:A:535:ILE:CD1	1:A:539:SER:O	2.69	0.41
1:A:743:ALA:O	1:A:746:LEU:CB	2.68	0.41

*Continued on next page...*

*Continued from previous page...*

Atom-1	Atom-2	Interatomic distance (Å)	Clash overlap (Å)
1:B:56:VAL:CB	1:B:148:HIS:NE2	2.73	0.41
1:B:235:THR:CB	1:B:239:ARG:HH22	2.29	0.41
1:B:316:THR:HB	1:B:317:ILE:HG13	2.02	0.41
1:B:363:ASP:N	1:B:441:PHE:HD2	2.18	0.41
1:B:373:PHE:O	1:B:621:VAL:HG12	2.20	0.41
1:B:702:MET:SD	1:B:711:SER:O	2.78	0.41
1:B:719:ASN:HD21	1:B:720:ARG:CZ	2.33	0.41
1:A:37:PRO:O	1:A:37:PRO:HD2	2.21	0.41
1:A:42:ARG:HH11	1:A:42:ARG:CG	2.34	0.41
1:A:64:VAL:CG1	1:A:196:ARG:NE	2.83	0.41
1:A:128:PRO:CA	1:A:129:THR:CB	2.98	0.41
1:A:410:VAL:C	1:A:412:ALA:H	2.24	0.41
1:A:611:LEU:HD11	1:A:690:ALA:N	2.36	0.41
1:A:677:LYS:HG3	1:A:677:LYS:H	1.63	0.41
1:B:52:LEU:O	1:B:173:ARG:C	2.58	0.41
1:B:69:LEU:O	1:B:72:GLN:N	2.53	0.41
1:B:74:ALA:CB	1:B:82:VAL:HG22	2.51	0.41
1:B:111:THR:C	1:B:113:SER:N	2.74	0.41
1:B:187:VAL:HA	1:B:190:VAL:CG2	2.51	0.41
1:B:190:VAL:HB	1:B:246:ALA:HB1	2.01	0.41
1:B:192:ALA:CB	1:B:328:VAL:CG2	2.98	0.41
1:B:234:THR:O	1:B:237:PHE:HB3	2.21	0.41
1:B:361:TYR:CB	1:B:414:VAL:HB	2.49	0.41
1:B:373:PHE:CB	1:B:622:ARG:O	2.68	0.41
1:B:579:PRO:O	1:B:579:PRO:HG2	2.20	0.41
1:B:593:TYR:HB3	1:B:726:TRP:CE2	2.56	0.41
1:A:18:GLN:CA	1:A:21:ALA:H	2.33	0.41
1:A:145:LEU:C	1:A:147:HIS:N	2.72	0.41
1:A:309:SER:O	1:A:310:ASP:CB	2.69	0.41
1:A:315:SER:HB3	1:A:318:ILE:HB	2.00	0.41
1:A:364:TRP:CE3	1:A:562:GLN:HA	2.53	0.41
1:A:377:LYS:HE2	1:A:378:LEU:CA	2.50	0.41
1:A:401:LEU:HA	1:A:404:ILE:HG12	2.03	0.41
1:A:498:ASN:HD22	1:A:500:GLU:HB2	1.85	0.41
1:A:505:GLU:HB2	1:A:516:LEU:HB3	2.02	0.41
1:A:523:ARG:N	1:A:539:SER:HB2	2.36	0.41
1:A:619:GLU:H	1:A:619:GLU:HG3	1.63	0.41
1:B:103:TRP:CD1	1:B:230:ALA:HB3	2.54	0.41
1:B:114:SER:OG	1:B:222:PRO:CB	2.68	0.41
1:B:183:PHE:O	1:B:184:TYR:C	2.55	0.41
1:B:183:PHE:N	1:B:186:LEU:CD1	2.77	0.41

*Continued on next page...*

*Continued from previous page...*

Atom-1	Atom-2	Interatomic distance (Å)	Clash overlap (Å)
1:B:183:PHE:C	1:B:186:LEU:H	2.22	0.41
1:B:205:VAL:O	1:B:209:MET:HB2	2.20	0.41
1:B:600:LYS:NZ	1:B:708:ILE:HG23	2.35	0.41
1:B:606:VAL:HG21	1:B:693:LEU:HD23	2.01	0.41
1:B:630:HIS:C	1:B:634:GLN:NE2	2.72	0.41
1:B:696:SER:HA	1:B:699:VAL:HB	2.01	0.41
1:B:705:ARG:H	1:B:708:ILE:HG12	1.84	0.41
1:A:24:GLU:HG3	1:A:26:LYS:HB2	1.94	0.41
1:A:35:GLN:OE1	1:A:264:SER:HA	2.19	0.41
1:A:64:VAL:HG13	1:A:196:ARG:CA	2.47	0.41
1:A:145:LEU:N	1:A:147:HIS:H	2.19	0.41
1:A:205:VAL:O	1:A:206:ASP:CB	2.69	0.41
1:A:365:GLN:HE21	1:A:367:ALA:N	2.19	0.41
1:A:402:ALA:CB	1:A:403:PRO:HD3	2.50	0.41
1:A:503:VAL:CG1	1:A:517:TYR:O	2.68	0.41
1:A:581:HIS:HE1	1:A:584:SER:O	2.03	0.41
1:A:676:ARG:O	1:A:679:GLU:CB	2.68	0.41
1:A:702:MET:HE3	1:A:702:MET:HB2	1.89	0.41
1:B:3:ASN:HB2	1:B:436:GLU:CD	2.36	0.41
1:B:160:PRO:HG2	1:B:161:LEU:N	2.35	0.41
1:B:195:LEU:HD23	1:B:199:LEU:CD1	2.47	0.41
1:B:234:THR:O	1:B:238:GLU:N	2.48	0.41
1:B:322:ILE:O	1:B:325:MET:SD	2.79	0.41
1:B:350:ASP:HB3	1:B:430:VAL:CG2	2.50	0.41
1:B:451:LEU:CB	1:B:453:ARG:NE	2.84	0.41
1:B:552:ASN:N	1:B:553:LYS:NZ	2.69	0.41
1:B:586:GLU:C	1:B:622:ARG:CD	2.89	0.41
1:B:678:ILE:CG1	1:B:679:GLU:N	2.83	0.41
1:A:51:GLU:HG2	1:A:564:LYS:HG3	2.02	0.41
1:A:128:PRO:HD3	1:A:166:PRO:CA	2.51	0.41
1:A:159:SER:CA	1:A:164:ILE:HA	2.47	0.41
1:A:237:PHE:C	1:A:240:SER:HB3	2.41	0.41
1:A:278:THR:C	1:A:279:ASN:ND2	2.73	0.41
1:A:294:TYR:CE1	1:A:515:SER:N	2.89	0.41
1:A:309:SER:O	1:A:318:ILE:HG13	2.21	0.41
1:A:342:TYR:O	1:A:342:TYR:CG	2.74	0.41
1:A:348:ALA:N	1:A:358:VAL:HG22	2.35	0.41
1:A:349:ILE:CG1	1:A:353:GLY:O	2.69	0.41
1:A:350:ASP:O	1:A:352:MET:N	2.48	0.41
1:A:451:LEU:O	1:A:452:ASP:HB2	2.21	0.41
1:A:455:PRO:O	1:A:458:ALA:N	2.54	0.41

*Continued on next page...*

*Continued from previous page...*

Atom-1	Atom-2	Interatomic distance (Å)	Clash overlap (Å)
1:A:471:LEU:HD12	1:A:477:ASN:N	2.31	0.41
1:A:520:TRP:CE3	1:A:542:THR:O	2.74	0.41
1:A:523:ARG:HG2	1:A:538:GLY:C	2.42	0.41
1:A:523:ARG:C	1:A:539:SER:CB	2.89	0.41
1:A:600:LYS:NZ	1:A:602:TYR:OH	2.45	0.41
1:A:671:ALA:HB1	1:A:754:ASN:N	2.35	0.41
1:A:714:LEU:O	1:A:720:ARG:CZ	2.69	0.41
1:A:737:LEU:O	1:A:738:LEU:HD23	2.21	0.41
1:A:750:LEU:O	1:A:753:SER:C	2.59	0.41
1:B:6:VAL:HG22	1:B:551:TYR:OH	2.20	0.41
1:B:62:ASP:CG	1:B:63:PRO:CD	2.86	0.41
1:B:119:LYS:HZ2	1:B:218:GLY:N	2.16	0.41
1:B:132:LEU:HD21	1:B:147:HIS:O	2.21	0.41
1:B:165:LEU:HD13	1:B:165:LEU:C	2.41	0.41
1:B:176:ARG:CZ	1:B:446:GLU:CG	2.86	0.41
1:B:200:THR:CG2	1:B:201:ALA:N	2.78	0.41
1:B:262:SER:HB2	1:B:269:LEU:HG	2.03	0.41
1:B:334:ARG:HH11	1:B:334:ARG:CG	2.34	0.41
1:B:341:SER:O	1:B:559:GLU:OE2	2.39	0.41
1:B:350:ASP:CG	1:B:430:VAL:N	2.72	0.41
1:B:364:TRP:CE2	1:B:628:VAL:CG1	3.02	0.41
1:B:400:THR:OG1	1:B:686:ILE:HG23	2.21	0.41
1:B:401:LEU:HB3	1:B:404:ILE:HD12	2.03	0.41
1:B:512:GLU:O	1:B:514:GLY:N	2.53	0.41
1:B:534:ALA:N	1:B:535:ILE:C	2.73	0.41
1:B:735:MET:HB3	1:B:737:LEU:CD1	2.16	0.41
1:A:6:VAL:CG2	1:A:434:GLY:CA	2.85	0.41
1:A:38:LEU:CG	1:A:39:GLN:N	2.84	0.41
1:A:52:LEU:CD1	1:A:53:LEU:N	2.72	0.41
1:A:73:TYR:C	1:A:73:TYR:HD1	2.25	0.41
1:A:110:ILE:O	1:A:112:GLY:N	2.43	0.41
1:A:179:THR:O	1:A:332:LYS:CE	2.65	0.41
1:A:204:SER:O	1:A:205:VAL:HB	2.21	0.41
1:A:263:PRO:HG3	1:A:502:VAL:HG21	2.00	0.41
1:A:349:ILE:HD12	1:A:357:HIS:O	2.20	0.41
1:A:387:LEU:H	1:A:572:THR:HG22	1.85	0.41
1:A:542:THR:HG23	1:A:544:GLU:HB2	1.98	0.41
1:A:735:MET:SD	1:A:737:LEU:HB2	2.59	0.41
1:A:735:MET:HG3	1:A:737:LEU:C	2.40	0.41
1:A:747:THR:HA	1:A:750:LEU:CG	2.51	0.41
1:B:44:PHE:O	1:B:45:SER:HB3	2.21	0.41

*Continued on next page...*

*Continued from previous page...*

Atom-1	Atom-2	Interatomic distance (Å)	Clash overlap (Å)
1:B:52:LEU:O	1:B:173:ARG:HA	2.21	0.41
1:B:70:PHE:CA	1:B:85:LEU:HD13	2.51	0.41
1:B:102:ILE:O	1:B:106:LEU:CB	2.69	0.41
1:B:350:ASP:HB2	1:B:429:THR:N	2.35	0.41
1:B:364:TRP:N	1:B:410:VAL:HG21	2.36	0.41
1:B:374:THR:H	1:B:387:LEU:CB	2.34	0.41
1:B:399:ALA:O	1:B:403:PRO:CD	2.69	0.41
1:B:591:ASP:O	1:B:606:VAL:O	2.37	0.41
1:A:5:LYS:N	1:A:5:LYS:CD	2.77	0.40
1:A:36:LEU:CA	1:A:263:PRO:CA	2.94	0.40
1:A:62:ASP:OD1	1:A:65:MET:N	2.46	0.40
1:A:89:PHE:CD1	1:A:89:PHE:C	2.94	0.40
1:A:101:GLU:OE1	1:A:102:ILE:HG13	2.21	0.40
1:A:185:ALA:O	1:A:189:CYS:SG	2.78	0.40
1:A:345:GLN:HA	1:A:360:VAL:CB	2.51	0.40
1:A:359:VAL:CG1	1:A:438:THR:O	2.69	0.40
1:A:417:ARG:CA	1:A:420:VAL:HB	2.51	0.40
1:A:503:VAL:CG2	1:A:519:VAL:CA	2.99	0.40
1:A:547:GLU:CA	1:A:550:ALA:CB	2.85	0.40
1:A:580:TRP:CD1	1:A:581:HIS:CA	3.04	0.40
1:A:641:VAL:O	1:A:645:ARG:HG2	2.21	0.40
1:A:735:MET:CG	1:A:737:LEU:N	2.72	0.40
1:B:58:LYS:HE2	1:B:58:LYS:H	1.84	0.40
1:B:68:ARG:NH2	1:B:328:VAL:HA	2.31	0.40
1:B:116:ARG:HD3	1:B:116:ARG:HA	1.76	0.40
1:B:159:SER:OG	1:B:159:SER:O	2.37	0.40
1:B:176:ARG:NE	1:B:176:ARG:C	2.72	0.40
1:B:467:VAL:HG22	1:B:468:ASP:H	1.84	0.40
1:B:509:VAL:HG23	1:B:511:ALA:HB2	2.03	0.40
1:B:631:ALA:O	1:B:635:MET:SD	2.79	0.40
1:A:157:VAL:C	1:A:158:LEU:HD12	2.41	0.40
1:A:182:ASN:O	1:A:185:ALA:CB	2.68	0.40
1:A:380:ASN:O	1:A:381:ASN:CB	2.69	0.40
1:A:446:GLU:O	1:A:450:ALA:CB	2.69	0.40
1:A:509:VAL:HG23	1:A:510:ALA:H	1.85	0.40
1:A:616:GLN:HE21	1:A:616:GLN:CA	2.31	0.40
1:A:675:LEU:CD1	1:A:721:HIS:CD2	2.94	0.40
1:B:12:SER:O	1:B:463:ARG:CB	2.69	0.40
1:B:65:MET:O	1:B:69:LEU:HD23	2.20	0.40
1:B:66:TYR:C	1:B:68:ARG:N	2.73	0.40
1:B:114:SER:O	1:B:117:ALA:CB	2.68	0.40

*Continued on next page...*



*Continued from previous page...*

Atom-1	Atom-2	Interatomic distance (Å)	Clash overlap (Å)
1:B:119:LYS:CB	1:B:219:ALA:HB3	2.35	0.40
1:B:132:LEU:CD2	1:B:147:HIS:O	2.70	0.40
1:B:173:ARG:NH2	1:B:578:TRP:HZ2	2.20	0.40
1:B:181:PRO:CB	1:B:331:PHE:CE2	2.85	0.40
1:B:232:ALA:CA	1:B:235:THR:OG1	2.69	0.40
1:B:522:VAL:HB	1:B:540:ILE:HD12	2.01	0.40
1:B:553:LYS:HD3	1:B:553:LYS:HA	1.92	0.40
1:B:564:LYS:HB3	1:B:565:VAL:H	1.55	0.40
1:B:577:ILE:CD1	1:B:578:TRP:O	2.69	0.40
1:B:702:MET:CE	1:B:702:MET:CA	2.92	0.40
1:B:744:GLU:HA	1:B:747:THR:OG1	2.20	0.40
1:A:18:GLN:O	1:A:21:ALA:CB	2.70	0.40
1:A:29:LEU:O	1:A:30:SER:HB2	2.21	0.40
1:A:44:PHE:CD2	1:A:333:LEU:HA	2.57	0.40
1:A:104:ARG:CZ	1:A:104:ARG:CA	2.99	0.40
1:A:145:LEU:O	1:A:148:HIS:CA	2.68	0.40
1:A:173:ARG:CB	1:A:579:PRO:HG3	2.51	0.40
1:A:182:ASN:O	1:A:186:LEU:CD1	2.69	0.40
1:A:201:ALA:O	1:A:204:SER:CA	2.69	0.40
1:A:237:PHE:CD1	1:A:237:PHE:C	2.95	0.40
1:A:237:PHE:C	1:A:240:SER:CB	2.90	0.40
1:A:462:LEU:HD22	1:A:462:LEU:HA	1.89	0.40
1:A:600:LYS:HD3	1:A:602:TYR:HE1	1.86	0.40
1:A:606:VAL:HA	1:A:610:GLU:OE2	2.21	0.40
1:B:22:ILE:CD1	1:B:516:LEU:O	2.70	0.40
1:B:77:GLY:O	1:B:78:GLY:C	2.59	0.40
1:B:96:THR:HG23	1:B:237:PHE:HB3	2.03	0.40
1:B:103:TRP:NE1	1:B:231:ASN:HA	2.31	0.40
1:B:165:LEU:CD2	1:B:166:PRO:HA	2.52	0.40
1:B:254:LEU:HG	1:B:294:TYR:HA	2.03	0.40
1:B:308:PHE:CZ	1:B:318:ILE:N	2.78	0.40
1:B:343:ILE:CG2	1:B:345:GLN:OE1	2.69	0.40
1:B:500:GLU:O	1:B:501:VAL:CG2	2.69	0.40
1:B:560:VAL:CG2	1:B:561:LEU:N	2.84	0.40
1:B:645:ARG:CG	1:B:646:THR:N	2.85	0.40
1:B:647:LEU:HD13	1:B:648:ALA:HA	2.04	0.40
1:B:714:LEU:HD23	1:B:714:LEU:HA	1.91	0.40
1:A:64:VAL:HG12	1:A:196:ARG:HG2	2.04	0.40
1:A:100:PRO:CG	1:A:101:GLU:H	2.28	0.40
1:A:126:VAL:HG21	1:A:165:LEU:CB	2.11	0.40
1:A:187:VAL:HG11	1:A:247:ASN:N	2.09	0.40

*Continued on next page...*

*Continued from previous page...*

Atom-1	Atom-2	Interatomic distance (Å)	Clash overlap (Å)
1:A:292:ILE:O	1:A:296:ASP:CB	2.69	0.40
1:A:374:THR:HB	1:A:620:ARG:CZ	2.51	0.40
1:A:421:TYR:CA	1:A:423:ALA:O	2.70	0.40
1:A:498:ASN:ND2	1:A:522:VAL:CG1	2.80	0.40
1:A:502:VAL:CG2	1:A:503:VAL:HG12	2.51	0.40
1:A:530:VAL:CB	1:A:551:TYR:OH	2.70	0.40
1:A:580:TRP:CE2	1:A:581:HIS:HA	2.50	0.40
1:A:589:TYR:CE2	1:A:590:GLU:C	2.95	0.40
1:A:653:THR:HG23	1:A:655:ARG:HD3	2.03	0.40
1:B:24:GLU:O	1:B:24:GLU:CG	2.69	0.40
1:B:46:ALA:C	1:B:334:ARG:NH2	2.75	0.40
1:B:88:GLN:NE2	1:B:143:HIS:CD2	2.74	0.40
1:B:117:ALA:CB	1:B:222:PRO:CG	2.85	0.40
1:B:238:GLU:O	1:B:241:ARG:HD3	2.21	0.40
1:B:254:LEU:HB2	1:B:297:MET:HE1	1.63	0.40
1:B:259:ARG:CG	1:B:268:GLU:O	2.70	0.40
1:B:298:VAL:CA	1:B:302:GLY:H	2.34	0.40
1:B:527:ARG:N	1:B:527:ARG:CD	2.81	0.40
1:B:561:LEU:N	1:B:561:LEU:CD2	2.81	0.40
1:B:589:TYR:H	1:B:734:MET:HG3	1.85	0.40
1:B:607:LYS:HG3	1:B:609:PHE:CD2	2.49	0.40
1:B:647:LEU:C	1:B:647:LEU:CD1	2.85	0.40
1:A:4:LEU:HD21	1:A:17:THR:CG2	2.45	0.40
1:A:151:THR:O	1:A:154:VAL:HB	2.21	0.40
1:A:217:LYS:O	1:A:219:ALA:CB	2.70	0.40
1:A:230:ALA:CA	1:A:233:ALA:HB3	2.45	0.40
1:A:268:GLU:CD	1:A:269:LEU:CG	2.70	0.40
1:A:365:GLN:CD	1:A:366:PHE:CA	2.85	0.40
1:A:404:ILE:C	1:A:406:ASN:H	2.24	0.40
1:A:466:ILE:H	1:A:466:ILE:HG13	1.57	0.40
1:A:493:TYR:CG	1:A:549:ILE:HD12	2.54	0.40
1:A:517:TYR:OH	1:A:520:TRP:CE3	2.74	0.40
1:A:534:ALA:C	1:A:535:ILE:HG23	2.41	0.40
1:A:535:ILE:HD11	1:A:541:ARG:N	2.37	0.40
1:A:572:THR:O	1:A:574:SER:C	2.54	0.40
1:B:14:ARG:O	1:B:17:THR:CB	2.70	0.40
1:B:53:LEU:CG	1:B:571:HIS:ND1	2.84	0.40
1:B:72:GLN:O	1:B:75:GLN:CA	2.69	0.40
1:B:75:GLN:NE2	1:B:177:THR:OG1	2.54	0.40
1:B:97:ALA:CA	1:B:99:ASN:OD1	2.70	0.40
1:B:107:THR:CA	1:B:110:ILE:CG1	2.84	0.40

*Continued on next page...*

Continued from previous page...

Atom-1	Atom-2	Interatomic distance (Å)	Clash overlap (Å)
1:B:111:THR:CG2	1:B:121:ASP:OD1	2.70	0.40
1:B:123:VAL:HA	1:B:164:ILE:HG22	1.93	0.40
1:B:244:PHE:CD1	1:B:318:ILE:CG2	2.96	0.40
1:B:291:PHE:CE2	1:B:503:VAL:HG22	2.56	0.40
1:B:307:ILE:O	1:B:308:PHE:C	2.60	0.40
1:B:327:GLU:OE1	1:B:327:GLU:CA	2.69	0.40
1:B:342:TYR:HB2	1:B:363:ASP:CB	2.51	0.40
1:B:410:VAL:HG23	1:B:411:SER:N	2.36	0.40
1:B:497:HIS:CD2	1:B:549:ILE:HD11	2.02	0.40
1:B:663:ILE:C	1:B:663:ILE:CD1	2.85	0.40
1:B:694:ALA:HB1	1:B:726:TRP:CD1	2.57	0.40

There are no symmetry-related clashes.

## 5.3 Torsion angles [i](#)

### 5.3.1 Protein backbone [i](#)

In the following table, the Percentiles column shows the percent Ramachandran outliers of the chain as a percentile score with respect to all PDB entries followed by that with respect to all EM entries.

The Analysed column shows the number of residues for which the backbone conformation was analysed, and the total number of residues.

Mol	Chain	Analysed	Favoured	Allowed	Outliers	Percentiles
1	A	755/761 (99%)	575 (76%)	109 (14%)	71 (9%)	<b>0</b>   <b>8</b>
1	B	757/761 (100%)	591 (78%)	105 (14%)	61 (8%)	<b>1</b>   <b>9</b>
All	All	1512/1522 (99%)	1166 (77%)	214 (14%)	132 (9%)	<b>1</b>   <b>8</b>

All (132) Ramachandran outliers are listed below:

Mol	Chain	Res	Type
1	A	34	LEU
1	A	61	ILE
1	A	119	LYS
1	A	123	VAL
1	A	144	GLU
1	A	162	GLY
1	A	181	PRO

Continued on next page...

*Continued from previous page...*

<b>Mol</b>	<b>Chain</b>	<b>Res</b>	<b>Type</b>
1	A	198	MET
1	A	241	ARG
1	A	263	PRO
1	A	356	SER
1	A	386	PHE
1	A	433	ASN
1	A	477	ASN
1	A	503	VAL
1	A	527	ARG
1	A	531	GLY
1	A	582	GLU
1	A	625	LYS
1	A	655	ARG
1	A	740	ARG
1	B	45	SER
1	B	61	ILE
1	B	99	ASN
1	B	113	SER
1	B	118	ILE
1	B	126	VAL
1	B	145	LEU
1	B	156	HIS
1	B	164	ILE
1	B	221	ALA
1	B	222	PRO
1	B	268	GLU
1	B	277	ASN
1	B	303	ARG
1	B	340	THR
1	B	342	TYR
1	B	349	ILE
1	B	355	PRO
1	B	359	VAL
1	B	378	LEU
1	B	442	PRO
1	B	540	ILE
1	B	565	VAL
1	B	582	GLU
1	B	585	THR
1	B	598	ARG
1	B	626	PRO
1	B	740	ARG

*Continued on next page...*

*Continued from previous page...*

<b>Mol</b>	<b>Chain</b>	<b>Res</b>	<b>Type</b>
1	B	754	ASN
1	B	760	VAL
1	A	115	ASN
1	A	219	ALA
1	A	251	SER
1	A	292	ILE
1	A	332	LYS
1	A	348	ALA
1	A	349	ILE
1	A	361	TYR
1	A	362	GLU
1	A	437	MET
1	A	497	HIS
1	A	502	VAL
1	A	584	SER
1	A	597	ILE
1	A	684	THR
1	A	739	SER
1	B	62	ASP
1	B	98	CYS
1	B	111	THR
1	B	174	VAL
1	B	271	PRO
1	B	376	VAL
1	B	409	ALA
1	B	501	VAL
1	B	621	VAL
1	A	129	THR
1	A	222	PRO
1	A	289	ALA
1	A	319	PRO
1	A	338	GLU
1	A	381	ASN
1	A	467	VAL
1	A	522	VAL
1	A	555	ILE
1	A	558	SER
1	A	656	ASP
1	B	5	LYS
1	B	48	MET
1	B	603	THR
1	B	609	PHE

*Continued on next page...*

*Continued from previous page...*

<b>Mol</b>	<b>Chain</b>	<b>Res</b>	<b>Type</b>
1	A	21	ALA
1	A	31	VAL
1	A	165	LEU
1	A	205	VAL
1	A	328	VAL
1	A	382	SER
1	A	408	PHE
1	A	468	ASP
1	A	475	ALA
1	B	36	LEU
1	B	78	GLY
1	B	351	HIS
1	B	454	ASP
1	B	611	LEU
1	A	18	GLN
1	A	315	SER
1	A	445	VAL
1	A	559	GLU
1	A	690	ALA
1	A	714	LEU
1	B	43	THR
1	B	229	LEU
1	B	509	VAL
1	B	529	PRO
1	B	557	PRO
1	A	127	PRO
1	A	330	PRO
1	A	573	THR
1	B	429	THR
1	A	37	PRO
1	B	127	PRO
1	B	441	PHE
1	B	578	TRP
1	A	110	ILE
1	A	556	GLN
1	B	270	ASP
1	A	375	PRO
1	A	578	TRP
1	B	502	VAL
1	B	555	ILE
1	B	370	ILE

### 5.3.2 Protein sidechains [i](#)

In the following table, the Percentiles column shows the percent sidechain outliers of the chain as a percentile score with respect to all PDB entries followed by that with respect to all EM entries.

The Analysed column shows the number of residues for which the sidechain conformation was analysed, and the total number of residues.

Mol	Chain	Analysed	Rotameric	Outliers	Percentiles	
1	A	629/629 (100%)	341 (54%)	288 (46%)	0	0
1	B	629/629 (100%)	340 (54%)	289 (46%)	0	0
All	All	1258/1258 (100%)	681 (54%)	577 (46%)	0	0

All (577) residues with a non-rotameric sidechain are listed below:

Mol	Chain	Res	Type
1	A	5	LYS
1	A	6	VAL
1	A	8	ASP
1	A	9	LEU
1	A	14	ARG
1	A	16	LEU
1	A	17	THR
1	A	20	PHE
1	A	24	GLU
1	A	25	LEU
1	A	26	LYS
1	A	27	ASN
1	A	28	GLN
1	A	39	GLN
1	A	40	PHE
1	A	41	THR
1	A	42	ARG
1	A	43	THR
1	A	44	PHE
1	A	45	SER
1	A	48	MET
1	A	49	THR
1	A	50	SER
1	A	51	GLU
1	A	52	LEU
1	A	53	LEU
1	A	55	GLU

*Continued on next page...*



*Continued from previous page...*

<b>Mol</b>	<b>Chain</b>	<b>Res</b>	<b>Type</b>
1	A	58	LYS
1	A	62	ASP
1	A	68	ARG
1	A	70	PHE
1	A	71	PHE
1	A	72	GLN
1	A	73	TYR
1	A	80	LEU
1	A	81	SER
1	A	84	GLU
1	A	85	LEU
1	A	92	TYR
1	A	95	SER
1	A	101	GLU
1	A	104	ARG
1	A	105	LYS
1	A	107	THR
1	A	109	TYR
1	A	110	ILE
1	A	111	THR
1	A	113	SER
1	A	116	ARG
1	A	121	ASP
1	A	127	PRO
1	A	133	GLU
1	A	136	ARG
1	A	137	THR
1	A	141	SER
1	A	142	GLU
1	A	143	HIS
1	A	144	GLU
1	A	145	LEU
1	A	146	PHE
1	A	156	HIS
1	A	161	LEU
1	A	164	ILE
1	A	165	LEU
1	A	166	PRO
1	A	167	ASP
1	A	172	TYR
1	A	173	ARG
1	A	174	VAL

*Continued on next page...*

*Continued from previous page...*

<b>Mol</b>	<b>Chain</b>	<b>Res</b>	<b>Type</b>
1	A	179	THR
1	A	180	TYR
1	A	183	PHE
1	A	188	ASP
1	A	190	VAL
1	A	193	SER
1	A	194	ASP
1	A	195	LEU
1	A	196	ARG
1	A	197	ARG
1	A	199	LEU
1	A	200	THR
1	A	202	LEU
1	A	203	SER
1	A	206	ASP
1	A	208	LYS
1	A	209	MET
1	A	210	LEU
1	A	211	GLN
1	A	214	PHE
1	A	215	LYS
1	A	220	LEU
1	A	229	LEU
1	A	238	GLU
1	A	239	ARG
1	A	240	SER
1	A	250	VAL
1	A	251	SER
1	A	253	VAL
1	A	262	SER
1	A	267	LYS
1	A	274	ARG
1	A	275	LEU
1	A	276	ARG
1	A	284	LEU
1	A	287	ASN
1	A	288	LEU
1	A	290	LEU
1	A	292	ILE
1	A	294	TYR
1	A	300	GLN
1	A	301	ARG

*Continued on next page...*

*Continued from previous page...*

<b>Mol</b>	<b>Chain</b>	<b>Res</b>	<b>Type</b>
1	A	303	ARG
1	A	307	ILE
1	A	311	GLU
1	A	313	LEU
1	A	317	ILE
1	A	325	MET
1	A	326	SER
1	A	327	GLU
1	A	328	VAL
1	A	331	PHE
1	A	332	LYS
1	A	334	ARG
1	A	336	ILE
1	A	339	THR
1	A	340	THR
1	A	342	TYR
1	A	345	GLN
1	A	346	THR
1	A	350	ASP
1	A	351	HIS
1	A	352	MET
1	A	354	GLN
1	A	355	PRO
1	A	357	HIS
1	A	363	ASP
1	A	373	PHE
1	A	377	LYS
1	A	378	LEU
1	A	381	ASN
1	A	384	GLN
1	A	387	LEU
1	A	393	ILE
1	A	396	ARG
1	A	397	MET
1	A	398	SER
1	A	400	THR
1	A	401	LEU
1	A	407	THR
1	A	413	PHE
1	A	415	LYS
1	A	417	ARG
1	A	418	THR

*Continued on next page...*

*Continued from previous page...*

<b>Mol</b>	<b>Chain</b>	<b>Res</b>	<b>Type</b>
1	A	420	VAL
1	A	421	TYR
1	A	424	VAL
1	A	427	ARG
1	A	431	ASN
1	A	438	THR
1	A	439	LEU
1	A	443	SER
1	A	447	ARG
1	A	448	ASP
1	A	453	ARG
1	A	455	PRO
1	A	456	MET
1	A	462	LEU
1	A	463	ARG
1	A	471	LEU
1	A	474	ARG
1	A	480	LYS
1	A	481	ARG
1	A	483	MET
1	A	484	PHE
1	A	485	ASN
1	A	486	TYR
1	A	487	TYR
1	A	493	TYR
1	A	497	HIS
1	A	498	ASN
1	A	500	GLU
1	A	502	VAL
1	A	503	VAL
1	A	505	GLU
1	A	507	GLN
1	A	512	GLU
1	A	515	SER
1	A	517	TYR
1	A	518	LEU
1	A	521	ASN
1	A	522	VAL
1	A	523	ARG
1	A	525	GLU
1	A	526	LEU
1	A	527	ARG

*Continued on next page...*

*Continued from previous page...*

<b>Mol</b>	<b>Chain</b>	<b>Res</b>	<b>Type</b>
1	A	528	ILE
1	A	536	GLU
1	A	539	SER
1	A	541	ARG
1	A	542	THR
1	A	544	GLU
1	A	545	PRO
1	A	546	LEU
1	A	549	ILE
1	A	553	LYS
1	A	555	ILE
1	A	556	GLN
1	A	568	LEU
1	A	571	HIS
1	A	574	SER
1	A	575	ILE
1	A	576	HIS
1	A	577	ILE
1	A	580	TRP
1	A	581	HIS
1	A	582	GLU
1	A	584	SER
1	A	591	ASP
1	A	593	TYR
1	A	596	THR
1	A	597	ILE
1	A	598	ARG
1	A	599	ASN
1	A	600	LYS
1	A	601	ARG
1	A	606	VAL
1	A	607	LYS
1	A	609	PHE
1	A	610	GLU
1	A	611	LEU
1	A	612	LEU
1	A	614	LEU
1	A	616	GLN
1	A	617	ARG
1	A	619	GLU
1	A	620	ARG
1	A	623	ILE

*Continued on next page...*

*Continued from previous page...*

<b>Mol</b>	<b>Chain</b>	<b>Res</b>	<b>Type</b>
1	A	624	LEU
1	A	628	VAL
1	A	630	HIS
1	A	632	ILE
1	A	636	TRP
1	A	640	PHE
1	A	641	VAL
1	A	645	ARG
1	A	646	THR
1	A	651	ARG
1	A	652	ARG
1	A	656	ASP
1	A	661	LEU
1	A	664	ASP
1	A	669	GLN
1	A	673	THR
1	A	674	LEU
1	A	676	ARG
1	A	677	LYS
1	A	679	GLU
1	A	680	MET
1	A	691	VAL
1	A	693	LEU
1	A	697	ARG
1	A	698	ILE
1	A	700	ASP
1	A	701	GLN
1	A	702	MET
1	A	707	LEU
1	A	708	ILE
1	A	711	SER
1	A	714	LEU
1	A	715	HIS
1	A	716	VAL
1	A	718	ILE
1	A	720	ARG
1	A	721	HIS
1	A	722	ARG
1	A	723	ILE
1	A	724	ARG
1	A	732	LEU
1	A	733	GLN

*Continued on next page...*

*Continued from previous page...*

<b>Mol</b>	<b>Chain</b>	<b>Res</b>	<b>Type</b>
1	A	735	MET
1	A	738	LEU
1	A	739	SER
1	A	742	GLU
1	A	748	LYS
1	A	752	ASP
1	A	753	SER
1	A	759	VAL
1	A	760	VAL
1	B	9	LEU
1	B	16	LEU
1	B	20	PHE
1	B	22	ILE
1	B	25	LEU
1	B	26	LYS
1	B	27	ASN
1	B	28	GLN
1	B	29	LEU
1	B	34	LEU
1	B	35	GLN
1	B	36	LEU
1	B	38	LEU
1	B	42	ARG
1	B	44	PHE
1	B	45	SER
1	B	47	SER
1	B	48	MET
1	B	52	LEU
1	B	53	LEU
1	B	54	TRP
1	B	56	VAL
1	B	58	LYS
1	B	60	ASN
1	B	61	ILE
1	B	65	MET
1	B	66	TYR
1	B	68	ARG
1	B	71	PHE
1	B	73	TYR
1	B	80	LEU
1	B	84	GLU
1	B	87	ASN

*Continued on next page...*



*Continued from previous page...*

<b>Mol</b>	<b>Chain</b>	<b>Res</b>	<b>Type</b>
1	B	90	THR
1	B	91	GLU
1	B	92	TYR
1	B	101	GLU
1	B	102	ILE
1	B	103	TRP
1	B	104	ARG
1	B	105	LYS
1	B	109	TYR
1	B	114	SER
1	B	121	ASP
1	B	131	ILE
1	B	132	LEU
1	B	134	GLN
1	B	143	HIS
1	B	144	GLU
1	B	145	LEU
1	B	146	PHE
1	B	151	THR
1	B	155	CYS
1	B	156	HIS
1	B	157	VAL
1	B	158	LEU
1	B	161	LEU
1	B	163	PHE
1	B	164	ILE
1	B	165	LEU
1	B	170	TYR
1	B	173	ARG
1	B	176	ARG
1	B	177	THR
1	B	179	THR
1	B	187	VAL
1	B	190	VAL
1	B	191	ARG
1	B	194	ASP
1	B	196	ARG
1	B	197	ARG
1	B	200	THR
1	B	203	SER
1	B	207	SER
1	B	208	LYS

*Continued on next page...*

*Continued from previous page...*

<b>Mol</b>	<b>Chain</b>	<b>Res</b>	<b>Type</b>
1	B	209	MET
1	B	211	GLN
1	B	214	PHE
1	B	215	LYS
1	B	217	LYS
1	B	222	PRO
1	B	225	ILE
1	B	228	HIS
1	B	229	LEU
1	B	231	ASN
1	B	234	THR
1	B	235	THR
1	B	238	GLU
1	B	241	ARG
1	B	243	ASN
1	B	244	PHE
1	B	251	SER
1	B	256	ILE
1	B	262	SER
1	B	267	LYS
1	B	268	GLU
1	B	269	LEU
1	B	270	ASP
1	B	271	PRO
1	B	272	SER
1	B	274	ARG
1	B	275	LEU
1	B	276	ARG
1	B	278	THR
1	B	279	ASN
1	B	283	GLN
1	B	285	ARG
1	B	287	ASN
1	B	288	LEU
1	B	291	PHE
1	B	295	GLN
1	B	297	MET
1	B	300	GLN
1	B	301	ARG
1	B	303	ARG
1	B	308	PHE
1	B	310	ASP

*Continued on next page...*

*Continued from previous page...*

<b>Mol</b>	<b>Chain</b>	<b>Res</b>	<b>Type</b>
1	B	313	LEU
1	B	315	SER
1	B	319	PRO
1	B	321	PHE
1	B	323	GLU
1	B	325	MET
1	B	326	SER
1	B	331	PHE
1	B	332	LYS
1	B	333	LEU
1	B	334	ARG
1	B	336	ILE
1	B	337	ASN
1	B	338	GLU
1	B	340	THR
1	B	341	SER
1	B	342	TYR
1	B	343	ILE
1	B	345	GLN
1	B	346	THR
1	B	349	ILE
1	B	357	HIS
1	B	358	VAL
1	B	360	VAL
1	B	361	TYR
1	B	364	TRP
1	B	365	GLN
1	B	368	LYS
1	B	370	ILE
1	B	374	THR
1	B	377	LYS
1	B	378	LEU
1	B	381	ASN
1	B	383	ASN
1	B	386	PHE
1	B	387	LEU
1	B	388	ASP
1	B	397	MET
1	B	403	PRO
1	B	407	THR
1	B	414	VAL
1	B	415	LYS

*Continued on next page...*

*Continued from previous page...*

<b>Mol</b>	<b>Chain</b>	<b>Res</b>	<b>Type</b>
1	B	417	ARG
1	B	421	TYR
1	B	424	VAL
1	B	426	GLN
1	B	427	ARG
1	B	431	ASN
1	B	432	SER
1	B	433	ASN
1	B	438	THR
1	B	439	LEU
1	B	443	SER
1	B	445	VAL
1	B	446	GLU
1	B	447	ARG
1	B	452	ASP
1	B	453	ARG
1	B	457	VAL
1	B	462	LEU
1	B	464	THR
1	B	466	ILE
1	B	468	ASP
1	B	469	GLU
1	B	470	SER
1	B	471	LEU
1	B	472	GLU
1	B	474	ARG
1	B	479	LEU
1	B	484	PHE
1	B	491	MET
1	B	492	HIS
1	B	493	TYR
1	B	498	ASN
1	B	504	SER
1	B	506	HIS
1	B	507	GLN
1	B	513	GLN
1	B	515	SER
1	B	516	LEU
1	B	517	TYR
1	B	518	LEU
1	B	520	TRP
1	B	523	ARG

*Continued on next page...*

*Continued from previous page...*

<b>Mol</b>	<b>Chain</b>	<b>Res</b>	<b>Type</b>
1	B	524	THR
1	B	526	LEU
1	B	527	ARG
1	B	528	ILE
1	B	532	TYR
1	B	533	ASN
1	B	552	ASN
1	B	561	LEU
1	B	562	GLN
1	B	564	LYS
1	B	566	LEU
1	B	568	LEU
1	B	570	ASN
1	B	572	THR
1	B	574	SER
1	B	577	ILE
1	B	581	HIS
1	B	584	SER
1	B	585	THR
1	B	587	PHE
1	B	590	GLU
1	B	593	TYR
1	B	594	SER
1	B	597	ILE
1	B	600	LYS
1	B	601	ARG
1	B	607	LYS
1	B	609	PHE
1	B	610	GLU
1	B	612	LEU
1	B	614	LEU
1	B	616	GLN
1	B	617	ARG
1	B	619	GLU
1	B	622	ARG
1	B	623	ILE
1	B	625	LYS
1	B	626	PRO
1	B	633	ILE
1	B	634	GLN
1	B	635	MET
1	B	636	TRP

*Continued on next page...*

*Continued from previous page...*

<b>Mol</b>	<b>Chain</b>	<b>Res</b>	<b>Type</b>
1	B	637	TYR
1	B	641	VAL
1	B	642	GLU
1	B	651	ARG
1	B	652	ARG
1	B	655	ARG
1	B	656	ASP
1	B	657	ASP
1	B	659	GLU
1	B	660	LYS
1	B	661	LEU
1	B	663	ILE
1	B	666	ARG
1	B	669	GLN
1	B	673	THR
1	B	675	LEU
1	B	676	ARG
1	B	677	LYS
1	B	678	ILE
1	B	680	MET
1	B	684	THR
1	B	693	LEU
1	B	695	GLN
1	B	697	ARG
1	B	702	MET
1	B	707	LEU
1	B	710	ASP
1	B	711	SER
1	B	715	HIS
1	B	716	VAL
1	B	718	ILE
1	B	720	ARG
1	B	721	HIS
1	B	722	ARG
1	B	723	ILE
1	B	724	ARG
1	B	725	ILE
1	B	726	TRP
1	B	729	LEU
1	B	732	LEU
1	B	733	GLN
1	B	735	MET

*Continued on next page...*

*Continued from previous page...*

Mol	Chain	Res	Type
1	B	741	SER
1	B	750	LEU
1	B	753	SER
1	B	756	LEU

Sometimes sidechains can be flipped to improve hydrogen bonding and reduce clashes. All (53) such sidechains are listed below:

Mol	Chain	Res	Type
1	A	3	ASN
1	A	27	ASN
1	A	39	GLN
1	A	72	GLN
1	A	75	GLN
1	A	99	ASN
1	A	148	HIS
1	A	228	HIS
1	A	300	GLN
1	A	337	ASN
1	A	365	GLN
1	A	381	ASN
1	A	497	HIS
1	A	498	ASN
1	A	506	HIS
1	A	521	ASN
1	A	556	GLN
1	A	576	HIS
1	A	599	ASN
1	A	616	GLN
1	A	692	HIS
1	A	721	HIS
1	B	27	ASN
1	B	72	GLN
1	B	75	GLN
1	B	87	ASN
1	B	88	GLN
1	B	94	GLN
1	B	156	HIS
1	B	182	ASN
1	B	211	GLN
1	B	228	HIS
1	B	231	ASN
1	B	243	ASN

*Continued on next page...*



*Continued from previous page...*

Mol	Chain	Res	Type
1	B	287	ASN
1	B	295	GLN
1	B	300	GLN
1	B	365	GLN
1	B	416	ASN
1	B	426	GLN
1	B	433	ASN
1	B	485	ASN
1	B	498	ASN
1	B	521	ASN
1	B	533	ASN
1	B	556	GLN
1	B	570	ASN
1	B	571	HIS
1	B	581	HIS
1	B	634	GLN
1	B	669	GLN
1	B	692	HIS
1	B	695	GLN

### 5.3.3 RNA [i](#)

There are no RNA molecules in this entry.

### 5.4 Non-standard residues in protein, DNA, RNA chains [i](#)

There are no non-standard protein/DNA/RNA residues in this entry.

### 5.5 Carbohydrates [i](#)

There are no oligosaccharides in this entry.

### 5.6 Ligand geometry [i](#)

There are no ligands in this entry.

### 5.7 Other polymers [i](#)

There are no such residues in this entry.

## 5.8 Polymer linkage issues

The following chains have linkage breaks:

Mol	Chain	Number of breaks
1	A	5
1	B	2

All chain breaks are listed below:

Model	Chain	Residue-1	Atom-1	Residue-2	Atom-2	Distance (Å)
1	A	51:GLU	C	52:LEU	N	2.98
1	A	357:HIS	C	358:VAL	N	2.72
1	B	336:ILE	C	337:ASN	N	2.72
1	B	127:PRO	C	128:PRO	N	1.91
1	A	437:MET	C	438:THR	N	1.61
1	A	390:GLU	C	391:PRO	N	1.19
1	A	466:ILE	C	467:VAL	N	0.50

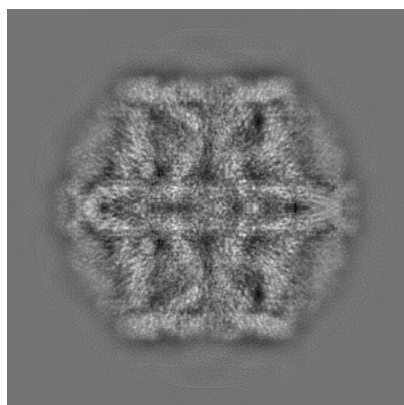
## 6 Map visualisation [i](#)

This section contains visualisations of the EMDB entry EMD-2364. These allow visual inspection of the internal detail of the map and identification of artifacts.

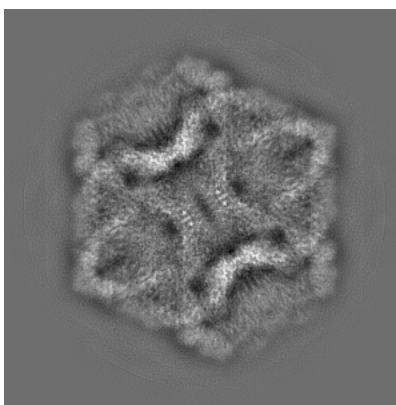
No raw map or half-maps were deposited for this entry and therefore no images, graphs, etc. pertaining to the raw map can be shown.

### 6.1 Orthogonal projections [i](#)

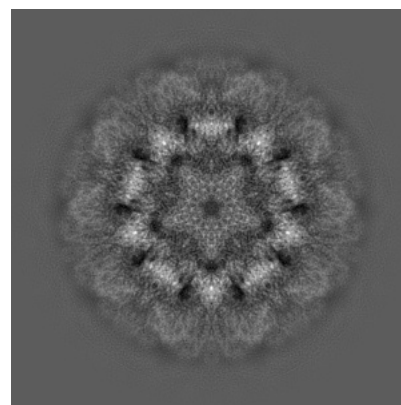
#### 6.1.1 Primary map



X



Y

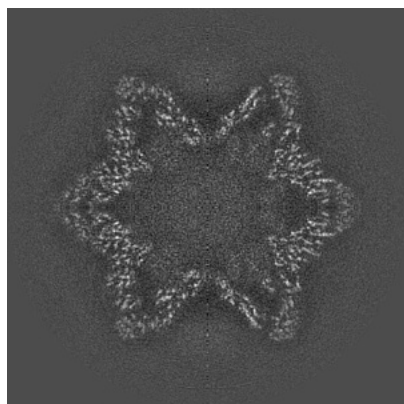


Z

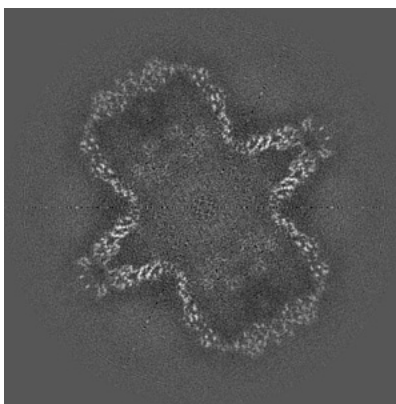
The images above show the map projected in three orthogonal directions.

### 6.2 Central slices [i](#)

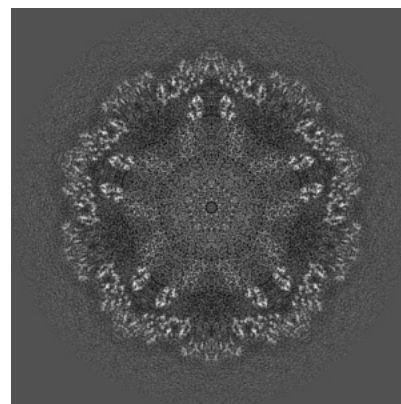
#### 6.2.1 Primary map



X Index: 210



Y Index: 210

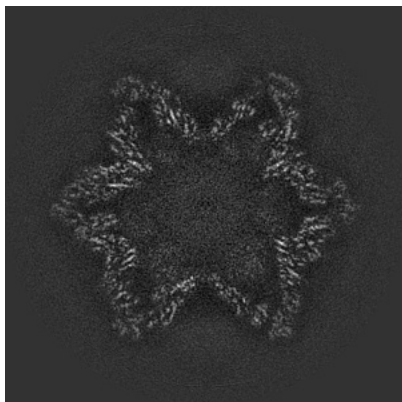


Z Index: 210

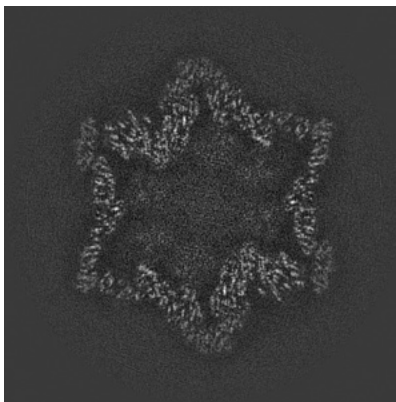
The images above show central slices of the map in three orthogonal directions.

## 6.3 Largest variance slices [i](#)

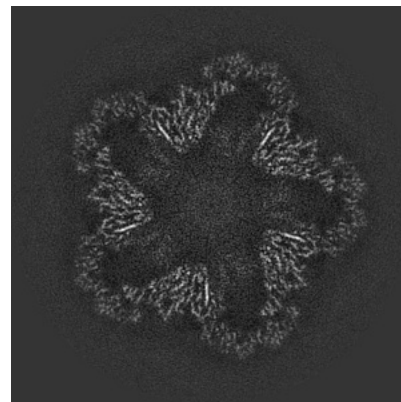
### 6.3.1 Primary map



X Index: 214



Y Index: 176




Z Index: 189

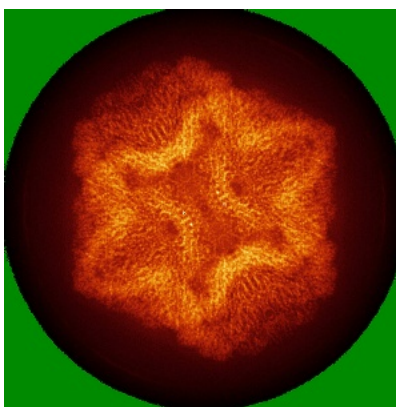
The images above show the largest variance slices of the map in three orthogonal directions.

## 6.4 Orthogonal standard-deviation projections (False-color) [i](#)

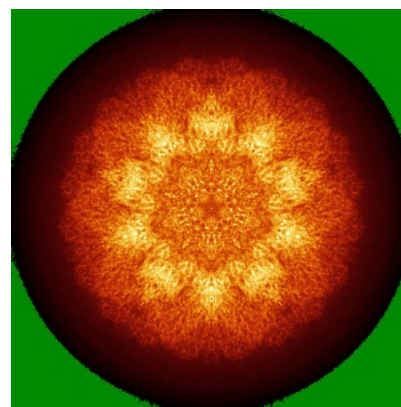
### 6.4.1 Primary map



X



Y



Z

The images above show the map standard deviation projections with false color in three orthogonal directions. Minimum values are shown in green, max in blue, and dark to light orange shades represent small to large values respectively.

## 6.5 Orthogonal surface views [i](#)

### 6.5.1 Primary map



X



Y



Z

The images above show the 3D surface view of the map at the recommended contour level 2.0. These images, in conjunction with the slice images, may facilitate assessment of whether an appropriate contour level has been provided.


## 6.6 Mask visualisation [i](#)

This section shows the 3D surface view of the primary map at 50% transparency overlaid with the specified mask at 0% transparency

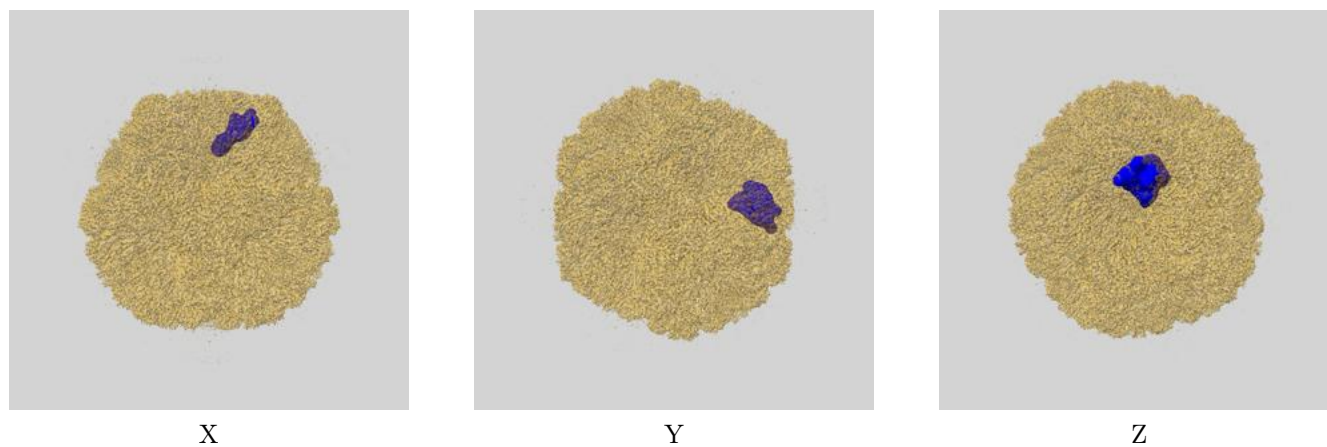
A mask typically either:

- Encompasses the whole structure
- Separates out a domain, a functional unit, a monomer or an area of interest from a larger structure

### 6.6.1 emd\_2364\_msk\_1.map [i](#)



### 6.6.2 emd\_2364\_msk\_2.map [i](#)

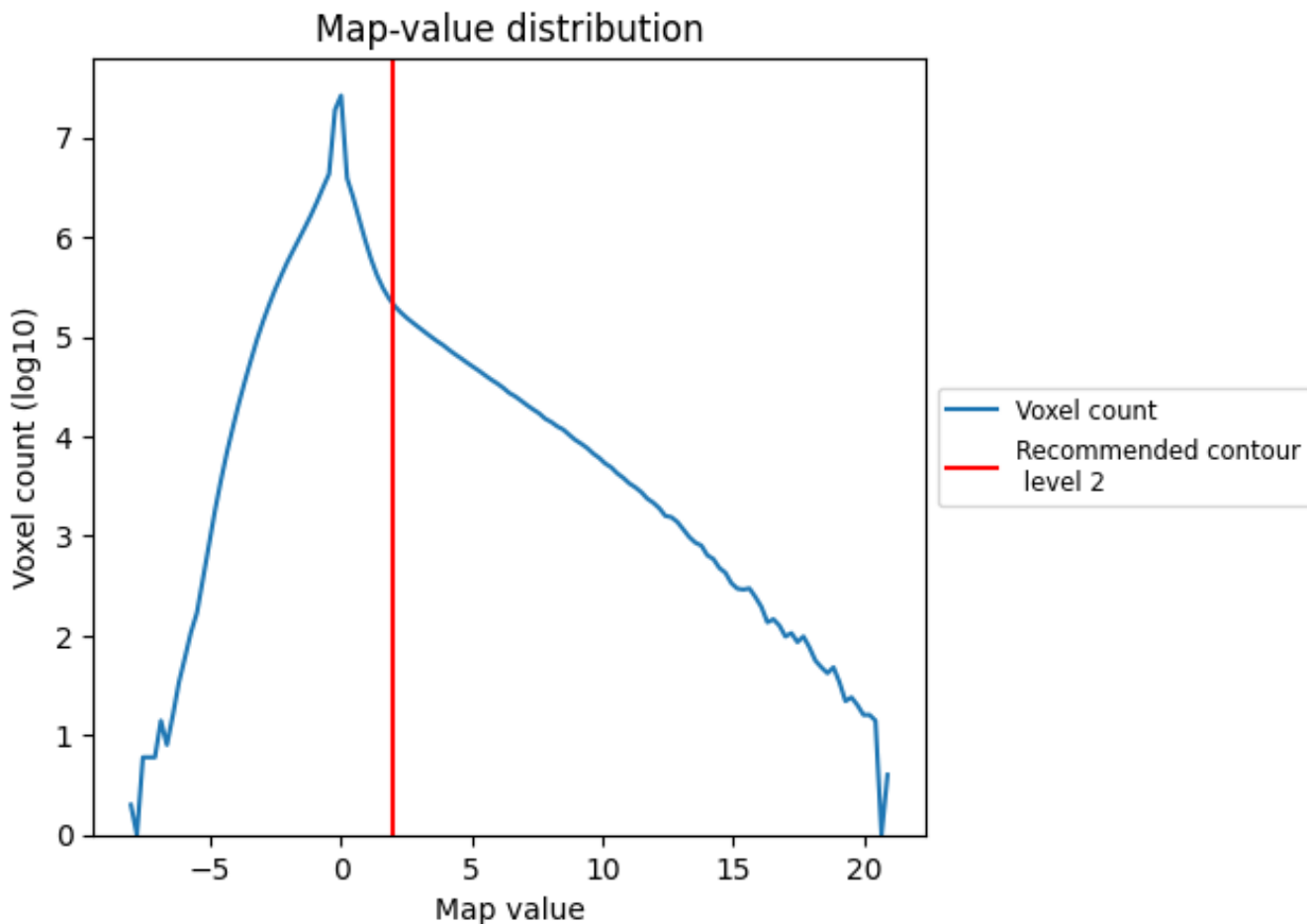




## 7 Map analysis [i](#)

This section contains the results of statistical analysis of the map.

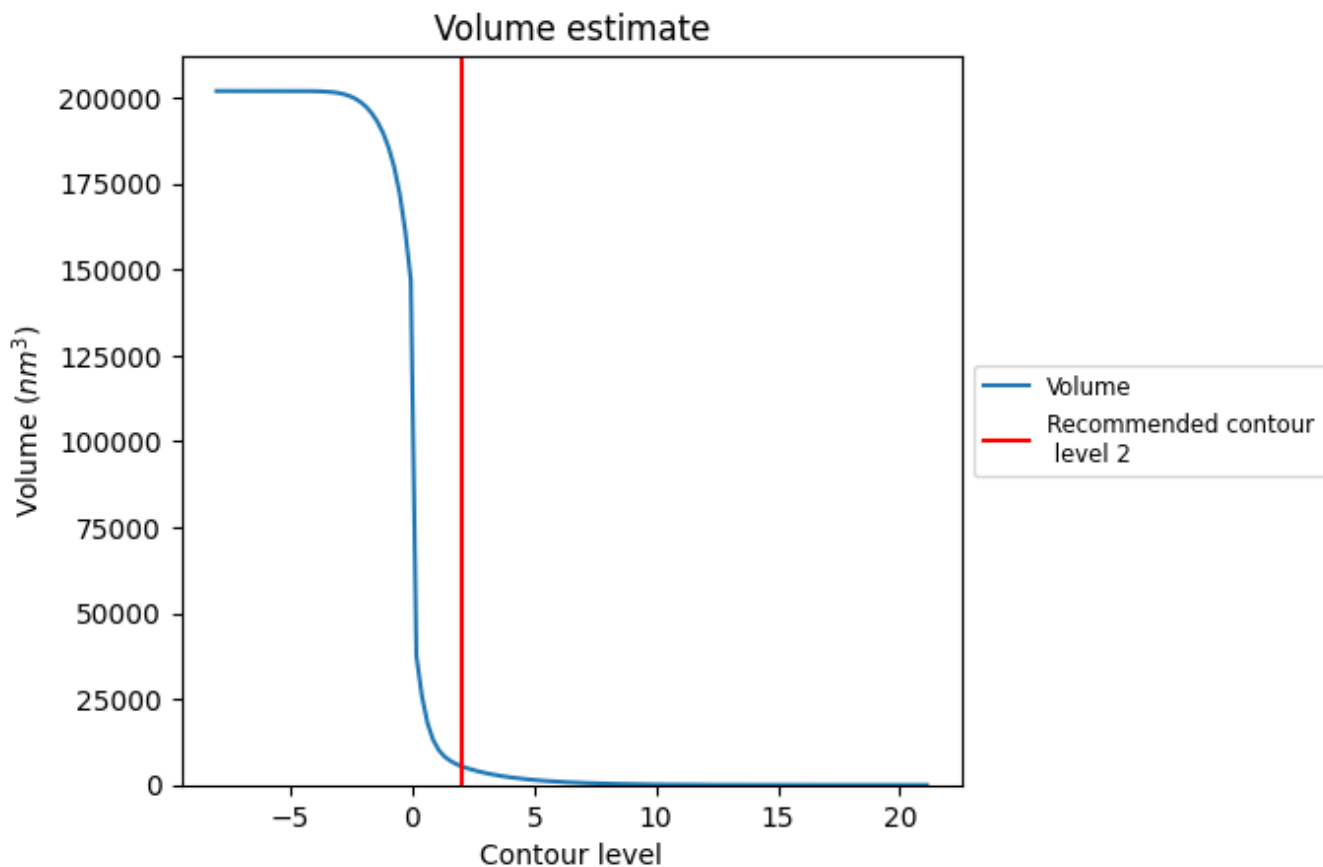
### 7.1 Map-value distribution [i](#)



The map-value distribution is plotted in 128 intervals along the x-axis. The y-axis is logarithmic. A spike in this graph at zero usually indicates that the volume has been masked.



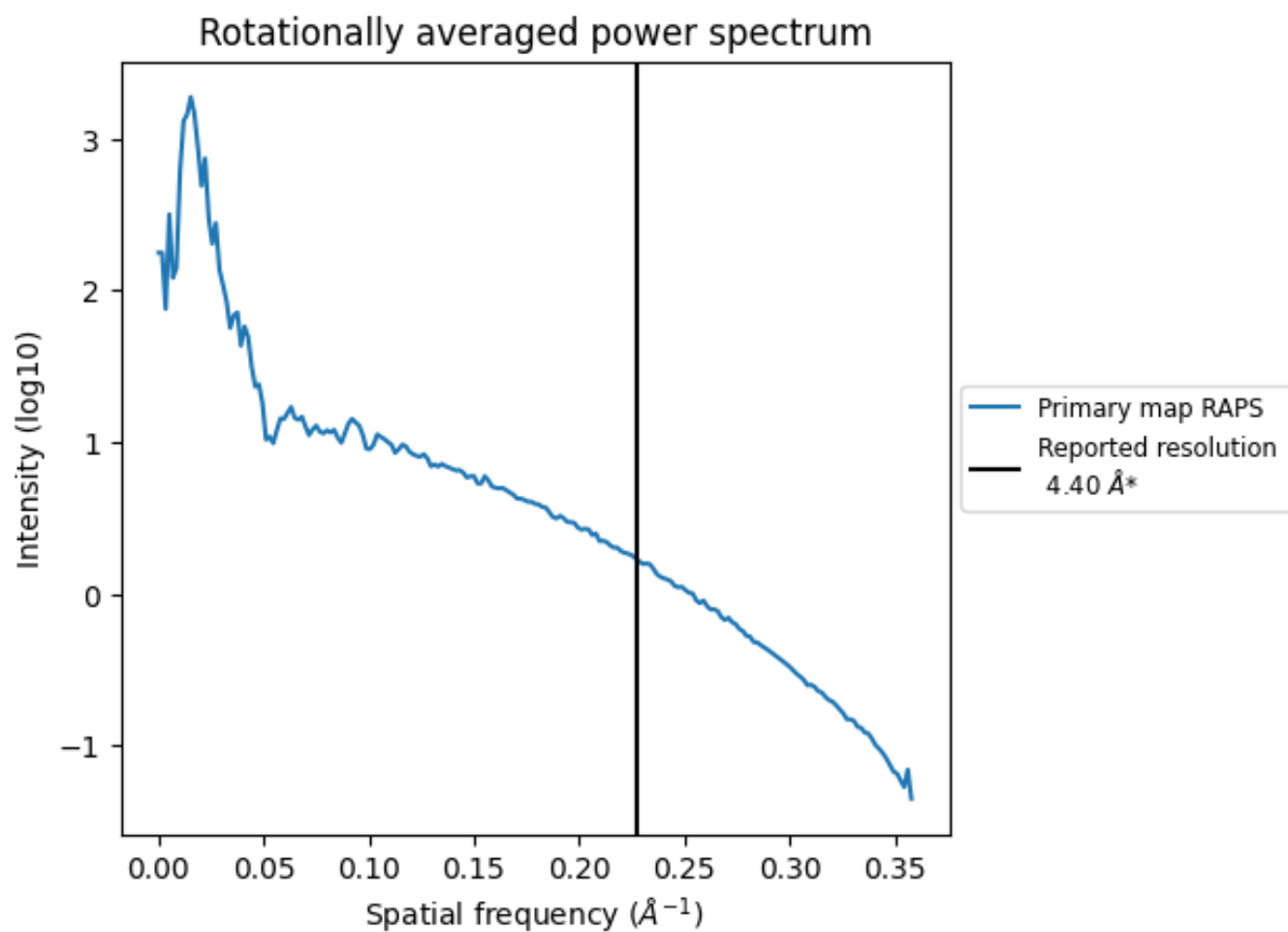
## 7.2 Volume estimate [\(i\)](#)



The volume at the recommended contour level is 5485  $\text{nm}^3$ ; this corresponds to an approximate mass of 4954 kDa.

The volume estimate graph shows how the enclosed volume varies with the contour level. The recommended contour level is shown as a vertical line and the intersection between the line and the curve gives the volume of the enclosed surface at the given level.

### 7.3 Rotationally averaged power spectrum i

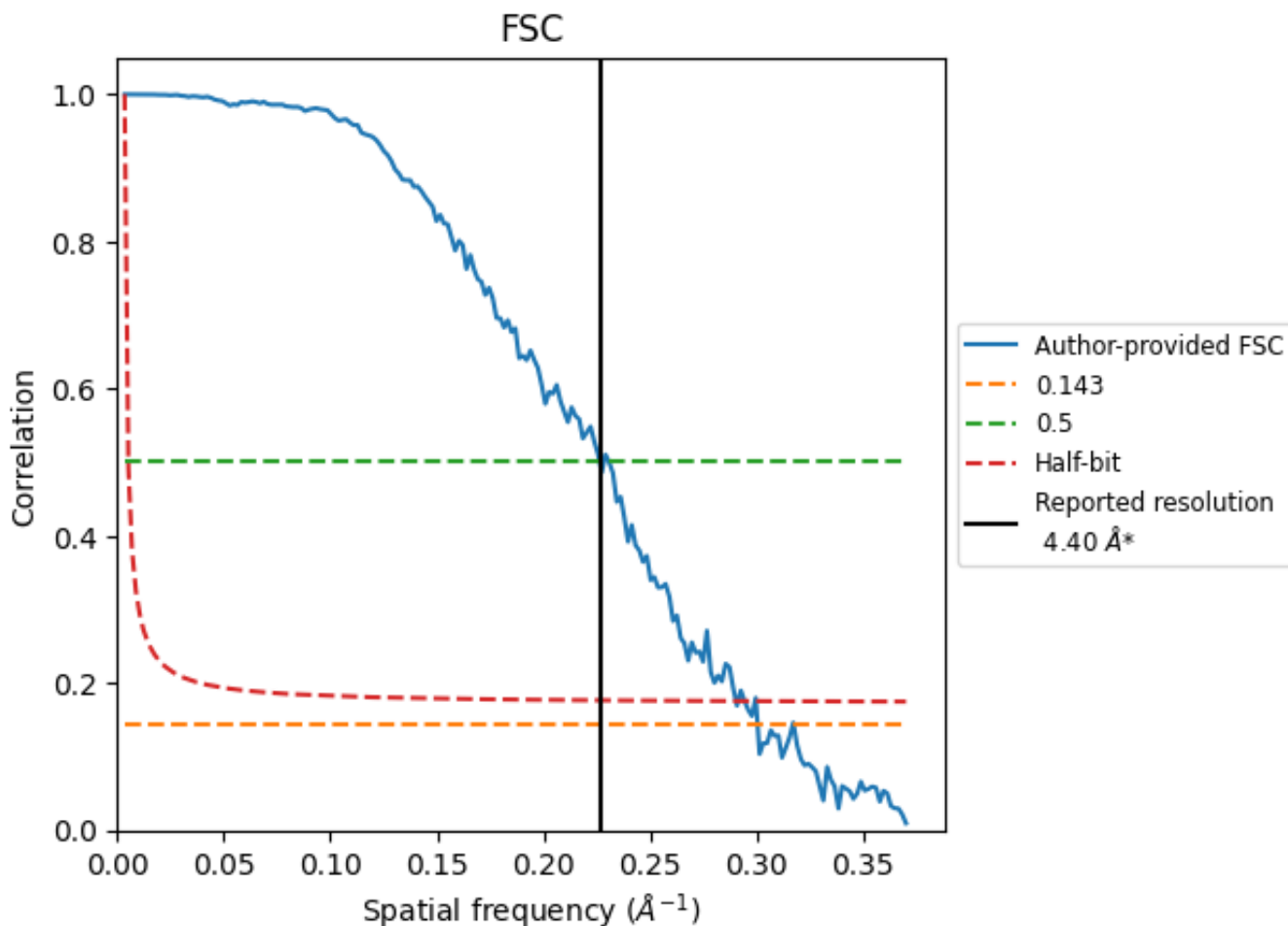


\*Reported resolution corresponds to spatial frequency of 0.227 Å<sup>-1</sup>

## 8 Fourier-Shell correlation [\(i\)](#)

Fourier-Shell Correlation (FSC) is the most commonly used method to estimate the resolution of single-particle and subtomogram-averaged maps. The shape of the curve depends on the imposed symmetry, mask and whether or not the two 3D reconstructions used were processed from a common reference. The reported resolution is shown as a black line. A curve is displayed for the half-bit criterion in addition to lines showing the 0.143 gold standard cut-off and 0.5 cut-off.

### 8.1 FSC [\(i\)](#)



\*Reported resolution corresponds to spatial frequency of 0.227 Å<sup>-1</sup>

## 8.2 Resolution estimates [i](#)

Resolution estimate (Å)	Estimation criterion (FSC cut-off)		
	0.143	0.5	Half-bit
Reported by author	-	-	-
Author-provided FSC curve	3.33	4.42	3.44
Unmasked-calculated*	-	-	-


\*Resolution estimate based on FSC curve calculated by comparison of deposited half-maps.

## 9 Map-model fit [i](#)


This section contains information regarding the fit between EMDB map EMD-2364 and PDB model 4BTG. Per-residue inclusion information can be found in section 3 on page 4.

### 9.1 Map-model overlays

#### 9.1.1 Map-model overlay [i](#)

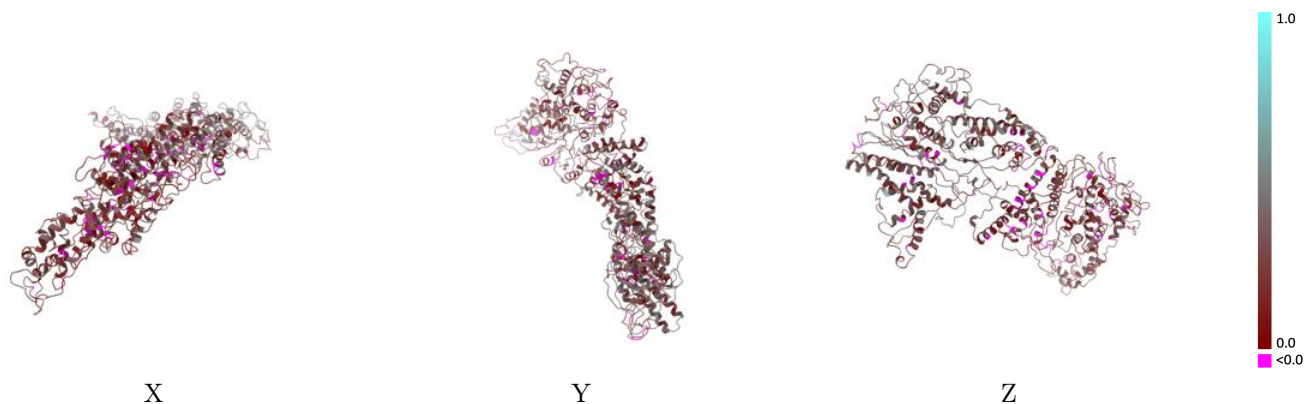


#### 9.1.2 Map-model assembly overlay [i](#)



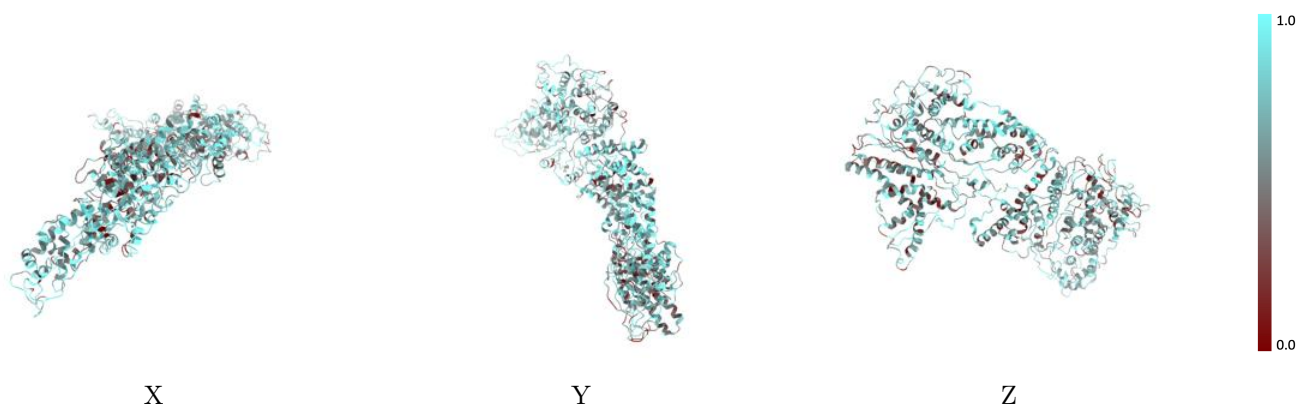
The images above show the 3D surface view of the map at the recommended contour level 2.0 at 50% transparency in yellow overlaid with a ribbon representation of the model coloured in blue. These images allow for the visual assessment of the quality of fit between the atomic model and the map.

## 9.2 Q-score mapped to coordinate model [\(i\)](#)



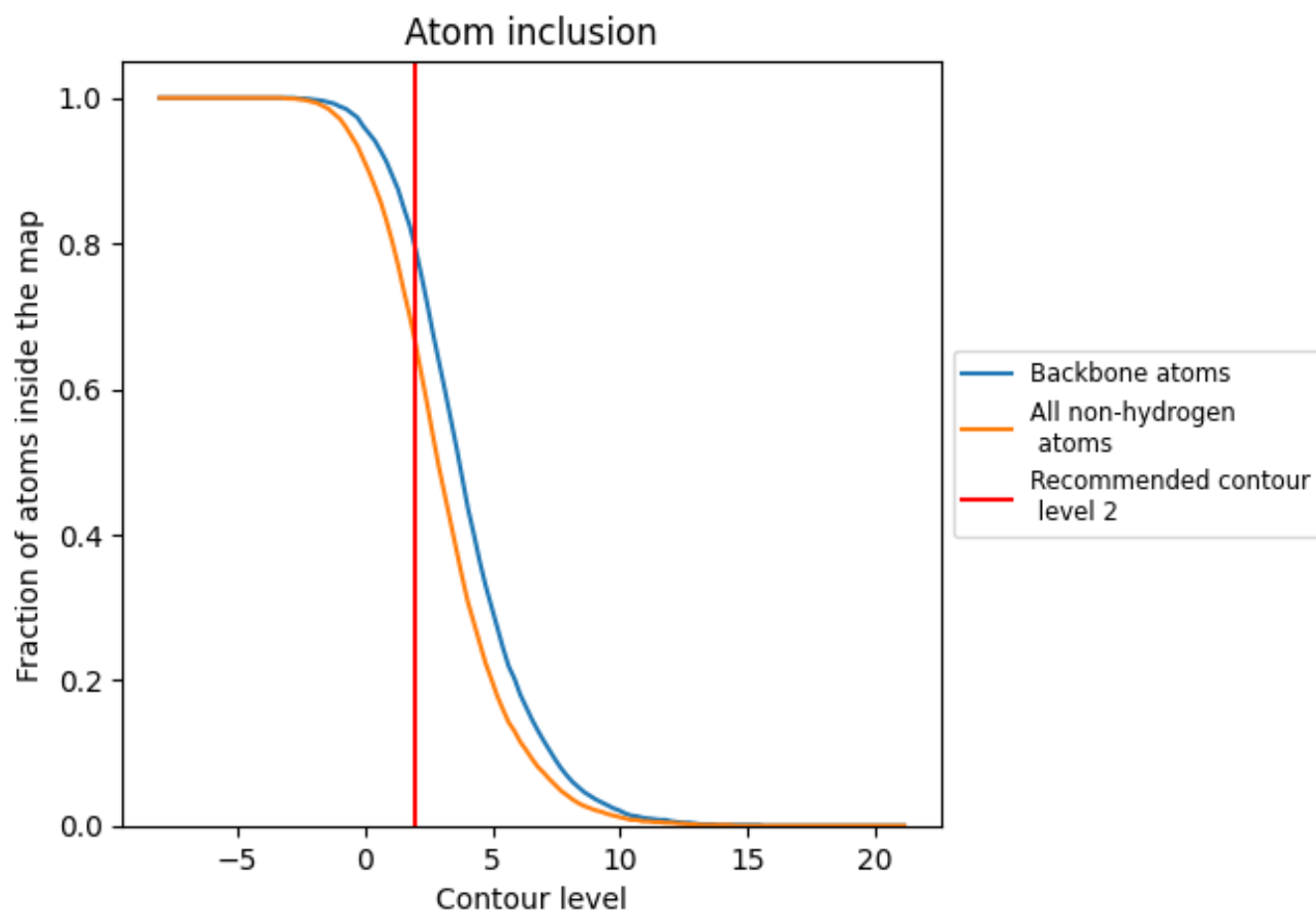
The images above show the model with each residue coloured according to its Q-score. This shows their resolvability in the map with higher Q-score values reflecting better resolvability. Please note: Q-score is calculating the resolvability of atoms, and thus high values are only expected at resolutions at which atoms can be resolved. Low Q-score values may therefore be expected for many entries.

## 9.3 Atom inclusion mapped to coordinate model [\(i\)](#)



The images above show the model with each residue coloured according to its atom inclusion. This shows to what extent they are inside the map at the recommended contour level (2).

## 9.4 Atom inclusion [i](#)








At the recommended contour level, 79% of all backbone atoms, 66% of all non-hydrogen atoms, are inside the map.



## 9.5 Map-model fit summary [i](#)

The table lists the average atom inclusion at the recommended contour level (2) and Q-score for the entire model and for each chain.

Chain	Atom inclusion	Q-score
All	 0.6590	 0.2840
A	 0.6650	 0.2390
B	 0.6520	 0.3280

