



## Full wwPDB EM Validation Report ⓘ

Apr 27, 2024 – 01:37 pm BST

PDB ID : 3ZPZ  
EMDB ID : EMD-2325  
Title : Visualizing GroEL-ES in the Act of Encapsulating a Non-Native Substrate Protein  
Authors : Chen, D.-H.; Madan, D.; Weaver, J.; Lin, Z.; Schroder, G.F.; Chiu, W.; Rye, H.S.  
Deposited on : 2013-03-04  
Resolution : 8.90 Å (reported)  
Based on initial model : 1AON

This is a Full wwPDB EM Validation Report for a publicly released PDB entry.

We welcome your comments at [validation@mail.wwpdb.org](mailto:validation@mail.wwpdb.org)

A user guide is available at

<https://www.wwpdb.org/validation/2017/EMValidationReportHelp>

with specific help available everywhere you see the ⓘ symbol.

The types of validation reports are described at

<http://www.wwpdb.org/validation/2017/FAQs#types>.

---

The following versions of software and data (see [references ⓘ](#)) were used in the production of this report:

EMDB validation analysis : 0.0.1.dev92  
Mogul : 1.8.4, CSD as541be (2020)  
MolProbity : 4.02b-467  
buster-report : 1.1.7 (2018)  
Percentile statistics : 20191225.v01 (using entries in the PDB archive December 25th 2019)  
MapQ : 1.9.13  
Ideal geometry (proteins) : Engh & Huber (2001)  
Ideal geometry (DNA, RNA) : Parkinson et al. (1996)  
Validation Pipeline (wwPDB-VP) : 2.36.2

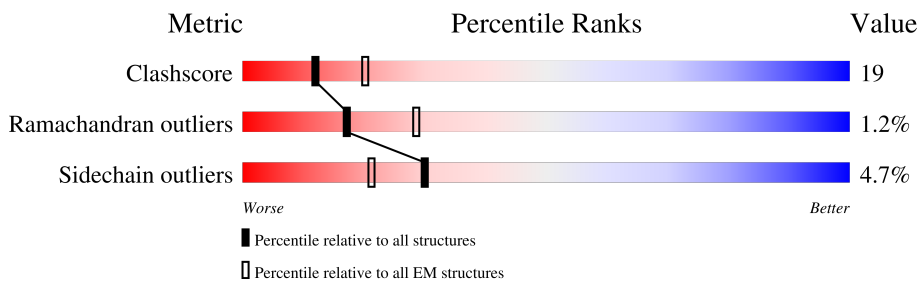
# 1 Overall quality at a glance i

The following experimental techniques were used to determine the structure:

*ELECTRON MICROSCOPY*

The reported resolution of this entry is 8.90 Å.

Percentile scores (ranging between 0-100) for global validation metrics of the entry are shown in the following graphic. The table shows the number of entries on which the scores are based.



Metric	Whole archive (#Entries)	EM structures (#Entries)
Clashscore	158937	4297
Ramachandran outliers	154571	4023
Sidechain outliers	154315	3826

The table below summarises the geometric issues observed across the polymeric chains and their fit to the map. The red, orange, yellow and green segments of the bar indicate the fraction of residues that contain outliers for  $\geq 3$ , 2, 1 and 0 types of geometric quality criteria respectively. A grey segment represents the fraction of residues that are not modelled. The numeric value for each fraction is indicated below the corresponding segment, with a dot representing fractions  $\leq 5\%$ . The upper red bar (where present) indicates the fraction of residues that have poor fit to the EM map (all-atom inclusion  $< 40\%$ ). The numeric value is given above the bar.

Mol	Chain	Length	Quality of chain
1	A	526	<div style="display: flex; justify-content: space-between;"> <span>16%</span> <span>63%</span> <span>34%</span> </div>
1	B	526	<div style="display: flex; justify-content: space-between;"> <span>16%</span> <span>63%</span> <span>33%</span> </div>
1	C	526	<div style="display: flex; justify-content: space-between;"> <span>17%</span> <span>60%</span> <span>38%</span> </div>
1	D	526	<div style="display: flex; justify-content: space-between;"> <span>16%</span> <span>60%</span> <span>36%</span> </div>
1	E	526	<div style="display: flex; justify-content: space-between;"> <span>15%</span> <span>57%</span> <span>39%</span> </div>
1	F	526	<div style="display: flex; justify-content: space-between;"> <span>16%</span> <span>59%</span> <span>37%</span> </div>
1	G	526	<div style="display: flex; justify-content: space-between;"> <span>15%</span> <span>60%</span> <span>37%</span> </div>
1	H	526	<div style="display: flex; justify-content: space-between;"> <span>23%</span> <span>61%</span> <span>37%</span> </div>

Continued on next page...

Continued from previous page...

Mol	Chain	Length	Quality of chain
1	I	526	<p>22% 68% 31% .</p>
1	J	526	<p>21% 63% 35% .</p>
1	K	526	<p>22% 62% 36% .</p>
1	L	526	<p>23% 68% 30% .</p>
1	M	526	<p>22% 61% 37% .</p>
1	N	526	<p>23% 62% 36% .</p>
2	O	97	<p>57% 65% 27% 8%</p>
2	P	97	<p>57% 61% 32% 6% .</p>
2	Q	97	<p>57% 72% 22% 6%</p>
2	R	97	<p>58% 63% 31% 6%</p>
2	S	97	<p>58% 56% 38% 6%</p>
2	T	97	<p>58% 66% 28% 5% .</p>
2	U	97	<p>56% 66% 31% .</p>

## 2 Entry composition [i](#)

There are 4 unique types of molecules in this entry. The entry contains 59276 atoms, of which 0 are hydrogens and 0 are deuteriums.

In the tables below, the AltConf column contains the number of residues with at least one atom in alternate conformation and the Trace column contains the number of residues modelled with at most 2 atoms.

- Molecule 1 is a protein called 60 KDA CHAPERONIN.

Mol	Chain	Residues	Atoms					AltConf	Trace
			Total	C	N	O	S		
1	A	525	Total 3856	C 2397	N 666	O 773	S 20	0	1
1	B	525	Total 3856	C 2397	N 666	O 773	S 20	0	1
1	C	525	Total 3856	C 2397	N 666	O 773	S 20	0	1
1	D	525	Total 3856	C 2397	N 666	O 773	S 20	0	1
1	E	525	Total 3856	C 2397	N 666	O 773	S 20	0	1
1	F	525	Total 3856	C 2397	N 666	O 773	S 20	0	1
1	G	525	Total 3856	C 2397	N 666	O 773	S 20	0	1
1	H	525	Total 3856	C 2397	N 666	O 773	S 20	0	1
1	I	525	Total 3856	C 2397	N 666	O 773	S 20	0	1
1	J	525	Total 3856	C 2397	N 666	O 773	S 20	0	1
1	K	525	Total 3856	C 2397	N 666	O 773	S 20	0	1
1	L	525	Total 3856	C 2397	N 666	O 773	S 20	0	1
1	M	525	Total 3856	C 2397	N 666	O 773	S 20	0	1
1	N	525	Total 3856	C 2397	N 666	O 773	S 20	0	1

- Molecule 2 is a protein called 10 KDA CHAPERONIN.

Mol	Chain	Residues	Atoms					AltConf	Trace
			Total	C	N	O	S		
2	O	97	Total 728	C 454	N 127	O 145	S 2	0	0

*Continued on next page...*

Continued from previous page...

Mol	Chain	Residues	Atoms					AltConf	Trace
2	P	97	Total	C	N	O	S	0	0
			728	454	127	145	2		
2	Q	97	Total	C	N	O	S	0	0
			728	454	127	145	2		
2	R	97	Total	C	N	O	S	0	0
			728	454	127	145	2		
2	S	97	Total	C	N	O	S	0	0
			728	454	127	145	2		
2	T	97	Total	C	N	O	S	0	0
			728	454	127	145	2		
2	U	97	Total	C	N	O	S	0	0
			728	454	127	145	2		

- Molecule 3 is MAGNESIUM ION (three-letter code: MG) (formula: Mg).

Mol	Chain	Residues	Atoms		AltConf
3	A	1	Total	Mg	0
			1	1	
3	B	1	Total	Mg	0
			1	1	
3	C	1	Total	Mg	0
			1	1	
3	D	1	Total	Mg	0
			1	1	
3	E	1	Total	Mg	0
			1	1	
3	F	1	Total	Mg	0
			1	1	
3	G	1	Total	Mg	0
			1	1	

- Molecule 4 is ADENOSINE-5'-DIPHOSPHATE (three-letter code: ADP) (formula:  $C_{10}H_{15}N_5O_{10}P_2$ ).

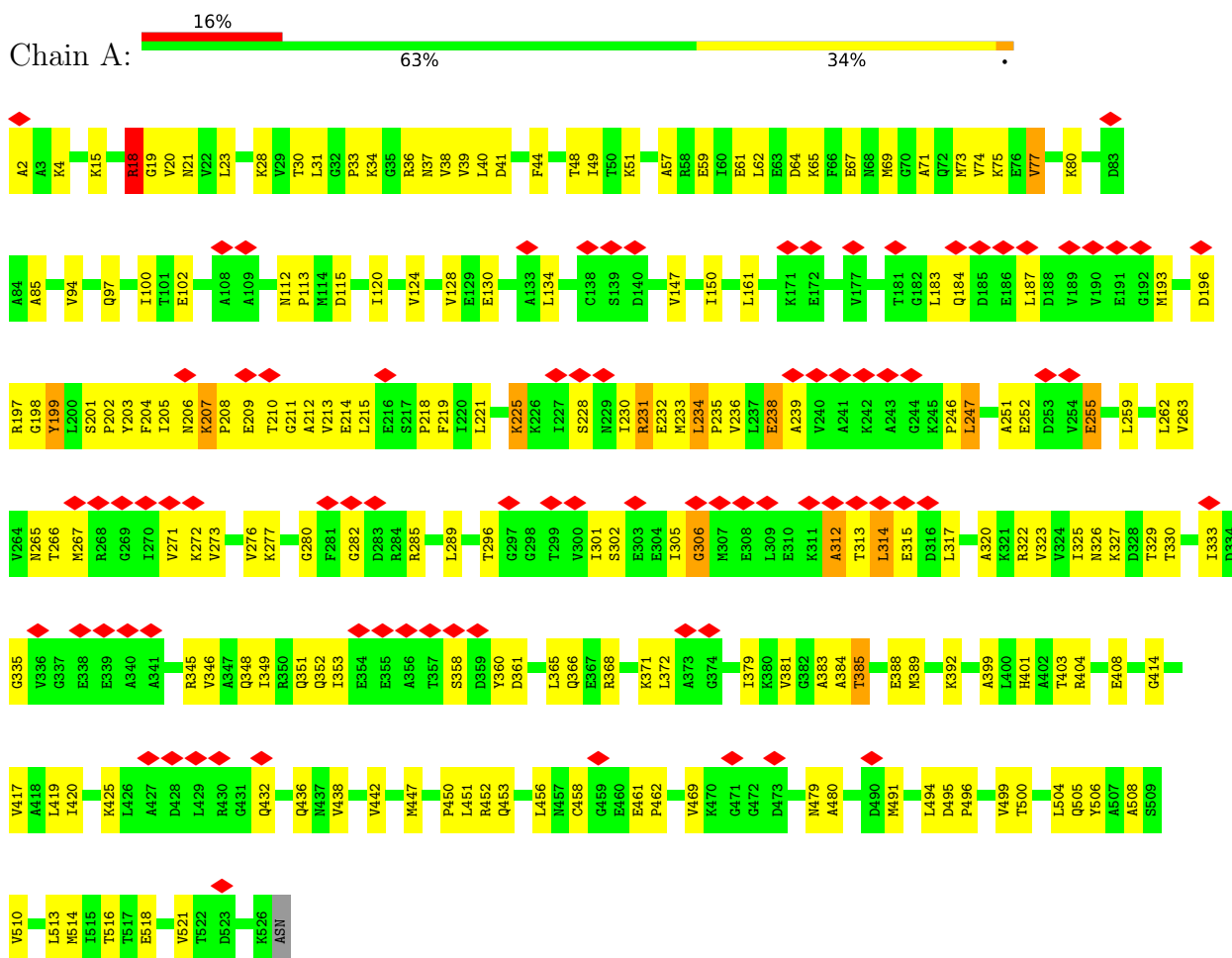


Mol	Chain	Residues	Atoms					AltConf
			Total	C	N	O	P	
4	A	1	Total	C	N	O	P	0
			27	10	5	10	2	
4	B	1	Total	C	N	O	P	0
			27	10	5	10	2	
4	C	1	Total	C	N	O	P	0
			27	10	5	10	2	
4	D	1	Total	C	N	O	P	0
			27	10	5	10	2	
4	E	1	Total	C	N	O	P	0
			27	10	5	10	2	
4	F	1	Total	C	N	O	P	0
			27	10	5	10	2	
4	G	1	Total	C	N	O	P	0
			27	10	5	10	2	

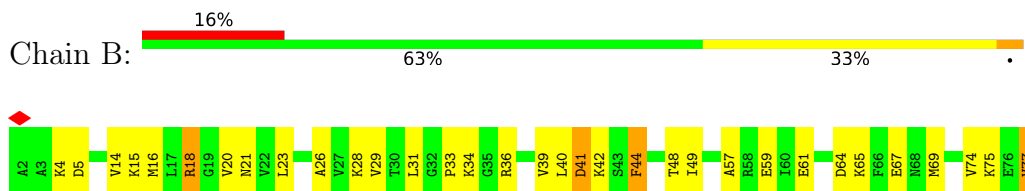
### 3 Residue-property plots

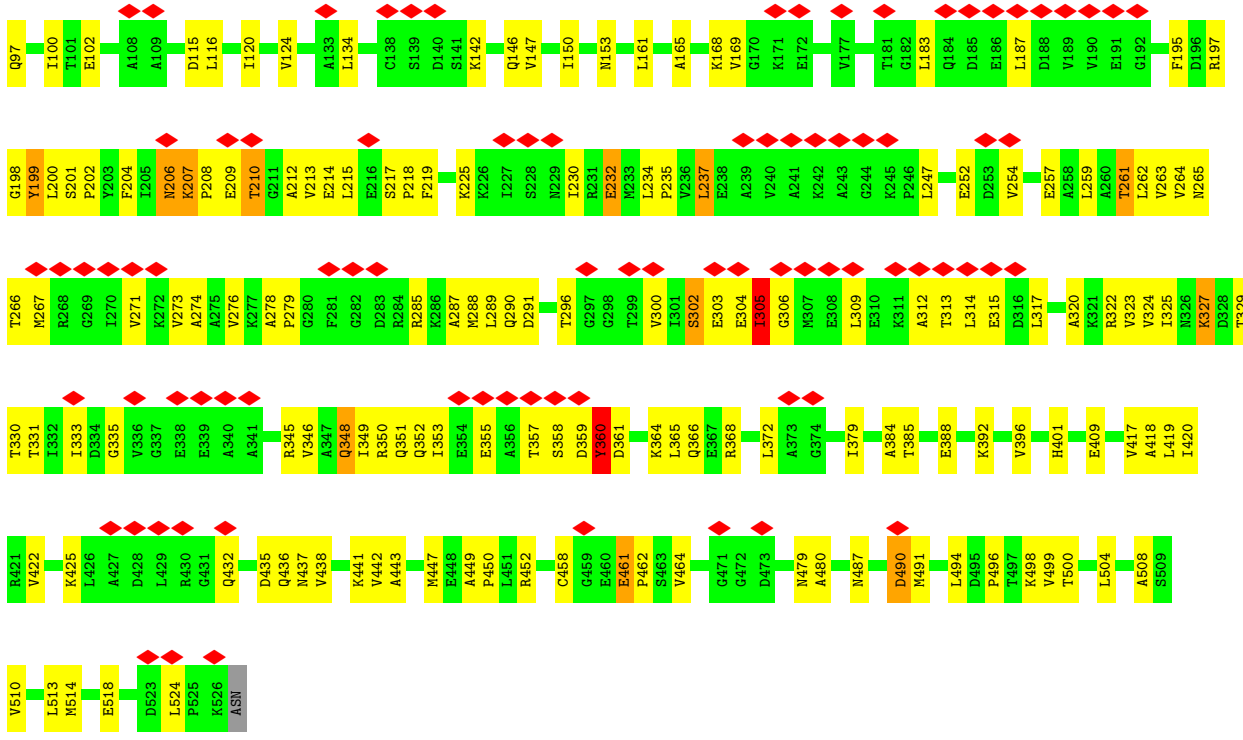
These plots are drawn for all protein, RNA, DNA and oligosaccharide chains in the entry. The first graphic for a chain summarises the proportions of the various outlier classes displayed in the second graphic. The second graphic shows the sequence view annotated by issues in geometry and atom inclusion in map density. Residues are color-coded according to the number of geometric quality criteria for which they contain at least one outlier: green = 0, yellow = 1, orange = 2 and red = 3 or more. A red diamond above a residue indicates a poor fit to the EM map for this residue (all-atom inclusion < 40%). Stretches of 2 or more consecutive residues without any outlier are shown as a green connector. Residues present in the sample, but not in the model, are shown in grey.

- Molecule 1: 60 KDA CHAPERONIN

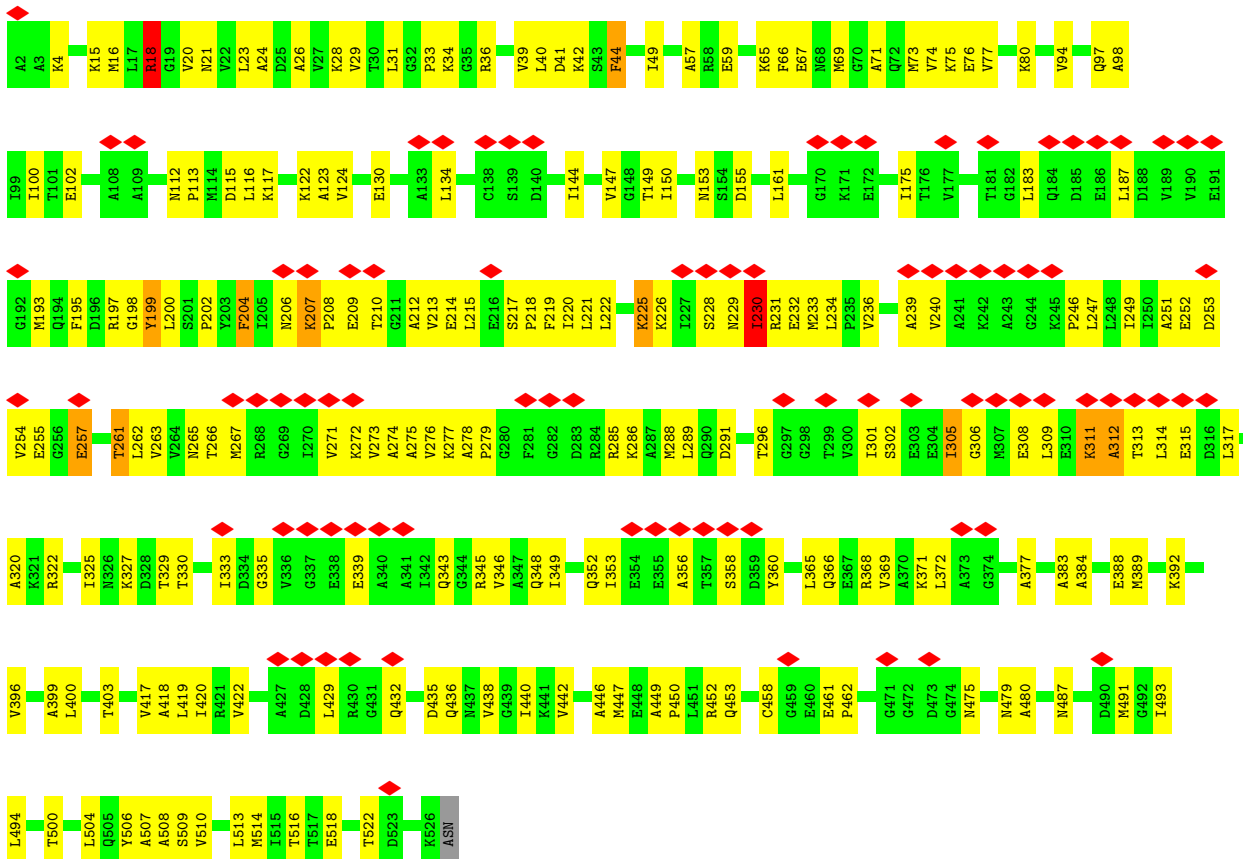


- Molecule 1: 60 KDA CHAPERONIN



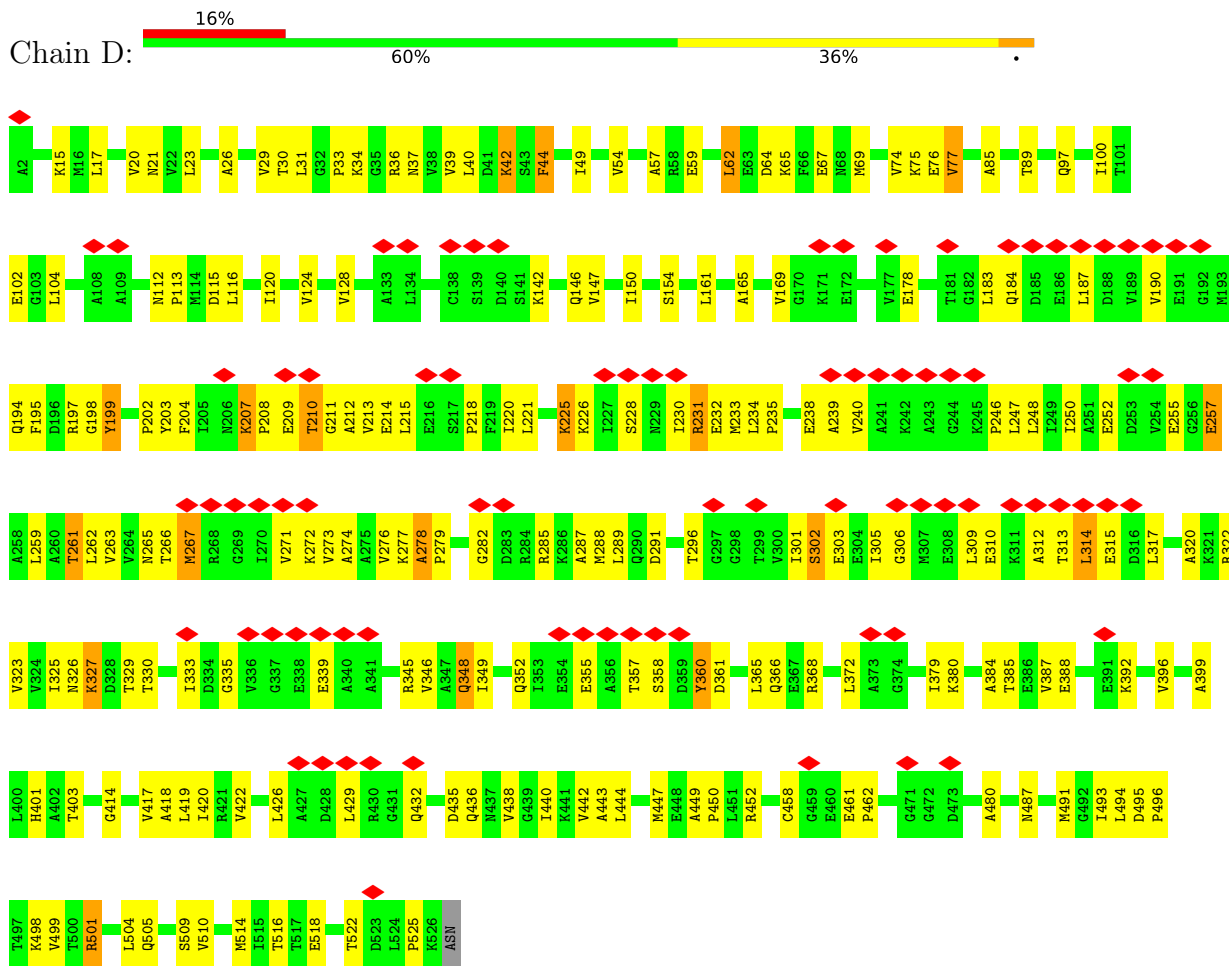


● Molecule 1: 60 KDA CHAPERONIN

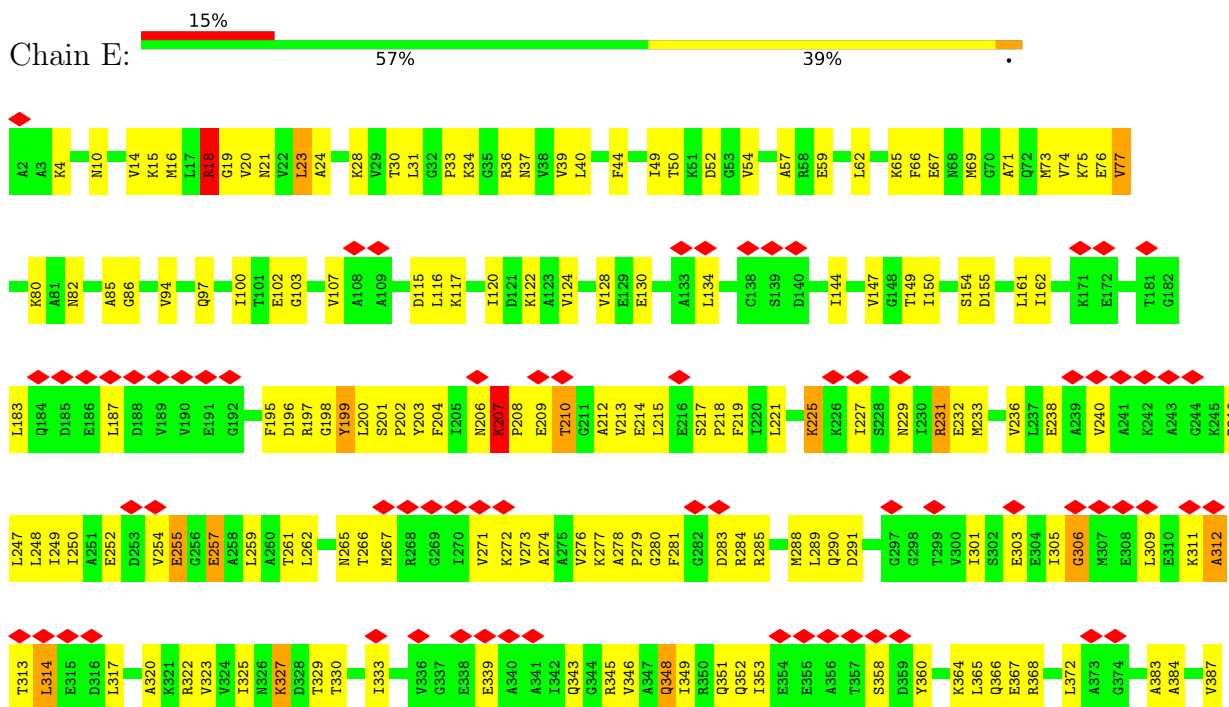


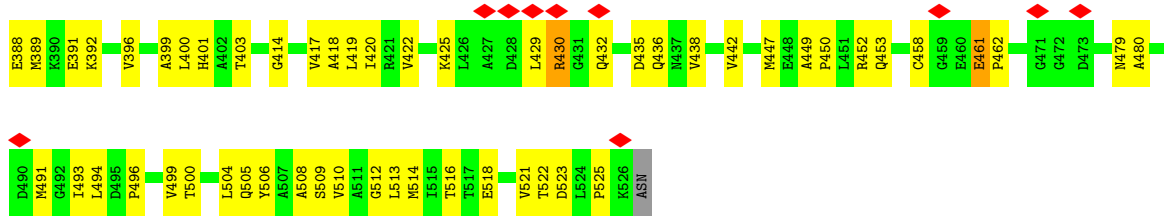


• Molecule 1: 60 KDA CHAPERONIN

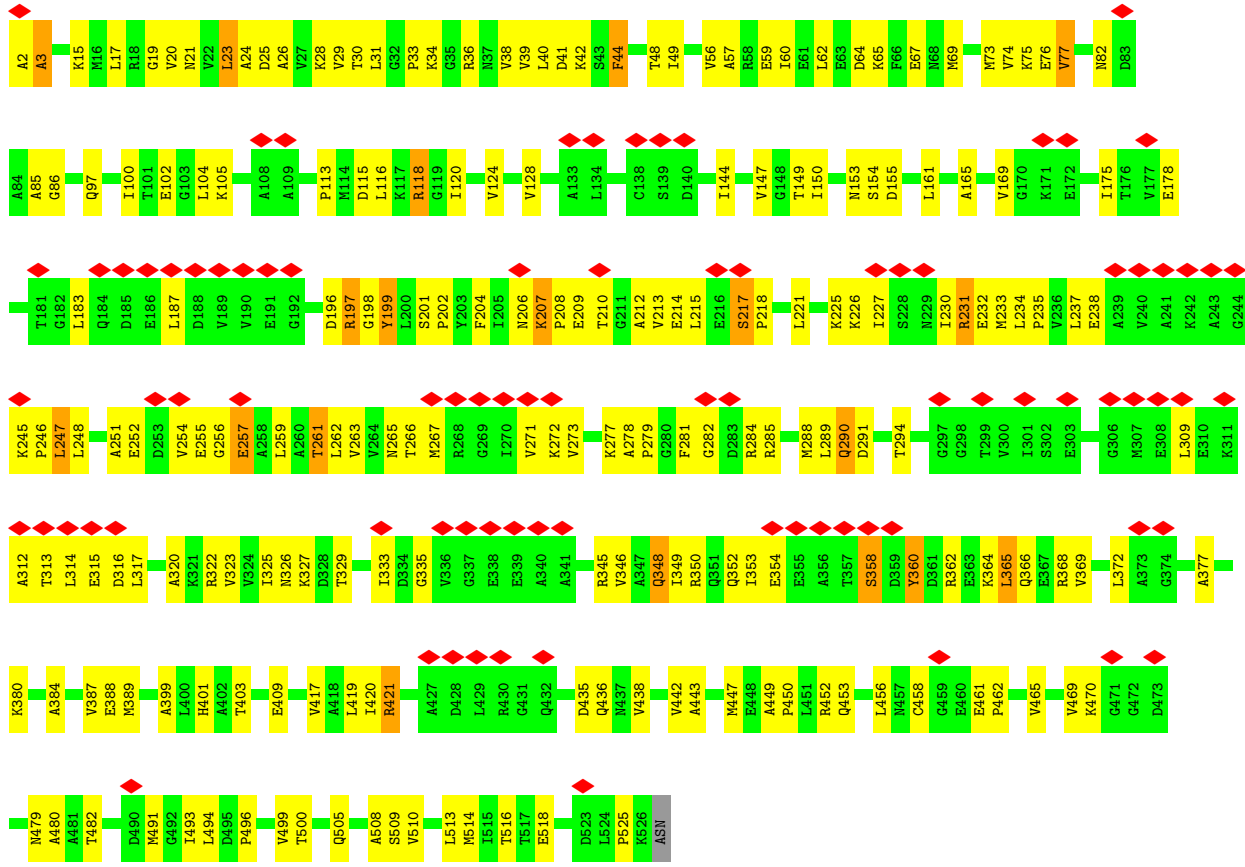


• Molecule 1: 60 KDA CHAPERONIN

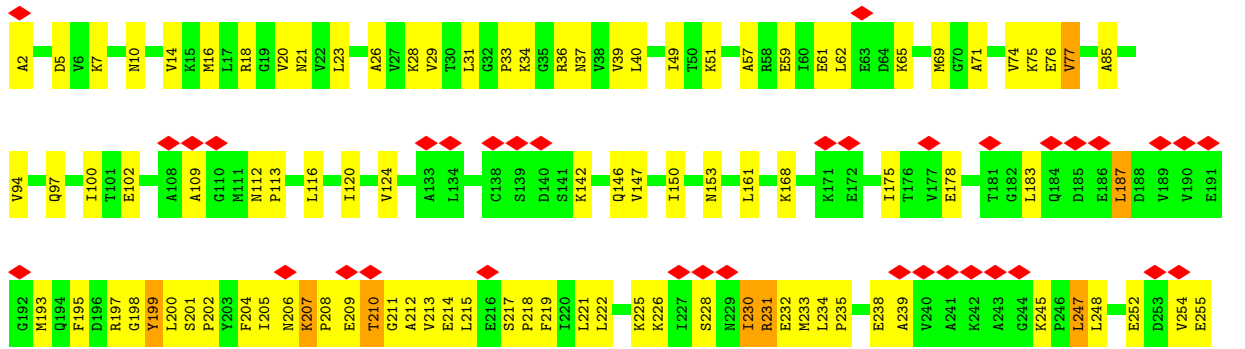


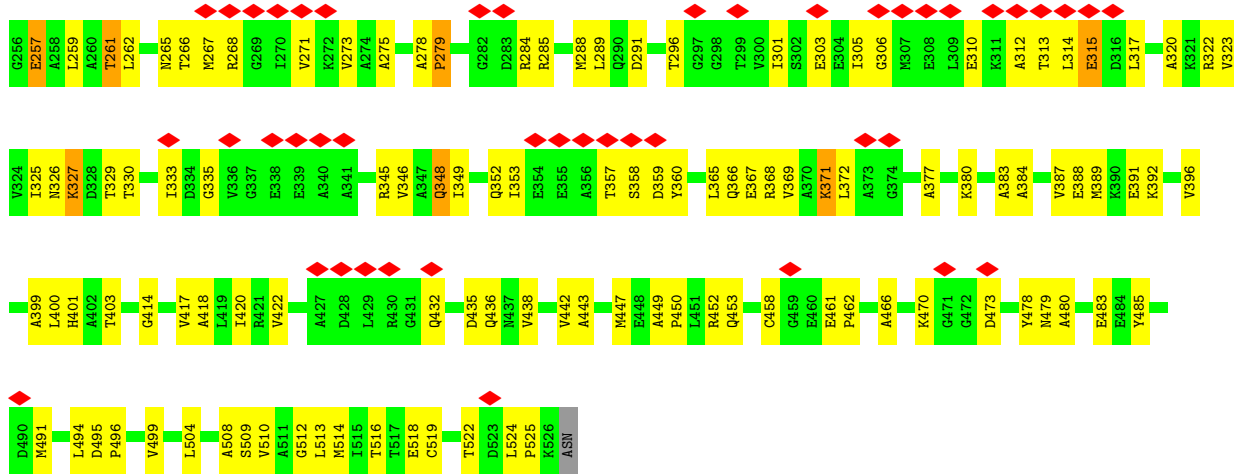


• Molecule 1: 60 KDA CHAPERONIN

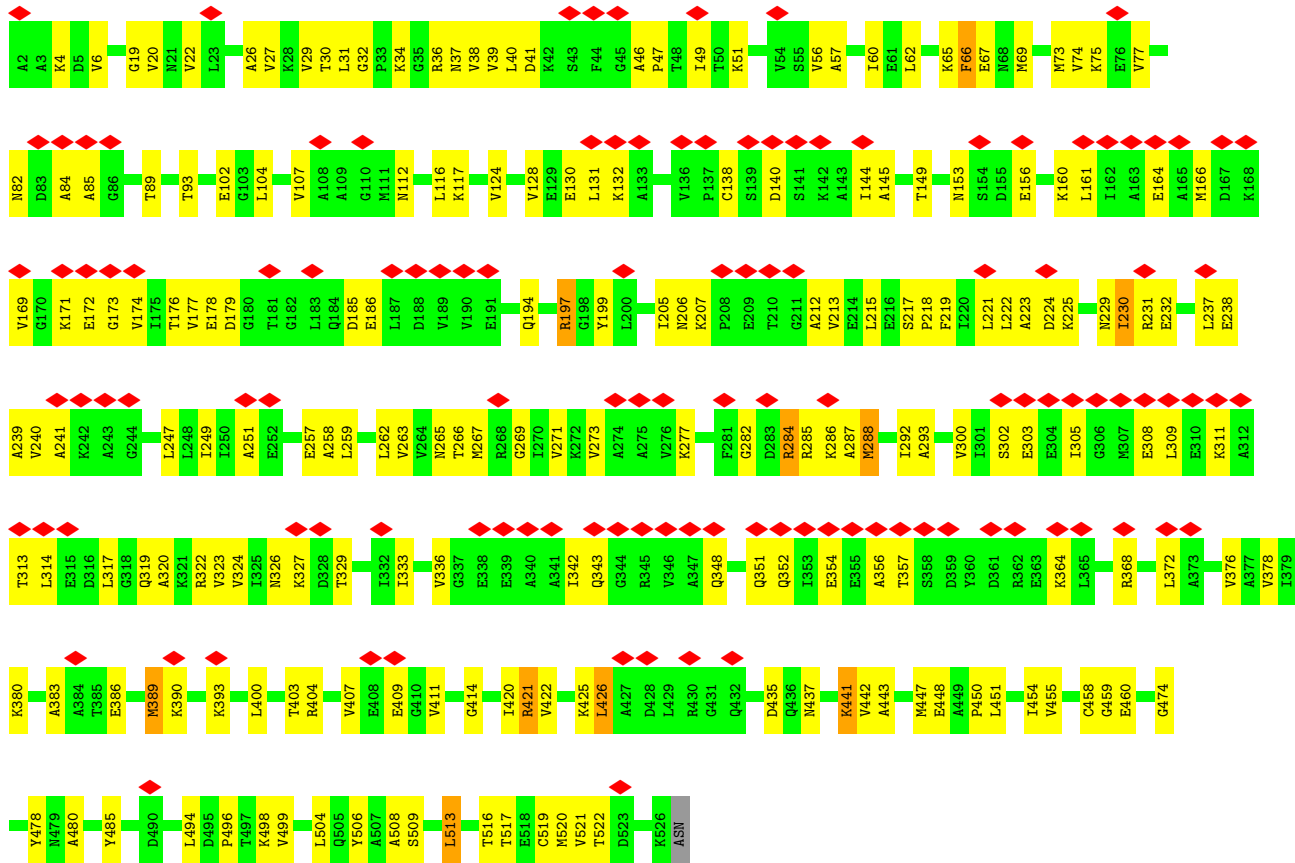


• Molecule 1: 60 KDA CHAPERONIN

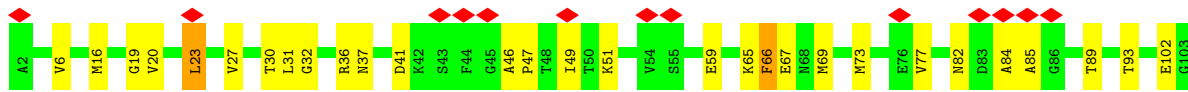


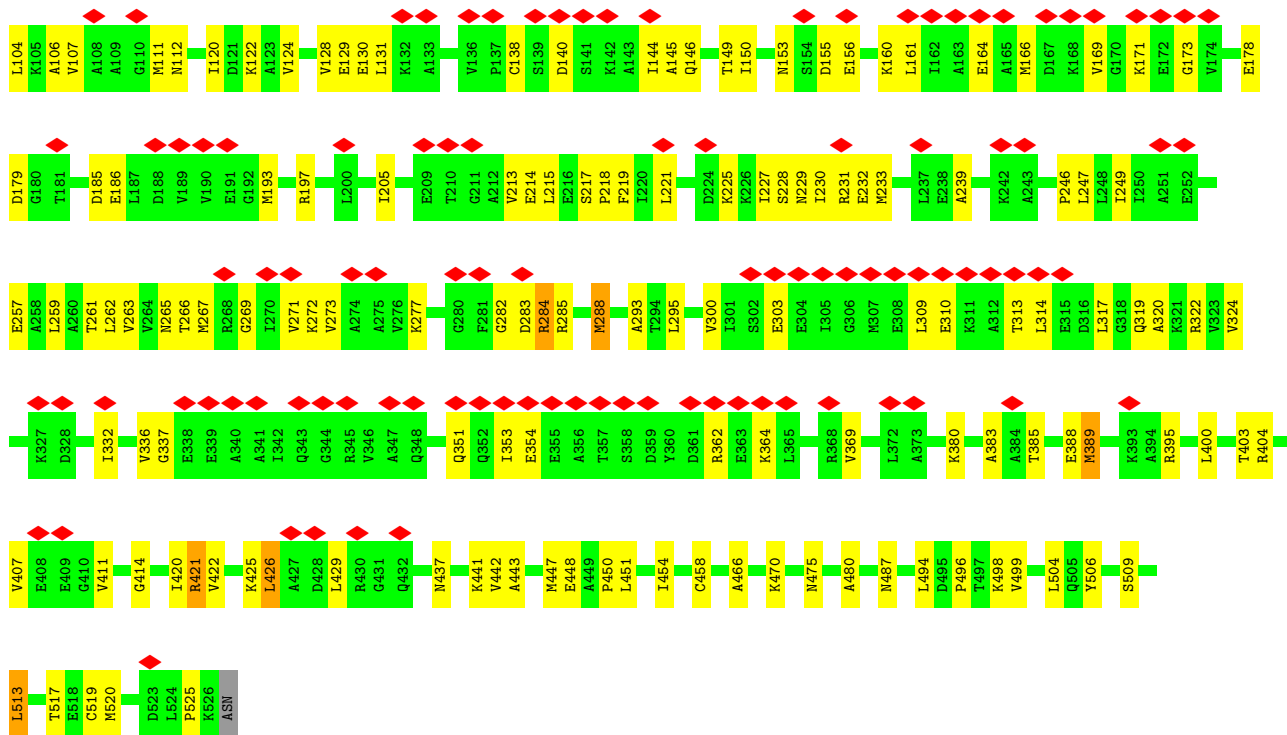


• Molecule 1: 60 KDA CHAPERONIN

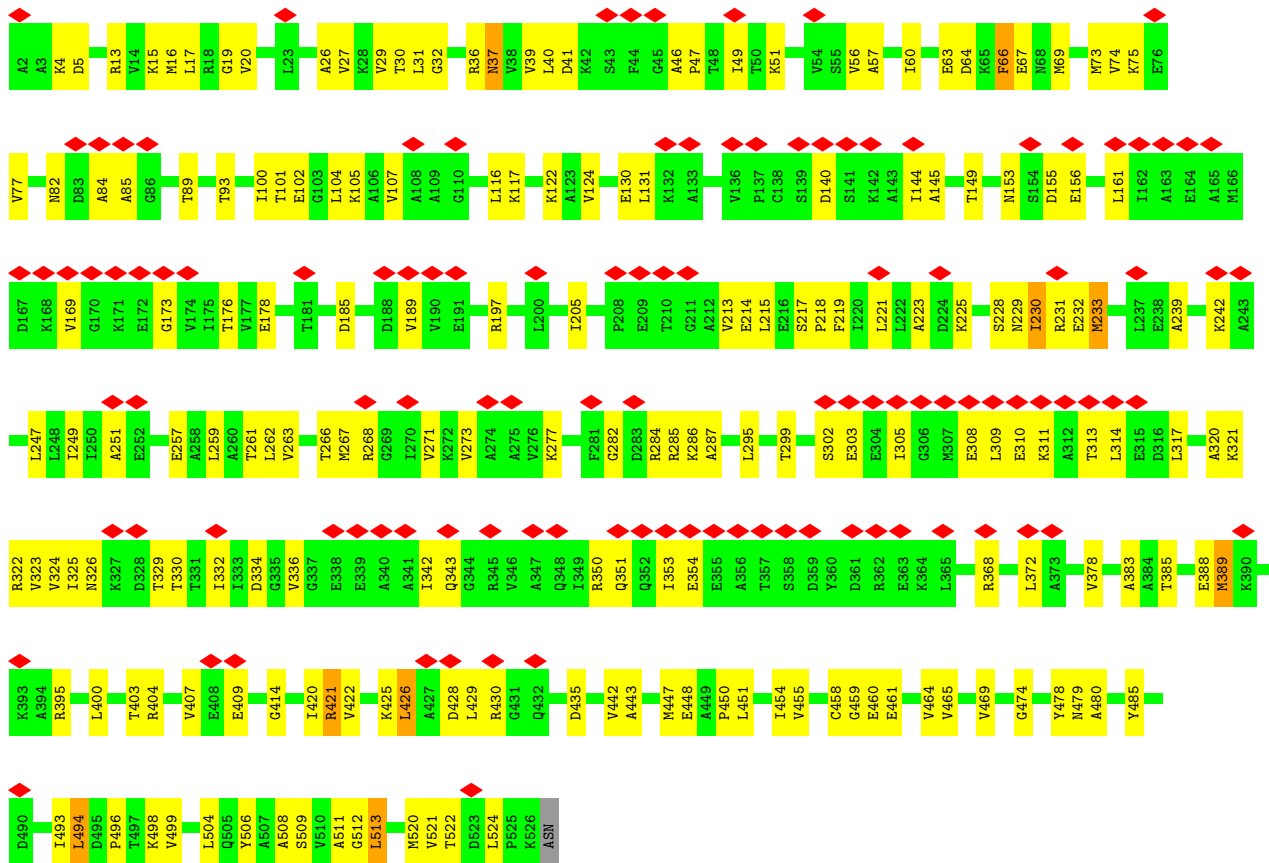


• Molecule 1: 60 KDA CHAPERONIN

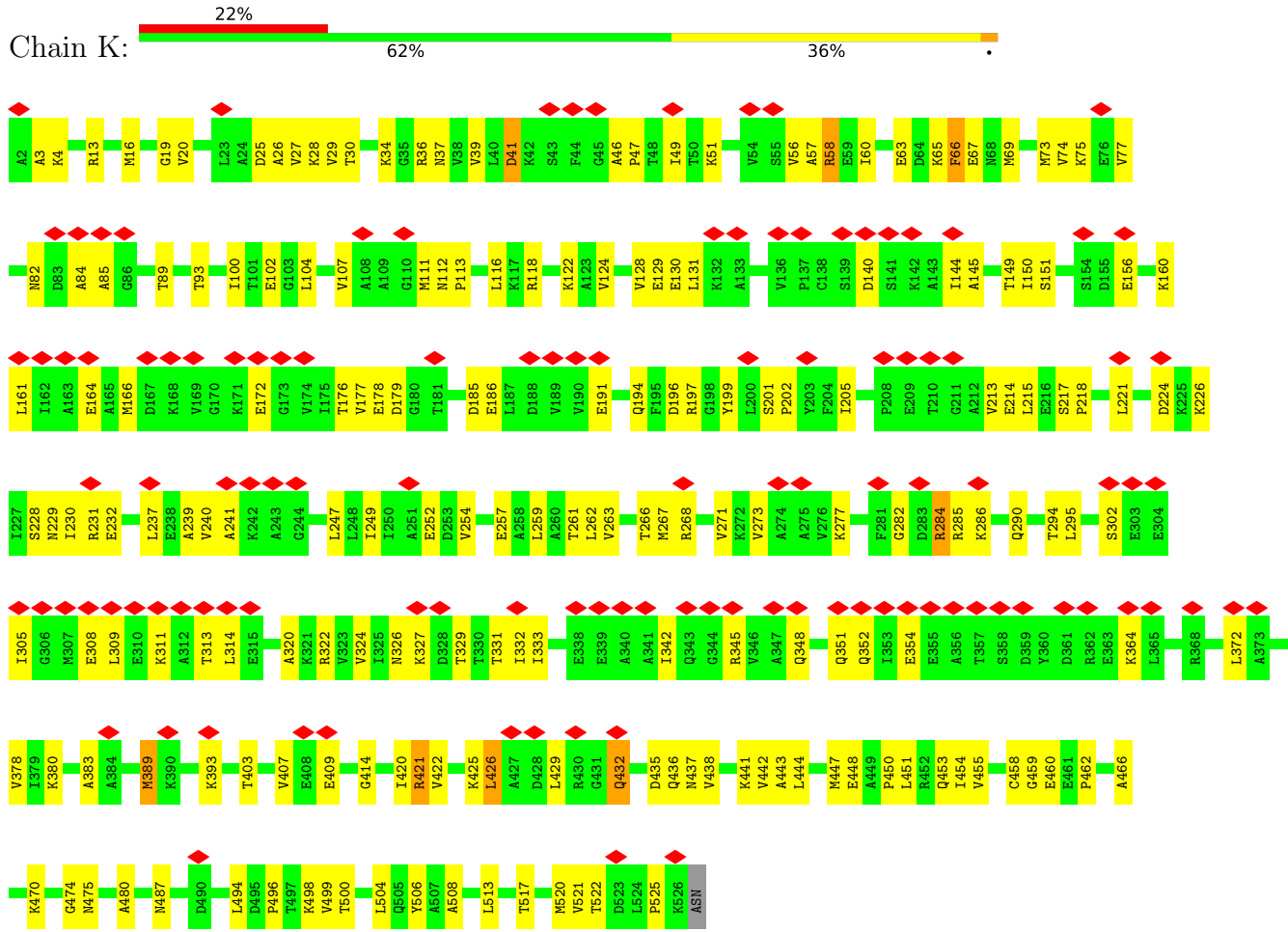




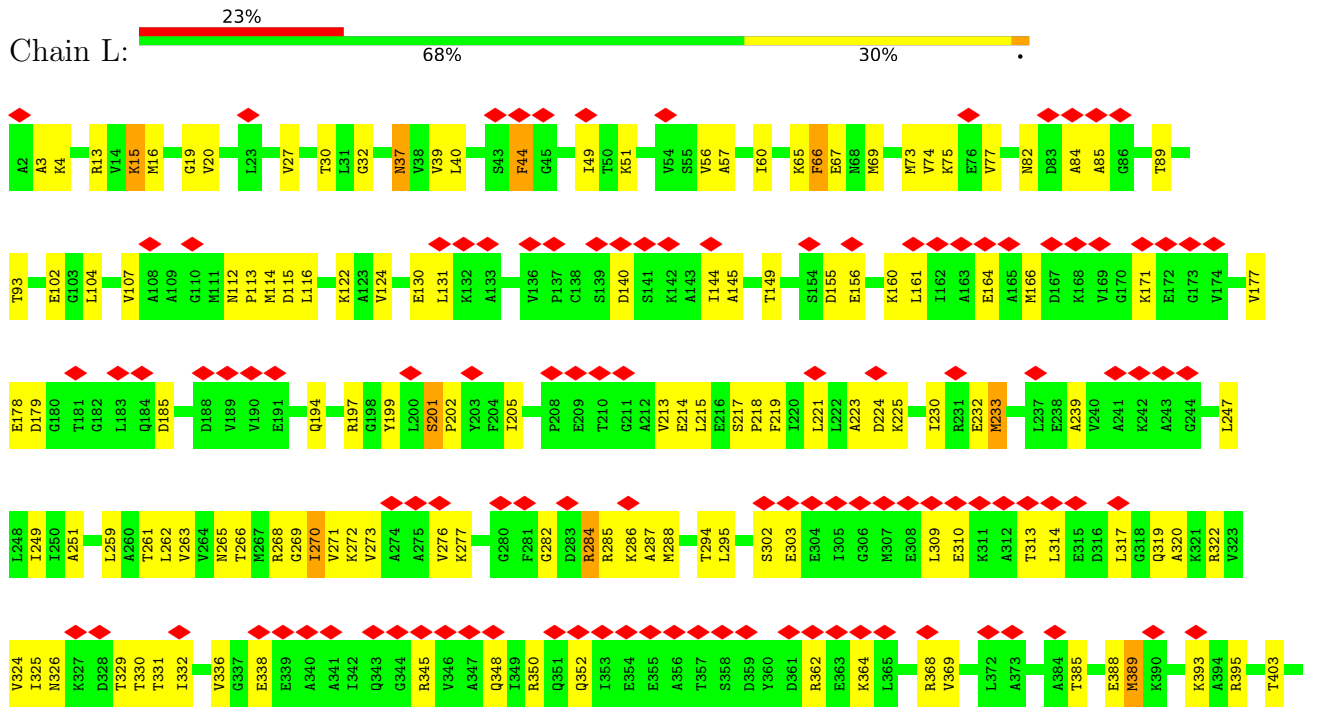
• Molecule 1: 60 KDA CHAPERONIN



• Molecule 1: 60 KDA CHAPERONIN



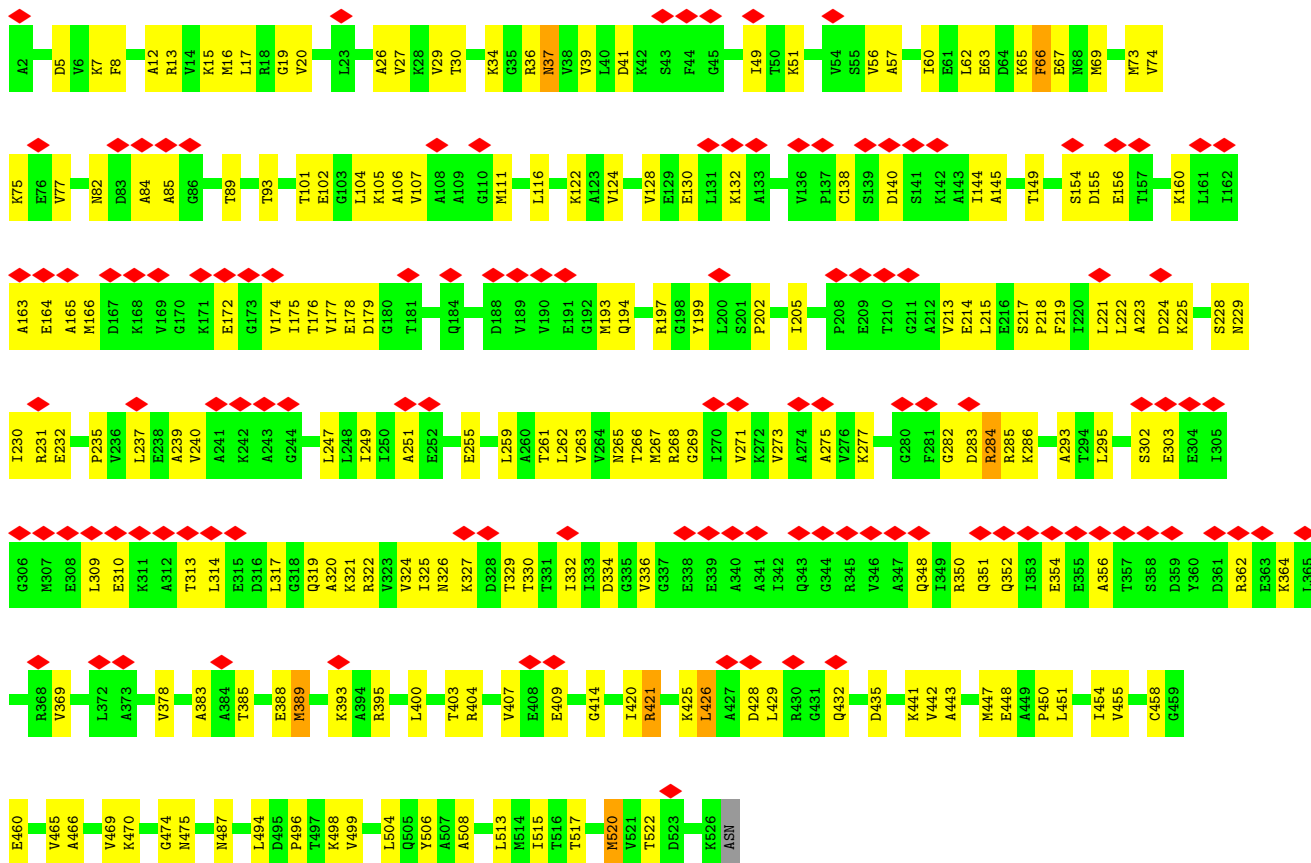
• Molecule 1: 60 KDA CHAPERONIN





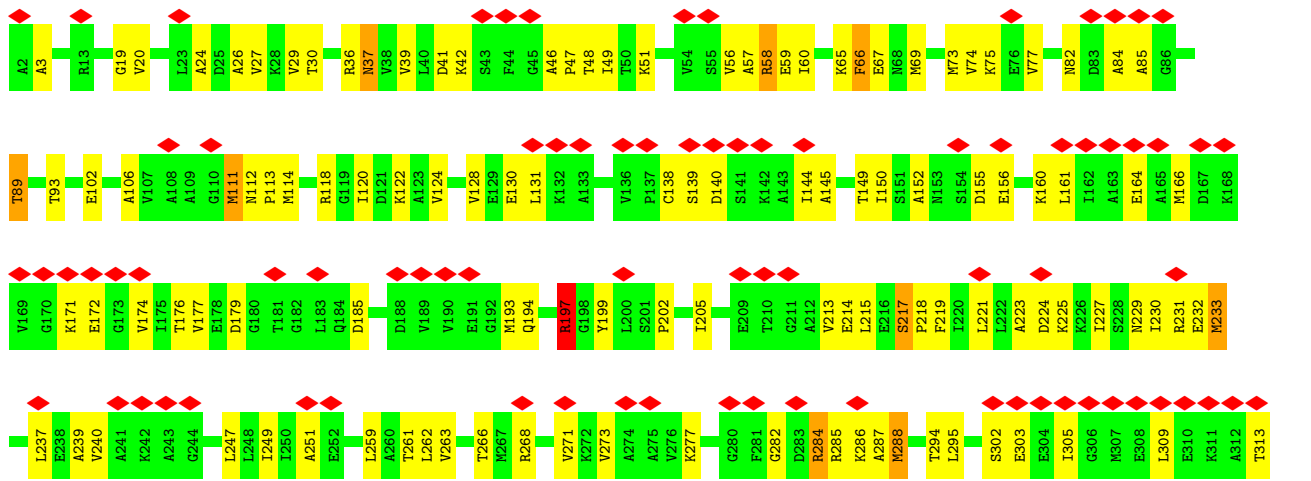
• Molecule 1: 60 KDA CHAPERONIN

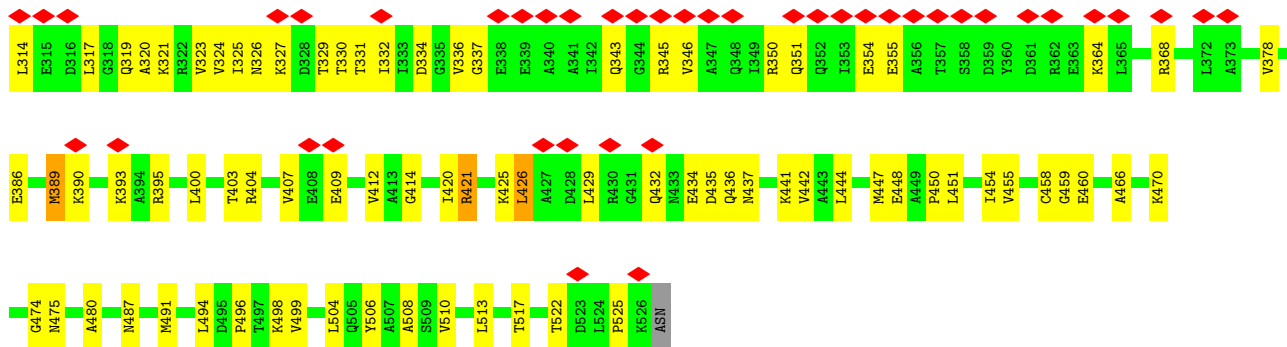
Chain M:



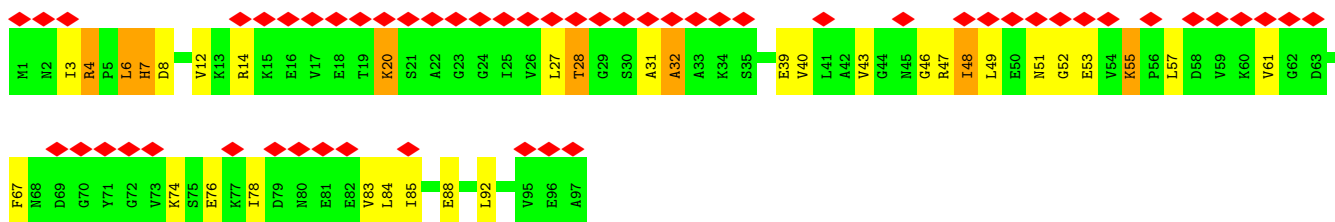
• Molecule 1: 60 KDA CHAPERONIN

Chain N:

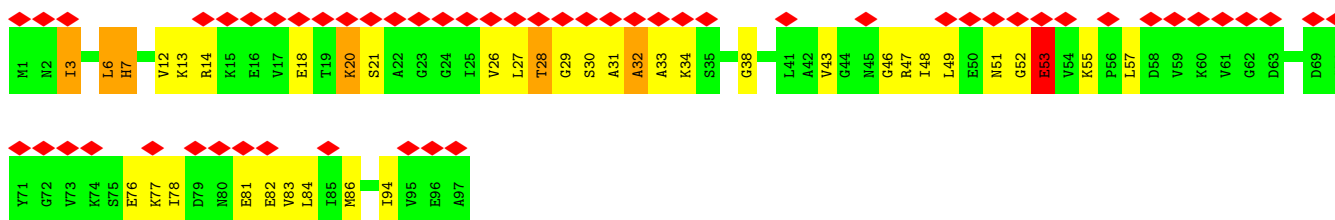




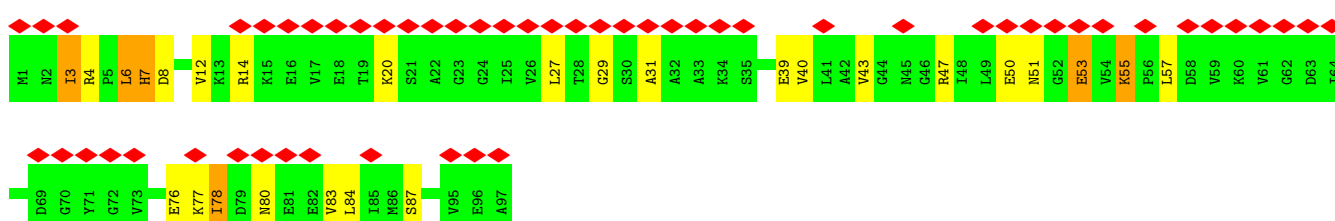
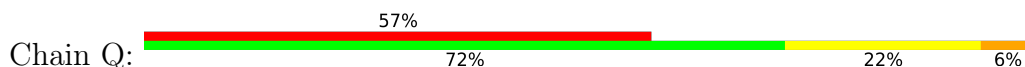
• Molecule 2: 10 KDA CHAPERONIN



• Molecule 2: 10 KDA CHAPERONIN

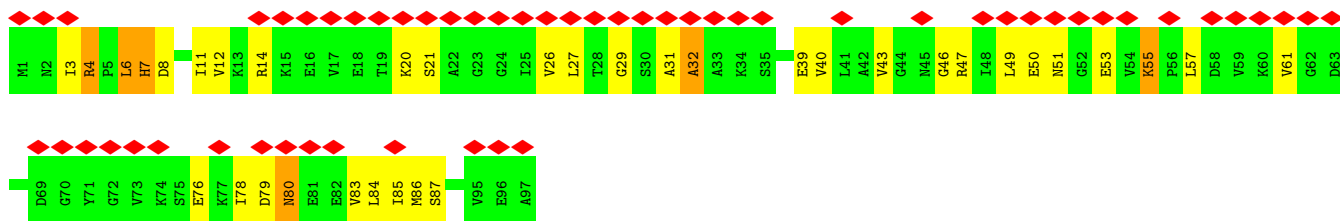


• Molecule 2: 10 KDA CHAPERONIN

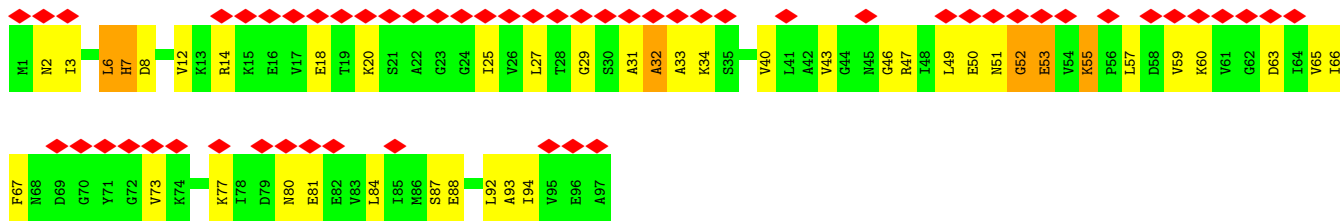


• Molecule 2: 10 KDA CHAPERONIN

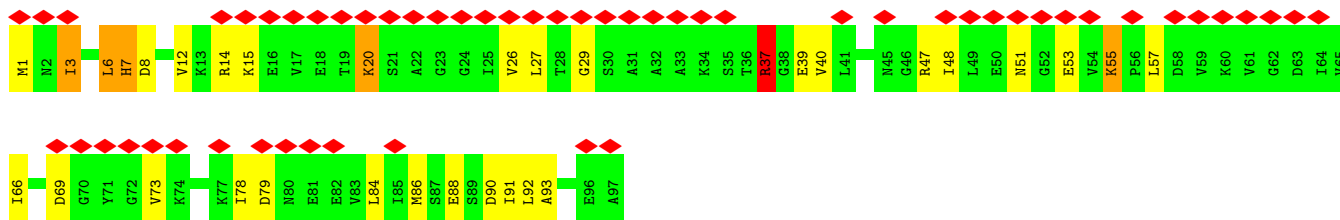




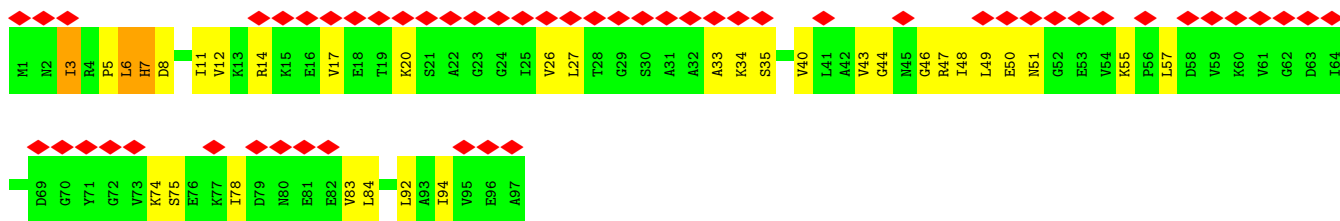
• Molecule 2: 10 KDA CHAPERONIN



• Molecule 2: 10 KDA CHAPERONIN



• Molecule 2: 10 KDA CHAPERONIN





## 4 Experimental information

Property	Value	Source
EM reconstruction method	SINGLE PARTICLE	Depositor
Imposed symmetry	POINT, C7	Depositor
Number of particles used	8372	Depositor
Resolution determination method	Not provided	
CTF correction method	EACH MICROGRAPH	Depositor
Microscope	JEOL KYOTO-3000SFF	Depositor
Voltage (kV)	300	Depositor
Electron dose ( $e^-/\text{\AA}^2$ )	36	Depositor
Minimum defocus (nm)	1200	Depositor
Maximum defocus (nm)	3500	Depositor
Magnification	61060	Depositor
Image detector	KODAK SO-163 FILM	Depositor
Maximum map value	3.162	Depositor
Minimum map value	-1.136	Depositor
Average map value	0.036	Depositor
Map value standard deviation	0.231	Depositor
Recommended contour level	1.3	Depositor
Map size ( $\text{\AA}$ )	374.4, 374.4, 374.4	wwPDB
Map dimensions	180, 180, 180	wwPDB
Map angles ( $^\circ$ )	90.0, 90.0, 90.0	wwPDB
Pixel spacing ( $\text{\AA}$ )	2.08, 2.08, 2.08	Depositor

## 5 Model quality i

### 5.1 Standard geometry i

Bond lengths and bond angles in the following residue types are not validated in this section: ADP, MG

The Z score for a bond length (or angle) is the number of standard deviations the observed value is removed from the expected value. A bond length (or angle) with  $|Z| > 5$  is considered an outlier worth inspection. RMSZ is the root-mean-square of all Z scores of the bond lengths (or angles).

Mol	Chain	Bond lengths		Bond angles	
		RMSZ	# Z  >5	RMSZ	# Z  >5
1	A	0.37	0/3884	0.60	1/5245 (0.0%)
1	B	0.37	0/3884	0.62	0/5245
1	C	0.36	0/3884	0.62	1/5245 (0.0%)
1	D	0.37	0/3884	0.60	0/5245
1	E	0.36	0/3884	0.63	1/5245 (0.0%)
1	F	0.37	0/3884	0.63	0/5245
1	G	0.37	0/3884	0.60	0/5245
1	H	0.36	0/3884	0.57	0/5245
1	I	0.36	0/3884	0.59	0/5245
1	J	0.36	0/3884	0.59	0/5245
1	K	0.36	0/3884	0.58	0/5245
1	L	0.36	0/3884	0.59	0/5245
1	M	0.35	0/3884	0.58	0/5245
1	N	0.36	0/3884	0.59	0/5245
2	O	0.41	0/732	0.69	0/983
2	P	0.40	0/732	0.72	0/983
2	Q	0.40	0/732	0.70	0/983
2	R	0.42	0/732	0.68	0/983
2	S	0.44	0/732	0.71	0/983
2	T	0.41	0/732	0.73	1/983 (0.1%)
2	U	0.42	0/732	0.65	0/983
All	All	0.37	0/59500	0.61	4/80311 (0.0%)

There are no bond length outliers.

All (4) bond angle outliers are listed below:

Mol	Chain	Res	Type	Atoms	Z	Observed(°)	Ideal(°)
1	E	18	ARG	NE-CZ-NH1	6.63	123.62	120.30
2	T	37	ARG	NE-CZ-NH1	6.41	123.50	120.30
1	A	18	ARG	NE-CZ-NH1	5.21	122.90	120.30

*Continued on next page...*

*Continued from previous page...*

Mol	Chain	Res	Type	Atoms	Z	Observed(°)	Ideal(°)
1	C	18	ARG	NE-CZ-NH1	5.15	122.88	120.30

There are no chirality outliers.

There are no planarity outliers.

## 5.2 Too-close contacts [i](#)

In the following table, the Non-H and H(model) columns list the number of non-hydrogen atoms and hydrogen atoms in the chain respectively. The H(added) column lists the number of hydrogen atoms added and optimized by MolProbity. The Clashes column lists the number of clashes within the asymmetric unit, whereas Symm-Clashes lists symmetry-related clashes.

Mol	Chain	Non-H	H(model)	H(added)	Clashes	Symm-Clashes
1	A	3856	0	3976	164	0
1	B	3856	0	3976	178	0
1	C	3856	0	3976	194	0
1	D	3856	0	3976	187	0
1	E	3856	0	3976	195	0
1	F	3856	0	3976	191	0
1	G	3856	0	3976	184	0
1	H	3856	0	3976	154	0
1	I	3856	0	3976	124	0
1	J	3856	0	3976	151	0
1	K	3856	0	3976	152	0
1	L	3856	0	3976	136	0
1	M	3856	0	3976	146	0
1	N	3856	0	3976	149	0
2	O	728	0	762	30	0
2	P	728	0	762	29	0
2	Q	728	0	762	24	0
2	R	728	0	762	31	0
2	S	728	0	762	31	0
2	T	728	0	762	28	0
2	U	728	0	762	24	0
3	A	1	0	0	0	0
3	B	1	0	0	0	0
3	C	1	0	0	0	0
3	D	1	0	0	0	0
3	E	1	0	0	0	0
3	F	1	0	0	0	0
3	G	1	0	0	0	0

*Continued on next page...*

*Continued from previous page...*

Mol	Chain	Non-H	H(model)	H(added)	Clashes	Symm-Clashes
4	A	27	0	12	5	0
4	B	27	0	12	5	0
4	C	27	0	12	5	0
4	D	27	0	12	4	0
4	E	27	0	12	5	0
4	F	27	0	12	4	0
4	G	27	0	12	3	0
All	All	59276	0	61082	2338	0

The all-atom clashscore is defined as the number of clashes found per 1000 atoms (including hydrogen atoms). The all-atom clashscore for this structure is 19.

All (2338) close contacts within the same asymmetric unit are listed below, sorted by their clash magnitude.

Atom-1	Atom-2	Interatomic distance (Å)	Clash overlap (Å)
1:C:352:GLN:HB3	1:C:365:LEU:HD11	1.34	1.08
1:E:352:GLN:HB3	1:E:365:LEU:HD11	1.32	1.06
1:A:352:GLN:HB3	1:A:365:LEU:HD11	1.40	1.03
1:E:39:VAL:HG22	1:E:49:ILE:HG12	1.41	1.01
1:M:85:ALA:HB1	1:M:499:VAL:HG12	1.47	0.95
1:A:322:ARG:HB3	1:A:333:ILE:HD12	1.45	0.95
1:B:39:VAL:HG22	1:B:49:ILE:HG12	1.45	0.95
1:F:161:LEU:HD11	1:F:187:LEU:HB2	1.47	0.94
1:G:161:LEU:HD11	1:G:187:LEU:HB2	1.47	0.93
1:B:322:ARG:HB3	1:B:333:ILE:HD12	1.50	0.93
1:B:161:LEU:HD11	1:B:187:LEU:HB2	1.48	0.92
1:E:161:LEU:HD11	1:E:187:LEU:HB2	1.48	0.92
1:D:161:LEU:HD11	1:D:187:LEU:HB2	1.51	0.92
1:G:352:GLN:HB3	1:G:365:LEU:HD11	1.51	0.91
1:D:39:VAL:HG22	1:D:49:ILE:HG12	1.52	0.91
1:J:85:ALA:HB1	1:J:499:VAL:HG12	1.51	0.89
1:N:122:LYS:HE2	1:N:429:LEU:HD11	1.54	0.89
1:D:262:LEU:HD11	1:D:273:VAL:HB	1.54	0.89
1:E:305:ILE:HG22	1:E:306:GLY:H	1.38	0.89
1:F:513:LEU:HD11	1:G:388:GLU:HA	1.53	0.89
1:F:262:LEU:HD11	1:F:273:VAL:HB	1.54	0.88
1:H:205:ILE:HA	1:H:213:VAL:HG22	1.55	0.87
1:I:205:ILE:HA	1:I:213:VAL:HG22	1.58	0.86
1:J:205:ILE:HA	1:J:213:VAL:HG22	1.58	0.86
1:M:122:LYS:HE2	1:M:429:LEU:HD11	1.56	0.86
1:A:39:VAL:HG22	1:A:49:ILE:HG12	1.57	0.85

*Continued on next page...*

*Continued from previous page...*

Atom-1	Atom-2	Interatomic distance (Å)	Clash overlap (Å)
1:B:262:LEU:HD11	1:B:273:VAL:HB	1.56	0.85
1:G:322:ARG:HB3	1:G:333:ILE:HD12	1.59	0.85
1:L:205:ILE:HA	1:L:213:VAL:HG22	1.56	0.85
1:L:85:ALA:HB1	1:L:499:VAL:HG12	1.58	0.84
1:C:161:LEU:HD11	1:C:187:LEU:HB2	1.57	0.84
1:J:100:ILE:HD11	1:J:511:ALA:HA	1.60	0.84
1:B:197:ARG:CZ	1:B:279:PRO:HA	2.07	0.83
1:H:85:ALA:HB1	1:H:499:VAL:HG12	1.59	0.83
1:J:122:LYS:HE2	1:J:429:LEU:HD11	1.61	0.82
1:A:161:LEU:HD11	1:A:187:LEU:HB2	1.61	0.82
1:F:479:ASN:HB2	1:F:491:MET:SD	2.19	0.82
1:A:262:LEU:HD11	1:A:273:VAL:HB	1.60	0.81
1:F:39:VAL:HG22	1:F:49:ILE:HG12	1.61	0.81
1:B:201:SER:HB3	1:B:259:LEU:HD22	1.63	0.81
1:E:69:MET:SD	1:F:41:ASP:HB2	2.19	0.81
1:C:40:LEU:HD13	1:C:59:GLU:HG3	1.63	0.81
1:D:352:GLN:HB3	1:D:365:LEU:HD11	1.62	0.81
1:L:122:LYS:HE2	1:L:429:LEU:HD11	1.63	0.81
1:E:197:ARG:HD3	1:E:277:LYS:O	1.80	0.80
1:C:204:PHE:CZ	1:C:213:VAL:HG11	2.16	0.80
1:N:85:ALA:HB1	1:N:499:VAL:HG12	1.62	0.80
1:H:131:LEU:HD12	1:H:422:VAL:HG11	1.64	0.80
1:L:82:ASN:HB2	1:L:89:THR:OG1	1.82	0.80
1:M:420:ILE:HG13	1:M:451:LEU:HD22	1.64	0.79
1:J:82:ASN:HB2	1:J:89:THR:OG1	1.82	0.79
1:D:195:PHE:CD1	1:D:197:ARG:HD3	2.17	0.79
1:G:183:LEU:HD22	1:G:384:ALA:HA	1.63	0.79
1:N:239:ALA:HB1	1:N:314:LEU:HD11	1.64	0.78
1:B:513:LEU:HD11	1:C:388:GLU:HA	1.65	0.78
1:F:322:ARG:HB3	1:F:333:ILE:HD12	1.63	0.78
1:C:322:ARG:HB3	1:C:333:ILE:HD12	1.67	0.77
1:A:212:ALA:HA	1:A:325:ILE:O	1.85	0.77
1:D:212:ALA:HA	1:D:325:ILE:O	1.83	0.77
1:L:39:VAL:HG23	1:M:517:THR:HG21	1.66	0.76
1:E:383:ALA:HB3	1:E:389:MET:SD	2.25	0.76
1:B:40:LEU:HD13	1:B:59:GLU:HG3	1.67	0.76
2:O:47:ARG:HD3	2:O:49:LEU:HD12	1.66	0.76
1:C:266:THR:HA	1:C:271:VAL:O	1.84	0.76
1:H:82:ASN:HB2	1:H:89:THR:OG1	1.86	0.76
1:C:513:LEU:HD11	1:D:388:GLU:HA	1.65	0.76
1:K:63:GLU:HB2	1:L:3:ALA:HB1	1.67	0.75

*Continued on next page...*

*Continued from previous page...*

Atom-1	Atom-2	Interatomic distance (Å)	Clash overlap (Å)
1:K:85:ALA:HB1	1:K:499:VAL:HG12	1.66	0.75
1:A:479:ASN:HB2	1:A:491:MET:SD	2.26	0.75
1:I:122:LYS:HE2	1:I:429:LEU:HD11	1.67	0.75
1:H:420:ILE:HG13	1:H:451:LEU:HD22	1.69	0.75
1:J:351:GLN:O	1:J:354:GLU:HG2	1.87	0.75
1:L:49:ILE:HD11	1:M:73:MET:HE3	1.68	0.74
1:I:82:ASN:HB2	1:I:89:THR:OG1	1.86	0.74
1:K:82:ASN:HB2	1:K:89:THR:OG1	1.87	0.74
1:B:34:LYS:HD2	1:B:458:CYS:SG	2.28	0.74
1:G:200:LEU:HD22	1:G:254:VAL:HB	1.69	0.74
1:J:49:ILE:HD11	1:K:73:MET:HE3	1.70	0.74
1:K:77:VAL:HG22	1:K:506:TYR:HB3	1.67	0.74
2:O:7:HIS:HB2	2:O:46:GLY:O	1.86	0.73
1:A:513:LEU:HD11	1:B:388:GLU:HA	1.69	0.73
1:N:205:ILE:HA	1:N:213:VAL:HG22	1.68	0.73
1:L:414:GLY:N	1:L:494:LEU:HA	2.04	0.73
1:F:212:ALA:HA	1:F:325:ILE:O	1.88	0.73
1:F:199:TYR:CZ	1:F:202:PRO:HA	2.24	0.73
1:E:197:ARG:NH2	1:E:279:PRO:HD3	2.03	0.73
1:L:270:ILE:HG22	1:L:271:VAL:HG23	1.70	0.72
1:C:263:VAL:O	1:C:267:MET:HG2	1.89	0.72
1:I:85:ALA:HB1	1:I:499:VAL:HG12	1.70	0.72
1:F:349:ILE:HG23	1:F:365:LEU:HD21	1.72	0.72
1:E:346:VAL:HA	1:E:349:ILE:HD12	1.72	0.72
1:K:420:ILE:HG13	1:K:451:LEU:HD22	1.72	0.72
1:H:230:ILE:HD12	1:H:258:ALA:HA	1.70	0.72
1:M:205:ILE:HA	1:M:213:VAL:HG22	1.71	0.72
1:G:479:ASN:HB2	1:G:491:MET:SD	2.30	0.71
2:U:3:ILE:HG12	2:U:78:ILE:HD13	1.69	0.71
1:J:230:ILE:CD1	1:J:230:ILE:H	2.03	0.71
1:M:82:ASN:HB2	1:M:89:THR:OG1	1.89	0.71
1:A:34:LYS:HD2	1:A:458:CYS:SG	2.30	0.71
1:G:238:GLU:OE1	2:U:26:VAL:HG23	1.91	0.71
2:R:78:ILE:HD13	2:R:83:VAL:HG21	1.71	0.71
1:C:479:ASN:HB2	1:C:491:MET:SD	2.30	0.71
1:C:346:VAL:HA	1:C:349:ILE:HD12	1.71	0.71
1:C:247:LEU:HB3	1:C:273:VAL:HG13	1.73	0.71
1:D:195:PHE:CE1	1:D:330:THR:HB	2.26	0.71
1:K:205:ILE:HA	1:K:213:VAL:HG22	1.73	0.71
1:M:221:LEU:HD12	1:M:249:ILE:HG23	1.71	0.71
1:G:346:VAL:HA	1:G:349:ILE:HD12	1.72	0.70

*Continued on next page...*

*Continued from previous page...*

Atom-1	Atom-2	Interatomic distance (Å)	Clash overlap (Å)
1:L:221:LEU:HD12	1:L:249:ILE:HG23	1.70	0.70
1:N:420:ILE:HG13	1:N:451:LEU:HD22	1.72	0.70
1:L:239:ALA:HB1	1:L:314:LEU:HD11	1.73	0.70
2:U:78:ILE:HD12	2:U:83:VAL:HG21	1.72	0.70
1:E:479:ASN:HB2	1:E:491:MET:SD	2.31	0.70
1:G:199:TYR:CZ	1:G:202:PRO:HA	2.27	0.70
1:C:285:ARG:O	1:C:289:LEU:HG	1.91	0.70
1:B:212:ALA:HA	1:B:325:ILE:O	1.92	0.70
1:C:39:VAL:HG22	1:C:49:ILE:HG12	1.73	0.70
1:F:77:VAL:HG12	1:F:510:VAL:HG21	1.72	0.70
1:D:266:THR:HA	1:D:271:VAL:O	1.92	0.70
1:G:285:ARG:O	1:G:289:LEU:HG	1.92	0.70
1:G:39:VAL:HG22	1:G:49:ILE:HG12	1.72	0.69
1:F:238:GLU:OE1	2:T:26:VAL:HG23	1.92	0.69
1:L:420:ILE:HG13	1:L:451:LEU:HD22	1.74	0.69
1:E:291:ASP:HB2	1:E:372:LEU:HD21	1.73	0.69
1:I:66:PHE:HA	1:I:69:MET:HE3	1.74	0.69
1:B:252:GLU:HA	1:B:285:ARG:NH1	2.07	0.69
1:F:346:VAL:HA	1:F:349:ILE:HD12	1.74	0.69
1:B:265:ASN:OD1	2:P:27:LEU:HB3	1.92	0.69
1:I:420:ILE:HG13	1:I:451:LEU:HD22	1.74	0.69
1:M:77:VAL:HG22	1:M:506:TYR:HB3	1.75	0.69
1:D:77:VAL:CG1	1:D:510:VAL:HG21	2.22	0.69
1:B:195:PHE:CE1	1:B:330:THR:HB	2.27	0.69
1:G:266:THR:HA	1:G:271:VAL:O	1.91	0.69
1:H:20:VAL:HG23	1:H:74:VAL:HG21	1.73	0.69
1:H:450:PRO:O	1:H:454:ILE:HG12	1.93	0.69
1:K:450:PRO:O	1:K:454:ILE:HG12	1.93	0.69
1:A:77:VAL:HG12	1:A:510:VAL:HG21	1.75	0.69
1:E:262:LEU:HD11	1:E:273:VAL:HB	1.74	0.69
1:E:261:THR:HG22	2:S:29:GLY:H	1.57	0.69
1:J:197:ARG:HG2	1:J:277:LYS:O	1.92	0.69
1:L:49:ILE:HD11	1:M:73:MET:CE	2.22	0.69
1:M:66:PHE:CZ	1:M:522:THR:HG22	2.28	0.69
1:A:265:ASN:OD1	2:O:27:LEU:HB3	1.93	0.68
1:B:352:GLN:HB3	1:B:365:LEU:HD11	1.74	0.68
1:E:252:GLU:HA	1:E:285:ARG:NH1	2.08	0.68
1:B:200:LEU:HD22	1:B:254:VAL:HB	1.74	0.68
1:N:39:VAL:HG22	1:N:49:ILE:HG12	1.76	0.68
1:D:518:GLU:HB2	1:E:36:ARG:HB3	1.76	0.68
1:L:69:MET:HE1	1:L:522:THR:HB	1.76	0.68

*Continued on next page...*

*Continued from previous page...*

Atom-1	Atom-2	Interatomic distance (Å)	Clash overlap (Å)
1:M:49:ILE:HD11	1:N:73:MET:HE3	1.74	0.68
1:N:217:SER:HA	1:N:320:ALA:O	1.94	0.68
1:G:345:ARG:O	1:G:349:ILE:HG13	1.94	0.68
1:C:509:SER:HB2	1:D:384:ALA:HB3	1.76	0.68
1:D:346:VAL:HA	1:D:349:ILE:HD12	1.74	0.68
1:A:352:GLN:CB	1:A:365:LEU:HD11	2.22	0.68
1:E:218:PRO:HD2	1:E:320:ALA:O	1.93	0.68
1:G:215:LEU:O	1:G:322:ARG:HA	1.94	0.68
1:C:73:MET:CE	1:D:49:ILE:HD11	2.25	0.67
1:A:204:PHE:CD1	1:A:266:THR:HB	2.29	0.67
1:I:131:LEU:HD12	1:I:422:VAL:HG11	1.76	0.67
1:E:265:ASN:OD1	2:S:27:LEU:HB3	1.94	0.67
1:F:225:LYS:CD	1:F:309:LEU:HG	2.24	0.67
2:P:18:GLU:OE1	2:P:30:SER:HA	1.94	0.67
1:K:421:ARG:O	1:K:425:LYS:HG2	1.93	0.67
1:M:383:ALA:HB3	1:M:389:MET:HB2	1.76	0.67
1:B:77:VAL:HG12	1:B:510:VAL:HG21	1.77	0.67
1:E:77:VAL:HG12	1:E:510:VAL:HG21	1.76	0.67
1:F:266:THR:HA	1:F:271:VAL:O	1.94	0.67
1:G:77:VAL:CG1	1:G:510:VAL:HG21	2.25	0.67
1:M:414:GLY:N	1:M:494:LEU:HA	2.10	0.67
1:N:69:MET:CE	1:N:522:THR:HB	2.24	0.67
1:B:57:ALA:O	1:B:75:LYS:HE2	1.95	0.67
1:C:207:LYS:HB3	1:C:208:PRO:HD3	1.77	0.67
1:D:345:ARG:O	1:D:348:GLN:HG3	1.94	0.67
1:H:46:ALA:HB1	1:H:47:PRO:HD2	1.77	0.67
1:M:450:PRO:O	1:M:454:ILE:HG12	1.95	0.67
1:D:322:ARG:HB3	1:D:333:ILE:HD12	1.75	0.67
1:D:458:CYS:SG	1:D:480:ALA:HB1	2.34	0.67
1:G:221:LEU:HD11	1:G:301:ILE:HD11	1.77	0.67
1:M:197:ARG:HG2	1:M:277:LYS:O	1.94	0.67
1:E:345:ARG:O	1:E:349:ILE:HG13	1.95	0.67
1:F:261:THR:HB	2:T:29:GLY:H	1.58	0.67
1:H:73:MET:CE	1:N:49:ILE:HD11	2.25	0.67
2:R:12:VAL:HG12	2:R:40:VAL:HA	1.77	0.67
1:F:458:CYS:SG	1:F:480:ALA:HB1	2.35	0.66
1:D:265:ASN:OD1	2:R:27:LEU:HB3	1.95	0.66
1:H:282:GLY:O	1:H:285:ARG:HG2	1.94	0.66
1:K:313:THR:HG22	1:K:314:LEU:H	1.59	0.66
1:M:326:ASN:OD1	1:M:329:THR:HB	1.93	0.66
1:D:77:VAL:HG12	1:D:510:VAL:HG21	1.76	0.66

*Continued on next page...*



*Continued from previous page...*

Atom-1	Atom-2	Interatomic distance (Å)	Clash overlap (Å)
1:E:221:LEU:HD11	1:E:301:ILE:HD11	1.77	0.66
1:G:212:ALA:HA	1:G:325:ILE:O	1.94	0.66
1:J:15:LYS:HE2	1:J:64:ASP:OD1	1.96	0.66
1:K:326:ASN:OD1	1:K:329:THR:HB	1.94	0.66
1:G:34:LYS:HD2	1:G:458:CYS:SG	2.35	0.66
1:I:84:ALA:O	1:I:498:LYS:HE2	1.95	0.66
1:A:150:ILE:HG21	1:A:494:LEU:O	1.96	0.66
1:D:218:PRO:HD2	1:D:320:ALA:O	1.96	0.66
1:J:214:GLU:HG2	1:J:324:VAL:HG12	1.77	0.66
1:J:420:ILE:HG13	1:J:451:LEU:HD22	1.76	0.66
1:D:325:ILE:HG12	1:D:330:THR:HG23	1.78	0.66
1:B:261:THR:HB	2:P:29:GLY:H	1.59	0.66
1:B:215:LEU:O	1:B:322:ARG:HA	1.96	0.66
1:C:34:LYS:HD2	1:C:458:CYS:SG	2.36	0.66
1:C:305:ILE:HD11	1:D:203:TYR:CE1	2.30	0.66
1:J:326:ASN:OD1	1:J:329:THR:HB	1.95	0.66
2:T:37:ARG:CG	2:T:37:ARG:HH11	2.09	0.66
1:D:207:LYS:HB3	1:D:208:PRO:HD3	1.77	0.65
1:N:20:VAL:HG23	1:N:74:VAL:HG21	1.78	0.65
1:D:209:GLU:O	1:D:211:GLY:N	2.29	0.65
1:E:285:ARG:O	1:E:289:LEU:HG	1.95	0.65
1:C:432:GLN:HG2	1:C:436:GLN:OE1	1.96	0.65
1:F:204:PHE:CE1	1:F:266:THR:HB	2.32	0.65
1:J:69:MET:CE	1:J:522:THR:HB	2.26	0.65
1:M:282:GLY:O	1:M:285:ARG:HG2	1.96	0.65
1:B:77:VAL:CG1	1:B:510:VAL:HG21	2.25	0.65
1:E:225:LYS:HB3	1:E:303:GLU:OE2	1.97	0.65
1:J:217:SER:N	1:J:218:PRO:HD3	2.11	0.65
1:N:282:GLY:O	1:N:285:ARG:HG2	1.95	0.65
1:H:326:ASN:OD1	1:H:329:THR:HB	1.97	0.65
1:J:20:VAL:HG23	1:J:74:VAL:HG21	1.78	0.65
1:M:313:THR:HG22	1:M:314:LEU:H	1.61	0.65
1:D:285:ARG:O	1:D:289:LEU:HG	1.97	0.65
1:D:345:ARG:O	1:D:349:ILE:HG13	1.97	0.65
1:E:195:PHE:CE1	1:E:197:ARG:HD2	2.32	0.65
1:G:452:ARG:HB2	1:G:462:PRO:HB3	1.79	0.65
1:E:34:LYS:HD2	1:E:458:CYS:SG	2.36	0.65
1:N:69:MET:O	1:N:73:MET:HG3	1.97	0.65
1:N:450:PRO:O	1:N:454:ILE:HG12	1.97	0.65
1:I:69:MET:O	1:I:73:MET:HG3	1.97	0.65
1:J:161:LEU:HD21	1:J:185:ASP:HB3	1.79	0.65

*Continued on next page...*

*Continued from previous page...*

Atom-1	Atom-2	Interatomic distance (Å)	Clash overlap (Å)
1:J:239:ALA:HB1	1:J:314:LEU:HD11	1.78	0.65
1:K:176:THR:OG1	1:K:378:VAL:HG12	1.97	0.65
1:I:450:PRO:O	1:I:454:ILE:HG12	1.97	0.64
1:K:266:THR:HG22	1:K:273:VAL:H	1.62	0.64
2:P:20:LYS:HB3	2:P:27:LEU:HG	1.78	0.64
1:B:346:VAL:HA	1:B:349:ILE:HD12	1.77	0.64
1:E:458:CYS:SG	1:E:480:ALA:HB1	2.37	0.64
1:J:450:PRO:O	1:J:454:ILE:HG12	1.97	0.64
2:U:47:ARG:HD3	2:U:49:LEU:HD12	1.79	0.64
1:A:77:VAL:CG1	1:A:510:VAL:HG21	2.28	0.64
1:E:345:ARG:O	1:E:348:GLN:HG3	1.97	0.64
1:J:4:LYS:HD3	1:J:521:VAL:CG1	2.27	0.64
1:L:69:MET:CE	1:L:522:THR:HB	2.28	0.64
1:J:13:ARG:HB3	1:J:104:LEU:HD11	1.78	0.64
1:J:69:MET:O	1:J:73:MET:HG3	1.97	0.64
1:G:65:LYS:O	1:G:69:MET:HG3	1.97	0.64
1:K:239:ALA:HB1	1:K:314:LEU:HD11	1.79	0.64
1:A:207:LYS:HB3	1:A:208:PRO:HD3	1.80	0.64
1:B:18:ARG:HB3	1:B:18:ARG:HH11	1.63	0.64
1:H:221:LEU:HD12	1:H:249:ILE:HG23	1.80	0.64
1:H:284:ARG:NH1	1:H:284:ARG:HB2	2.13	0.64
1:K:131:LEU:HD12	1:K:422:VAL:HG11	1.80	0.64
1:C:305:ILE:HG22	1:C:306:GLY:H	1.63	0.64
1:D:74:VAL:O	1:D:77:VAL:HG13	1.98	0.64
1:I:414:GLY:N	1:I:494:LEU:HA	2.12	0.64
1:A:69:MET:HG2	1:B:41:ASP:OD1	1.98	0.64
1:C:262:LEU:HD21	1:C:274:ALA:HA	1.78	0.64
1:G:74:VAL:O	1:G:77:VAL:HG13	1.97	0.64
1:G:352:GLN:HB3	1:G:365:LEU:CD1	2.24	0.64
1:D:34:LYS:HD2	1:D:458:CYS:SG	2.38	0.63
1:E:305:ILE:HG22	1:E:306:GLY:N	2.12	0.63
1:F:118:ARG:HH11	1:F:118:ARG:CG	2.10	0.63
1:H:426:LEU:HD23	1:H:426:LEU:H	1.63	0.63
1:K:403:THR:O	1:K:407:VAL:HG23	1.99	0.63
1:L:20:VAL:HG23	1:L:74:VAL:HG21	1.81	0.63
1:C:77:VAL:HG21	1:C:507:ALA:HA	1.80	0.63
1:M:13:ARG:HB3	1:M:104:LEU:HD11	1.81	0.63
2:S:47:ARG:O	2:S:55:LYS:HD2	1.97	0.63
1:A:74:VAL:O	1:A:77:VAL:HG13	1.98	0.63
1:C:198:GLY:HA3	1:C:327:LYS:O	1.98	0.63
1:F:368:ARG:O	1:F:372:LEU:HG	1.98	0.63

*Continued on next page...*

*Continued from previous page...*

Atom-1	Atom-2	Interatomic distance (Å)	Clash overlap (Å)
1:H:69:MET:O	1:H:73:MET:HG3	1.98	0.63
1:J:420:ILE:HD13	1:J:448:GLU:HA	1.81	0.63
1:K:383:ALA:HB3	1:K:389:MET:HB2	1.79	0.63
1:K:437:ASN:O	1:K:441:LYS:HD2	1.97	0.63
2:P:52:GLY:O	2:P:53:GLU:HB2	1.98	0.63
1:D:452:ARG:HB2	1:D:462:PRO:HB3	1.80	0.63
1:H:239:ALA:HB1	1:H:314:LEU:HD11	1.81	0.63
1:I:161:LEU:HD21	1:I:185:ASP:HB3	1.79	0.63
1:L:131:LEU:HD12	1:L:422:VAL:HG11	1.81	0.63
1:M:49:ILE:HD11	1:N:73:MET:CE	2.28	0.63
1:N:217:SER:N	1:N:218:PRO:HD3	2.13	0.63
1:A:57:ALA:O	1:A:75:LYS:HE2	1.97	0.63
1:N:58:ARG:CB	1:N:58:ARG:HH11	2.12	0.63
1:H:421:ARG:O	1:H:425:LYS:HG2	1.99	0.63
1:F:77:VAL:CG1	1:F:510:VAL:HG21	2.28	0.63
1:G:352:GLN:CB	1:G:365:LEU:HD11	2.27	0.63
1:N:313:THR:HG22	1:N:314:LEU:H	1.64	0.63
1:A:65:LYS:O	1:A:69:MET:HG3	1.98	0.62
1:I:228:SER:O	1:I:257:GLU:HB3	1.98	0.62
1:K:414:GLY:N	1:K:494:LEU:HA	2.14	0.62
1:B:198:GLY:HA3	1:B:327:LYS:O	1.99	0.62
1:D:252:GLU:HA	1:D:285:ARG:NH1	2.13	0.62
2:O:43:VAL:HG13	2:O:57:LEU:HD12	1.80	0.62
1:J:414:GLY:N	1:J:494:LEU:HA	2.15	0.62
1:K:46:ALA:HB1	1:K:47:PRO:HD2	1.81	0.62
1:M:239:ALA:HB1	1:M:314:LEU:HD11	1.80	0.62
1:E:199:TYR:CZ	1:E:202:PRO:HA	2.34	0.62
1:F:346:VAL:O	1:F:349:ILE:HB	1.99	0.62
1:K:420:ILE:HD13	1:K:448:GLU:HA	1.81	0.62
1:M:69:MET:HE3	1:M:522:THR:HB	1.80	0.62
2:S:14:ARG:CD	2:S:34:LYS:HE2	2.29	0.62
1:B:74:VAL:O	1:B:77:VAL:HG13	1.99	0.62
1:N:437:ASN:O	1:N:441:LYS:HD2	2.00	0.62
2:O:47:ARG:HB3	2:O:55:LYS:CD	2.28	0.62
1:B:207:LYS:HB3	1:B:208:PRO:HD3	1.82	0.62
1:E:452:ARG:HB2	1:E:462:PRO:HB3	1.80	0.62
1:L:217:SER:N	1:L:218:PRO:HD3	2.15	0.62
1:N:42:LYS:HE2	1:N:48:THR:OG1	2.00	0.62
2:P:43:VAL:HG13	2:P:57:LEU:HD12	1.82	0.62
1:A:452:ARG:HB2	1:A:462:PRO:HB3	1.81	0.62
1:B:352:GLN:OE1	1:B:365:LEU:HD11	2.00	0.62

*Continued on next page...*

*Continued from previous page...*

Atom-1	Atom-2	Interatomic distance (Å)	Clash overlap (Å)
1:D:102:GLU:CB	1:D:442:VAL:HG13	2.30	0.62
1:D:261:THR:HB	2:R:29:GLY:H	1.64	0.62
1:J:32:GLY:HA2	1:J:454:ILE:HD12	1.81	0.62
1:L:13:ARG:HB3	1:L:104:LEU:HD11	1.81	0.62
1:E:18:ARG:HG2	1:E:18:ARG:HH11	1.64	0.62
1:E:227:ILE:O	1:E:255:GLU:HG2	1.99	0.62
1:G:206:ASN:HB3	1:G:214:GLU:H	1.64	0.62
1:H:217:SER:N	1:H:218:PRO:HD3	2.15	0.62
1:K:459:GLY:HA3	1:L:112:ASN:HD21	1.65	0.62
2:P:20:LYS:CB	2:P:27:LEU:HG	2.29	0.62
1:A:346:VAL:HA	1:A:349:ILE:HD12	1.81	0.61
1:B:458:CYS:SG	1:B:480:ALA:HB1	2.40	0.61
1:F:204:PHE:CD1	1:F:266:THR:HB	2.35	0.61
1:I:266:THR:HG22	1:I:273:VAL:H	1.65	0.61
1:J:30:THR:HB	1:J:51:LYS:O	2.00	0.61
1:M:19:GLY:HA3	1:M:67:GLU:O	2.00	0.61
1:C:65:LYS:O	1:C:69:MET:HG3	2.00	0.61
1:C:266:THR:HG22	1:C:273:VAL:H	1.65	0.61
1:N:84:ALA:O	1:N:498:LYS:HE2	2.00	0.61
1:A:206:ASN:HB3	1:A:214:GLU:H	1.66	0.61
1:B:218:PRO:HD2	1:B:320:ALA:O	1.99	0.61
1:E:77:VAL:CG1	1:E:510:VAL:HG21	2.30	0.61
1:K:102:GLU:HB2	1:K:442:VAL:HG13	1.82	0.61
1:B:65:LYS:O	1:B:69:MET:HG3	2.01	0.61
1:I:179:ASP:HA	1:I:389:MET:HE3	1.82	0.61
1:C:57:ALA:O	1:C:75:LYS:HE2	2.00	0.61
1:E:352:GLN:CB	1:E:365:LEU:HD11	2.21	0.61
1:E:279:PRO:HD2	1:E:285:ARG:HB2	1.81	0.61
2:O:47:ARG:HB3	2:O:55:LYS:HD3	1.82	0.61
1:A:31:LEU:HD23	1:A:453:GLN:HB3	1.81	0.61
1:C:305:ILE:HG22	1:C:306:GLY:N	2.16	0.61
1:F:206:ASN:HB3	1:F:214:GLU:H	1.65	0.61
2:Q:12:VAL:HG12	2:Q:40:VAL:HA	1.81	0.61
1:D:57:ALA:O	1:D:75:LYS:HE2	2.00	0.61
1:F:74:VAL:O	1:F:77:VAL:HG13	1.99	0.61
1:G:193:MET:SD	1:G:371:LYS:HG2	2.41	0.61
1:G:326:ASN:OD1	1:G:329:THR:HB	2.01	0.61
1:H:69:MET:HE3	1:H:522:THR:HB	1.82	0.61
1:A:368:ARG:O	1:A:372:LEU:HG	2.01	0.61
1:C:204:PHE:CE2	1:C:213:VAL:HG21	2.36	0.61
1:E:212:ALA:HA	1:E:325:ILE:O	2.01	0.61

*Continued on next page...*

*Continued from previous page...*

Atom-1	Atom-2	Interatomic distance (Å)	Clash overlap (Å)
1:G:262:LEU:HD11	1:G:273:VAL:HB	1.83	0.61
1:G:458:CYS:SG	1:G:480:ALA:HB1	2.41	0.61
1:M:197:ARG:HE	1:M:277:LYS:HZ3	1.49	0.61
1:G:232:GLU:HB3	1:G:310:GLU:OE2	2.01	0.61
1:N:262:LEU:O	1:N:266:THR:HG23	2.01	0.61
1:C:452:ARG:HB2	1:C:462:PRO:HB3	1.83	0.60
1:E:18:ARG:HH11	1:E:18:ARG:CG	2.14	0.60
1:G:218:PRO:HD2	1:G:320:ALA:O	2.01	0.60
1:I:313:THR:HG22	1:I:314:LEU:H	1.66	0.60
1:M:69:MET:O	1:M:73:MET:HG3	2.01	0.60
1:D:198:GLY:HA3	1:D:327:LYS:O	2.01	0.60
1:H:266:THR:HG22	1:H:273:VAL:H	1.67	0.60
1:K:262:LEU:O	1:K:266:THR:HG23	2.00	0.60
1:C:225:LYS:NZ	1:C:225:LYS:HB3	2.16	0.60
1:F:42:LYS:HE2	1:F:48:THR:OG1	2.01	0.60
1:J:267:MET:O	1:J:268:ARG:HG3	2.01	0.60
1:M:12:ALA:HB1	1:M:520:MET:HG3	1.83	0.60
1:C:302:SER:HB2	1:C:305:ILE:HD12	1.84	0.60
1:D:368:ARG:O	1:D:372:LEU:HG	2.01	0.60
1:I:49:ILE:HD11	1:J:73:MET:CE	2.31	0.60
1:C:353:ILE:HG12	1:C:366:GLN:NE2	2.16	0.60
1:E:74:VAL:O	1:E:77:VAL:HG13	2.02	0.60
1:F:345:ARG:O	1:F:348:GLN:HG3	2.01	0.60
1:L:265:ASN:O	1:L:269:GLY:HA3	2.00	0.60
1:A:204:PHE:CE1	1:A:266:THR:HB	2.35	0.60
1:A:266:THR:HA	1:A:271:VAL:O	2.01	0.60
1:B:285:ARG:O	1:B:289:LEU:HG	2.01	0.60
1:B:345:ARG:O	1:B:348:GLN:HG3	2.01	0.60
1:H:130:GLU:HG3	1:H:426:LEU:HD22	1.82	0.60
1:L:197:ARG:HG2	1:L:277:LYS:O	2.01	0.60
1:D:238:GLU:OE1	2:R:26:VAL:HG22	2.01	0.60
1:F:252:GLU:HA	1:F:285:ARG:NH1	2.17	0.60
1:H:437:ASN:O	1:H:441:LYS:HD2	2.01	0.60
1:M:130:GLU:HG3	1:M:426:LEU:CD2	2.32	0.60
1:C:31:LEU:HD23	1:C:453:GLN:HB3	1.82	0.60
1:N:138:CYS:SG	1:N:144:ILE:HD13	2.42	0.60
1:N:174:VAL:HG21	1:N:194:GLN:HB3	1.82	0.60
1:A:18:ARG:HH11	1:A:18:ARG:HB3	1.66	0.60
1:E:31:LEU:CD1	4:E:1526:ADP:H5'1	2.31	0.60
1:H:32:GLY:HA2	1:H:454:ILE:HD12	1.84	0.60
1:H:271:VAL:HG12	1:H:273:VAL:HG13	1.84	0.60

*Continued on next page...*

*Continued from previous page...*

Atom-1	Atom-2	Interatomic distance (Å)	Clash overlap (Å)
1:K:221:LEU:HD12	1:K:249:ILE:HG23	1.84	0.60
1:N:176:THR:OG1	1:N:378:VAL:HG12	2.02	0.60
1:C:204:PHE:CZ	1:C:274:ALA:HB3	2.37	0.59
1:H:197:ARG:HG2	1:H:277:LYS:O	2.00	0.59
1:H:414:GLY:N	1:H:494:LEU:HA	2.17	0.59
1:L:77:VAL:HG22	1:L:506:TYR:HB3	1.83	0.59
1:H:49:ILE:HD11	1:I:73:MET:HE3	1.83	0.59
1:J:169:VAL:HG13	1:J:173:GLY:HA3	1.84	0.59
1:K:30:THR:HG22	1:K:36:ARG:O	2.02	0.59
1:L:214:GLU:HG2	1:L:324:VAL:HG12	1.84	0.59
1:L:232:GLU:HB3	1:L:309:LEU:HB2	1.83	0.59
1:F:215:LEU:O	1:F:322:ARG:HG3	2.02	0.59
1:J:219:PHE:HB3	1:J:317:LEU:HD23	1.83	0.59
1:K:49:ILE:HD11	1:L:73:MET:CE	2.32	0.59
1:L:266:THR:HG22	1:L:273:VAL:H	1.67	0.59
1:J:69:MET:HE3	1:J:522:THR:HB	1.84	0.59
1:J:266:THR:HG22	1:J:273:VAL:H	1.66	0.59
1:N:197:ARG:HG2	1:N:277:LYS:O	2.03	0.59
1:N:420:ILE:HD13	1:N:448:GLU:HA	1.85	0.59
1:A:218:PRO:HD2	1:A:320:ALA:O	2.02	0.59
1:F:358:SER:O	1:F:362:ARG:HG2	2.01	0.59
1:H:224:ASP:OD2	1:H:286:LYS:HE2	2.02	0.59
1:H:230:ILE:HD11	1:H:257:GLU:O	2.01	0.59
1:N:166:MET:HE2	1:N:171:LYS:HA	1.85	0.59
2:O:20:LYS:HB3	2:O:27:LEU:HG	1.84	0.59
1:H:102:GLU:HB2	1:H:442:VAL:HG13	1.83	0.59
1:I:77:VAL:HG22	1:I:506:TYR:HB3	1.82	0.59
1:A:432:GLN:HE21	1:A:436:GLN:HE22	1.50	0.59
1:E:183:LEU:CD2	1:E:384:ALA:HA	2.33	0.59
1:M:165:ALA:HB1	1:M:175:ILE:HD12	1.85	0.59
1:N:414:GLY:N	1:N:494:LEU:HA	2.18	0.59
2:R:43:VAL:HG13	2:R:57:LEU:HD12	1.85	0.59
1:C:352:GLN:HB3	1:C:365:LEU:CD1	2.20	0.59
1:C:438:VAL:O	1:C:442:VAL:HG23	2.03	0.59
1:F:207:LYS:HB3	1:F:208:PRO:HD3	1.84	0.59
1:G:284:ARG:HG2	1:G:288:MET:HE2	1.85	0.59
1:N:266:THR:HG22	1:N:273:VAL:H	1.67	0.59
1:E:31:LEU:HD12	4:E:1526:ADP:H5'1	1.83	0.59
1:J:49:ILE:HD11	1:K:73:MET:CE	2.32	0.59
1:K:217:SER:N	1:K:218:PRO:HD3	2.18	0.59
1:C:239:ALA:HB1	1:C:314:LEU:HD23	1.84	0.59

*Continued on next page...*

*Continued from previous page...*

Atom-1	Atom-2	Interatomic distance (Å)	Clash overlap (Å)
1:E:122:LYS:HE2	1:E:429:LEU:HD11	1.85	0.59
1:E:195:PHE:O	1:E:329:THR:HG23	2.03	0.59
1:H:77:VAL:HG22	1:H:506:TYR:HB3	1.84	0.59
1:H:84:ALA:O	1:H:498:LYS:HE2	2.03	0.58
1:C:345:ARG:O	1:C:348:GLN:HG2	2.03	0.58
1:E:207:LYS:HB3	1:E:208:PRO:HD3	1.85	0.58
1:F:31:LEU:HD23	1:F:453:GLN:HB3	1.85	0.58
1:G:239:ALA:HB1	1:G:314:LEU:HD23	1.85	0.58
1:I:197:ARG:HG2	1:I:277:LYS:O	2.03	0.58
1:L:217:SER:HA	1:L:320:ALA:O	2.02	0.58
1:A:30:THR:HG22	1:A:36:ARG:O	2.03	0.58
1:B:199:TYR:CZ	1:B:202:PRO:HA	2.38	0.58
1:B:288:MET:HA	1:B:291:ASP:OD1	2.04	0.58
1:C:73:MET:HE3	1:D:49:ILE:HD11	1.84	0.58
1:D:102:GLU:HB3	1:D:442:VAL:HG13	1.86	0.58
1:G:213:VAL:HB	1:G:325:ILE:HB	1.84	0.58
1:H:265:ASN:O	1:H:269:GLY:HA3	2.02	0.58
1:H:313:THR:HG22	1:H:314:LEU:H	1.68	0.58
1:L:414:GLY:H	1:L:494:LEU:HA	1.68	0.58
1:M:62:LEU:HD13	1:M:67:GLU:HG2	1.84	0.58
1:A:346:VAL:O	1:A:349:ILE:HB	2.04	0.58
1:C:265:ASN:OD1	2:Q:27:LEU:HB3	2.02	0.58
1:D:278:ALA:HB1	1:D:279:PRO:HD2	1.84	0.58
1:C:231:ARG:HB2	1:C:257:GLU:OE1	2.04	0.58
1:H:161:LEU:HD21	1:H:185:ASP:HB3	1.85	0.58
1:F:34:LYS:HD2	1:F:458:CYS:SG	2.44	0.58
1:J:403:THR:O	1:J:407:VAL:HG23	2.04	0.58
1:A:113:PRO:HB3	1:A:516:THR:HA	1.86	0.58
1:A:419:LEU:HD11	1:A:500:THR:HG23	1.85	0.58
1:E:80:LYS:HD2	1:E:506:TYR:CE1	2.39	0.58
1:H:130:GLU:HG3	1:H:426:LEU:CD2	2.34	0.58
1:I:265:ASN:O	1:I:269:GLY:HA3	2.03	0.58
1:N:287:ALA:HB1	1:N:368:ARG:CZ	2.33	0.58
2:T:37:ARG:HH11	2:T:37:ARG:HG2	1.68	0.58
1:C:345:ARG:O	1:C:349:ILE:HG13	2.03	0.58
1:I:217:SER:N	1:I:218:PRO:HD3	2.19	0.58
1:L:145:ALA:O	1:L:149:THR:HG23	2.03	0.58
1:B:518:GLU:HB2	1:C:36:ARG:CB	2.33	0.58
1:H:215:LEU:HB3	1:H:218:PRO:HG3	1.86	0.58
1:C:518:GLU:HB2	1:D:36:ARG:CB	2.34	0.58
1:I:229:ASN:HD21	1:I:231:ARG:HH12	1.52	0.58

*Continued on next page...*



*Continued from previous page...*

Atom-1	Atom-2	Interatomic distance (Å)	Clash overlap (Å)
1:K:122:LYS:HE3	1:K:429:LEU:HD11	1.86	0.58
1:D:197:ARG:HH22	1:D:250:ILE:HG23	1.68	0.57
2:Q:47:ARG:HB3	2:Q:55:LYS:CG	2.33	0.57
1:F:452:ARG:HB2	1:F:462:PRO:HB3	1.86	0.57
1:G:77:VAL:HG12	1:G:510:VAL:HG21	1.86	0.57
1:H:219:PHE:HB3	1:H:317:LEU:HD23	1.86	0.57
1:L:420:ILE:HD13	1:L:448:GLU:HA	1.86	0.57
1:M:265:ASN:O	1:M:269:GLY:HA3	2.04	0.57
1:C:213:VAL:HB	1:C:325:ILE:HB	1.86	0.57
1:E:197:ARG:HH12	1:E:250:ILE:HG12	1.69	0.57
1:E:438:VAL:O	1:E:442:VAL:HG23	2.04	0.57
1:H:348:GLN:O	1:H:352:GLN:HG3	2.04	0.57
1:I:403:THR:O	1:I:407:VAL:HG23	2.04	0.57
1:I:420:ILE:HD13	1:I:448:GLU:HA	1.87	0.57
1:K:49:ILE:HD11	1:L:73:MET:HE3	1.86	0.57
1:A:36:ARG:HB3	1:G:518:GLU:HB2	1.85	0.57
1:C:150:ILE:HG21	1:C:494:LEU:O	2.04	0.57
1:D:214:GLU:HB3	1:D:322:ARG:HD2	1.85	0.57
1:G:57:ALA:O	1:G:75:LYS:HE2	2.04	0.57
1:G:147:VAL:HG23	1:G:403:THR:HG22	1.87	0.57
1:G:417:VAL:HA	1:G:420:ILE:HG22	1.85	0.57
1:J:228:SER:O	1:J:257:GLU:HB3	2.04	0.57
1:K:197:ARG:HG2	1:K:277:LYS:O	2.04	0.57
1:L:69:MET:O	1:L:73:MET:HG3	2.04	0.57
1:L:313:THR:HG22	1:L:314:LEU:H	1.69	0.57
1:D:225:LYS:HB3	1:D:303:GLU:OE2	2.05	0.57
1:D:438:VAL:O	1:D:442:VAL:HG23	2.05	0.57
1:K:199:TYR:CE1	1:K:202:PRO:HA	2.39	0.57
1:C:4:LYS:HG3	1:D:59:GLU:O	2.04	0.57
1:D:305:ILE:HD11	1:E:203:TYR:CD1	2.38	0.57
1:F:150:ILE:HG21	1:F:494:LEU:O	2.04	0.57
1:G:150:ILE:HG21	1:G:494:LEU:O	2.03	0.57
1:J:230:ILE:H	1:J:230:ILE:HD13	1.68	0.57
1:B:345:ARG:O	1:B:349:ILE:HG13	2.04	0.57
1:L:421:ARG:O	1:L:425:LYS:HG2	2.05	0.57
1:A:285:ARG:O	1:A:289:LEU:HG	2.04	0.57
1:F:178:GLU:O	1:F:380:LYS:HA	2.05	0.57
2:R:47:ARG:HD3	2:R:49:LEU:HD12	1.87	0.57
1:B:349:ILE:O	1:B:352:GLN:HB2	2.04	0.57
1:D:199:TYR:HA	1:D:276:VAL:HG12	1.87	0.57
1:H:73:MET:HE3	1:N:49:ILE:HD11	1.86	0.57

*Continued on next page...*



*Continued from previous page...*

Atom-1	Atom-2	Interatomic distance (Å)	Clash overlap (Å)
1:A:31:LEU:HD12	4:A:1526:ADP:H5'1	1.87	0.56
1:D:417:VAL:HA	1:D:420:ILE:HG22	1.87	0.56
1:E:518:GLU:HB2	1:F:36:ARG:CB	2.34	0.56
1:L:313:THR:HG22	1:L:314:LEU:N	2.20	0.56
1:M:223:ALA:HB3	1:M:251:ALA:HB2	1.87	0.56
2:S:43:VAL:HG13	2:S:57:LEU:HD12	1.86	0.56
1:A:215:LEU:O	1:A:322:ARG:HA	2.04	0.56
1:E:57:ALA:O	1:E:75:LYS:HE2	2.05	0.56
1:F:266:THR:HG22	1:F:273:VAL:H	1.70	0.56
1:F:285:ARG:O	1:F:289:LEU:HG	2.05	0.56
1:I:271:VAL:HG12	1:I:273:VAL:HG13	1.87	0.56
1:J:221:LEU:HD12	1:J:249:ILE:HG23	1.86	0.56
1:A:252:GLU:HG3	1:A:285:ARG:HH11	1.70	0.56
1:A:510:VAL:HG13	1:B:385:THR:HG21	1.86	0.56
1:B:213:VAL:HB	1:B:325:ILE:HB	1.88	0.56
1:C:249:ILE:HB	1:C:275:ALA:HB2	1.87	0.56
1:C:262:LEU:O	1:C:266:THR:HG23	2.05	0.56
1:C:368:ARG:O	1:C:372:LEU:HG	2.06	0.56
1:C:458:CYS:SG	1:C:480:ALA:HB1	2.45	0.56
1:D:40:LEU:HD13	1:D:59:GLU:HG3	1.88	0.56
1:H:166:MET:HE2	1:H:171:LYS:HA	1.86	0.56
1:H:420:ILE:HD13	1:H:448:GLU:HA	1.86	0.56
1:I:31:LEU:HG	1:I:454:ILE:HD11	1.87	0.56
1:L:102:GLU:HB2	1:L:442:VAL:HG13	1.87	0.56
1:M:30:THR:HB	1:M:51:LYS:O	2.03	0.56
1:F:449:ALA:HA	1:F:452:ARG:HG2	1.86	0.56
1:F:509:SER:HB2	1:G:384:ALA:HB3	1.87	0.56
1:L:178:GLU:OE2	1:L:322:ARG:HD3	2.05	0.56
1:D:65:LYS:HB3	1:D:522:THR:OG1	2.04	0.56
1:F:231:ARG:O	1:F:233:MET:HG2	2.05	0.56
1:G:225:LYS:HB2	1:G:303:GLU:OE1	2.04	0.56
1:G:449:ALA:HA	1:G:452:ARG:HG2	1.87	0.56
1:H:27:VAL:HG11	1:H:93:THR:HG21	1.88	0.56
1:J:145:ALA:O	1:J:149:THR:HG23	2.05	0.56
1:D:183:LEU:HD22	1:D:384:ALA:HA	1.88	0.56
1:F:57:ALA:O	1:F:75:LYS:HE2	2.05	0.56
1:G:14:VAL:O	1:G:18:ARG:HG2	2.06	0.56
1:G:102:GLU:CB	1:G:442:VAL:HG13	2.35	0.56
1:G:204:PHE:CD1	1:G:266:THR:HB	2.41	0.56
1:M:420:ILE:HD13	1:M:448:GLU:HA	1.87	0.56
1:A:73:MET:SD	1:B:49:ILE:HD11	2.45	0.56

*Continued on next page...*

*Continued from previous page...*

Atom-1	Atom-2	Interatomic distance (Å)	Clash overlap (Å)
1:B:368:ARG:O	1:B:372:LEU:HG	2.05	0.56
1:C:204:PHE:CE1	1:C:213:VAL:HG11	2.40	0.56
1:D:449:ALA:HA	1:D:452:ARG:HG2	1.88	0.56
1:E:261:THR:HG22	2:S:29:GLY:N	2.20	0.56
1:M:262:LEU:O	1:M:266:THR:HG23	2.06	0.56
1:D:213:VAL:HB	1:D:325:ILE:HB	1.87	0.56
1:N:313:THR:HG22	1:N:314:LEU:N	2.20	0.56
2:R:47:ARG:HB3	2:R:55:LYS:CG	2.36	0.56
1:A:203:TYR:CZ	1:G:305:ILE:HD11	2.41	0.56
1:E:325:ILE:HG12	1:E:330:THR:HG23	1.87	0.56
1:I:49:ILE:HD11	1:J:73:MET:HE2	1.88	0.56
1:I:214:GLU:HG2	1:I:324:VAL:HG12	1.88	0.56
1:C:225:LYS:HE3	1:C:309:LEU:HG	1.88	0.56
1:I:414:GLY:H	1:I:494:LEU:HA	1.71	0.56
1:K:145:ALA:O	1:K:149:THR:HG23	2.06	0.56
1:M:104:LEU:O	1:M:107:VAL:HG22	2.06	0.56
1:M:199:TYR:CE1	1:M:202:PRO:HA	2.41	0.56
2:P:18:GLU:OE2	2:P:33:ALA:HB3	2.06	0.56
2:U:43:VAL:HG13	2:U:57:LEU:HD12	1.87	0.56
1:A:247:LEU:HB2	1:A:273:VAL:HG22	1.88	0.55
1:C:261:THR:HB	2:Q:29:GLY:H	1.70	0.55
1:F:215:LEU:O	1:F:322:ARG:HA	2.06	0.55
1:H:112:ASN:HD21	1:N:459:GLY:HA3	1.71	0.55
1:K:230:ILE:CD1	1:K:261:THR:HG21	2.37	0.55
1:K:421:ARG:HD2	1:K:474:GLY:O	2.07	0.55
1:M:49:ILE:HG21	1:N:513:LEU:HD11	1.88	0.55
1:M:176:THR:OG1	1:M:378:VAL:HG12	2.06	0.55
2:S:12:VAL:HG12	2:S:40:VAL:HA	1.87	0.55
2:S:57:LEU:HD22	2:S:88:GLU:HB2	1.88	0.55
1:A:199:TYR:CZ	1:A:202:PRO:HA	2.41	0.55
1:F:24:ALA:O	1:F:28:LYS:HG3	2.05	0.55
1:F:102:GLU:CB	1:F:442:VAL:HG13	2.36	0.55
1:F:284:ARG:HG2	1:F:288:MET:HE2	1.87	0.55
1:G:183:LEU:CD2	1:G:384:ALA:HA	2.33	0.55
1:H:19:GLY:HA3	1:H:67:GLU:O	2.06	0.55
1:H:176:THR:OG1	1:H:378:VAL:HG12	2.06	0.55
1:I:106:ALA:O	1:I:111:MET:HB2	2.06	0.55
1:I:239:ALA:HB1	1:I:314:LEU:HD11	1.87	0.55
1:J:230:ILE:CD1	1:J:230:ILE:N	2.69	0.55
1:B:150:ILE:HG21	1:B:494:LEU:O	2.06	0.55
1:B:302:SER:HB2	1:B:305:ILE:HB	1.88	0.55

*Continued on next page...*

*Continued from previous page...*

Atom-1	Atom-2	Interatomic distance (Å)	Clash overlap (Å)
1:E:449:ALA:HA	1:E:452:ARG:HG2	1.88	0.55
1:I:217:SER:HA	1:I:320:ALA:O	2.05	0.55
1:I:282:GLY:O	1:I:285:ARG:HG2	2.06	0.55
1:I:421:ARG:NE	1:I:421:ARG:HA	2.20	0.55
1:J:271:VAL:HG12	1:J:273:VAL:HG13	1.88	0.55
1:L:104:LEU:O	1:L:107:VAL:HG22	2.07	0.55
1:M:266:THR:HG22	1:M:273:VAL:H	1.70	0.55
1:N:111:MET:HG2	1:N:435:ASP:OD1	2.07	0.55
2:Q:6:LEU:HD13	2:Q:7:HIS:CD2	2.40	0.55
1:A:102:GLU:CB	1:A:442:VAL:HG13	2.36	0.55
1:H:138:CYS:SG	1:H:144:ILE:HD13	2.46	0.55
1:L:84:ALA:O	1:L:498:LYS:HE2	2.05	0.55
1:L:403:THR:O	1:L:407:VAL:HG23	2.07	0.55
1:A:239:ALA:HB1	1:A:314:LEU:HD23	1.88	0.55
1:A:302:SER:OG	1:A:305:ILE:HB	2.06	0.55
1:B:353:ILE:HG12	1:B:366:GLN:NE2	2.22	0.55
1:C:308:GLU:HB2	1:C:311:LYS:HB2	1.87	0.55
1:F:115:ASP:HA	1:F:118:ARG:NH1	2.22	0.55
1:K:39:VAL:HG22	1:K:49:ILE:HG12	1.89	0.55
1:M:475:ASN:HB2	1:M:487:ASN:HD21	1.71	0.55
1:N:215:LEU:HB3	1:N:218:PRO:HG3	1.89	0.55
1:C:18:ARG:HB3	1:C:18:ARG:HH11	1.72	0.55
1:E:417:VAL:HA	1:E:420:ILE:HG22	1.89	0.55
1:G:124:VAL:HG13	1:G:504:LEU:CD1	2.37	0.55
1:M:447:MET:O	1:M:450:PRO:HD2	2.06	0.55
1:N:77:VAL:HG21	1:N:510:VAL:HB	1.89	0.55
1:N:421:ARG:O	1:N:425:LYS:HG2	2.07	0.55
1:A:263:VAL:O	1:A:267:MET:HG2	2.07	0.55
1:B:102:GLU:HB2	1:B:442:VAL:HG13	1.89	0.55
1:D:211:GLY:O	1:D:326:ASN:HA	2.06	0.55
1:F:21:ASN:HD22	1:F:97:GLN:HE22	1.55	0.55
1:I:130:GLU:HG3	1:I:426:LEU:CD2	2.36	0.55
1:M:107:VAL:HG11	1:M:515:ILE:HG23	1.88	0.55
2:Q:6:LEU:HD13	2:Q:7:HIS:NE2	2.21	0.55
1:A:438:VAL:O	1:A:442:VAL:HG23	2.07	0.55
1:C:193:MET:SD	1:C:371:LYS:HB3	2.47	0.55
1:D:305:ILE:HD11	1:E:203:TYR:CE1	2.42	0.55
1:G:231:ARG:HB3	1:G:257:GLU:OE1	2.06	0.55
1:J:420:ILE:CD1	1:J:448:GLU:HA	2.37	0.55
1:L:140:ASP:O	1:L:144:ILE:HG12	2.07	0.55
1:M:214:GLU:HG2	1:M:324:VAL:HG12	1.88	0.55

*Continued on next page...*

*Continued from previous page...*

Atom-1	Atom-2	Interatomic distance (Å)	Clash overlap (Å)
1:A:225:LYS:O	1:A:251:ALA:HB1	2.07	0.55
1:A:252:GLU:HA	1:A:285:ARG:NH1	2.22	0.55
1:C:249:ILE:HB	1:C:275:ALA:CB	2.36	0.55
1:F:227:ILE:O	1:F:255:GLU:HG2	2.07	0.55
1:I:145:ALA:O	1:I:149:THR:HG23	2.07	0.55
1:K:84:ALA:O	1:K:498:LYS:HE2	2.06	0.55
2:T:78:ILE:HG22	2:T:79:ASP:OD1	2.06	0.55
1:A:183:LEU:CD2	1:A:384:ALA:HA	2.37	0.55
1:B:200:LEU:O	1:B:202:PRO:HD3	2.07	0.55
1:K:49:ILE:HG21	1:L:513:LEU:HD11	1.88	0.55
1:L:225:LYS:HD3	1:L:303:GLU:CG	2.37	0.55
1:N:166:MET:CE	1:N:407:VAL:HG21	2.37	0.55
1:N:214:GLU:HG2	1:N:324:VAL:HG12	1.88	0.55
2:P:6:LEU:HD12	2:P:7:HIS:CD2	2.41	0.55
1:D:487:ASN:O	1:D:491:MET:HG2	2.07	0.54
1:F:165:ALA:O	1:F:169:VAL:HG22	2.08	0.54
1:F:207:LYS:CB	1:F:208:PRO:HD3	2.37	0.54
1:F:225:LYS:HD3	1:F:309:LEU:HG	1.88	0.54
1:J:131:LEU:HD12	1:J:422:VAL:HG11	1.89	0.54
1:K:130:GLU:HG3	1:K:426:LEU:HD22	1.89	0.54
2:O:20:LYS:CB	2:O:27:LEU:HG	2.37	0.54
1:B:438:VAL:O	1:B:442:VAL:HG23	2.07	0.54
1:D:113:PRO:HB2	1:D:516:THR:HG22	1.88	0.54
1:E:213:VAL:HB	1:E:325:ILE:HB	1.88	0.54
1:H:128:VAL:HG12	1:H:132:LYS:HE2	1.90	0.54
1:I:466:ALA:O	1:I:470:LYS:HG2	2.06	0.54
1:M:400:LEU:HD21	1:M:404:ARG:HE	1.72	0.54
1:A:385:THR:HG22	1:G:76:GLU:OE2	2.07	0.54
1:C:73:MET:HE1	1:D:49:ILE:HD11	1.88	0.54
1:H:217:SER:HA	1:H:320:ALA:O	2.06	0.54
1:M:39:VAL:HG22	1:M:49:ILE:HG12	1.89	0.54
1:M:69:MET:CE	1:M:522:THR:HB	2.37	0.54
2:P:20:LYS:HG3	2:P:28:THR:O	2.07	0.54
2:P:76:GLU:O	2:P:83:VAL:HG22	2.07	0.54
1:A:351:GLN:HG2	1:B:210:THR:OG1	2.08	0.54
1:A:383:ALA:HB3	1:A:389:MET:HB2	1.90	0.54
1:B:518:GLU:HB2	1:C:36:ARG:HB2	1.89	0.54
1:C:291:ASP:HB2	1:C:372:LEU:HD21	1.89	0.54
1:D:199:TYR:CZ	1:D:202:PRO:HA	2.42	0.54
1:D:296:THR:HG22	1:D:335:GLY:HA3	1.89	0.54
1:N:351:GLN:O	1:N:354:GLU:HG2	2.07	0.54

*Continued on next page...*

*Continued from previous page...*

Atom-1	Atom-2	Interatomic distance (Å)	Clash overlap (Å)
1:A:388:GLU:HA	1:G:513:LEU:CD1	2.37	0.54
1:B:31:LEU:HD12	4:B:1526:ADP:H5'1	1.90	0.54
1:B:31:LEU:HD22	1:B:94:VAL:HG21	1.88	0.54
1:C:212:ALA:HA	1:C:325:ILE:O	2.08	0.54
1:C:229:ASN:HA	1:C:257:GLU:OE2	2.07	0.54
1:F:147:VAL:HG12	1:F:494:LEU:HB2	1.90	0.54
1:J:57:ALA:O	1:J:75:LYS:HE3	2.07	0.54
1:D:197:ARG:HH22	1:D:250:ILE:HG12	1.73	0.54
1:G:325:ILE:HG12	1:G:330:THR:HG23	1.90	0.54
1:K:140:ASP:O	1:K:144:ILE:HG12	2.08	0.54
1:A:40:LEU:HD13	1:A:59:GLU:HG3	1.89	0.54
1:A:352:GLN:HB3	1:A:365:LEU:CD1	2.26	0.54
1:F:438:VAL:O	1:F:442:VAL:HG23	2.08	0.54
1:G:199:TYR:HB3	1:G:325:ILE:HG21	1.90	0.54
1:G:200:LEU:O	1:G:202:PRO:HD3	2.08	0.54
1:I:32:GLY:HA2	1:I:454:ILE:HD12	1.89	0.54
1:A:365:LEU:HD22	1:A:366:GLN:HE22	1.73	0.54
1:B:305:ILE:HG22	1:B:306:GLY:H	1.72	0.54
1:D:214:GLU:HA	1:D:323:VAL:O	2.07	0.54
1:E:339:GLU:O	1:E:343:GLN:HG2	2.08	0.54
1:F:15:LYS:O	1:F:67:GLU:HG2	2.06	0.54
1:J:100:ILE:CD1	1:J:511:ALA:HA	2.37	0.54
1:J:262:LEU:O	1:J:266:THR:HG23	2.08	0.54
1:L:262:LEU:O	1:L:266:THR:HG23	2.08	0.54
1:L:458:CYS:SG	1:L:480:ALA:HB1	2.47	0.54
1:A:247:LEU:HB3	1:A:273:VAL:HG13	1.90	0.54
1:K:58:ARG:HB2	1:K:58:ARG:HH11	1.72	0.54
1:N:432:GLN:NE2	1:N:436:GLN:HE22	2.06	0.54
2:O:78:ILE:HD12	2:O:83:VAL:HG21	1.90	0.54
2:P:20:LYS:HG2	2:P:27:LEU:HG	1.90	0.54
2:S:66:ILE:HB	2:S:93:ALA:HB3	1.90	0.54
1:A:203:TYR:CE1	1:G:305:ILE:HD11	2.42	0.54
1:C:218:PRO:HD2	1:C:320:ALA:O	2.08	0.54
1:D:352:GLN:HB3	1:D:365:LEU:CD1	2.35	0.54
1:F:518:GLU:HB2	1:G:36:ARG:CB	2.37	0.54
1:H:49:ILE:HD11	1:I:73:MET:CE	2.38	0.54
1:J:84:ALA:O	1:J:498:LYS:HE2	2.07	0.54
1:K:447:MET:O	1:K:450:PRO:HD2	2.08	0.54
1:L:39:VAL:HG22	1:L:49:ILE:HG12	1.88	0.54
2:T:6:LEU:HD13	2:T:7:HIS:NE2	2.23	0.54
1:B:204:PHE:CD2	1:B:274:ALA:HB2	2.43	0.53

*Continued on next page...*

*Continued from previous page...*

Atom-1	Atom-2	Interatomic distance (Å)	Clash overlap (Å)
1:G:195:PHE:O	1:G:329:THR:HG23	2.08	0.53
1:G:198:GLY:HA3	1:G:327:LYS:O	2.08	0.53
1:H:31:LEU:HG	1:H:454:ILE:HD11	1.91	0.53
1:H:69:MET:CE	1:N:41:ASP:HB2	2.38	0.53
1:L:287:ALA:HB1	1:L:368:ARG:CZ	2.38	0.53
1:N:102:GLU:HB2	1:N:442:VAL:HG13	1.90	0.53
1:N:447:MET:O	1:N:450:PRO:HD2	2.07	0.53
1:C:449:ALA:HA	1:C:452:ARG:HG2	1.90	0.53
1:D:65:LYS:O	1:D:69:MET:HG3	2.08	0.53
1:D:247:LEU:HD21	1:D:317:LEU:HD13	1.89	0.53
1:E:14:VAL:O	1:E:18:ARG:HG3	2.08	0.53
1:E:278:ALA:HB1	1:E:279:PRO:HD2	1.90	0.53
1:F:326:ASN:OD1	1:F:329:THR:HB	2.08	0.53
1:G:266:THR:HG22	1:G:273:VAL:H	1.72	0.53
1:J:77:VAL:HG22	1:J:506:TYR:HB3	1.89	0.53
1:J:494:LEU:HD23	1:J:494:LEU:N	2.22	0.53
1:K:20:VAL:HG23	1:K:74:VAL:HG21	1.90	0.53
2:P:7:HIS:HB2	2:P:46:GLY:O	2.09	0.53
1:E:204:PHE:CD2	1:E:274:ALA:HB2	2.43	0.53
1:G:288:MET:HA	1:G:291:ASP:OD1	2.09	0.53
1:I:160:LYS:O	1:I:164:GLU:HG3	2.07	0.53
1:J:30:THR:HG22	1:J:36:ARG:O	2.09	0.53
1:K:57:ALA:O	1:K:75:LYS:HE3	2.08	0.53
1:K:69:MET:O	1:K:73:MET:HG3	2.07	0.53
1:K:466:ALA:O	1:K:470:LYS:HG2	2.09	0.53
1:D:165:ALA:O	1:D:169:VAL:HG22	2.08	0.53
1:F:453:GLN:NE2	1:F:456:LEU:HD23	2.22	0.53
1:N:66:PHE:CZ	1:N:522:THR:HG22	2.42	0.53
1:C:200:LEU:HD22	1:C:254:VAL:HB	1.91	0.53
1:C:215:LEU:O	1:C:322:ARG:HA	2.09	0.53
1:E:513:LEU:CD1	1:F:388:GLU:HA	2.38	0.53
1:E:513:LEU:HD11	1:F:388:GLU:HA	1.89	0.53
1:F:115:ASP:O	1:F:436:GLN:HG2	2.09	0.53
1:F:257:GLU:O	1:F:261:THR:HG22	2.08	0.53
1:K:30:THR:HB	1:K:51:LYS:O	2.09	0.53
1:K:217:SER:HA	1:K:320:ALA:O	2.08	0.53
1:N:124:VAL:HG13	1:N:504:LEU:CD1	2.39	0.53
1:B:449:ALA:HA	1:B:452:ARG:HG2	1.91	0.53
1:I:447:MET:O	1:I:450:PRO:HD2	2.08	0.53
1:J:479:ASN:OD1	1:J:493:ILE:HG13	2.09	0.53
1:H:30:THR:HB	1:H:51:LYS:O	2.08	0.53

*Continued on next page...*

*Continued from previous page...*

Atom-1	Atom-2	Interatomic distance (Å)	Clash overlap (Å)
1:J:140:ASP:O	1:J:144:ILE:HG12	2.09	0.53
2:Q:76:GLU:O	2:Q:83:VAL:HG22	2.08	0.53
1:D:220:ILE:HG23	1:D:248:LEU:HD12	1.90	0.53
1:I:233:MET:SD	1:I:309:LEU:HD13	2.49	0.53
2:U:5:PRO:HB2	2:U:44:GLY:HA2	1.91	0.53
1:B:183:LEU:CD2	1:B:384:ALA:HA	2.38	0.53
1:E:261:THR:CG2	2:S:29:GLY:H	2.21	0.53
1:E:349:ILE:HG22	1:E:353:ILE:HG13	1.91	0.53
1:F:247:LEU:HB3	1:F:273:VAL:HG13	1.91	0.53
1:I:146:GLN:HE21	1:I:150:ILE:HD11	1.74	0.53
1:J:496:PRO:HD2	1:J:499:VAL:HG21	1.91	0.53
1:K:420:ILE:HG13	1:K:451:LEU:CD2	2.39	0.53
1:N:58:ARG:HH11	1:N:58:ARG:HB2	1.73	0.53
1:N:288:MET:HA	1:N:288:MET:CE	2.39	0.53
1:N:421:ARG:HD2	1:N:474:GLY:O	2.09	0.53
2:Q:77:LYS:C	2:Q:78:ILE:HD13	2.29	0.53
1:A:518:GLU:HB2	1:B:36:ARG:CB	2.39	0.52
1:B:124:VAL:HG13	1:B:504:LEU:CD1	2.39	0.52
1:C:199:TYR:O	1:C:199:TYR:HD1	1.91	0.52
1:F:213:VAL:HB	1:F:325:ILE:HB	1.90	0.52
1:M:41:ASP:HB2	1:N:69:MET:CE	2.39	0.52
1:M:496:PRO:HD2	1:M:499:VAL:HG21	1.91	0.52
1:A:80:LYS:HD2	1:A:506:TYR:CE1	2.44	0.52
1:A:198:GLY:HA3	1:A:327:LYS:O	2.09	0.52
1:B:452:ARG:HB2	1:B:462:PRO:HB3	1.89	0.52
1:C:353:ILE:HG12	1:C:366:GLN:HE22	1.74	0.52
1:D:221:LEU:HD11	1:D:301:ILE:HD11	1.90	0.52
1:D:231:ARG:O	1:D:231:ARG:HD3	2.09	0.52
1:E:150:ILE:HG21	1:E:494:LEU:O	2.08	0.52
1:F:218:PRO:HD2	1:F:320:ALA:O	2.09	0.52
1:G:65:LYS:HB3	1:G:522:THR:OG1	2.09	0.52
1:J:104:LEU:O	1:J:107:VAL:HG22	2.09	0.52
2:S:50:GLU:O	2:S:50:GLU:HG2	2.09	0.52
1:A:345:ARG:O	1:A:349:ILE:HG13	2.09	0.52
1:C:18:ARG:HH11	1:C:18:ARG:CG	2.22	0.52
1:D:20:VAL:HG13	1:D:74:VAL:HG11	1.91	0.52
1:E:21:ASN:HD22	1:E:97:GLN:HE22	1.57	0.52
1:H:69:MET:CE	1:H:522:THR:HB	2.39	0.52
1:H:145:ALA:O	1:H:149:THR:HG23	2.08	0.52
1:I:421:ARG:O	1:I:425:LYS:HG2	2.10	0.52
1:M:414:GLY:H	1:M:494:LEU:HA	1.73	0.52

*Continued on next page...*



*Continued from previous page...*

Atom-1	Atom-2	Interatomic distance (Å)	Clash overlap (Å)
1:M:421:ARG:O	1:M:425:LYS:HG2	2.10	0.52
2:T:20:LYS:HG2	2:T:27:LEU:HG	1.89	0.52
1:A:102:GLU:HB3	1:A:442:VAL:HG13	1.91	0.52
1:E:147:VAL:HG23	1:E:403:THR:HG22	1.89	0.52
1:G:230:ILE:HG23	1:G:230:ILE:O	2.10	0.52
1:G:231:ARG:NH2	1:G:261:THR:HG21	2.24	0.52
1:H:351:GLN:O	1:H:354:GLU:HG2	2.10	0.52
1:J:130:GLU:HG3	1:J:426:LEU:HD22	1.91	0.52
1:A:18:ARG:HH11	1:A:18:ARG:CB	2.23	0.52
1:D:197:ARG:CZ	1:D:278:ALA:HA	2.40	0.52
1:H:230:ILE:HD13	1:H:230:ILE:H	1.74	0.52
1:I:130:GLU:HG3	1:I:426:LEU:HD22	1.92	0.52
1:M:403:THR:O	1:M:407:VAL:HG23	2.10	0.52
2:T:57:LEU:HD22	2:T:88:GLU:HB2	1.92	0.52
1:E:85:ALA:O	1:E:401:HIS:HB3	2.10	0.52
1:J:213:VAL:O	1:J:324:VAL:HA	2.10	0.52
1:L:44:PHE:N	1:L:44:PHE:HD1	2.08	0.52
1:L:215:LEU:HB3	1:L:218:PRO:HG3	1.90	0.52
1:M:313:THR:HG22	1:M:314:LEU:N	2.24	0.52
1:N:233:MET:CE	1:N:309:LEU:HD13	2.40	0.52
1:N:271:VAL:HG12	1:N:273:VAL:HG13	1.92	0.52
2:Q:14:ARG:NH2	2:Q:84:LEU:HD21	2.24	0.52
1:A:134:LEU:HD11	1:A:425:LYS:NZ	2.25	0.52
1:B:14:VAL:O	1:B:18:ARG:HG2	2.10	0.52
1:J:19:GLY:HA3	1:J:67:GLU:O	2.10	0.52
1:K:4:LYS:HD2	1:K:521:VAL:CG1	2.39	0.52
1:L:19:GLY:HA3	1:L:67:GLU:O	2.09	0.52
1:M:319:GLN:O	1:M:336:VAL:HG23	2.09	0.52
1:A:247:LEU:HD21	1:A:317:LEU:HD13	1.91	0.52
1:B:15:LYS:O	1:B:67:GLU:HG2	2.10	0.52
1:F:288:MET:HA	1:F:291:ASP:OD1	2.10	0.52
1:F:509:SER:CB	1:G:384:ALA:HB3	2.40	0.52
1:I:166:MET:CE	1:I:407:VAL:HG21	2.39	0.52
1:I:420:ILE:HG13	1:I:451:LEU:CD2	2.40	0.52
1:J:215:LEU:HB3	1:J:218:PRO:HG3	1.91	0.52
1:J:350:ARG:HA	1:J:353:ILE:HD12	1.92	0.52
1:J:458:CYS:SG	1:J:480:ALA:HB1	2.50	0.52
1:K:69:MET:HE3	1:K:522:THR:HB	1.90	0.52
1:K:230:ILE:HD11	1:K:261:THR:HG21	1.90	0.52
1:L:44:PHE:N	1:L:44:PHE:CD1	2.77	0.52
1:L:149:THR:CG2	1:L:156:GLU:HA	2.40	0.52

*Continued on next page...*



*Continued from previous page...*

Atom-1	Atom-2	Interatomic distance (Å)	Clash overlap (Å)
1:D:349:ILE:O	1:D:352:GLN:HB2	2.09	0.52
1:G:77:VAL:HG11	1:G:510:VAL:HG21	1.92	0.52
1:G:252:GLU:HG3	1:G:285:ARG:HH11	1.75	0.52
1:H:247:LEU:H	1:H:273:VAL:HG12	1.75	0.52
1:I:385:THR:HG23	1:I:388:GLU:H	1.75	0.52
1:L:271:VAL:HG12	1:L:273:VAL:HG13	1.91	0.52
1:C:147:VAL:O	1:C:150:ILE:HG22	2.10	0.52
1:E:195:PHE:CE1	1:E:330:THR:HB	2.45	0.52
1:F:247:LEU:HD21	1:F:317:LEU:HD13	1.91	0.52
1:F:353:ILE:HG12	1:F:366:GLN:NE2	2.25	0.52
1:F:417:VAL:HA	1:F:420:ILE:HG22	1.92	0.52
1:H:288:MET:HA	1:H:288:MET:HE3	1.92	0.52
1:H:447:MET:O	1:H:450:PRO:HD2	2.08	0.52
1:K:149:THR:CG2	1:K:156:GLU:HA	2.40	0.52
2:O:20:LYS:HD2	2:O:28:THR:O	2.09	0.52
2:S:52:GLY:O	2:S:53:GLU:HB2	2.08	0.52
1:B:479:ASN:HB2	1:B:491:MET:SD	2.49	0.51
1:C:124:VAL:HG13	1:C:504:LEU:CD1	2.40	0.51
1:C:236:VAL:HG22	1:C:312:ALA:O	2.10	0.51
1:F:116:LEU:HD23	1:F:435:ASP:O	2.10	0.51
1:H:287:ALA:HB1	1:H:368:ARG:CZ	2.39	0.51
1:N:284:ARG:HB2	1:N:284:ARG:NH1	2.25	0.51
1:A:365:LEU:HD22	1:A:366:GLN:NE2	2.24	0.51
1:C:175:ILE:HG12	1:C:377:ALA:HB3	1.93	0.51
1:C:219:PHE:O	1:C:247:LEU:HD22	2.10	0.51
1:D:197:ARG:HH21	1:D:276:VAL:HG23	1.75	0.51
1:D:259:LEU:O	1:D:263:VAL:HG23	2.11	0.51
1:F:365:LEU:HD13	1:F:366:GLN:NE2	2.25	0.51
1:I:420:ILE:CD1	1:I:448:GLU:HA	2.39	0.51
1:K:124:VAL:HG13	1:K:504:LEU:CD1	2.41	0.51
1:M:217:SER:N	1:M:218:PRO:HD3	2.25	0.51
1:N:403:THR:O	1:N:407:VAL:HG23	2.10	0.51
1:C:513:LEU:CD1	1:D:388:GLU:HA	2.37	0.51
1:D:352:GLN:OE1	1:D:365:LEU:HD11	2.11	0.51
1:E:65:LYS:HB3	1:E:522:THR:OG1	2.11	0.51
1:E:305:ILE:CG2	1:E:306:GLY:H	2.17	0.51
1:H:102:GLU:OE1	1:H:102:GLU:HA	2.11	0.51
1:K:27:VAL:HG11	1:K:93:THR:HG21	1.92	0.51
1:K:295:LEU:HD23	1:K:332:ILE:HD11	1.92	0.51
2:Q:3:ILE:HG12	2:Q:78:ILE:HG13	1.93	0.51
1:C:147:VAL:HG12	1:C:494:LEU:HB2	1.91	0.51

*Continued on next page...*

*Continued from previous page...*

Atom-1	Atom-2	Interatomic distance (Å)	Clash overlap (Å)
1:D:195:PHE:CD1	1:D:197:ARG:HB2	2.45	0.51
1:D:199:TYR:O	1:D:199:TYR:HD1	1.94	0.51
1:E:215:LEU:O	1:E:322:ARG:HA	2.10	0.51
1:K:26:ALA:O	1:K:29:VAL:HG22	2.11	0.51
1:L:447:MET:O	1:L:450:PRO:HD2	2.10	0.51
2:S:65:VAL:HG12	2:S:94:ILE:HD13	1.92	0.51
1:F:252:GLU:HG3	1:F:285:ARG:HH11	1.76	0.51
1:H:26:ALA:O	1:H:29:VAL:HG22	2.11	0.51
1:K:232:GLU:HB3	1:K:309:LEU:HB2	1.92	0.51
1:B:417:VAL:HA	1:B:420:ILE:HG22	1.93	0.51
1:F:417:VAL:O	1:F:421:ARG:HB2	2.11	0.51
1:G:349:ILE:O	1:G:352:GLN:HB2	2.10	0.51
1:G:438:VAL:O	1:G:442:VAL:HG23	2.11	0.51
1:N:295:LEU:HD23	1:N:332:ILE:HD11	1.93	0.51
1:B:199:TYR:HD1	1:B:199:TYR:O	1.94	0.51
1:I:232:GLU:HA	1:I:310:GLU:CG	2.41	0.51
1:J:66:PHE:CZ	1:J:522:THR:HG22	2.45	0.51
1:M:26:ALA:O	1:M:29:VAL:HG22	2.11	0.51
1:N:259:LEU:O	1:N:263:VAL:HG23	2.10	0.51
2:R:8:ASP:O	2:R:87:SER:HA	2.11	0.51
1:A:208:PRO:HB2	1:A:212:ALA:HB3	1.91	0.51
1:C:122:LYS:HE2	1:C:429:LEU:HD11	1.93	0.51
1:D:102:GLU:HB2	1:D:442:VAL:HG13	1.93	0.51
1:E:353:ILE:HG12	1:E:366:GLN:HE22	1.75	0.51
1:G:367:GLU:O	1:G:371:LYS:HB2	2.11	0.51
1:I:227:ILE:CD1	1:I:309:LEU:HD11	2.40	0.51
1:J:130:GLU:HG3	1:J:426:LEU:CD2	2.40	0.51
1:K:414:GLY:H	1:K:494:LEU:HA	1.75	0.51
1:M:174:VAL:HG13	1:M:194:GLN:OE1	2.11	0.51
2:P:94:ILE:O	2:Q:4:ARG:HB3	2.11	0.51
2:S:94:ILE:HG12	2:T:6:LEU:HD23	1.92	0.51
1:B:5:ASP:HB2	1:B:524:LEU:HD21	1.92	0.51
1:B:365:LEU:HD23	1:B:366:GLN:HE22	1.75	0.51
1:F:265:ASN:OD1	2:T:27:LEU:HB3	2.11	0.51
1:F:493:ILE:HD13	4:F:1526:ADP:C2	2.46	0.51
1:G:40:LEU:HD22	1:G:59:GLU:HG3	1.93	0.51
1:I:437:ASN:O	1:I:441:LYS:HD2	2.10	0.51
1:M:230:ILE:HD11	1:M:261:THR:HG21	1.92	0.51
1:N:266:THR:HG21	1:N:273:VAL:O	2.11	0.51
1:N:284:ARG:HG2	1:N:364:LYS:NZ	2.26	0.51
1:A:219:PHE:HB2	1:A:247:LEU:CD2	2.41	0.51

*Continued on next page...*

*Continued from previous page...*

Atom-1	Atom-2	Interatomic distance (Å)	Clash overlap (Å)
1:E:364:LYS:O	1:E:367:GLU:HB3	2.10	0.51
1:H:73:MET:HE1	1:N:49:ILE:HD11	1.93	0.51
1:H:140:ASP:O	1:H:144:ILE:HG12	2.11	0.51
1:K:19:GLY:HA3	1:K:67:GLU:O	2.11	0.51
1:B:42:LYS:HE3	1:B:48:THR:OG1	2.10	0.50
1:C:509:SER:CB	1:D:384:ALA:HB3	2.39	0.50
1:E:419:LEU:HD11	1:E:500:THR:HG23	1.92	0.50
1:F:353:ILE:HG12	1:F:366:GLN:HE22	1.75	0.50
1:H:225:LYS:HD3	1:H:303:GLU:CG	2.41	0.50
1:J:239:ALA:HB1	1:J:314:LEU:CD1	2.41	0.50
2:S:20:LYS:HD2	2:S:27:LEU:HG	1.93	0.50
1:D:215:LEU:O	1:D:322:ARG:HA	2.11	0.50
1:F:113:PRO:HB3	1:F:516:THR:HA	1.93	0.50
1:F:225:LYS:HB2	1:F:225:LYS:NZ	2.26	0.50
1:H:302:SER:HB2	1:H:305:ILE:HD12	1.94	0.50
1:K:130:GLU:HG3	1:K:426:LEU:CD2	2.41	0.50
2:P:14:ARG:NE	2:P:34:LYS:HE2	2.26	0.50
1:F:85:ALA:O	1:F:401:HIS:HB3	2.11	0.50
1:G:207:LYS:HB3	1:G:208:PRO:HD3	1.92	0.50
1:H:509:SER:O	1:H:513:LEU:HD13	2.11	0.50
1:A:41:ASP:OD1	1:G:69:MET:HG2	2.11	0.50
1:D:226:LYS:O	1:D:230:ILE:HD11	2.12	0.50
1:F:20:VAL:HG13	1:F:74:VAL:HG11	1.93	0.50
1:G:28:LYS:HG2	1:G:94:VAL:HG22	1.93	0.50
1:G:116:LEU:HD23	1:G:435:ASP:O	2.10	0.50
1:G:214:GLU:HA	1:G:323:VAL:O	2.11	0.50
1:H:313:THR:HG22	1:H:314:LEU:N	2.26	0.50
1:J:102:GLU:HB2	1:J:442:VAL:HG13	1.92	0.50
1:N:414:GLY:H	1:N:494:LEU:HA	1.76	0.50
2:O:7:HIS:CD2	2:O:48:ILE:HD11	2.46	0.50
2:R:76:GLU:O	2:R:83:VAL:HG22	2.12	0.50
1:A:147:VAL:O	1:A:150:ILE:HG22	2.11	0.50
1:D:195:PHE:O	1:D:329:THR:HG23	2.12	0.50
1:H:266:THR:HG21	1:H:273:VAL:O	2.12	0.50
1:J:420:ILE:HG13	1:J:451:LEU:CD2	2.42	0.50
1:L:294:THR:HG21	1:L:345:ARG:HB2	1.94	0.50
1:M:140:ASP:O	1:M:144:ILE:HG12	2.11	0.50
1:M:259:LEU:O	1:M:263:VAL:HG23	2.12	0.50
1:B:69:MET:SD	1:C:41:ASP:HB2	2.52	0.50
1:C:18:ARG:HH11	1:C:18:ARG:CB	2.24	0.50
1:I:295:LEU:HD23	1:I:332:ILE:HD11	1.94	0.50

*Continued on next page...*

*Continued from previous page...*

Atom-1	Atom-2	Interatomic distance (Å)	Clash overlap (Å)
1:K:409:GLU:OE1	1:K:498:LYS:HA	2.11	0.50
1:L:326:ASN:OD1	1:L:329:THR:HB	2.11	0.50
1:N:149:THR:HG22	1:N:156:GLU:HA	1.94	0.50
2:P:14:ARG:CD	2:P:34:LYS:HE2	2.42	0.50
2:S:14:ARG:NE	2:S:34:LYS:HE2	2.27	0.50
2:T:92:LEU:CD1	2:U:74:LYS:HG3	2.41	0.50
1:F:40:LEU:HD13	1:F:59:GLU:HG3	1.92	0.50
1:F:65:LYS:O	1:F:69:MET:HG3	2.12	0.50
1:H:39:VAL:HG23	1:I:517:THR:HG21	1.94	0.50
1:H:284:ARG:HB2	1:H:284:ARG:CZ	2.42	0.50
1:N:19:GLY:HA3	1:N:67:GLU:O	2.11	0.50
2:R:4:ARG:C	2:R:4:ARG:HD3	2.31	0.50
1:A:31:LEU:CD1	4:A:1526:ADP:H5'1	2.42	0.50
1:B:134:LEU:HD11	1:B:425:LYS:NZ	2.27	0.50
1:C:349:ILE:O	1:C:352:GLN:HB2	2.11	0.50
1:D:432:GLN:NE2	1:D:436:GLN:HE22	2.09	0.50
1:E:207:LYS:CB	1:E:208:PRO:HD3	2.41	0.50
1:E:518:GLU:HB2	1:F:36:ARG:HB3	1.94	0.50
1:I:30:THR:HB	1:I:51:LYS:O	2.12	0.50
2:S:18:GLU:CD	2:S:33:ALA:HB3	2.32	0.50
1:D:234:LEU:N	1:D:235:PRO:HD2	2.26	0.50
1:E:197:ARG:HH21	1:E:279:PRO:HD3	1.75	0.50
1:F:214:GLU:HA	1:F:323:VAL:O	2.11	0.50
1:G:313:THR:HB	1:G:315:GLU:HG3	1.93	0.50
1:H:232:GLU:HB3	1:H:309:LEU:HB2	1.94	0.50
1:I:266:THR:HG21	1:I:273:VAL:O	2.11	0.50
1:I:288:MET:HA	1:I:288:MET:HE3	1.93	0.50
1:K:179:ASP:HA	1:K:389:MET:HE3	1.94	0.50
1:B:124:VAL:HG21	1:B:508:ALA:CB	2.42	0.49
1:F:102:GLU:HB2	1:F:442:VAL:HG13	1.94	0.49
1:F:291:ASP:HB2	1:F:372:LEU:HD21	1.94	0.49
1:H:459:GLY:HA3	1:I:112:ASN:HD21	1.77	0.49
1:I:262:LEU:O	1:I:266:THR:HG23	2.12	0.49
1:J:20:VAL:CG2	1:J:74:VAL:HG21	2.42	0.49
1:L:266:THR:HG21	1:L:273:VAL:O	2.12	0.49
1:L:348:GLN:O	1:L:352:GLN:HG3	2.12	0.49
1:N:496:PRO:HD2	1:N:499:VAL:HG21	1.94	0.49
1:A:69:MET:HG2	1:B:41:ASP:CG	2.32	0.49
1:C:206:ASN:HB3	1:C:214:GLU:H	1.77	0.49
1:D:210:THR:O	1:D:210:THR:HG22	2.12	0.49
1:F:198:GLY:HA3	1:F:327:LYS:O	2.12	0.49

*Continued on next page...*

*Continued from previous page...*

Atom-1	Atom-2	Interatomic distance (Å)	Clash overlap (Å)
1:J:149:THR:CG2	1:J:156:GLU:HA	2.42	0.49
1:K:259:LEU:O	1:K:263:VAL:HG23	2.11	0.49
1:K:348:GLN:O	1:K:352:GLN:HG3	2.12	0.49
1:K:420:ILE:CD1	1:K:448:GLU:HA	2.42	0.49
1:L:282:GLY:O	1:L:285:ARG:HG2	2.12	0.49
1:M:420:ILE:CD1	1:M:448:GLU:HA	2.42	0.49
1:A:213:VAL:HB	1:A:325:ILE:HB	1.93	0.49
1:A:326:ASN:OD1	1:A:329:THR:HB	2.13	0.49
1:A:458:CYS:SG	1:A:480:ALA:HB1	2.52	0.49
1:D:221:LEU:HD13	1:D:317:LEU:HD21	1.94	0.49
1:D:288:MET:HA	1:D:291:ASP:OD1	2.12	0.49
1:G:102:GLU:HB3	1:G:442:VAL:HG13	1.94	0.49
1:J:13:ARG:HA	1:J:16:MET:CE	2.42	0.49
1:J:414:GLY:H	1:J:494:LEU:HA	1.76	0.49
1:L:225:LYS:HD3	1:L:303:GLU:HG3	1.93	0.49
1:B:199:TYR:HA	1:B:276:VAL:HG12	1.94	0.49
1:D:116:LEU:HD23	1:D:435:ASP:O	2.13	0.49
1:E:124:VAL:HG13	1:E:504:LEU:CD1	2.42	0.49
1:L:437:ASN:O	1:L:441:LYS:HD2	2.12	0.49
1:M:30:THR:HG22	1:M:36:ARG:O	2.11	0.49
1:N:420:ILE:CD1	1:N:448:GLU:HA	2.42	0.49
2:U:17:VAL:HG11	2:U:33:ALA:O	2.11	0.49
1:C:28:LYS:HG2	1:C:94:VAL:HG22	1.95	0.49
1:C:33:PRO:HA	1:C:153:ASN:ND2	2.26	0.49
1:C:322:ARG:CB	1:C:333:ILE:HD12	2.40	0.49
1:D:204:PHE:CD2	1:D:274:ALA:HB2	2.48	0.49
1:F:175:ILE:HG12	1:F:377:ALA:HB3	1.94	0.49
1:G:234:LEU:N	1:G:235:PRO:HD2	2.27	0.49
1:H:455:VAL:HG13	1:H:460:GLU:HB2	1.93	0.49
1:I:284:ARG:HG2	1:I:364:LYS:HE2	1.94	0.49
1:I:319:GLN:HB2	1:I:336:VAL:HG21	1.95	0.49
1:K:228:SER:O	1:K:257:GLU:HB3	2.12	0.49
1:L:57:ALA:O	1:L:75:LYS:HE3	2.13	0.49
1:N:225:LYS:HD3	1:N:303:GLU:CG	2.43	0.49
2:Q:43:VAL:HG13	2:Q:57:LEU:HD12	1.93	0.49
1:A:100:ILE:HD13	1:A:514:MET:SD	2.53	0.49
1:E:102:GLU:HB3	1:E:442:VAL:HG13	1.94	0.49
1:G:195:PHE:CE1	1:G:330:THR:HB	2.47	0.49
1:G:247:LEU:HB3	1:G:273:VAL:HG13	1.94	0.49
1:J:287:ALA:HB1	1:J:368:ARG:CZ	2.43	0.49
1:M:166:MET:CE	1:M:407:VAL:HG21	2.42	0.49

*Continued on next page...*

*Continued from previous page...*

Atom-1	Atom-2	Interatomic distance (Å)	Clash overlap (Å)
2:U:12:VAL:HG12	2:U:40:VAL:HA	1.94	0.49
1:A:4:LYS:HD3	1:A:521:VAL:HG12	1.94	0.49
1:A:234:LEU:N	1:A:235:PRO:HD2	2.27	0.49
1:A:417:VAL:HA	1:A:420:ILE:HG22	1.94	0.49
1:D:183:LEU:CD2	1:D:384:ALA:HA	2.43	0.49
1:D:247:LEU:HB3	1:D:273:VAL:HG13	1.95	0.49
1:J:385:THR:HG23	1:J:388:GLU:H	1.77	0.49
1:K:69:MET:CE	1:K:522:THR:HB	2.43	0.49
1:K:149:THR:HG22	1:K:156:GLU:HA	1.95	0.49
1:N:302:SER:HB2	1:N:305:ILE:HD12	1.95	0.49
2:R:31:ALA:O	2:R:32:ALA:HB2	2.13	0.49
1:A:18:ARG:HH11	1:A:18:ARG:CG	2.25	0.49
1:A:349:ILE:O	1:A:352:GLN:HB2	2.11	0.49
1:B:305:ILE:N	1:B:305:ILE:CD1	2.76	0.49
1:C:69:MET:O	1:C:73:MET:HG3	2.13	0.49
1:D:266:THR:HG22	1:D:273:VAL:H	1.77	0.49
1:D:355:GLU:HG2	1:D:361:ASP:OD2	2.13	0.49
1:G:199:TYR:CE2	1:G:202:PRO:HA	2.48	0.49
1:J:286:LYS:HE2	1:J:286:LYS:HA	1.94	0.49
1:L:27:VAL:HG11	1:L:93:THR:HG21	1.95	0.49
1:M:229:ASN:HD21	1:M:231:ARG:NH2	2.11	0.49
1:C:207:LYS:CB	1:C:208:PRO:HD3	2.42	0.49
1:D:113:PRO:HA	1:D:116:LEU:HD12	1.95	0.49
1:D:190:VAL:HG11	1:D:194:GLN:OE1	2.12	0.49
1:E:65:LYS:HG3	1:E:523:ASP:O	2.12	0.49
1:E:66:PHE:HA	1:E:69:MET:CE	2.42	0.49
1:G:221:LEU:HD11	1:G:301:ILE:CD1	2.42	0.49
1:I:124:VAL:HG13	1:I:504:LEU:CD1	2.43	0.49
1:I:351:GLN:O	1:I:354:GLU:HG2	2.11	0.49
1:J:39:VAL:HG22	1:J:49:ILE:HG12	1.94	0.49
1:J:63:GLU:HB2	1:K:3:ALA:HB1	1.93	0.49
1:J:176:THR:OG1	1:J:378:VAL:HG12	2.13	0.49
1:N:232:GLU:HB3	1:N:309:LEU:HB2	1.94	0.49
2:S:6:LEU:HD13	2:S:7:HIS:NE2	2.28	0.49
1:A:187:LEU:HD13	1:A:379:ILE:HG12	1.95	0.49
1:E:349:ILE:O	1:E:352:GLN:HB2	2.11	0.49
1:F:453:GLN:HE22	1:F:456:LEU:HD23	1.78	0.49
1:G:102:GLU:HB2	1:G:442:VAL:HG13	1.94	0.49
1:I:496:PRO:HD2	1:I:499:VAL:HG21	1.94	0.49
1:J:230:ILE:CD1	1:J:257:GLU:HG2	2.43	0.49
1:K:342:ILE:HG23	1:K:372:LEU:HD11	1.94	0.49

*Continued on next page...*

*Continued from previous page...*

Atom-1	Atom-2	Interatomic distance (Å)	Clash overlap (Å)
1:M:230:ILE:CD1	1:M:261:THR:HG21	2.43	0.49
1:M:295:LEU:HD23	1:M:332:ILE:HD11	1.95	0.49
2:O:7:HIS:O	2:O:8:ASP:HB3	2.13	0.49
1:D:187:LEU:HD13	1:D:379:ILE:HG12	1.95	0.48
1:E:120:ILE:O	1:E:124:VAL:HG23	2.13	0.48
1:F:100:ILE:HD13	1:F:514:MET:SD	2.53	0.48
1:G:219:PHE:HB2	1:G:247:LEU:CD2	2.43	0.48
1:H:65:LYS:HB3	1:H:522:THR:HG21	1.95	0.48
1:H:124:VAL:HG13	1:H:504:LEU:CD1	2.43	0.48
1:H:414:GLY:H	1:H:494:LEU:HA	1.76	0.48
1:H:496:PRO:HD2	1:H:499:VAL:HG21	1.95	0.48
1:I:221:LEU:HD12	1:I:249:ILE:HG23	1.94	0.48
2:R:14:ARG:NH2	2:R:84:LEU:HD21	2.28	0.48
1:B:31:LEU:CD1	4:B:1526:ADP:H5'1	2.43	0.48
1:C:124:VAL:HG21	1:C:508:ALA:CB	2.42	0.48
1:D:115:ASP:O	1:D:436:GLN:HG2	2.12	0.48
1:E:115:ASP:O	1:E:436:GLN:HG2	2.13	0.48
1:E:247:LEU:HD13	1:E:248:LEU:N	2.28	0.48
1:I:313:THR:HG22	1:I:314:LEU:N	2.27	0.48
1:L:286:LYS:HE2	1:L:286:LYS:HA	1.95	0.48
1:M:124:VAL:HG21	1:M:508:ALA:CB	2.43	0.48
1:M:217:SER:HA	1:M:320:ALA:O	2.13	0.48
1:A:124:VAL:HG13	1:A:504:LEU:CD1	2.43	0.48
1:A:305:ILE:HG22	1:A:306:GLY:N	2.27	0.48
1:C:518:GLU:HB2	1:D:36:ARG:HB2	1.94	0.48
1:F:225:LYS:O	1:F:251:ALA:HB1	2.12	0.48
1:H:229:ASN:HD21	1:H:231:ARG:NH2	2.11	0.48
1:M:466:ALA:O	1:M:470:LYS:HG2	2.13	0.48
2:R:3:ILE:HD13	2:R:11:ILE:CD1	2.44	0.48
2:U:3:ILE:HD13	2:U:11:ILE:HD13	1.95	0.48
1:A:20:VAL:HG13	1:A:74:VAL:HG11	1.94	0.48
1:A:221:LEU:HD13	1:A:317:LEU:HD21	1.94	0.48
1:C:102:GLU:CB	1:C:442:VAL:HG13	2.43	0.48
1:C:278:ALA:HB1	1:C:279:PRO:HD2	1.95	0.48
1:D:120:ILE:O	1:D:124:VAL:HG23	2.14	0.48
1:D:282:GLY:HA2	1:D:285:ARG:HG2	1.94	0.48
1:E:183:LEU:HD21	1:E:384:ALA:HA	1.95	0.48
1:G:147:VAL:HG12	1:G:494:LEU:HB2	1.96	0.48
1:G:346:VAL:O	1:G:349:ILE:HB	2.13	0.48
1:H:421:ARG:HD2	1:H:474:GLY:O	2.14	0.48
1:I:27:VAL:HG11	1:I:93:THR:HG21	1.96	0.48

*Continued on next page...*



*Continued from previous page...*

Atom-1	Atom-2	Interatomic distance (Å)	Clash overlap (Å)
1:L:49:ILE:HG21	1:M:513:LEU:HD11	1.95	0.48
1:N:57:ALA:O	1:N:75:LYS:HE3	2.13	0.48
2:O:6:LEU:HD13	2:O:7:HIS:CD2	2.49	0.48
1:A:193:MET:SD	1:A:371:LYS:HB3	2.54	0.48
1:E:66:PHE:HA	1:E:69:MET:HE3	1.94	0.48
1:E:199:TYR:HA	1:E:276:VAL:HG12	1.94	0.48
1:H:20:VAL:CG2	1:H:74:VAL:HG21	2.41	0.48
1:H:229:ASN:HB3	1:H:232:GLU:OE1	2.14	0.48
1:H:403:THR:O	1:H:407:VAL:HG23	2.13	0.48
1:J:266:THR:HG21	1:J:273:VAL:O	2.14	0.48
1:K:284:ARG:HG2	1:K:364:LYS:NZ	2.28	0.48
1:N:166:MET:HE1	1:N:407:VAL:HG21	1.94	0.48
1:A:272:LYS:HB2	1:A:272:LYS:NZ	2.29	0.48
1:C:20:VAL:HG13	1:C:74:VAL:HG11	1.95	0.48
1:C:228:SER:HA	1:C:255:GLU:HB2	1.95	0.48
1:C:339:GLU:O	1:C:343:GLN:HG2	2.13	0.48
1:J:496:PRO:O	1:J:499:VAL:HG22	2.13	0.48
1:L:30:THR:HB	1:L:51:LYS:O	2.13	0.48
1:B:195:PHE:O	1:B:329:THR:HG23	2.13	0.48
1:D:195:PHE:CE1	1:D:197:ARG:HD3	2.49	0.48
1:D:518:GLU:HB2	1:E:36:ARG:CB	2.43	0.48
1:E:266:THR:HA	1:E:271:VAL:O	2.12	0.48
1:F:234:LEU:N	1:F:235:PRO:HD2	2.28	0.48
1:H:22:VAL:HG11	1:H:62:LEU:HD21	1.96	0.48
1:H:38:VAL:HG13	1:I:519:CYS:HB3	1.94	0.48
1:J:233:MET:CE	1:J:309:LEU:HD13	2.43	0.48
1:L:409:GLU:OE1	1:L:498:LYS:HA	2.14	0.48
2:S:8:ASP:O	2:S:87:SER:HA	2.13	0.48
2:S:14:ARG:NH2	2:S:84:LEU:HD21	2.29	0.48
1:B:42:LYS:HB3	1:B:44:PHE:CD2	2.48	0.48
1:B:447:MET:O	1:B:450:PRO:HD2	2.13	0.48
1:C:16:MET:O	1:C:20:VAL:HG23	2.14	0.48
1:D:197:ARG:NE	1:D:277:LYS:O	2.47	0.48
1:F:447:MET:O	1:F:450:PRO:HD2	2.12	0.48
1:I:30:THR:HG22	1:I:36:ARG:O	2.14	0.48
1:J:421:ARG:HD2	1:J:474:GLY:O	2.14	0.48
1:A:128:VAL:HG21	1:A:505:GLN:HE21	1.78	0.48
1:D:150:ILE:HG21	1:D:494:LEU:O	2.14	0.48
1:D:279:PRO:HD2	1:D:285:ARG:HB2	1.95	0.48
1:D:414:GLY:O	1:D:417:VAL:HG12	2.14	0.48
1:E:199:TYR:CE1	1:E:202:PRO:HA	2.48	0.48

*Continued on next page...*



*Continued from previous page...*

Atom-1	Atom-2	Interatomic distance (Å)	Clash overlap (Å)
1:F:201:SER:HB3	1:F:259:LEU:HD22	1.96	0.48
1:H:222:LEU:HD13	1:H:293:ALA:HB2	1.94	0.48
1:H:284:ARG:HE	1:H:364:LYS:NZ	2.12	0.48
1:J:31:LEU:HG	1:J:454:ILE:HD11	1.95	0.48
1:J:101:THR:O	1:J:105:LYS:HG3	2.13	0.48
1:J:149:THR:HG22	1:J:156:GLU:HA	1.96	0.48
1:J:282:GLY:O	1:J:285:ARG:HG2	2.14	0.48
1:K:213:VAL:O	1:K:324:VAL:HA	2.14	0.48
1:M:199:TYR:CE2	1:M:327:LYS:HA	2.49	0.48
1:B:33:PRO:HD3	4:B:1526:ADP:C5	2.49	0.48
1:C:417:VAL:HA	1:C:420:ILE:HG22	1.96	0.48
1:E:18:ARG:HG2	1:E:18:ARG:NH1	2.28	0.48
1:F:265:ASN:HB3	1:F:271:VAL:HG22	1.95	0.48
1:L:420:ILE:CD1	1:L:448:GLU:HA	2.44	0.48
1:D:21:ASN:HA	1:D:97:GLN:HE22	1.79	0.47
1:D:272:LYS:HB2	1:D:272:LYS:NZ	2.29	0.47
1:E:52:ASP:OD1	1:E:54:VAL:HG12	2.14	0.47
1:F:217:SER:N	1:F:218:PRO:HD3	2.29	0.47
1:H:65:LYS:O	1:H:66:PHE:HB2	2.14	0.47
1:H:230:ILE:N	1:H:230:ILE:CD1	2.77	0.47
1:H:443:ALA:O	1:H:447:MET:HG3	2.14	0.47
1:J:41:ASP:HB2	1:K:69:MET:CE	2.44	0.47
1:K:111:MET:SD	1:K:438:VAL:HG21	2.54	0.47
1:M:351:GLN:O	1:M:354:GLU:HG2	2.14	0.47
1:N:199:TYR:CE2	1:N:327:LYS:HA	2.49	0.47
1:B:261:THR:HB	2:P:29:GLY:N	2.27	0.47
1:C:74:VAL:O	1:C:77:VAL:HG12	2.13	0.47
1:C:102:GLU:HB3	1:C:442:VAL:HG13	1.96	0.47
1:C:199:TYR:HA	1:C:276:VAL:HG12	1.95	0.47
1:C:246:PRO:HA	1:C:272:LYS:O	2.14	0.47
1:C:346:VAL:O	1:C:349:ILE:HB	2.13	0.47
1:D:278:ALA:HB1	1:D:279:PRO:CD	2.43	0.47
1:E:102:GLU:CB	1:E:442:VAL:HG13	2.44	0.47
1:F:419:LEU:HD11	1:F:500:THR:HG23	1.95	0.47
1:G:201:SER:HB3	1:G:259:LEU:HD22	1.95	0.47
1:H:149:THR:CG2	1:H:156:GLU:HA	2.44	0.47
1:K:36:ARG:HH12	1:L:113:PRO:HB2	1.79	0.47
1:A:15:LYS:O	1:A:67:GLU:HG2	2.15	0.47
1:C:302:SER:CB	1:C:305:ILE:HD12	2.43	0.47
1:E:20:VAL:HG13	1:E:74:VAL:HG11	1.95	0.47
1:F:147:VAL:O	1:F:150:ILE:HG22	2.14	0.47

*Continued on next page...*

*Continued from previous page...*

Atom-1	Atom-2	Interatomic distance (Å)	Clash overlap (Å)
1:F:345:ARG:O	1:F:349:ILE:HG13	2.15	0.47
1:H:223:ALA:HB3	1:H:251:ALA:HB2	1.97	0.47
1:H:409:GLU:OE1	1:H:498:LYS:HA	2.15	0.47
1:I:219:PHE:HB3	1:I:317:LEU:HD23	1.96	0.47
1:J:225:LYS:HD3	1:J:303:GLU:CG	2.45	0.47
1:L:219:PHE:HB3	1:L:317:LEU:HD23	1.96	0.47
1:M:232:GLU:HB3	1:M:309:LEU:HB2	1.96	0.47
1:N:218:PRO:HG2	1:N:323:VAL:HG12	1.95	0.47
2:O:47:ARG:HB3	2:O:55:LYS:HD2	1.96	0.47
1:B:252:GLU:HA	1:B:285:ARG:HH11	1.77	0.47
1:B:259:LEU:O	1:B:263:VAL:HG23	2.13	0.47
1:C:115:ASP:O	1:C:436:GLN:HG2	2.14	0.47
1:C:195:PHE:O	1:C:329:THR:HG23	2.15	0.47
1:C:510:VAL:HG13	1:D:385:THR:HG21	1.97	0.47
1:E:147:VAL:O	1:E:150:ILE:HG22	2.13	0.47
1:H:4:LYS:NZ	1:N:59:GLU:HG3	2.29	0.47
1:K:496:PRO:O	1:K:499:VAL:HG22	2.14	0.47
1:N:224:ASP:HB3	1:N:302:SER:HA	1.95	0.47
1:N:286:LYS:HA	1:N:286:LYS:HE2	1.96	0.47
1:A:235:PRO:HA	1:A:238:GLU:HG2	1.95	0.47
1:E:198:GLY:HA3	1:E:327:LYS:O	2.14	0.47
1:E:217:SER:HA	1:E:320:ALA:O	2.14	0.47
1:E:288:MET:HG2	1:E:368:ARG:HE	1.80	0.47
1:F:102:GLU:HB3	1:F:442:VAL:HG13	1.95	0.47
1:F:259:LEU:O	1:F:263:VAL:HG23	2.14	0.47
1:G:399:ALA:O	1:G:403:THR:HG23	2.15	0.47
1:H:169:VAL:HG13	1:H:173:GLY:HA3	1.97	0.47
1:H:225:LYS:HD3	1:H:303:GLU:CD	2.35	0.47
1:J:40:LEU:HD21	1:J:56:VAL:HG22	1.96	0.47
1:J:478:TYR:HB2	1:J:485:TYR:CE2	2.50	0.47
1:N:221:LEU:HD12	1:N:249:ILE:HG23	1.96	0.47
1:B:278:ALA:HB1	1:B:279:PRO:HD2	1.97	0.47
1:E:210:THR:HG22	1:E:210:THR:O	2.15	0.47
1:H:218:PRO:HG2	1:H:323:VAL:HG12	1.96	0.47
1:K:475:ASN:HB2	1:K:487:ASN:ND2	2.28	0.47
1:M:5:ASP:O	1:M:66:PHE:HZ	1.98	0.47
1:N:56:VAL:O	1:N:60:ILE:HG12	2.15	0.47
1:N:458:CYS:SG	1:N:480:ALA:HB1	2.54	0.47
2:R:6:LEU:HD13	2:R:7:HIS:NE2	2.29	0.47
2:T:91:ILE:O	2:U:6:LEU:HD12	2.13	0.47
1:A:120:ILE:O	1:A:124:VAL:HG23	2.14	0.47

*Continued on next page...*

*Continued from previous page...*

Atom-1	Atom-2	Interatomic distance (Å)	Clash overlap (Å)
1:B:287:ALA:HB1	1:B:368:ARG:HH22	1.79	0.47
1:B:419:LEU:HD11	1:B:500:THR:HG23	1.96	0.47
1:B:487:ASN:HB3	1:B:490:ASP:OD1	2.14	0.47
1:C:197:ARG:HG2	1:C:277:LYS:O	2.15	0.47
1:C:475:ASN:HB2	1:C:487:ASN:HD21	1.80	0.47
1:E:30:THR:HG22	1:E:36:ARG:O	2.15	0.47
1:F:118:ARG:HH11	1:F:118:ARG:HG2	1.78	0.47
1:F:147:VAL:HG23	1:F:403:THR:HG22	1.97	0.47
1:H:213:VAL:O	1:H:324:VAL:HA	2.15	0.47
1:J:155:ASP:HB2	1:J:395:ARG:NH2	2.29	0.47
1:J:225:LYS:HD3	1:J:303:GLU:CD	2.35	0.47
1:J:230:ILE:HG13	1:J:261:THR:OG1	2.15	0.47
1:J:383:ALA:HB3	1:J:389:MET:HB2	1.96	0.47
1:K:150:ILE:HG21	1:K:494:LEU:HD21	1.97	0.47
1:K:197:ARG:HE	1:K:277:LYS:HB2	1.80	0.47
1:L:284:ARG:HG2	1:L:364:LYS:NZ	2.29	0.47
1:L:325:ILE:HG12	1:L:330:THR:HG23	1.96	0.47
1:N:26:ALA:O	1:N:29:VAL:HG22	2.15	0.47
1:N:434:GLU:HA	1:N:437:ASN:HD22	1.80	0.47
2:T:47:ARG:O	2:T:55:LYS:HE2	2.14	0.47
1:B:352:GLN:HB3	1:B:365:LEU:CD1	2.43	0.47
1:D:147:VAL:HG23	1:D:403:THR:HG22	1.97	0.47
1:D:339:GLU:HA	1:D:339:GLU:OE1	2.15	0.47
1:G:31:LEU:HD12	4:G:1526:ADP:H5'1	1.96	0.47
1:G:383:ALA:HB3	1:G:389:MET:HB2	1.97	0.47
1:H:400:LEU:HD21	1:H:404:ARG:HE	1.80	0.47
1:I:16:MET:O	1:I:20:VAL:HG13	2.14	0.47
1:I:509:SER:O	1:I:513:LEU:HD13	2.15	0.47
1:J:230:ILE:N	1:J:230:ILE:HD12	2.30	0.47
1:J:421:ARG:O	1:J:425:LYS:HG2	2.14	0.47
1:M:124:VAL:HG13	1:M:504:LEU:CD1	2.44	0.47
1:M:222:LEU:HD13	1:M:293:ALA:HB2	1.96	0.47
2:T:7:HIS:O	2:T:8:ASP:HB3	2.14	0.47
1:A:306:GLY:HA3	1:B:264:VAL:HG21	1.97	0.47
1:B:290:GLN:HA	1:B:300:VAL:HG21	1.97	0.47
1:C:204:PHE:CZ	1:C:213:VAL:HG21	2.49	0.47
1:D:305:ILE:HG22	1:D:306:GLY:N	2.30	0.47
1:E:199:TYR:O	1:E:199:TYR:HD1	1.97	0.47
1:E:246:PRO:HA	1:E:272:LYS:O	2.15	0.47
1:F:420:ILE:HD11	1:F:470:LYS:CG	2.45	0.47
1:G:447:MET:O	1:G:450:PRO:HD2	2.15	0.47

*Continued on next page...*

*Continued from previous page...*

Atom-1	Atom-2	Interatomic distance (Å)	Clash overlap (Å)
1:H:174:VAL:HG13	1:H:194:GLN:OE1	2.15	0.47
1:H:383:ALA:HB3	1:H:389:MET:HB2	1.97	0.47
1:I:41:ASP:HB2	1:J:69:MET:CE	2.45	0.47
1:I:284:ARG:HG2	1:I:364:LYS:CE	2.45	0.47
1:J:459:GLY:HA3	1:K:112:ASN:HD21	1.80	0.47
1:K:179:ASP:HA	1:K:389:MET:CE	2.44	0.47
1:M:37:ASN:OD1	1:N:513:LEU:HD12	2.15	0.47
1:B:120:ILE:O	1:B:124:VAL:HG23	2.15	0.47
1:B:288:MET:HG2	1:B:368:ARG:HE	1.80	0.47
1:C:288:MET:HA	1:C:291:ASP:OD1	2.15	0.47
1:D:225:LYS:HE3	1:D:309:LEU:HG	1.97	0.47
1:E:265:ASN:HB3	1:E:271:VAL:HG22	1.96	0.47
1:F:3:ALA:HA	1:G:61:GLU:O	2.15	0.47
1:F:226:LYS:HD2	1:F:226:LYS:C	2.36	0.47
1:I:149:THR:CG2	1:I:156:GLU:HA	2.45	0.47
1:I:247:LEU:H	1:I:273:VAL:HG12	1.78	0.47
1:J:16:MET:HG3	1:J:520:MET:SD	2.55	0.47
1:J:447:MET:O	1:J:450:PRO:HD2	2.14	0.47
1:K:34:LYS:HB2	1:K:458:CYS:SG	2.55	0.47
1:B:361:ASP:O	1:B:365:LEU:HB2	2.15	0.46
1:B:437:ASN:O	1:B:441:LYS:HG2	2.15	0.46
1:D:263:VAL:HG13	1:D:267:MET:SD	2.55	0.46
1:F:73:MET:HE3	1:G:49:ILE:HD11	1.97	0.46
1:F:124:VAL:HG21	1:F:508:ALA:HB1	1.97	0.46
1:H:34:LYS:HB2	1:H:458:CYS:SG	2.54	0.46
1:H:179:ASP:HA	1:H:389:MET:CE	2.45	0.46
1:I:155:ASP:HB2	1:I:395:ARG:NH2	2.30	0.46
1:J:259:LEU:O	1:J:263:VAL:HG23	2.15	0.46
1:N:140:ASP:O	1:N:144:ILE:HG12	2.15	0.46
1:A:33:PRO:HD3	4:A:1526:ADP:C5	2.50	0.46
1:B:26:ALA:O	1:B:29:VAL:HG22	2.15	0.46
1:B:305:ILE:HG22	1:B:306:GLY:N	2.29	0.46
1:C:21:ASN:HA	1:C:97:GLN:HE22	1.80	0.46
1:D:178:GLU:O	1:D:380:LYS:HA	2.16	0.46
1:E:266:THR:HG22	1:E:273:VAL:H	1.80	0.46
1:H:57:ALA:O	1:H:75:LYS:HE3	2.15	0.46
1:J:56:VAL:O	1:J:60:ILE:HG12	2.15	0.46
1:K:178:GLU:OE2	1:K:322:ARG:HD3	2.16	0.46
1:K:215:LEU:CB	1:K:218:PRO:HG3	2.45	0.46
1:L:69:MET:SD	1:L:520:MET:HE2	2.55	0.46
1:L:179:ASP:HA	1:L:389:MET:CE	2.45	0.46

*Continued on next page...*

*Continued from previous page...*

Atom-1	Atom-2	Interatomic distance (Å)	Clash overlap (Å)
1:L:268:ARG:HG3	1:L:268:ARG:O	2.15	0.46
1:M:34:LYS:HB2	1:M:458:CYS:SG	2.55	0.46
1:N:77:VAL:CG1	1:N:506:TYR:HB3	2.46	0.46
1:A:447:MET:O	1:A:450:PRO:HD2	2.14	0.46
1:B:443:ALA:O	1:B:447:MET:HG3	2.16	0.46
1:C:261:THR:CG2	2:Q:29:GLY:H	2.29	0.46
1:E:518:GLU:HB2	1:F:36:ARG:HB2	1.97	0.46
1:F:199:TYR:O	1:F:199:TYR:HD1	1.98	0.46
1:F:262:LEU:HD11	1:F:273:VAL:CB	2.38	0.46
1:F:518:GLU:HB2	1:G:36:ARG:HB3	1.97	0.46
1:G:512:GLY:O	1:G:516:THR:HG23	2.16	0.46
1:I:218:PRO:HB3	1:I:246:PRO:HB2	1.97	0.46
1:K:229:ASN:HD21	1:K:231:ARG:HH12	1.63	0.46
1:K:263:VAL:O	1:K:267:MET:HG2	2.15	0.46
1:M:155:ASP:HB2	1:M:395:ARG:NH2	2.31	0.46
1:N:161:LEU:HD21	1:N:185:ASP:HB3	1.97	0.46
1:G:414:GLY:O	1:G:417:VAL:HG12	2.16	0.46
1:I:232:GLU:HA	1:I:310:GLU:HG3	1.96	0.46
1:J:232:GLU:HA	1:J:310:GLU:HG3	1.97	0.46
1:J:455:VAL:HG13	1:J:460:GLU:HB2	1.97	0.46
1:L:124:VAL:HG21	1:L:508:ALA:CB	2.45	0.46
1:M:144:ILE:HG21	1:M:163:ALA:HA	1.97	0.46
1:M:247:LEU:HB3	1:M:273:VAL:HG11	1.97	0.46
1:N:30:THR:HB	1:N:51:LYS:O	2.14	0.46
1:N:288:MET:HA	1:N:288:MET:HE2	1.97	0.46
2:Q:8:ASP:O	2:Q:87:SER:HA	2.14	0.46
1:C:112:ASN:ND2	1:D:34:LYS:HG2	2.31	0.46
1:C:230:ILE:O	1:C:230:ILE:CG2	2.63	0.46
1:C:383:ALA:HB3	1:C:389:MET:HE2	1.98	0.46
1:E:281:PHE:O	1:E:284:ARG:HB3	2.15	0.46
1:F:496:PRO:HG2	1:F:499:VAL:HG22	1.97	0.46
1:G:254:VAL:HG21	1:G:275:ALA:HB1	1.98	0.46
1:H:174:VAL:HG12	1:H:376:VAL:HG13	1.96	0.46
1:I:124:VAL:O	1:I:128:VAL:HG23	2.15	0.46
1:J:5:ASP:HB2	1:J:524:LEU:HD23	1.96	0.46
1:J:325:ILE:HG12	1:J:330:THR:HG23	1.98	0.46
1:L:284:ARG:HH11	1:L:284:ARG:H	1.63	0.46
1:M:128:VAL:HG12	1:M:132:LYS:HE2	1.97	0.46
1:N:145:ALA:O	1:N:149:THR:HG23	2.15	0.46
1:N:160:LYS:O	1:N:164:GLU:HG3	2.15	0.46
2:O:14:ARG:NH2	2:O:84:LEU:HD21	2.31	0.46

*Continued on next page...*

*Continued from previous page...*

Atom-1	Atom-2	Interatomic distance (Å)	Clash overlap (Å)
2:T:37:ARG:HG2	2:T:37:ARG:NH1	2.31	0.46
1:A:219:PHE:O	1:A:247:LEU:HD22	2.14	0.46
1:A:518:GLU:HB2	1:B:36:ARG:HB3	1.96	0.46
1:C:493:ILE:HD13	4:C:1526:ADP:C2	2.51	0.46
1:D:365:LEU:HD23	1:D:366:GLN:HE22	1.81	0.46
1:E:28:LYS:HG2	1:E:94:VAL:HG22	1.97	0.46
1:E:257:GLU:HG3	2:S:31:ALA:CB	2.46	0.46
1:G:100:ILE:HD13	1:G:514:MET:SD	2.56	0.46
1:I:65:LYS:O	1:I:66:PHE:HB2	2.16	0.46
1:K:282:GLY:O	1:K:285:ARG:HG2	2.15	0.46
2:U:8:ASP:HB2	2:U:47:ARG:HA	1.98	0.46
1:A:112:ASN:ND2	1:B:34:LYS:HG2	2.31	0.46
1:B:496:PRO:HG2	1:B:499:VAL:HG22	1.98	0.46
1:D:197:ARG:NH2	1:D:276:VAL:HG23	2.30	0.46
1:E:18:ARG:HH11	1:E:18:ARG:CB	2.28	0.46
1:F:30:THR:HG22	1:F:36:ARG:O	2.16	0.46
1:F:513:LEU:HD11	1:G:388:GLU:CA	2.36	0.46
1:H:237:LEU:O	1:H:240:VAL:HG22	2.15	0.46
1:I:49:ILE:HD11	1:J:73:MET:HE3	1.96	0.46
1:J:232:GLU:HB3	1:J:309:LEU:HB2	1.98	0.46
1:K:459:GLY:HA3	1:L:112:ASN:ND2	2.28	0.46
2:P:20:LYS:CG	2:P:27:LEU:HG	2.45	0.46
2:Q:20:LYS:HD3	2:Q:27:LEU:HD11	1.97	0.46
2:Q:47:ARG:HB3	2:Q:55:LYS:HG2	1.96	0.46
2:S:7:HIS:HB2	2:S:46:GLY:O	2.16	0.46
2:U:17:VAL:HG22	2:U:35:SER:H	1.81	0.46
1:C:309:LEU:H	1:C:309:LEU:HD12	1.79	0.46
1:D:23:LEU:HD13	1:D:23:LEU:C	2.36	0.46
1:D:261:THR:HB	2:R:29:GLY:N	2.29	0.46
1:F:76:GLU:OE1	1:G:387:VAL:HG13	2.16	0.46
1:I:353:ILE:HD11	1:I:369:VAL:HG21	1.97	0.46
1:K:100:ILE:O	1:K:104:LEU:HD13	2.15	0.46
1:K:177:VAL:CG1	1:K:393:LYS:HG3	2.46	0.46
1:L:295:LEU:HD23	1:L:332:ILE:HD11	1.98	0.46
1:A:38:VAL:HG22	1:G:519:CYS:HB3	1.98	0.46
1:B:409:GLU:OE2	1:B:498:LYS:HA	2.16	0.46
1:C:31:LEU:HD22	1:C:94:VAL:HG21	1.97	0.46
1:D:199:TYR:OH	1:D:211:GLY:HA2	2.16	0.46
1:D:232:GLU:HB3	1:D:310:GLU:OE2	2.16	0.46
1:F:237:LEU:CD2	2:T:26:VAL:HG21	2.46	0.46
1:F:365:LEU:O	1:F:365:LEU:HD22	2.15	0.46

*Continued on next page...*

*Continued from previous page...*

Atom-1	Atom-2	Interatomic distance (Å)	Clash overlap (Å)
1:H:177:VAL:CG1	1:H:393:LYS:HG3	2.46	0.46
1:I:421:ARG:HA	1:I:421:ARG:HE	1.80	0.46
1:K:197:ARG:HE	1:K:277:LYS:CB	2.29	0.46
1:K:290:GLN:OE1	1:K:290:GLN:HA	2.16	0.46
1:K:432:GLN:HG2	1:K:436:GLN:HE22	1.81	0.46
1:N:325:ILE:HG12	1:N:330:THR:HG23	1.98	0.46
2:Q:78:ILE:HG12	2:Q:83:VAL:HG21	1.97	0.46
1:A:61:GLU:HB3	1:G:2:ALA:O	2.15	0.46
1:A:453:GLN:NE2	1:A:456:LEU:HD23	2.31	0.46
1:C:31:LEU:HD12	4:C:1526:ADP:H5'1	1.98	0.46
1:D:77:VAL:HG11	1:D:510:VAL:HG21	1.98	0.46
1:D:207:LYS:HB3	1:D:208:PRO:CD	2.46	0.46
1:E:149:THR:HG23	1:E:155:ASP:C	2.36	0.46
1:F:246:PRO:HA	1:F:272:LYS:O	2.15	0.46
1:G:207:LYS:HB3	1:G:208:PRO:CD	2.46	0.46
1:I:400:LEU:HD21	1:I:404:ARG:HE	1.81	0.46
1:I:443:ALA:O	1:I:447:MET:HG3	2.16	0.46
1:N:20:VAL:CG2	1:N:74:VAL:HG21	2.46	0.46
2:O:12:VAL:HG12	2:O:40:VAL:HA	1.98	0.46
2:P:47:ARG:HD2	2:P:49:LEU:HD12	1.98	0.46
1:A:302:SER:CB	1:A:305:ILE:HB	2.46	0.45
1:C:262:LEU:HD11	1:C:273:VAL:HB	1.97	0.45
1:C:418:ALA:O	1:C:422:VAL:HG13	2.16	0.45
1:F:349:ILE:HG21	1:F:369:VAL:HG22	1.99	0.45
1:I:102:GLU:HB2	1:I:442:VAL:HG13	1.96	0.45
1:I:458:CYS:SG	1:I:480:ALA:HB1	2.56	0.45
1:K:124:VAL:HG21	1:K:508:ALA:CB	2.46	0.45
1:L:385:THR:HG23	1:L:388:GLU:H	1.81	0.45
1:A:115:ASP:O	1:A:436:GLN:HG2	2.16	0.45
1:A:404:ARG:O	1:A:408:GLU:HG2	2.16	0.45
1:B:18:ARG:HH11	1:B:18:ARG:CB	2.26	0.45
1:C:42:LYS:HB3	1:C:44:PHE:CD2	2.51	0.45
1:D:240:VAL:HG21	1:D:247:LEU:HD23	1.98	0.45
1:E:201:SER:HB3	1:E:259:LEU:HD22	1.98	0.45
1:E:284:ARG:HG2	1:E:288:MET:HE2	1.98	0.45
1:G:305:ILE:HG22	1:G:306:GLY:N	2.30	0.45
1:H:263:VAL:O	1:H:267:MET:HG2	2.16	0.45
1:K:455:VAL:HG13	1:K:460:GLU:HB2	1.97	0.45
1:L:56:VAL:O	1:L:60:ILE:HG12	2.16	0.45
1:L:270:ILE:HG23	1:M:231:ARG:HH21	1.81	0.45
1:M:215:LEU:HB2	1:M:218:PRO:HG3	1.97	0.45

*Continued on next page...*



*Continued from previous page...*

Atom-1	Atom-2	Interatomic distance (Å)	Clash overlap (Å)
2:Q:3:ILE:CG1	2:Q:78:ILE:HG13	2.46	0.45
2:R:7:HIS:HB2	2:R:46:GLY:O	2.16	0.45
1:C:183:LEU:CD2	1:C:384:ALA:HA	2.47	0.45
1:C:447:MET:O	1:C:450:PRO:HD2	2.15	0.45
1:G:496:PRO:HG2	1:G:499:VAL:HG22	1.97	0.45
1:H:178:GLU:OE2	1:H:322:ARG:HD3	2.17	0.45
1:J:229:ASN:HB3	1:J:232:GLU:OE1	2.17	0.45
1:J:400:LEU:HD21	1:J:404:ARG:HE	1.81	0.45
1:J:509:SER:O	1:J:513:LEU:HD13	2.15	0.45
1:K:178:GLU:OE2	1:K:333:ILE:HG21	2.16	0.45
1:K:443:ALA:O	1:K:447:MET:HG3	2.17	0.45
1:L:82:ASN:HB2	1:L:89:THR:HG1	1.80	0.45
2:T:12:VAL:HA	2:T:39:GLU:O	2.17	0.45
2:T:48:ILE:HG22	2:T:48:ILE:O	2.15	0.45
1:A:199:TYR:HA	1:A:276:VAL:HG12	1.98	0.45
1:A:518:GLU:HG2	1:B:29:VAL:HB	1.97	0.45
1:B:102:GLU:CB	1:B:442:VAL:HG13	2.46	0.45
1:B:197:ARG:HH11	1:B:197:ARG:HB2	1.81	0.45
1:B:225:LYS:HG3	1:B:303:GLU:OE2	2.16	0.45
1:D:443:ALA:O	1:D:447:MET:HG3	2.16	0.45
1:D:496:PRO:HG2	1:D:499:VAL:HG22	1.98	0.45
1:E:124:VAL:HG21	1:E:508:ALA:HB1	1.98	0.45
1:E:195:PHE:HE1	1:E:330:THR:HB	1.81	0.45
1:G:33:PRO:HD3	4:G:1526:ADP:C5	2.52	0.45
1:H:177:VAL:HG12	1:H:393:LYS:HE3	1.98	0.45
1:J:217:SER:HA	1:J:320:ALA:O	2.17	0.45
1:K:166:MET:CE	1:K:407:VAL:HG21	2.46	0.45
1:N:284:ARG:HG2	1:N:364:LYS:HZ1	1.81	0.45
2:P:31:ALA:O	2:P:32:ALA:HB3	2.17	0.45
1:A:61:GLU:OE1	1:G:2:ALA:HA	2.17	0.45
1:A:134:LEU:HD11	1:A:425:LYS:HZ2	1.82	0.45
1:B:296:THR:HG22	1:B:335:GLY:HA3	1.97	0.45
1:C:220:ILE:HD12	1:C:296:THR:HG21	1.99	0.45
1:C:254:VAL:HG21	1:C:275:ALA:CB	2.47	0.45
1:F:281:PHE:O	1:F:284:ARG:HB3	2.16	0.45
1:L:276:VAL:CG1	1:L:325:ILE:HD13	2.46	0.45
1:L:319:GLN:O	1:L:336:VAL:HG23	2.16	0.45
1:N:155:ASP:HB2	1:N:395:ARG:NH2	2.32	0.45
2:R:11:ILE:HG12	2:R:85:ILE:HG12	1.99	0.45
2:R:47:ARG:HB3	2:R:55:LYS:HG2	1.96	0.45
1:B:100:ILE:HD13	1:B:514:MET:SD	2.56	0.45

*Continued on next page...*



*Continued from previous page...*

Atom-1	Atom-2	Interatomic distance (Å)	Clash overlap (Å)
1:B:353:ILE:HG12	1:B:366:GLN:HE22	1.81	0.45
1:E:24:ALA:O	1:E:28:LYS:HG3	2.16	0.45
1:F:199:TYR:CE1	1:F:202:PRO:HA	2.50	0.45
1:F:360:TYR:O	1:F:364:LYS:HG2	2.16	0.45
1:I:215:LEU:CB	1:I:218:PRO:HG3	2.47	0.45
1:K:161:LEU:HD21	1:K:185:ASP:HB3	1.99	0.45
1:L:221:LEU:HD13	1:L:221:LEU:C	2.37	0.45
2:P:13:LYS:O	2:P:38:GLY:HA2	2.17	0.45
2:S:57:LEU:C	2:S:59:VAL:H	2.20	0.45
2:T:20:LYS:CG	2:T:27:LEU:HG	2.47	0.45
1:C:15:LYS:O	1:C:67:GLU:HG2	2.15	0.45
1:D:252:GLU:HG3	1:D:285:ARG:HH11	1.82	0.45
1:D:498:LYS:HG3	1:D:501:ARG:NH2	2.32	0.45
1:E:430:ARG:HH11	1:E:430:ARG:CG	2.29	0.45
1:F:33:PRO:HD3	4:F:1526:ADP:C5	2.51	0.45
1:G:278:ALA:HB1	1:G:279:PRO:HD2	1.99	0.45
1:G:352:GLN:C	1:G:365:LEU:HD11	2.36	0.45
1:K:214:GLU:HG2	1:K:324:VAL:HG12	1.97	0.45
1:K:432:GLN:H	1:K:432:GLN:CD	2.19	0.45
1:L:224:ASP:HB3	1:L:302:SER:HA	1.98	0.45
1:M:221:LEU:HD13	1:M:221:LEU:C	2.36	0.45
1:M:267:MET:O	1:M:268:ARG:HG2	2.17	0.45
2:S:67:PHE:HA	2:S:92:LEU:H	1.82	0.45
2:T:3:ILE:HD11	2:T:78:ILE:HG21	1.97	0.45
1:B:346:VAL:O	1:B:349:ILE:HB	2.17	0.45
1:E:116:LEU:HD23	1:E:435:ASP:O	2.17	0.45
1:G:33:PRO:HA	1:G:153:ASN:ND2	2.30	0.45
1:L:213:VAL:O	1:L:324:VAL:HA	2.16	0.45
1:N:326:ASN:OD1	1:N:329:THR:HB	2.16	0.45
2:T:20:LYS:HB3	2:T:27:LEU:HG	1.98	0.45
1:A:21:ASN:HA	1:A:97:GLN:HE22	1.81	0.45
1:A:313:THR:HG22	1:A:314:LEU:H	1.81	0.45
1:B:124:VAL:HG21	1:B:508:ALA:HB1	1.99	0.45
1:C:247:LEU:HB3	1:C:273:VAL:CG1	2.44	0.45
1:E:225:LYS:HE3	1:E:309:LEU:HG	1.99	0.45
1:E:236:VAL:HG22	1:E:312:ALA:O	2.17	0.45
1:F:42:LYS:HB3	1:F:44:PHE:CD2	2.52	0.45
1:F:278:ALA:HB1	1:F:279:PRO:HD2	1.99	0.45
1:G:5:ASP:HB2	1:G:524:LEU:HD23	1.99	0.45
1:G:368:ARG:O	1:G:372:LEU:HG	2.17	0.45
1:H:308:GLU:HB3	1:H:311:LYS:HD3	1.98	0.45

*Continued on next page...*

*Continued from previous page...*

Atom-1	Atom-2	Interatomic distance (Å)	Clash overlap (Å)
1:H:319:GLN:O	1:H:336:VAL:HG23	2.17	0.45
1:K:438:VAL:O	1:K:442:VAL:HG23	2.17	0.45
1:L:130:GLU:HG3	1:L:426:LEU:CD2	2.46	0.45
1:N:277:LYS:HB2	1:N:277:LYS:NZ	2.32	0.45
2:T:14:ARG:CZ	2:T:84:LEU:HD21	2.46	0.45
1:C:399:ALA:O	1:C:403:THR:HG23	2.17	0.45
1:D:64:ASP:HB3	1:D:67:GLU:HB2	1.99	0.45
1:F:349:ILE:O	1:F:352:GLN:HB2	2.17	0.45
1:G:21:ASN:HA	1:G:97:GLN:HE22	1.81	0.45
1:G:345:ARG:O	1:G:348:GLN:HG3	2.17	0.45
1:J:124:VAL:HG13	1:J:504:LEU:CD1	2.47	0.45
1:K:458:CYS:SG	1:K:480:ALA:HB1	2.56	0.45
1:L:115:ASP:HB3	1:L:436:GLN:HG3	1.99	0.45
1:N:27:VAL:HG11	1:N:93:THR:HG21	1.99	0.45
1:B:230:ILE:HG23	1:B:230:ILE:O	2.17	0.44
1:C:80:LYS:HD2	1:C:506:TYR:CE1	2.52	0.44
1:C:221:LEU:HD11	1:C:301:ILE:HD11	1.99	0.44
1:E:418:ALA:O	1:E:422:VAL:HG13	2.17	0.44
1:E:496:PRO:HG2	1:E:499:VAL:HG22	1.98	0.44
1:F:149:THR:HG23	1:F:155:ASP:C	2.37	0.44
1:F:365:LEU:HD22	1:F:365:LEU:C	2.37	0.44
1:G:7:LYS:O	1:G:519:CYS:HA	2.17	0.44
1:J:17:LEU:HA	1:J:20:VAL:HG12	1.99	0.44
1:K:25:ASP:HA	1:K:28:LYS:HE2	1.98	0.44
1:K:29:VAL:HB	1:K:36:ARG:HB2	1.98	0.44
1:L:66:PHE:HD1	1:L:520:MET:HE2	1.81	0.44
1:L:166:MET:CE	1:L:407:VAL:HG21	2.47	0.44
1:N:124:VAL:HG21	1:N:508:ALA:CB	2.47	0.44
1:N:319:GLN:HB2	1:N:336:VAL:HG21	1.99	0.44
1:B:313:THR:HG22	1:B:314:LEU:H	1.83	0.44
1:B:359:ASP:O	1:B:360:TYR:HB2	2.16	0.44
1:D:287:ALA:HB1	1:D:368:ARG:HH22	1.83	0.44
1:E:399:ALA:O	1:E:403:THR:HG23	2.17	0.44
1:E:447:MET:O	1:E:450:PRO:HD2	2.17	0.44
1:G:228:SER:HA	1:G:255:GLU:HB2	1.99	0.44
1:H:178:GLU:OE2	1:H:333:ILE:HG21	2.17	0.44
1:J:229:ASN:HD21	1:J:231:ARG:NH1	2.15	0.44
1:K:150:ILE:HG21	1:K:494:LEU:CD2	2.46	0.44
1:K:177:VAL:HG12	1:K:393:LYS:HE3	1.97	0.44
1:M:496:PRO:HD2	1:M:499:VAL:CG2	2.48	0.44
2:O:52:GLY:O	2:O:53:GLU:HB2	2.15	0.44

*Continued on next page...*

*Continued from previous page...*

Atom-1	Atom-2	Interatomic distance (Å)	Clash overlap (Å)
1:A:325:ILE:HG12	1:A:330:THR:HG23	1.99	0.44
1:A:495:ASP:CG	4:A:1526:ADP:HO2'	2.20	0.44
1:D:302:SER:HB2	1:D:305:ILE:HB	1.99	0.44
1:E:4:LYS:HD2	1:F:59:GLU:O	2.17	0.44
1:E:231:ARG:HG2	1:E:257:GLU:OE1	2.18	0.44
1:E:262:LEU:O	1:E:266:THR:HG23	2.16	0.44
1:E:346:VAL:O	1:E:349:ILE:HB	2.17	0.44
1:F:33:PRO:HA	1:F:153:ASN:ND2	2.32	0.44
1:F:262:LEU:O	1:F:266:THR:HG23	2.17	0.44
1:G:23:LEU:HD13	1:G:23:LEU:C	2.38	0.44
1:H:160:LYS:O	1:H:164:GLU:HG3	2.17	0.44
1:L:112:ASN:O	1:L:116:LEU:HG	2.17	0.44
1:L:161:LEU:HD21	1:L:185:ASP:HB3	1.99	0.44
1:M:247:LEU:H	1:M:273:VAL:HG12	1.81	0.44
1:M:350:ARG:HE	1:M:369:VAL:HG11	1.82	0.44
1:A:205:ILE:HA	1:A:213:VAL:HG22	1.99	0.44
1:A:221:LEU:HD11	1:A:301:ILE:HD11	1.98	0.44
1:A:496:PRO:HG2	1:A:499:VAL:HG22	1.99	0.44
1:B:351:GLN:HG2	1:C:210:THR:OG1	2.17	0.44
1:C:349:ILE:HG21	1:C:369:VAL:CG2	2.47	0.44
1:C:400:LEU:C	1:C:400:LEU:HD13	2.37	0.44
1:E:15:LYS:O	1:E:67:GLU:HG2	2.17	0.44
1:E:247:LEU:HB3	1:E:273:VAL:HG22	1.99	0.44
1:F:231:ARG:O	1:F:233:MET:N	2.50	0.44
1:G:21:ASN:HD22	1:G:97:GLN:HE22	1.65	0.44
1:G:217:SER:N	1:G:218:PRO:CD	2.79	0.44
1:G:221:LEU:HD13	1:G:317:LEU:CD2	2.48	0.44
1:G:262:LEU:O	1:G:266:THR:HG23	2.17	0.44
1:H:124:VAL:HG21	1:H:508:ALA:CB	2.48	0.44
1:H:199:TYR:CE2	1:H:327:LYS:HA	2.53	0.44
1:L:20:VAL:CG2	1:L:74:VAL:HG21	2.47	0.44
1:L:232:GLU:HA	1:L:310:GLU:HG3	1.97	0.44
1:L:443:ALA:O	1:L:447:MET:HG3	2.17	0.44
1:M:27:VAL:HG11	1:M:93:THR:HG21	1.98	0.44
1:N:30:THR:HG22	1:N:36:ARG:O	2.18	0.44
2:U:14:ARG:NH2	2:U:84:LEU:HD21	2.32	0.44
1:A:201:SER:HB3	1:A:259:LEU:HD22	2.00	0.44
1:A:266:THR:HG22	1:A:273:VAL:H	1.83	0.44
1:A:296:THR:HG22	1:A:335:GLY:HA3	1.99	0.44
1:B:85:ALA:O	1:B:401:HIS:HB3	2.18	0.44
1:B:266:THR:HG22	1:B:273:VAL:H	1.83	0.44

*Continued on next page...*

*Continued from previous page...*

Atom-1	Atom-2	Interatomic distance (Å)	Clash overlap (Å)
1:D:257:GLU:O	1:D:261:THR:HG22	2.17	0.44
1:E:200:LEU:HD23	1:E:254:VAL:O	2.18	0.44
1:F:362:ARG:HB2	1:F:366:GLN:OE1	2.17	0.44
1:F:518:GLU:HB2	1:G:36:ARG:HB2	1.99	0.44
1:G:217:SER:N	1:G:218:PRO:HD3	2.32	0.44
1:H:6:VAL:CG1	1:H:519:CYS:SG	3.05	0.44
1:K:191:GLU:OE1	1:K:342:ILE:HG21	2.18	0.44
1:M:145:ALA:O	1:M:149:THR:HG23	2.18	0.44
1:M:465:VAL:O	1:M:469:VAL:HG23	2.17	0.44
1:N:496:PRO:O	1:N:499:VAL:HG22	2.17	0.44
2:R:3:ILE:HD13	2:R:11:ILE:HD13	1.98	0.44
1:A:23:LEU:HD13	1:A:23:LEU:C	2.38	0.44
1:B:116:LEU:HD23	1:B:435:ASP:O	2.17	0.44
1:C:71:ALA:HA	1:C:74:VAL:HG22	1.98	0.44
1:E:162:ILE:HG21	1:E:403:THR:HG21	1.99	0.44
1:E:422:VAL:O	1:E:425:LYS:HB2	2.17	0.44
1:F:197:ARG:HG2	1:F:277:LYS:O	2.17	0.44
1:F:320:ALA:HA	1:F:335:GLY:HA2	1.99	0.44
1:H:30:THR:HG22	1:H:36:ARG:O	2.17	0.44
1:H:104:LEU:O	1:H:107:VAL:HG22	2.18	0.44
1:K:36:ARG:HD3	1:L:114:MET:CE	2.48	0.44
1:M:7:LYS:HG2	1:M:66:PHE:CE2	2.53	0.44
1:M:124:VAL:HG13	1:M:504:LEU:HD13	1.98	0.44
1:N:130:GLU:HG3	1:N:426:LEU:CD2	2.48	0.44
1:B:16:MET:O	1:B:20:VAL:HG23	2.18	0.44
1:C:311:LYS:O	1:C:312:ALA:HB2	2.18	0.44
1:D:15:LYS:O	1:D:67:GLU:HG2	2.17	0.44
1:E:252:GLU:HA	1:E:285:ARG:HH12	1.81	0.44
1:F:183:LEU:CD2	1:F:384:ALA:HA	2.48	0.44
1:F:315:GLU:HG3	1:F:316:ASP:N	2.31	0.44
1:G:221:LEU:HD13	1:G:317:LEU:HD21	1.99	0.44
1:G:247:LEU:CB	1:G:273:VAL:HG22	2.48	0.44
1:G:452:ARG:HB2	1:G:462:PRO:CB	2.45	0.44
1:I:104:LEU:O	1:I:107:VAL:HG22	2.18	0.44
1:J:66:PHE:HD1	1:J:520:MET:HE2	1.83	0.44
1:K:56:VAL:O	1:K:60:ILE:HG12	2.17	0.44
1:K:302:SER:HB2	1:K:305:ILE:HG12	1.99	0.44
1:L:233:MET:N	1:L:233:MET:SD	2.90	0.44
1:N:69:MET:HE3	1:N:522:THR:HB	1.96	0.44
1:N:230:ILE:HD11	1:N:261:THR:HG21	1.99	0.44
2:T:6:LEU:HD13	2:T:7:HIS:CD2	2.53	0.44

*Continued on next page...*

*Continued from previous page...*

Atom-1	Atom-2	Interatomic distance (Å)	Clash overlap (Å)
1:B:418:ALA:O	1:B:422:VAL:HG13	2.18	0.44
1:C:231:ARG:O	1:C:233:MET:N	2.51	0.44
1:C:513:LEU:HD11	1:D:388:GLU:CA	2.44	0.44
1:F:17:LEU:HD13	1:F:104:LEU:HD12	2.00	0.44
1:F:105:LYS:HB2	1:F:105:LYS:NZ	2.33	0.44
1:F:272:LYS:HB2	1:F:272:LYS:NZ	2.32	0.44
1:F:399:ALA:O	1:F:403:THR:HG23	2.17	0.44
1:H:342:ILE:HG23	1:H:372:LEU:HD11	2.00	0.44
1:H:420:ILE:CD1	1:H:448:GLU:HA	2.48	0.44
1:K:124:VAL:O	1:K:128:VAL:HG23	2.17	0.44
2:O:6:LEU:HD13	2:O:7:HIS:NE2	2.33	0.44
2:O:67:PHE:HA	2:O:92:LEU:H	1.82	0.44
2:S:47:ARG:HD3	2:S:49:LEU:HD12	2.00	0.44
2:S:77:LYS:HE3	2:S:80:ASN:HA	1.99	0.44
1:B:147:VAL:O	1:B:150:ILE:HG22	2.18	0.44
1:C:26:ALA:O	1:C:29:VAL:HG22	2.17	0.44
1:D:197:ARG:NH2	1:D:250:ILE:HG23	2.32	0.44
1:E:117:LYS:HE3	1:E:513:LEU:CD2	2.48	0.44
1:E:215:LEU:HB2	1:E:323:VAL:HG22	1.98	0.44
1:E:247:LEU:HD12	1:E:249:ILE:HG13	2.00	0.44
1:E:509:SER:HB2	1:F:384:ALA:HB3	1.99	0.44
1:G:210:THR:O	1:G:210:THR:HG22	2.18	0.44
1:H:69:MET:HE2	1:N:41:ASP:HB2	2.00	0.44
1:I:140:ASP:O	1:I:144:ILE:HG12	2.18	0.44
1:L:66:PHE:CZ	1:L:522:THR:HG22	2.53	0.44
1:M:65:LYS:O	1:M:66:PHE:HB2	2.18	0.44
2:R:12:VAL:HA	2:R:39:GLU:O	2.17	0.44
2:T:92:LEU:HD11	2:U:74:LYS:HG3	2.00	0.44
1:B:197:ARG:NH1	1:B:279:PRO:HA	2.33	0.43
1:B:324:VAL:HB	1:B:331:THR:HB	2.00	0.43
1:B:359:ASP:O	1:B:360:TYR:CB	2.66	0.43
1:C:221:LEU:HD13	1:C:317:LEU:HD21	1.99	0.43
1:C:222:LEU:HD23	1:C:289:LEU:HD22	1.99	0.43
1:D:429:LEU:HG	1:D:440:ILE:HD13	2.00	0.43
1:D:509:SER:HB3	1:E:388:GLU:OE1	2.18	0.43
1:E:351:GLN:HG2	1:F:210:THR:HG23	1.99	0.43
1:E:493:ILE:HD13	4:E:1526:ADP:C2	2.53	0.43
1:F:496:PRO:HG2	1:F:499:VAL:CG2	2.49	0.43
1:H:41:ASP:HB2	1:I:69:MET:SD	2.58	0.43
1:H:104:LEU:HA	1:H:107:VAL:HG22	2.00	0.43
1:I:150:ILE:HG21	1:I:494:LEU:CD2	2.47	0.43

*Continued on next page...*

*Continued from previous page...*

Atom-1	Atom-2	Interatomic distance (Å)	Clash overlap (Å)
1:I:475:ASN:HB2	1:I:487:ASN:ND2	2.33	0.43
1:J:321:LYS:HD2	1:J:334:ASP:OD2	2.17	0.43
1:K:444:LEU:O	1:K:447:MET:HB2	2.18	0.43
1:L:37:ASN:OD1	1:M:513:LEU:HD12	2.19	0.43
2:O:57:LEU:HD22	2:O:88:GLU:HB2	2.00	0.43
1:B:237:LEU:HD13	2:P:26:VAL:HG11	2.00	0.43
1:C:130:GLU:O	1:C:134:LEU:HD13	2.18	0.43
1:D:399:ALA:O	1:D:403:THR:HG23	2.18	0.43
1:D:432:GLN:HE21	1:D:436:GLN:HE22	1.66	0.43
1:E:432:GLN:HB2	1:E:436:GLN:OE1	2.19	0.43
1:F:19:GLY:HA2	1:F:62:LEU:CD2	2.48	0.43
1:G:85:ALA:O	1:G:401:HIS:HB3	2.18	0.43
1:H:66:PHE:HD1	1:H:520:MET:HE2	1.83	0.43
1:I:178:GLU:OE2	1:I:322:ARG:HD3	2.18	0.43
1:J:302:SER:HB2	1:J:305:ILE:HD12	2.00	0.43
1:L:40:LEU:N	1:L:40:LEU:HD22	2.33	0.43
1:L:201:SER:HA	1:L:202:PRO:HD3	1.92	0.43
1:M:237:LEU:O	1:M:240:VAL:HG22	2.18	0.43
1:M:475:ASN:HB2	1:M:487:ASN:ND2	2.32	0.43
1:N:466:ALA:O	1:N:470:LYS:HG2	2.17	0.43
2:R:6:LEU:HD13	2:R:7:HIS:CE1	2.53	0.43
1:A:130:GLU:O	1:A:134:LEU:HD13	2.18	0.43
1:A:414:GLY:HA2	1:A:495:ASP:OD2	2.18	0.43
1:B:18:ARG:HH11	1:B:18:ARG:CG	2.32	0.43
1:B:33:PRO:HG3	4:B:1526:ADP:C6	2.54	0.43
1:B:247:LEU:HB3	1:B:273:VAL:HG13	2.00	0.43
1:B:304:GLU:C	1:B:305:ILE:HD12	2.38	0.43
1:C:31:LEU:CD1	4:C:1526:ADP:H5'1	2.48	0.43
1:D:31:LEU:HD12	4:D:1526:ADP:H5'1	2.01	0.43
1:D:33:PRO:HD3	4:D:1526:ADP:C5	2.53	0.43
1:D:248:LEU:C	1:D:248:LEU:HD13	2.39	0.43
1:E:40:LEU:HD13	1:E:59:GLU:HG3	2.00	0.43
1:E:313:THR:HG22	1:E:314:LEU:H	1.83	0.43
1:F:290:GLN:O	1:F:294:THR:HG23	2.17	0.43
1:F:309:LEU:H	1:F:309:LEU:HD12	1.83	0.43
1:H:230:ILE:CD1	1:H:258:ALA:HA	2.43	0.43
1:H:420:ILE:HG13	1:H:451:LEU:CD2	2.42	0.43
1:I:179:ASP:HA	1:I:389:MET:CE	2.46	0.43
1:J:336:VAL:O	1:J:336:VAL:HG12	2.18	0.43
1:K:160:LYS:O	1:K:164:GLU:HG3	2.19	0.43
1:L:65:LYS:O	1:L:66:PHE:HB2	2.18	0.43

*Continued on next page...*

*Continued from previous page...*

Atom-1	Atom-2	Interatomic distance (Å)	Clash overlap (Å)
1:L:247:LEU:H	1:L:273:VAL:HG12	1.82	0.43
1:N:177:VAL:CG1	1:N:393:LYS:HG3	2.48	0.43
1:N:313:THR:CG2	1:N:314:LEU:H	2.30	0.43
2:O:12:VAL:HA	2:O:39:GLU:O	2.17	0.43
2:O:76:GLU:O	2:O:83:VAL:HG22	2.18	0.43
2:T:12:VAL:HG12	2:T:40:VAL:HA	1.98	0.43
1:B:392:LYS:O	1:B:396:VAL:HG23	2.17	0.43
1:B:513:LEU:CD1	1:C:388:GLU:HA	2.42	0.43
1:C:100:ILE:HD13	1:C:514:MET:SD	2.58	0.43
1:C:352:GLN:CB	1:C:365:LEU:HD11	2.25	0.43
1:D:447:MET:O	1:D:450:PRO:HD2	2.17	0.43
1:E:252:GLU:HG3	1:E:285:ARG:HH11	1.84	0.43
1:F:26:ALA:O	1:F:29:VAL:HG22	2.18	0.43
1:G:40:LEU:HD13	1:G:59:GLU:HG3	2.01	0.43
1:G:392:LYS:O	1:G:396:VAL:HG23	2.18	0.43
1:J:39:VAL:HG23	1:K:517:THR:HG21	1.98	0.43
1:J:117:LYS:HZ3	1:J:512:GLY:HA3	1.84	0.43
1:K:194:GLN:HG3	1:K:331:THR:HB	1.99	0.43
1:M:138:CYS:SG	1:M:144:ILE:HD13	2.58	0.43
1:M:149:THR:CG2	1:M:156:GLU:HA	2.49	0.43
1:N:229:ASN:HD21	1:N:231:ARG:HH12	1.66	0.43
1:A:102:GLU:HB2	1:A:442:VAL:HG13	1.99	0.43
1:B:5:ASP:HB2	1:B:524:LEU:CD2	2.48	0.43
1:C:23:LEU:C	1:C:23:LEU:HD13	2.39	0.43
1:C:225:LYS:HB3	1:C:225:LYS:HZ2	1.83	0.43
1:C:252:GLU:HG3	1:C:285:ARG:NH1	2.33	0.43
1:C:419:LEU:HD11	1:C:500:THR:HG23	1.99	0.43
1:D:355:GLU:HG3	1:D:357:THR:H	1.82	0.43
1:E:31:LEU:HD23	1:E:453:GLN:HB3	2.01	0.43
1:E:349:ILE:O	1:E:353:ILE:HG13	2.18	0.43
1:F:144:ILE:O	1:F:147:VAL:HG22	2.17	0.43
1:G:20:VAL:HG13	1:G:74:VAL:HG11	2.00	0.43
1:G:365:LEU:O	1:G:369:VAL:HG23	2.19	0.43
1:I:23:LEU:C	1:I:23:LEU:CD1	2.87	0.43
1:I:46:ALA:HB1	1:I:47:PRO:HD2	2.01	0.43
1:I:186:GLU:HB2	1:I:380:LYS:HB2	2.00	0.43
1:K:496:PRO:HD2	1:K:499:VAL:HG21	2.00	0.43
1:M:66:PHE:O	1:M:69:MET:HB2	2.18	0.43
1:M:496:PRO:O	1:M:499:VAL:HG22	2.18	0.43
1:N:225:LYS:HD3	1:N:303:GLU:CD	2.39	0.43
2:Q:50:GLU:O	2:Q:50:GLU:HG2	2.18	0.43

*Continued on next page...*



*Continued from previous page...*

Atom-1	Atom-2	Interatomic distance (Å)	Clash overlap (Å)
1:A:262:LEU:HD11	1:A:273:VAL:CB	2.41	0.43
1:A:381:VAL:CG1	1:A:392:LYS:HG3	2.49	0.43
1:B:147:VAL:HG12	1:B:494:LEU:HB2	2.00	0.43
1:B:432:GLN:HB2	1:B:436:GLN:OE1	2.19	0.43
1:C:113:PRO:HB3	1:C:516:THR:HA	2.01	0.43
1:E:214:GLU:HA	1:E:323:VAL:O	2.19	0.43
1:E:518:GLU:HG2	1:F:29:VAL:HB	2.01	0.43
1:F:254:VAL:HG12	1:F:259:LEU:HG	2.00	0.43
1:F:349:ILE:HG21	1:F:369:VAL:CG2	2.48	0.43
1:G:16:MET:O	1:G:20:VAL:HG23	2.19	0.43
1:G:247:LEU:HD13	1:G:248:LEU:N	2.33	0.43
1:G:349:ILE:HG21	1:G:369:VAL:HG22	1.99	0.43
1:H:411:VAL:HB	1:H:494:LEU:HD12	2.00	0.43
1:K:112:ASN:HA	1:K:113:PRO:HD3	1.93	0.43
1:K:351:GLN:O	1:K:354:GLU:HG2	2.18	0.43
1:L:15:LYS:O	1:L:67:GLU:HG2	2.18	0.43
2:O:55:LYS:CD	2:O:55:LYS:H	2.32	0.43
2:P:3:ILE:H	2:P:3:ILE:HD12	1.82	0.43
2:P:12:VAL:HG22	2:P:86:MET:SD	2.58	0.43
2:R:47:ARG:HG2	2:R:49:LEU:H	1.83	0.43
2:R:79:ASP:O	2:R:80:ASN:CB	2.66	0.43
1:B:355:GLU:HG3	1:B:357:THR:H	1.83	0.43
1:C:226:LYS:HB2	1:C:253:ASP:HB3	2.00	0.43
1:C:261:THR:CB	2:Q:29:GLY:H	2.32	0.43
1:E:19:GLY:HA3	1:E:67:GLU:O	2.19	0.43
1:E:31:LEU:HD23	1:E:453:GLN:CB	2.49	0.43
1:E:31:LEU:HD22	1:E:94:VAL:HG21	2.01	0.43
1:E:128:VAL:HG21	1:E:505:GLN:HE21	1.83	0.43
1:E:309:LEU:HD12	1:E:309:LEU:H	1.84	0.43
1:H:56:VAL:O	1:H:60:ILE:HG12	2.18	0.43
1:H:458:CYS:SG	1:H:480:ALA:HB1	2.58	0.43
1:I:6:VAL:HG13	1:I:519:CYS:SG	2.59	0.43
1:I:19:GLY:HA3	1:I:67:GLU:O	2.17	0.43
1:J:215:LEU:HB2	1:J:323:VAL:CG1	2.49	0.43
1:K:104:LEU:O	1:K:107:VAL:HG22	2.19	0.43
1:K:254:VAL:HG12	1:K:259:LEU:HB2	1.99	0.43
1:L:362:ARG:HG2	1:L:362:ARG:HH11	1.84	0.43
1:M:325:ILE:HG12	1:M:330:THR:HG23	2.00	0.43
2:U:78:ILE:CD1	2:U:83:VAL:HG21	2.47	0.43
1:A:147:VAL:HG23	1:A:403:THR:HG22	2.01	0.43
1:A:214:GLU:HA	1:A:323:VAL:O	2.19	0.43

*Continued on next page...*



*Continued from previous page...*

Atom-1	Atom-2	Interatomic distance (Å)	Clash overlap (Å)
1:A:388:GLU:HA	1:G:513:LEU:HD11	2.01	0.43
1:B:187:LEU:HD13	1:B:379:ILE:HG12	2.01	0.43
1:B:214:GLU:HA	1:B:323:VAL:O	2.18	0.43
1:B:219:PHE:HB3	1:B:317:LEU:HB3	2.01	0.43
1:C:147:VAL:HG23	1:C:403:THR:HG22	2.00	0.43
1:C:204:PHE:O	1:C:204:PHE:CG	2.71	0.43
1:C:288:MET:HG2	1:C:368:ARG:HE	1.83	0.43
1:D:37:ASN:HB3	1:D:49:ILE:CG2	2.48	0.43
1:D:199:TYR:CE1	1:D:202:PRO:HA	2.53	0.43
1:F:64:ASP:HB3	1:F:67:GLU:HB2	2.00	0.43
1:F:365:LEU:HD13	1:F:366:GLN:HE22	1.82	0.43
1:G:120:ILE:O	1:G:124:VAL:HG23	2.19	0.43
1:K:66:PHE:CZ	1:K:522:THR:HG22	2.54	0.43
1:K:144:ILE:CD1	1:K:407:VAL:HG22	2.49	0.43
1:N:294:THR:HG21	1:N:345:ARG:HB2	2.01	0.43
2:P:77:LYS:HA	2:P:81:GLU:O	2.18	0.43
1:B:64:ASP:HB3	1:B:67:GLU:HB2	2.00	0.43
1:C:204:PHE:CE1	1:C:274:ALA:HB3	2.54	0.43
1:D:228:SER:HA	1:D:255:GLU:HB2	2.00	0.43
1:E:311:LYS:O	1:E:312:ALA:HB2	2.19	0.43
1:G:124:VAL:HG21	1:G:508:ALA:CB	2.49	0.43
1:G:187:LEU:CD1	1:G:187:LEU:C	2.87	0.43
1:G:353:ILE:HG12	1:G:366:GLN:HE22	1.84	0.43
1:G:418:ALA:O	1:G:422:VAL:HG13	2.18	0.43
1:H:259:LEU:O	1:H:263:VAL:HG23	2.19	0.43
1:I:230:ILE:HG12	1:I:261:THR:OG1	2.19	0.43
1:J:218:PRO:HG2	1:J:323:VAL:HG12	2.00	0.43
1:J:233:MET:SD	1:J:233:MET:N	2.92	0.43
1:K:237:LEU:O	1:K:240:VAL:HG22	2.18	0.43
1:A:19:GLY:HA3	1:A:67:GLU:O	2.19	0.43
1:A:85:ALA:O	1:A:401:HIS:HB3	2.18	0.43
1:B:518:GLU:HB2	1:C:36:ARG:HB3	2.01	0.43
1:E:50:THR:HA	1:E:391:GLU:OE1	2.19	0.43
1:F:169:VAL:HG11	1:F:377:ALA:HB2	2.00	0.43
1:G:204:PHE:CE1	1:G:266:THR:HB	2.54	0.43
1:G:296:THR:HG22	1:G:335:GLY:HA3	2.00	0.43
1:G:349:ILE:HG21	1:G:369:VAL:CG2	2.48	0.43
1:H:124:VAL:O	1:H:128:VAL:HG23	2.18	0.43
1:I:293:ALA:HB2	1:I:300:VAL:HG13	2.01	0.43
1:J:15:LYS:O	1:J:67:GLU:HG2	2.19	0.43
1:L:160:LYS:O	1:L:164:GLU:HG3	2.18	0.43

*Continued on next page...*

*Continued from previous page...*

Atom-1	Atom-2	Interatomic distance (Å)	Clash overlap (Å)
1:L:313:THR:CG2	1:L:314:LEU:H	2.31	0.43
1:N:82:ASN:HB2	1:N:89:THR:OG1	2.18	0.43
1:N:194:GLN:HG3	1:N:331:THR:HB	2.01	0.43
2:O:74:LYS:HG3	2:U:92:LEU:HD11	2.01	0.43
2:P:84:LEU:HB3	2:P:86:MET:HE3	2.01	0.43
1:A:215:LEU:HB3	1:A:246:PRO:HB2	2.00	0.42
1:B:115:ASP:O	1:B:436:GLN:HG2	2.19	0.42
1:B:197:ARG:HB2	1:B:197:ARG:NH1	2.33	0.42
1:B:461:GLU:HB2	1:B:464:VAL:HB	2.01	0.42
1:E:4:LYS:HD3	1:E:521:VAL:HG12	2.01	0.42
1:E:33:PRO:HD3	4:E:1526:ADP:C5	2.54	0.42
1:E:461:GLU:H	1:E:461:GLU:HG2	1.58	0.42
1:F:33:PRO:HG3	4:F:1526:ADP:C6	2.54	0.42
1:F:352:GLN:HB3	1:F:365:LEU:HG	2.01	0.42
1:F:417:VAL:O	1:F:420:ILE:HG22	2.18	0.42
1:G:199:TYR:HB3	1:G:325:ILE:CG2	2.48	0.42
1:I:411:VAL:HB	1:I:494:LEU:HD12	2.00	0.42
1:K:131:LEU:HD21	1:K:500:THR:HG22	2.01	0.42
1:L:338:GLU:HA	1:L:338:GLU:OE1	2.19	0.42
1:N:199:TYR:CE1	1:N:202:PRO:HA	2.54	0.42
2:U:7:HIS:HB2	2:U:46:GLY:O	2.18	0.42
1:B:210:THR:HG22	1:B:210:THR:O	2.18	0.42
1:D:76:GLU:OE1	1:E:387:VAL:HG13	2.19	0.42
1:D:128:VAL:HG21	1:D:505:GLN:HE21	1.84	0.42
1:E:392:LYS:O	1:E:396:VAL:HG23	2.18	0.42
1:F:147:VAL:HA	1:F:150:ILE:HG22	2.01	0.42
1:K:65:LYS:O	1:K:66:PHE:HB2	2.19	0.42
1:K:277:LYS:HB2	1:K:277:LYS:NZ	2.35	0.42
1:N:177:VAL:HG11	1:N:393:LYS:HG3	2.01	0.42
1:N:487:ASN:O	1:N:491:MET:HG3	2.19	0.42
2:U:48:ILE:O	2:U:49:LEU:HD23	2.19	0.42
1:A:64:ASP:HB3	1:A:67:GLU:HB2	2.01	0.42
1:B:21:ASN:HA	1:B:97:GLN:HE22	1.84	0.42
1:C:18:ARG:HH11	1:C:18:ARG:HG2	1.85	0.42
1:C:240:VAL:HG11	1:C:247:LEU:HB2	2.02	0.42
1:C:257:GLU:HG3	2:Q:31:ALA:CB	2.50	0.42
1:D:112:ASN:ND2	1:E:34:LYS:HG2	2.33	0.42
1:E:206:ASN:HB3	1:E:214:GLU:H	1.84	0.42
1:F:30:THR:CG2	1:F:38:VAL:HG23	2.50	0.42
1:G:496:PRO:HG2	1:G:499:VAL:CG2	2.49	0.42
1:H:130:GLU:HA	1:H:130:GLU:OE1	2.20	0.42

*Continued on next page...*

*Continued from previous page...*

Atom-1	Atom-2	Interatomic distance (Å)	Clash overlap (Å)
1:H:206:ASN:C	1:H:207:LYS:HD2	2.40	0.42
1:H:277:LYS:NZ	1:H:277:LYS:HB2	2.33	0.42
1:I:229:ASN:HD21	1:I:231:ARG:NH1	2.17	0.42
1:J:17:LEU:HB2	1:J:104:LEU:CD2	2.49	0.42
1:J:37:ASN:HD22	1:K:517:THR:HA	1.84	0.42
1:J:295:LEU:HD23	1:J:332:ILE:HD11	2.02	0.42
1:J:443:ALA:O	1:J:447:MET:HG3	2.19	0.42
1:M:37:ASN:HD22	1:N:517:THR:HA	1.85	0.42
1:M:249:ILE:HB	1:M:275:ALA:CB	2.50	0.42
1:A:39:VAL:HA	1:A:48:THR:O	2.19	0.42
1:A:71:ALA:HA	1:A:74:VAL:HG22	2.01	0.42
1:A:197:ARG:HG2	1:A:277:LYS:O	2.18	0.42
1:B:142:LYS:O	1:B:146:GLN:HG3	2.20	0.42
1:B:261:THR:CB	2:P:29:GLY:H	2.26	0.42
1:C:144:ILE:O	1:C:147:VAL:HG22	2.19	0.42
1:C:225:LYS:CD	1:C:309:LEU:HG	2.49	0.42
1:D:85:ALA:O	1:D:401:HIS:HB3	2.20	0.42
1:D:215:LEU:HB3	1:D:246:PRO:HB2	2.02	0.42
1:F:23:LEU:C	1:F:23:LEU:CD1	2.88	0.42
1:F:124:VAL:HG21	1:F:508:ALA:CB	2.49	0.42
1:J:26:ALA:O	1:J:29:VAL:HG22	2.19	0.42
1:J:308:GLU:HG2	1:J:309:LEU:N	2.35	0.42
1:L:420:ILE:HG13	1:L:451:LEU:CD2	2.44	0.42
1:M:177:VAL:CG1	1:M:393:LYS:HG3	2.49	0.42
1:M:228:SER:HB3	1:M:255:GLU:OE1	2.20	0.42
1:N:193:MET:H	1:N:332:ILE:HG13	1.84	0.42
1:A:124:VAL:HG21	1:A:508:ALA:CB	2.49	0.42
1:A:399:ALA:O	1:A:403:THR:HG23	2.20	0.42
1:B:219:PHE:O	1:B:247:LEU:HD22	2.20	0.42
1:D:124:VAL:HG13	1:D:504:LEU:CD1	2.49	0.42
1:E:124:VAL:HG21	1:E:508:ALA:CB	2.49	0.42
1:E:240:VAL:HG21	1:E:247:LEU:HD23	2.02	0.42
1:F:31:LEU:HD12	4:F:1526:ADP:H5'1	2.00	0.42
1:F:350:ARG:HA	1:F:353:ILE:HD12	2.01	0.42
1:G:478:TYR:HB2	1:G:485:TYR:CE2	2.54	0.42
1:I:225:LYS:HD3	1:I:303:GLU:CG	2.49	0.42
1:L:32:GLY:H	1:L:457:ASN:HD22	1.67	0.42
1:M:271:VAL:HG12	1:M:273:VAL:HG13	2.01	0.42
1:M:284:ARG:HG2	1:M:364:LYS:HE2	2.00	0.42
1:M:421:ARG:HD2	1:M:474:GLY:O	2.20	0.42
1:N:386:GLU:HG2	1:N:390:LYS:HE2	2.01	0.42

*Continued on next page...*

*Continued from previous page...*

Atom-1	Atom-2	Interatomic distance (Å)	Clash overlap (Å)
2:O:4:ARG:HB3	2:U:94:ILE:O	2.19	0.42
1:A:37:ASN:OD1	1:A:51:LYS:HB2	2.19	0.42
1:A:239:ALA:HB1	1:A:314:LEU:CD2	2.49	0.42
1:B:20:VAL:HG13	1:B:74:VAL:HG11	2.00	0.42
1:B:291:ASP:HB3	1:B:345:ARG:HH21	1.83	0.42
1:C:199:TYR:O	1:C:199:TYR:CD1	2.72	0.42
1:C:221:LEU:HD11	1:C:301:ILE:CD1	2.49	0.42
1:C:392:LYS:O	1:C:396:VAL:HG23	2.20	0.42
1:D:291:ASP:HB2	1:D:372:LEU:HD21	2.00	0.42
1:D:418:ALA:O	1:D:422:VAL:HG13	2.19	0.42
1:D:496:PRO:HG2	1:D:499:VAL:CG2	2.49	0.42
1:E:103:GLY:O	1:E:107:VAL:HG23	2.20	0.42
1:E:496:PRO:HG2	1:E:499:VAL:CG2	2.49	0.42
1:F:56:VAL:O	1:F:60:ILE:HG12	2.20	0.42
1:G:124:VAL:HG21	1:G:508:ALA:HB1	2.01	0.42
1:G:478:TYR:OH	1:G:483:GLU:HA	2.20	0.42
1:H:386:GLU:HG2	1:H:390:LYS:HE2	2.02	0.42
1:H:496:PRO:O	1:H:499:VAL:HG22	2.20	0.42
1:I:259:LEU:O	1:I:263:VAL:HG23	2.20	0.42
1:L:194:GLN:HG3	1:L:331:THR:HB	2.01	0.42
1:L:496:PRO:O	1:L:499:VAL:HG22	2.18	0.42
1:M:178:GLU:OE2	1:M:322:ARG:HD3	2.19	0.42
2:O:6:LEU:HD22	2:O:6:LEU:HA	1.84	0.42
1:C:33:PRO:HD3	4:C:1526:ADP:C5	2.54	0.42
1:C:66:PHE:CZ	1:C:522:THR:HG22	2.55	0.42
1:D:42:LYS:HB2	1:D:44:PHE:CD2	2.54	0.42
1:E:147:VAL:HG12	1:E:494:LEU:HB2	2.01	0.42
1:F:443:ALA:O	1:F:447:MET:HG3	2.19	0.42
1:G:147:VAL:O	1:G:150:ILE:HG22	2.18	0.42
1:I:124:VAL:HG13	1:I:504:LEU:HD13	2.02	0.42
1:K:494:LEU:N	1:K:494:LEU:HD23	2.34	0.42
1:M:130:GLU:OE1	1:M:130:GLU:HA	2.19	0.42
1:N:46:ALA:HB1	1:N:47:PRO:HD2	2.02	0.42
2:R:43:VAL:HG23	2:R:61:VAL:HG22	2.01	0.42
1:B:150:ILE:HD11	4:B:1526:ADP:N7	2.34	0.42
1:B:302:SER:CB	1:B:305:ILE:HB	2.49	0.42
1:B:309:LEU:H	1:B:309:LEU:HD12	1.84	0.42
1:B:360:TYR:O	1:B:364:LYS:HG2	2.19	0.42
1:C:33:PRO:HA	1:C:153:ASN:HD21	1.82	0.42
1:C:76:GLU:OE1	1:D:387:VAL:HG13	2.20	0.42
1:C:183:LEU:HD22	1:C:384:ALA:HA	2.01	0.42

*Continued on next page...*

*Continued from previous page...*

Atom-1	Atom-2	Interatomic distance (Å)	Clash overlap (Å)
1:K:224:ASP:CB	1:K:302:SER:HA	2.50	0.42
1:L:177:VAL:CG1	1:L:393:LYS:HG3	2.49	0.42
1:L:239:ALA:HB1	1:L:314:LEU:CD1	2.46	0.42
1:M:8:PHE:HA	1:M:12:ALA:HB2	2.01	0.42
1:M:106:ALA:O	1:M:111:MET:HB2	2.19	0.42
1:M:116:LEU:HD23	1:M:435:ASP:O	2.19	0.42
1:N:65:LYS:O	1:N:66:PHE:HB2	2.20	0.42
1:N:237:LEU:O	1:N:240:VAL:HG22	2.20	0.42
1:N:247:LEU:HB3	1:N:273:VAL:CG1	2.50	0.42
1:N:496:PRO:HD2	1:N:499:VAL:CG2	2.49	0.42
2:S:31:ALA:O	2:S:32:ALA:HB3	2.19	0.42
1:D:220:ILE:HD12	1:D:296:THR:HG21	2.02	0.42
1:E:512:GLY:O	1:E:516:THR:HG23	2.20	0.42
1:F:120:ILE:O	1:F:124:VAL:HG23	2.19	0.42
1:F:313:THR:HG22	1:F:314:LEU:H	1.85	0.42
1:G:71:ALA:HA	1:G:74:VAL:HG22	2.01	0.42
1:H:66:PHE:CZ	1:H:522:THR:HG22	2.54	0.42
1:H:117:LYS:HD2	1:H:516:THR:CG2	2.50	0.42
1:H:262:LEU:O	1:H:266:THR:HG23	2.19	0.42
1:J:102:GLU:OE1	1:J:102:GLU:HA	2.20	0.42
1:K:191:GLU:HB3	1:K:295:LEU:HD11	2.02	0.42
1:K:215:LEU:HB2	1:K:218:PRO:HG3	2.02	0.42
1:M:13:ARG:HA	1:M:16:MET:CE	2.50	0.42
1:M:20:VAL:HG23	1:M:74:VAL:HG21	2.02	0.42
1:M:57:ALA:O	1:M:75:LYS:HE3	2.20	0.42
1:M:455:VAL:HG13	1:M:460:GLU:HB2	2.02	0.42
1:N:400:LEU:HD21	1:N:404:ARG:HE	1.83	0.42
1:N:426:LEU:HD11	1:N:444:LEU:HD21	2.01	0.42
1:A:388:GLU:OE1	1:G:509:SER:HB3	2.20	0.42
1:D:265:ASN:HB3	1:D:271:VAL:HG22	2.02	0.42
1:D:302:SER:CB	1:D:305:ILE:HB	2.50	0.42
1:E:147:VAL:HA	1:E:150:ILE:HG22	2.02	0.42
1:F:69:MET:O	1:F:73:MET:HG3	2.20	0.42
1:G:28:LYS:HD2	1:G:453:GLN:CD	2.41	0.42
1:G:31:LEU:CD1	4:G:1526:ADP:H5'1	2.50	0.42
1:G:37:ASN:OD1	1:G:51:LYS:HB2	2.20	0.42
1:G:265:ASN:OD1	2:U:27:LEU:HB3	2.19	0.42
1:J:49:ILE:HG21	1:K:513:LEU:HD11	2.01	0.42
1:M:56:VAL:O	1:M:60:ILE:HG12	2.20	0.42
1:N:112:ASN:HA	1:N:113:PRO:HD3	1.89	0.42
1:N:120:ILE:O	1:N:124:VAL:HG23	2.20	0.42

*Continued on next page...*

*Continued from previous page...*

Atom-1	Atom-2	Interatomic distance (Å)	Clash overlap (Å)
1:N:420:ILE:HG13	1:N:451:LEU:CD2	2.43	0.42
2:P:78:ILE:CD1	2:P:83:VAL:HG21	2.50	0.42
2:U:6:LEU:HD23	2:U:6:LEU:HA	1.95	0.42
1:B:23:LEU:C	1:B:23:LEU:HD13	2.40	0.41
1:B:217:SER:N	1:B:218:PRO:HD3	2.35	0.41
1:B:247:LEU:HB3	1:B:273:VAL:HG22	2.02	0.41
1:F:247:LEU:HD13	1:F:248:LEU:N	2.35	0.41
1:G:219:PHE:O	1:G:247:LEU:HD22	2.20	0.41
1:H:177:VAL:HG11	1:H:393:LYS:HG3	2.02	0.41
1:H:179:ASP:HA	1:H:389:MET:HE3	2.01	0.41
1:I:166:MET:HE1	1:I:407:VAL:HG21	2.02	0.41
1:I:169:VAL:HG22	1:I:173:GLY:HA3	2.02	0.41
1:M:17:LEU:HB2	1:M:104:LEU:CD2	2.49	0.41
1:M:235:PRO:HG3	1:M:310:GLU:HG3	2.02	0.41
2:S:60:LYS:HG2	2:S:63:ASP:OD2	2.20	0.41
1:A:228:SER:HA	1:A:255:GLU:HB2	2.01	0.41
1:A:349:ILE:HG22	1:A:353:ILE:HG13	2.02	0.41
1:B:28:LYS:HG2	1:B:94:VAL:HG22	2.02	0.41
1:B:266:THR:HA	1:B:271:VAL:O	2.20	0.41
1:C:149:THR:HG23	1:C:155:ASP:C	2.40	0.41
1:C:286:LYS:HA	1:C:289:LEU:HD12	2.01	0.41
1:D:142:LYS:O	1:D:146:GLN:HG3	2.19	0.41
1:E:10:ASN:O	1:E:14:VAL:HG23	2.19	0.41
1:E:37:ASN:HB3	1:E:49:ILE:CG2	2.49	0.41
1:E:200:LEU:HD22	1:E:254:VAL:HB	2.02	0.41
1:E:215:LEU:HD22	1:E:246:PRO:HB3	2.01	0.41
1:F:19:GLY:HA3	1:F:67:GLU:O	2.20	0.41
1:F:25:ASP:HA	1:F:28:LYS:HD3	2.02	0.41
1:F:221:LEU:HD13	1:F:317:LEU:HD21	2.02	0.41
1:I:362:ARG:HG2	1:I:362:ARG:HH11	1.84	0.41
1:K:266:THR:HG21	1:K:273:VAL:O	2.20	0.41
1:K:460:GLU:O	1:K:462:PRO:HD3	2.20	0.41
1:L:155:ASP:HB2	1:L:395:ARG:NH2	2.33	0.41
2:O:74:LYS:HB2	2:O:85:ILE:HB	2.02	0.41
2:R:78:ILE:HD13	2:R:83:VAL:CG2	2.44	0.41
2:U:3:ILE:HD13	2:U:11:ILE:HG21	2.03	0.41
1:A:28:LYS:HG2	1:A:94:VAL:HG22	2.01	0.41
1:A:313:THR:HG22	1:A:314:LEU:N	2.35	0.41
1:B:165:ALA:O	1:B:169:VAL:HG22	2.20	0.41
1:B:199:TYR:O	1:B:199:TYR:CD1	2.72	0.41
1:B:496:PRO:HG2	1:B:499:VAL:CG2	2.50	0.41

*Continued on next page...*

*Continued from previous page...*

Atom-1	Atom-2	Interatomic distance (Å)	Clash overlap (Å)
1:C:21:ASN:HD22	1:C:97:GLN:HE22	1.68	0.41
1:F:82:ASN:ND2	1:F:86:GLY:HA2	2.35	0.41
1:F:288:MET:HG2	1:F:368:ARG:HE	1.85	0.41
1:F:291:ASP:HB2	1:F:372:LEU:CD2	2.50	0.41
1:G:348:GLN:HE22	1:G:352:GLN:HE21	1.68	0.41
1:H:478:TYR:HB2	1:H:485:TYR:CE2	2.56	0.41
1:I:504:LEU:O	1:I:504:LEU:HD22	2.20	0.41
1:J:233:MET:HE1	1:J:309:LEU:HD13	2.03	0.41
1:J:428:ASP:O	1:J:430:ARG:HG2	2.20	0.41
1:K:20:VAL:CG2	1:K:74:VAL:HG21	2.50	0.41
1:L:287:ALA:HB1	1:L:368:ARG:NH2	2.35	0.41
1:M:443:ALA:O	1:M:447:MET:HG3	2.20	0.41
1:N:321:LYS:HD2	1:N:334:ASP:OD2	2.20	0.41
1:N:426:LEU:CD1	1:N:444:LEU:HD21	2.49	0.41
2:S:73:VAL:HG11	2:S:84:LEU:HD23	2.02	0.41
1:A:262:LEU:O	1:A:266:THR:HG23	2.19	0.41
1:B:217:SER:N	1:B:218:PRO:CD	2.84	0.41
1:B:252:GLU:HG3	1:B:285:ARG:HH11	1.86	0.41
1:C:199:TYR:CZ	1:C:202:PRO:HA	2.56	0.41
1:D:207:LYS:CB	1:D:208:PRO:HD3	2.45	0.41
1:H:40:LEU:HD22	1:H:40:LEU:N	2.36	0.41
1:H:116:LEU:HD23	1:H:435:ASP:O	2.20	0.41
1:I:277:LYS:HB2	1:I:277:LYS:NZ	2.34	0.41
1:J:27:VAL:HG11	1:J:93:THR:HG21	2.02	0.41
1:J:46:ALA:HB1	1:J:47:PRO:HD2	2.02	0.41
1:K:116:LEU:HD23	1:K:435:ASP:O	2.20	0.41
1:L:350:ARG:HE	1:L:369:VAL:HG11	1.85	0.41
1:M:84:ALA:O	1:M:498:LYS:HE2	2.20	0.41
1:B:209:GLU:O	1:B:210:THR:CB	2.68	0.41
1:B:350:ARG:HA	1:B:353:ILE:HD12	2.03	0.41
1:C:518:GLU:HB2	1:D:36:ARG:HB3	2.02	0.41
1:G:85:ALA:HB3	1:G:499:VAL:HG12	2.01	0.41
1:J:277:LYS:HB2	1:J:277:LYS:NZ	2.36	0.41
1:L:166:MET:HE2	1:L:171:LYS:HA	2.02	0.41
1:M:102:GLU:HB2	1:M:442:VAL:HG13	2.01	0.41
1:M:225:LYS:HD3	1:M:303:GLU:CG	2.49	0.41
1:N:409:GLU:OE1	1:N:498:LYS:HA	2.20	0.41
1:N:444:LEU:O	1:N:447:MET:HB2	2.20	0.41
2:O:43:VAL:HG23	2:O:61:VAL:HG22	2.03	0.41
2:S:18:GLU:OE1	2:S:33:ALA:HB3	2.20	0.41
1:A:209:GLU:C	1:A:211:GLY:H	2.23	0.41

*Continued on next page...*



*Continued from previous page...*

Atom-1	Atom-2	Interatomic distance (Å)	Clash overlap (Å)
1:A:361:ASP:O	1:A:365:LEU:HB2	2.20	0.41
1:B:195:PHE:CD1	1:B:197:ARG:NH1	2.88	0.41
1:C:124:VAL:HG21	1:C:508:ALA:HB1	2.03	0.41
1:C:200:LEU:HD12	1:C:200:LEU:N	2.36	0.41
1:C:231:ARG:HH11	1:C:231:ARG:HD2	1.75	0.41
1:C:320:ALA:HA	1:C:335:GLY:HA2	2.02	0.41
1:D:17:LEU:HD13	1:D:104:LEU:HD12	2.03	0.41
1:D:100:ILE:HD13	1:D:514:MET:SD	2.61	0.41
1:D:426:LEU:HB2	1:D:444:LEU:HD21	2.02	0.41
1:G:26:ALA:O	1:G:29:VAL:HG22	2.21	0.41
1:G:209:GLU:O	1:G:210:THR:CB	2.69	0.41
1:G:466:ALA:O	1:G:470:LYS:HG3	2.21	0.41
1:J:409:GLU:OE1	1:J:498:LYS:HA	2.20	0.41
1:K:186:GLU:HB2	1:K:380:LYS:HB2	2.03	0.41
1:K:285:ARG:HG3	1:K:286:LYS:N	2.36	0.41
1:M:101:THR:O	1:M:105:LYS:HG3	2.20	0.41
2:Q:77:LYS:HE3	2:Q:80:ASN:HA	2.01	0.41
2:T:66:ILE:HB	2:T:93:ALA:HB3	2.02	0.41
1:A:31:LEU:HD12	4:A:1526:ADP:C5'	2.51	0.41
1:A:280:GLY:H	1:A:285:ARG:HB3	1.85	0.41
1:A:451:LEU:HD11	1:A:469:VAL:HG11	2.03	0.41
1:B:33:PRO:HA	1:B:153:ASN:ND2	2.35	0.41
1:C:24:ALA:O	1:C:28:LYS:HG3	2.21	0.41
1:C:225:LYS:O	1:C:251:ALA:HB1	2.21	0.41
1:D:150:ILE:HD11	4:D:1526:ADP:N7	2.36	0.41
1:D:197:ARG:HD2	1:D:279:PRO:HA	2.02	0.41
1:D:313:THR:HG22	1:D:314:LEU:N	2.36	0.41
1:E:144:ILE:O	1:E:147:VAL:HG22	2.20	0.41
1:E:414:GLY:O	1:E:417:VAL:HG12	2.21	0.41
1:F:128:VAL:HG21	1:F:505:GLN:HE21	1.85	0.41
1:G:10:ASN:O	1:G:14:VAL:HG23	2.21	0.41
1:G:432:GLN:HB2	1:G:436:GLN:NE2	2.36	0.41
1:H:238:GLU:O	1:H:241:ALA:HB3	2.20	0.41
1:J:496:PRO:HD2	1:J:499:VAL:CG2	2.49	0.41
1:K:247:LEU:H	1:K:273:VAL:HG12	1.86	0.41
1:N:455:VAL:HG12	1:N:460:GLU:O	2.21	0.41
1:N:494:LEU:N	1:N:494:LEU:HD23	2.35	0.41
2:Q:12:VAL:HA	2:Q:39:GLU:O	2.21	0.41
2:R:12:VAL:HG22	2:R:86:MET:SD	2.60	0.41
1:A:2:ALA:HA	1:B:61:GLU:OE1	2.21	0.41
1:A:231:ARG:O	1:A:233:MET:N	2.53	0.41

*Continued on next page...*



*Continued from previous page...*

Atom-1	Atom-2	Interatomic distance (Å)	Clash overlap (Å)
1:A:320:ALA:HA	1:A:335:GLY:HA2	2.02	0.41
1:A:513:LEU:CD1	1:B:388:GLU:HA	2.44	0.41
1:B:206:ASN:CB	1:B:214:GLU:H	2.34	0.41
1:C:123:ALA:HB2	1:C:440:ILE:HG23	2.03	0.41
1:C:204:PHE:CG	1:C:274:ALA:HB2	2.55	0.41
1:E:288:MET:HA	1:E:291:ASP:OD1	2.20	0.41
1:F:479:ASN:HB3	1:F:482:THR:OG1	2.21	0.41
1:G:400:LEU:HD13	1:G:400:LEU:C	2.41	0.41
1:H:6:VAL:HG22	1:H:521:VAL:HG22	2.02	0.41
1:H:517:THR:HA	1:N:37:ASN:HD22	1.85	0.41
1:L:16:MET:HG3	1:L:520:MET:SD	2.60	0.41
1:L:66:PHE:O	1:L:69:MET:HB2	2.20	0.41
1:L:230:ILE:CD1	1:L:261:THR:HG21	2.50	0.41
1:M:224:ASP:HB3	1:M:302:SER:HA	2.03	0.41
1:M:277:LYS:HB2	1:M:277:LYS:NZ	2.35	0.41
1:M:385:THR:HG23	1:M:388:GLU:H	1.86	0.41
1:N:24:ALA:HA	1:N:27:VAL:HG12	2.02	0.41
1:N:124:VAL:O	1:N:128:VAL:HG23	2.21	0.41
1:N:227:ILE:HD11	1:N:309:LEU:HD11	2.03	0.41
2:O:78:ILE:CD1	2:O:83:VAL:HG21	2.50	0.41
2:P:84:LEU:HD12	2:P:84:LEU:N	2.36	0.41
1:A:236:VAL:HG22	1:A:312:ALA:O	2.19	0.41
1:B:313:THR:HG22	1:B:314:LEU:N	2.36	0.41
1:B:518:GLU:HG2	1:C:29:VAL:HB	2.03	0.41
1:C:150:ILE:HD11	4:C:1526:ADP:C5	2.56	0.41
1:D:54:VAL:HB	1:D:89:THR:HG21	2.03	0.41
1:D:161:LEU:HD11	1:D:187:LEU:CB	2.36	0.41
1:D:195:PHE:HE1	1:D:330:THR:HB	1.83	0.41
1:E:16:MET:O	1:E:20:VAL:HG23	2.20	0.41
1:E:33:PRO:HG3	4:E:1526:ADP:C6	2.56	0.41
1:E:278:ALA:HB1	1:E:279:PRO:CD	2.49	0.41
1:E:280:GLY:CA	1:E:285:ARG:HH21	2.34	0.41
1:E:400:LEU:HD13	1:E:400:LEU:C	2.42	0.41
1:F:420:ILE:HD11	1:F:470:LYS:HG3	2.01	0.41
1:G:142:LYS:HE2	1:G:146:GLN:OE1	2.20	0.41
1:G:178:GLU:O	1:G:380:LYS:HA	2.21	0.41
1:G:200:LEU:N	1:G:200:LEU:HD12	2.36	0.41
1:G:222:LEU:HD23	1:G:289:LEU:HD22	2.03	0.41
1:G:414:GLY:HA2	1:G:495:ASP:OD2	2.20	0.41
1:H:186:GLU:OE1	1:H:380:LYS:HD2	2.20	0.41
1:I:16:MET:HG3	1:I:520:MET:SD	2.61	0.41

*Continued on next page...*

*Continued from previous page...*

Atom-1	Atom-2	Interatomic distance (Å)	Clash overlap (Å)
1:I:272:LYS:HB2	1:I:272:LYS:HE2	1.92	0.41
1:J:223:ALA:HB3	1:J:251:ALA:HB2	2.03	0.41
1:J:247:LEU:H	1:J:273:VAL:HG12	1.86	0.41
1:K:13:ARG:HA	1:K:16:MET:CE	2.51	0.41
1:K:226:LYS:HG3	1:K:252:GLU:HB2	2.03	0.41
1:L:49:ILE:HD11	1:M:73:MET:HE1	2.03	0.41
1:L:149:THR:HG22	1:L:156:GLU:HA	2.02	0.41
1:M:66:PHE:CE2	1:M:522:THR:HG22	2.56	0.41
1:M:149:THR:HG22	1:M:156:GLU:HA	2.02	0.41
1:M:266:THR:HG21	1:M:273:VAL:O	2.21	0.41
1:M:356:ALA:HB1	1:M:362:ARG:HH21	1.85	0.41
1:M:409:GLU:OE1	1:M:498:LYS:HA	2.21	0.41
1:M:504:LEU:O	1:M:504:LEU:HD22	2.21	0.41
2:T:86:MET:HB2	2:T:90:ASP:OD2	2.21	0.41
2:U:50:GLU:HG2	2:U:50:GLU:O	2.21	0.41
1:A:36:ARG:CB	1:G:518:GLU:HB2	2.51	0.41
1:A:238:GLU:HG3	1:A:239:ALA:N	2.36	0.41
1:C:117:LYS:HE3	1:C:513:LEU:CD2	2.51	0.41
1:D:361:ASP:O	1:D:365:LEU:HB2	2.21	0.41
1:D:392:LYS:O	1:D:396:VAL:HG23	2.20	0.41
1:E:82:ASN:ND2	1:E:86:GLY:HA2	2.36	0.41
1:E:209:GLU:O	1:E:210:THR:CB	2.69	0.41
1:F:21:ASN:HA	1:F:97:GLN:HE22	1.86	0.41
1:G:112:ASN:HA	1:G:113:PRO:HD3	1.95	0.41
1:G:175:ILE:HG12	1:G:377:ALA:HB3	2.03	0.41
1:I:138:CYS:SG	1:I:144:ILE:HD13	2.61	0.41
1:J:116:LEU:HD23	1:J:435:ASP:O	2.21	0.41
1:K:41:ASP:OD1	1:L:69:MET:HG2	2.21	0.41
1:K:308:GLU:HB3	1:K:311:LYS:HD3	2.03	0.41
1:L:4:LYS:HD2	1:L:521:VAL:HG12	2.03	0.41
1:L:166:MET:HE3	1:L:407:VAL:HG21	2.02	0.41
1:L:199:TYR:HA	1:L:276:VAL:HG12	2.03	0.41
1:M:160:LYS:O	1:M:164:GLU:HG3	2.20	0.41
1:M:321:LYS:HD2	1:M:334:ASP:OD2	2.21	0.41
1:N:106:ALA:O	1:N:111:MET:HE2	2.21	0.41
1:N:179:ASP:HA	1:N:389:MET:CE	2.50	0.41
1:N:223:ALA:HB3	1:N:251:ALA:HB2	2.02	0.41
2:O:31:ALA:O	2:O:32:ALA:HB3	2.21	0.41
2:Q:7:HIS:O	2:Q:8:ASP:HB3	2.19	0.41
2:R:7:HIS:O	2:R:8:ASP:HB3	2.20	0.41
2:R:78:ILE:C	2:R:80:ASN:H	2.24	0.41

*Continued on next page...*

*Continued from previous page...*

Atom-1	Atom-2	Interatomic distance (Å)	Clash overlap (Å)
1:B:199:TYR:CE1	1:B:202:PRO:HA	2.56	0.40
1:C:217:SER:N	1:C:218:PRO:HD3	2.36	0.40
1:C:325:ILE:HG12	1:C:330:THR:HG23	2.03	0.40
1:D:30:THR:HG22	1:D:36:ARG:O	2.21	0.40
1:D:414:GLY:HA2	1:D:495:ASP:OD2	2.21	0.40
1:E:124:VAL:O	1:E:128:VAL:HG23	2.21	0.40
1:E:130:GLU:O	1:E:134:LEU:HD13	2.21	0.40
1:E:219:PHE:HB2	1:E:247:LEU:HD22	2.03	0.40
1:F:409:GLU:HG2	1:F:409:GLU:O	2.21	0.40
1:G:349:ILE:HG22	1:G:353:ILE:HG13	2.02	0.40
1:G:357:THR:HG22	1:G:359:ASP:O	2.21	0.40
1:G:443:ALA:O	1:G:447:MET:HG3	2.21	0.40
1:H:65:LYS:O	1:H:66:PHE:CB	2.68	0.40
1:H:230:ILE:HD13	1:H:230:ILE:N	2.36	0.40
1:I:65:LYS:O	1:I:66:PHE:CB	2.68	0.40
1:I:263:VAL:O	1:I:267:MET:HG2	2.20	0.40
1:I:288:MET:HA	1:I:288:MET:CE	2.51	0.40
1:J:178:GLU:OE2	1:J:322:ARG:HD3	2.21	0.40
1:K:66:PHE:HD1	1:K:520:MET:HE2	1.87	0.40
1:K:294:THR:HG21	1:K:345:ARG:HB2	2.03	0.40
1:M:179:ASP:HA	1:M:389:MET:CE	2.51	0.40
1:N:230:ILE:CD1	1:N:261:THR:HG21	2.51	0.40
1:A:147:VAL:HG12	1:A:494:LEU:HB2	2.04	0.40
1:A:496:PRO:HG2	1:A:499:VAL:CG2	2.51	0.40
1:B:200:LEU:HD12	1:B:200:LEU:N	2.36	0.40
1:D:26:ALA:O	1:D:29:VAL:HG22	2.21	0.40
1:E:21:ASN:HA	1:E:97:GLN:HE22	1.87	0.40
1:F:215:LEU:HB3	1:F:246:PRO:HB2	2.03	0.40
1:G:219:PHE:CE2	1:G:245:LYS:HB2	2.56	0.40
1:G:225:LYS:HD2	1:G:226:LYS:H	1.86	0.40
1:G:391:GLU:OE1	1:G:391:GLU:HA	2.22	0.40
1:I:193:MET:H	1:I:332:ILE:HG13	1.87	0.40
1:J:13:ARG:HB3	1:J:104:LEU:CD1	2.49	0.40
1:J:247:LEU:HB3	1:J:273:VAL:CG1	2.52	0.40
1:K:199:TYR:CE2	1:K:327:LYS:HA	2.57	0.40
1:K:241:ALA:HB2	1:K:271:VAL:HG21	2.04	0.40
1:L:223:ALA:HB3	1:L:251:ALA:HB2	2.01	0.40
1:L:259:LEU:O	1:L:263:VAL:HG23	2.21	0.40
1:L:426:LEU:CD1	1:L:444:LEU:HD21	2.51	0.40
1:L:494:LEU:HD23	1:L:494:LEU:N	2.36	0.40
1:M:15:LYS:O	1:M:67:GLU:HA	2.22	0.40

*Continued on next page...*

*Continued from previous page...*

Atom-1	Atom-2	Interatomic distance (Å)	Clash overlap (Å)
1:N:131:LEU:HD11	1:N:412:VAL:HG11	2.03	0.40
1:N:150:ILE:HG21	1:N:494:LEU:CD2	2.51	0.40
2:R:78:ILE:O	2:R:79:ASP:HB2	2.21	0.40
1:A:322:ARG:HG2	1:A:323:VAL:N	2.36	0.40
1:B:77:VAL:HG11	1:B:510:VAL:HG21	2.01	0.40
1:B:419:LEU:HA	1:B:422:VAL:HG22	2.03	0.40
1:C:116:LEU:HD23	1:C:435:ASP:O	2.19	0.40
1:C:518:GLU:HG2	1:D:29:VAL:HB	2.03	0.40
1:D:147:VAL:O	1:D:150:ILE:HG22	2.21	0.40
1:D:239:ALA:HB1	1:D:314:LEU:CD2	2.51	0.40
1:E:71:ALA:HA	1:E:74:VAL:HG22	2.04	0.40
1:E:100:ILE:HD13	1:E:514:MET:SD	2.62	0.40
1:F:73:MET:CE	1:G:49:ILE:HD11	2.50	0.40
1:F:465:VAL:O	1:F:469:VAL:HG23	2.22	0.40
1:J:124:VAL:HG21	1:J:508:ALA:CB	2.52	0.40
1:L:40:LEU:HD21	1:L:56:VAL:HG22	2.03	0.40
1:L:496:PRO:HD2	1:L:499:VAL:HG21	2.04	0.40
1:M:165:ALA:HB1	1:M:175:ILE:CD1	2.49	0.40
1:N:346:VAL:O	1:N:350:ARG:HG2	2.21	0.40
1:N:475:ASN:HB2	1:N:487:ASN:ND2	2.36	0.40
2:R:78:ILE:N	2:R:78:ILE:HD12	2.35	0.40
1:B:234:LEU:N	1:B:235:PRO:HD2	2.37	0.40
1:C:98:ALA:HB3	1:C:446:ALA:HB1	2.02	0.40
1:D:62:LEU:HD23	1:D:67:GLU:HB3	2.04	0.40
1:D:147:VAL:HA	1:D:150:ILE:HG22	2.03	0.40
1:D:493:ILE:HD13	4:D:1526:ADP:C2	2.56	0.40
1:E:23:LEU:CD1	1:E:23:LEU:C	2.89	0.40
1:E:73:MET:SD	1:F:49:ILE:HD11	2.62	0.40
1:E:76:GLU:OE1	1:F:387:VAL:HG13	2.22	0.40
1:E:219:PHE:HB3	1:E:317:LEU:HB3	2.03	0.40
1:E:257:GLU:HG3	2:S:31:ALA:HB1	2.03	0.40
1:F:2:ALA:HA	1:G:61:GLU:OE1	2.22	0.40
1:G:420:ILE:HD11	1:G:470:LYS:CG	2.51	0.40
1:H:205:ILE:HG23	1:H:212:ALA:O	2.21	0.40
1:I:166:MET:HE2	1:I:171:LYS:HA	2.04	0.40
1:J:461:GLU:HB2	1:J:464:VAL:HB	2.03	0.40
1:K:28:LYS:HD2	1:K:453:GLN:OE1	2.21	0.40
1:K:201:SER:HA	1:K:202:PRO:HD3	1.98	0.40
1:M:63:GLU:HB2	1:N:3:ALA:HB1	2.03	0.40
1:M:193:MET:H	1:M:332:ILE:HG13	1.86	0.40
1:M:348:GLN:O	1:M:352:GLN:HG3	2.22	0.40

*Continued on next page...*

Continued from previous page...

Atom-1	Atom-2	Interatomic distance (Å)	Clash overlap (Å)
1:N:219:PHE:HB3	1:N:317:LEU:HD23	2.02	0.40
1:N:247:LEU:HB3	1:N:273:VAL:HG11	2.02	0.40
2:T:69:ASP:HA	2:T:73:VAL:HG21	2.03	0.40
1:A:215:LEU:O	1:A:322:ARG:HG3	2.22	0.40
1:B:219:PHE:HB2	1:B:247:LEU:CD2	2.52	0.40
1:B:262:LEU:O	1:B:266:THR:HG23	2.21	0.40
1:C:278:ALA:HB1	1:C:279:PRO:CD	2.52	0.40
1:G:205:ILE:HG12	1:G:211:GLY:HA2	2.03	0.40
1:I:120:ILE:O	1:I:124:VAL:HG23	2.21	0.40
1:I:383:ALA:HB3	1:I:389:MET:HB2	2.04	0.40
1:J:13:ARG:HA	1:J:16:MET:HE3	2.03	0.40
1:J:13:ARG:HA	1:J:16:MET:HE2	2.02	0.40
1:J:342:ILE:HG23	1:J:372:LEU:HD11	2.03	0.40
1:J:426:LEU:HD23	1:J:426:LEU:N	2.37	0.40
1:J:465:VAL:O	1:J:469:VAL:HG23	2.22	0.40
1:M:219:PHE:HB3	1:M:317:LEU:HD23	2.03	0.40

There are no symmetry-related clashes.

## 5.3 Torsion angles [i](#)

### 5.3.1 Protein backbone [i](#)

In the following table, the Percentiles column shows the percent Ramachandran outliers of the chain as a percentile score with respect to all PDB entries followed by that with respect to all EM entries.

The Analysed column shows the number of residues for which the backbone conformation was analysed, and the total number of residues.

Mol	Chain	Analysed	Favoured	Allowed	Outliers	Percentiles	
1	A	523/526 (99%)	503 (96%)	13 (2%)	7 (1%)	12	48
1	B	523/526 (99%)	497 (95%)	19 (4%)	7 (1%)	12	48
1	C	523/526 (99%)	503 (96%)	11 (2%)	9 (2%)	9	42
1	D	523/526 (99%)	505 (97%)	10 (2%)	8 (2%)	10	46
1	E	523/526 (99%)	501 (96%)	14 (3%)	8 (2%)	10	46
1	F	523/526 (99%)	498 (95%)	16 (3%)	9 (2%)	9	42
1	G	523/526 (99%)	506 (97%)	8 (2%)	9 (2%)	9	42

Continued on next page...

Continued from previous page...

Mol	Chain	Analysed	Favoured	Allowed	Outliers	Percentiles	
1	H	523/526 (99%)	515 (98%)	6 (1%)	2 (0%)	34	72
1	I	523/526 (99%)	511 (98%)	9 (2%)	3 (1%)	25	66
1	J	523/526 (99%)	514 (98%)	8 (2%)	1 (0%)	47	81
1	K	523/526 (99%)	514 (98%)	7 (1%)	2 (0%)	34	72
1	L	523/526 (99%)	510 (98%)	12 (2%)	1 (0%)	47	81
1	M	523/526 (99%)	512 (98%)	10 (2%)	1 (0%)	47	81
1	N	523/526 (99%)	511 (98%)	7 (1%)	5 (1%)	15	55
2	O	95/97 (98%)	88 (93%)	4 (4%)	3 (3%)	4	26
2	P	95/97 (98%)	87 (92%)	4 (4%)	4 (4%)	3	22
2	Q	95/97 (98%)	87 (92%)	5 (5%)	3 (3%)	4	26
2	R	95/97 (98%)	87 (92%)	2 (2%)	6 (6%)	1	17
2	S	95/97 (98%)	86 (90%)	5 (5%)	4 (4%)	3	22
2	T	95/97 (98%)	86 (90%)	5 (5%)	4 (4%)	3	22
2	U	95/97 (98%)	87 (92%)	5 (5%)	3 (3%)	4	26
All	All	7987/8043 (99%)	7708 (96%)	180 (2%)	99 (1%)	17	50

All (99) Ramachandran outliers are listed below:

Mol	Chain	Res	Type
1	A	210	THR
1	A	312	ALA
1	B	210	THR
1	B	232	GLU
1	B	358	SER
1	C	232	GLU
1	C	312	ALA
1	D	210	THR
1	D	233	MET
1	D	312	ALA
1	E	210	THR
1	E	232	GLU
1	E	312	ALA
1	F	3	ALA
1	F	232	GLU
1	F	256	GLY
1	F	312	ALA
1	G	210	THR

Continued on next page...

*Continued from previous page...*

<b>Mol</b>	<b>Chain</b>	<b>Res</b>	<b>Type</b>
1	G	233	MET
1	G	279	PRO
1	I	66	PHE
1	J	66	PHE
1	K	66	PHE
1	L	66	PHE
1	M	66	PHE
1	N	66	PHE
2	O	7	HIS
2	O	32	ALA
2	P	7	HIS
2	Q	7	HIS
2	R	7	HIS
2	R	21	SER
2	R	32	ALA
2	R	51	ASN
2	R	80	ASN
2	S	7	HIS
2	S	51	ASN
2	T	7	HIS
2	T	51	ASN
2	U	7	HIS
2	U	51	ASN
1	A	232	GLU
1	A	282	GLY
1	A	306	GLY
1	A	358	SER
1	B	206	ASN
1	B	360	TYR
1	C	305	ILE
1	C	356	ALA
1	E	207	LYS
1	F	207	LYS
1	F	282	GLY
1	F	358	SER
1	G	207	LYS
1	H	66	PHE
1	H	356	ALA
1	I	525	PRO
2	P	32	ALA
2	R	53	GLU
2	S	52	GLY

*Continued on next page...*

*Continued from previous page...*

<b>Mol</b>	<b>Chain</b>	<b>Res</b>	<b>Type</b>
2	T	53	GLU
1	A	207	LYS
1	B	312	ALA
1	C	207	LYS
1	C	358	SER
1	D	207	LYS
1	D	358	SER
1	E	306	GLY
1	E	358	SER
1	F	209	GLU
1	F	525	PRO
1	G	312	ALA
1	N	197	ARG
2	P	51	ASN
2	Q	51	ASN
2	T	15	LYS
2	U	20	LYS
1	C	209	GLU
1	C	311	LYS
1	D	525	PRO
1	G	358	SER
2	O	51	ASN
2	Q	53	GLU
2	S	32	ALA
1	E	525	PRO
1	G	109	ALA
1	N	337	GLY
1	N	525	PRO
2	P	53	GLU
1	D	278	ALA
1	D	360	TYR
1	E	233	MET
1	G	230	ILE
1	N	152	ALA
1	B	305	ILE
1	C	230	ILE
1	K	525	PRO
1	I	337	GLY
1	G	525	PRO



### 5.3.2 Protein sidechains [i](#)

In the following table, the Percentiles column shows the percent sidechain outliers of the chain as a percentile score with respect to all PDB entries followed by that with respect to all EM entries.

The Analysed column shows the number of residues for which the sidechain conformation was analysed, and the total number of residues.

Mol	Chain	Analysed	Rotameric	Outliers	Percentiles	
1	A	404/406 (100%)	384 (95%)	20 (5%)	24	49
1	B	404/406 (100%)	383 (95%)	21 (5%)	23	48
1	C	404/406 (100%)	391 (97%)	13 (3%)	39	61
1	D	404/406 (100%)	383 (95%)	21 (5%)	23	48
1	E	404/406 (100%)	379 (94%)	25 (6%)	18	43
1	F	404/406 (100%)	380 (94%)	24 (6%)	19	45
1	G	404/406 (100%)	385 (95%)	19 (5%)	26	51
1	H	404/406 (100%)	388 (96%)	16 (4%)	31	55
1	I	404/406 (100%)	392 (97%)	12 (3%)	41	63
1	J	404/406 (100%)	388 (96%)	16 (4%)	31	55
1	K	404/406 (100%)	390 (96%)	14 (4%)	36	59
1	L	404/406 (100%)	391 (97%)	13 (3%)	39	61
1	M	404/406 (100%)	391 (97%)	13 (3%)	39	61
1	N	404/406 (100%)	385 (95%)	19 (5%)	26	51
2	O	80/80 (100%)	73 (91%)	7 (9%)	10	31
2	P	80/80 (100%)	71 (89%)	9 (11%)	6	21
2	Q	80/80 (100%)	75 (94%)	5 (6%)	18	43
2	R	80/80 (100%)	75 (94%)	5 (6%)	18	43
2	S	80/80 (100%)	73 (91%)	7 (9%)	10	31
2	T	80/80 (100%)	74 (92%)	6 (8%)	13	38
2	U	80/80 (100%)	75 (94%)	5 (6%)	18	43
All	All	6216/6244 (100%)	5926 (95%)	290 (5%)	30	51

All (290) residues with a non-rotameric sidechain are listed below:

Mol	Chain	Res	Type
1	A	18	ARG

*Continued on next page...*

*Continued from previous page...*

<b>Mol</b>	<b>Chain</b>	<b>Res</b>	<b>Type</b>
1	A	44	PHE
1	A	62	LEU
1	A	77	VAL
1	A	184	GLN
1	A	196	ASP
1	A	199	TYR
1	A	225	LYS
1	A	230	ILE
1	A	231	ARG
1	A	234	LEU
1	A	238	GLU
1	A	247	LEU
1	A	255	GLU
1	A	314	LEU
1	A	315	GLU
1	A	348	GLN
1	A	360	TYR
1	A	385	THR
1	A	461	GLU
1	B	4	LYS
1	B	18	ARG
1	B	41	ASP
1	B	44	PHE
1	B	77	VAL
1	B	168	LYS
1	B	199	TYR
1	B	207	LYS
1	B	232	GLU
1	B	237	LEU
1	B	257	GLU
1	B	261	THR
1	B	267	MET
1	B	302	SER
1	B	305	ILE
1	B	315	GLU
1	B	327	LYS
1	B	348	GLN
1	B	360	TYR
1	B	461	GLU
1	B	490	ASP
1	C	18	ARG
1	C	44	PHE

*Continued on next page...*

*Continued from previous page...*

<b>Mol</b>	<b>Chain</b>	<b>Res</b>	<b>Type</b>
1	C	199	TYR
1	C	204	PHE
1	C	225	LYS
1	C	230	ILE
1	C	234	LEU
1	C	257	GLU
1	C	261	THR
1	C	313	THR
1	C	315	GLU
1	C	360	TYR
1	C	461	GLU
1	D	42	LYS
1	D	44	PHE
1	D	62	LEU
1	D	77	VAL
1	D	154	SER
1	D	184	GLN
1	D	199	TYR
1	D	225	LYS
1	D	231	ARG
1	D	257	GLU
1	D	261	THR
1	D	267	MET
1	D	302	SER
1	D	314	LEU
1	D	315	GLU
1	D	327	LYS
1	D	348	GLN
1	D	360	TYR
1	D	419	LEU
1	D	461	GLU
1	D	501	ARG
1	E	18	ARG
1	E	23	LEU
1	E	44	PHE
1	E	62	LEU
1	E	77	VAL
1	E	154	SER
1	E	196	ASP
1	E	199	TYR
1	E	207	LYS
1	E	225	LYS

*Continued on next page...*

*Continued from previous page...*

<b>Mol</b>	<b>Chain</b>	<b>Res</b>	<b>Type</b>
1	E	229	ASN
1	E	231	ARG
1	E	238	GLU
1	E	255	GLU
1	E	257	GLU
1	E	267	MET
1	E	283	ASP
1	E	290	GLN
1	E	314	LEU
1	E	327	LYS
1	E	333	ILE
1	E	348	GLN
1	E	360	TYR
1	E	430	ARG
1	E	461	GLU
1	F	23	LEU
1	F	44	PHE
1	F	77	VAL
1	F	118	ARG
1	F	154	SER
1	F	196	ASP
1	F	197	ARG
1	F	199	TYR
1	F	217	SER
1	F	230	ILE
1	F	231	ARG
1	F	245	LYS
1	F	247	LEU
1	F	257	GLU
1	F	261	THR
1	F	267	MET
1	F	290	GLN
1	F	348	GLN
1	F	354	GLU
1	F	360	TYR
1	F	365	LEU
1	F	389	MET
1	F	421	ARG
1	F	461	GLU
1	G	62	LEU
1	G	77	VAL
1	G	168	LYS

*Continued on next page...*

*Continued from previous page...*

<b>Mol</b>	<b>Chain</b>	<b>Res</b>	<b>Type</b>
1	G	187	LEU
1	G	197	ARG
1	G	199	TYR
1	G	231	ARG
1	G	247	LEU
1	G	257	GLU
1	G	261	THR
1	G	267	MET
1	G	268	ARG
1	G	315	GLU
1	G	327	LYS
1	G	348	GLN
1	G	360	TYR
1	G	371	LYS
1	G	461	GLU
1	G	473	ASP
1	H	37	ASN
1	H	153	ASN
1	H	172	GLU
1	H	197	ARG
1	H	230	ILE
1	H	284	ARG
1	H	288	MET
1	H	292	ILE
1	H	300	VAL
1	H	343	GLN
1	H	357	THR
1	H	389	MET
1	H	421	ARG
1	H	426	LEU
1	H	441	LYS
1	H	513	LEU
1	I	23	LEU
1	I	37	ASN
1	I	59	GLU
1	I	129	GLU
1	I	153	ASN
1	I	283	ASP
1	I	284	ARG
1	I	288	MET
1	I	389	MET
1	I	421	ARG

*Continued on next page...*

*Continued from previous page...*

<b>Mol</b>	<b>Chain</b>	<b>Res</b>	<b>Type</b>
1	I	426	LEU
1	I	513	LEU
1	J	37	ASN
1	J	153	ASN
1	J	189	VAL
1	J	230	ILE
1	J	233	MET
1	J	242	LYS
1	J	284	ARG
1	J	299	THR
1	J	311	LYS
1	J	313	THR
1	J	343	GLN
1	J	389	MET
1	J	421	ARG
1	J	426	LEU
1	J	494	LEU
1	J	513	LEU
1	K	37	ASN
1	K	41	ASP
1	K	58	ARG
1	K	118	ARG
1	K	129	GLU
1	K	151	SER
1	K	172	GLU
1	K	196	ASP
1	K	268	ARG
1	K	284	ARG
1	K	389	MET
1	K	421	ARG
1	K	426	LEU
1	K	432	GLN
1	L	15	LYS
1	L	37	ASN
1	L	44	PHE
1	L	201	SER
1	L	233	MET
1	L	270	ILE
1	L	272	LYS
1	L	284	ARG
1	L	288	MET
1	L	389	MET

*Continued on next page...*

*Continued from previous page...*

<b>Mol</b>	<b>Chain</b>	<b>Res</b>	<b>Type</b>
1	L	421	ARG
1	L	426	LEU
1	L	441	LYS
1	M	37	ASN
1	M	154	SER
1	M	172	GLU
1	M	283	ASP
1	M	284	ARG
1	M	286	LYS
1	M	389	MET
1	M	421	ARG
1	M	426	LEU
1	M	428	ASP
1	M	432	GLN
1	M	441	LYS
1	M	520	MET
1	N	37	ASN
1	N	58	ARG
1	N	89	THR
1	N	111	MET
1	N	114	MET
1	N	118	ARG
1	N	139	SER
1	N	172	GLU
1	N	197	ARG
1	N	217	SER
1	N	233	MET
1	N	268	ARG
1	N	284	ARG
1	N	288	MET
1	N	343	GLN
1	N	355	GLU
1	N	389	MET
1	N	421	ARG
1	N	426	LEU
2	O	3	ILE
2	O	4	ARG
2	O	6	LEU
2	O	20	LYS
2	O	28	THR
2	O	48	ILE
2	O	55	LYS

*Continued on next page...*

*Continued from previous page...*

Mol	Chain	Res	Type
2	P	3	ILE
2	P	6	LEU
2	P	20	LYS
2	P	21	SER
2	P	28	THR
2	P	48	ILE
2	P	53	GLU
2	P	55	LYS
2	P	82	GLU
2	Q	3	ILE
2	Q	6	LEU
2	Q	53	GLU
2	Q	55	LYS
2	Q	78	ILE
2	R	4	ARG
2	R	6	LEU
2	R	20	LYS
2	R	50	GLU
2	R	55	LYS
2	S	2	ASN
2	S	3	ILE
2	S	6	LEU
2	S	25	ILE
2	S	53	GLU
2	S	55	LYS
2	S	81	GLU
2	T	1	MET
2	T	3	ILE
2	T	6	LEU
2	T	20	LYS
2	T	37	ARG
2	T	55	LYS
2	U	3	ILE
2	U	6	LEU
2	U	34	LYS
2	U	55	LYS
2	U	75	SER

Sometimes sidechains can be flipped to improve hydrogen bonding and reduce clashes. All (146) such sidechains are listed below:

Mol	Chain	Res	Type
1	A	21	ASN

*Continued on next page...*



*Continued from previous page...*

<b>Mol</b>	<b>Chain</b>	<b>Res</b>	<b>Type</b>
1	A	82	ASN
1	A	97	GLN
1	A	112	ASN
1	A	146	GLN
1	A	153	ASN
1	A	194	GLN
1	A	352	GLN
1	A	366	GLN
1	A	432	GLN
1	A	436	GLN
1	A	453	GLN
1	A	457	ASN
1	A	475	ASN
1	A	505	GLN
1	B	21	ASN
1	B	82	ASN
1	B	97	GLN
1	B	112	ASN
1	B	146	GLN
1	B	153	ASN
1	B	348	GLN
1	B	366	GLN
1	B	432	GLN
1	B	457	ASN
1	B	475	ASN
1	C	21	ASN
1	C	82	ASN
1	C	97	GLN
1	C	146	GLN
1	C	366	GLN
1	C	457	ASN
1	C	475	ASN
1	C	487	ASN
1	D	21	ASN
1	D	82	ASN
1	D	97	GLN
1	D	112	ASN
1	D	153	ASN
1	D	348	GLN
1	D	366	GLN
1	D	432	GLN
1	D	457	ASN

*Continued on next page...*

*Continued from previous page...*

<b>Mol</b>	<b>Chain</b>	<b>Res</b>	<b>Type</b>
1	D	475	ASN
1	E	21	ASN
1	E	82	ASN
1	E	97	GLN
1	E	112	ASN
1	E	146	GLN
1	E	153	ASN
1	E	206	ASN
1	E	348	GLN
1	E	366	GLN
1	E	432	GLN
1	E	457	ASN
1	E	475	ASN
1	F	21	ASN
1	F	82	ASN
1	F	97	GLN
1	F	112	ASN
1	F	146	GLN
1	F	153	ASN
1	F	229	ASN
1	F	343	GLN
1	F	348	GLN
1	F	366	GLN
1	F	432	GLN
1	F	453	GLN
1	F	457	ASN
1	F	475	ASN
1	G	21	ASN
1	G	82	ASN
1	G	97	GLN
1	G	112	ASN
1	G	153	ASN
1	G	348	GLN
1	G	352	GLN
1	G	366	GLN
1	G	432	GLN
1	G	457	ASN
1	G	475	ASN
1	H	21	ASN
1	H	153	ASN
1	H	319	GLN
1	H	348	GLN

*Continued on next page...*

*Continued from previous page...*

<b>Mol</b>	<b>Chain</b>	<b>Res</b>	<b>Type</b>
1	H	433	ASN
1	H	467	ASN
1	I	21	ASN
1	I	37	ASN
1	I	97	GLN
1	I	146	GLN
1	I	153	ASN
1	I	319	GLN
1	I	433	ASN
1	I	436	GLN
1	I	467	ASN
1	I	487	ASN
1	J	21	ASN
1	J	37	ASN
1	J	97	GLN
1	J	146	GLN
1	J	153	ASN
1	J	319	GLN
1	J	343	GLN
1	J	348	GLN
1	J	432	GLN
1	J	433	ASN
1	J	436	GLN
1	K	21	ASN
1	K	37	ASN
1	K	97	GLN
1	K	153	ASN
1	K	319	GLN
1	K	436	GLN
1	L	21	ASN
1	L	37	ASN
1	L	97	GLN
1	L	153	ASN
1	L	319	GLN
1	L	433	ASN
1	L	467	ASN
1	M	21	ASN
1	M	37	ASN
1	M	72	GLN
1	M	97	GLN
1	M	146	GLN
1	M	153	ASN

*Continued on next page...*

*Continued from previous page...*

Mol	Chain	Res	Type
1	M	319	GLN
1	M	401	HIS
1	M	433	ASN
1	M	436	GLN
1	M	487	ASN
1	N	21	ASN
1	N	37	ASN
1	N	146	GLN
1	N	319	GLN
1	N	343	GLN
1	N	401	HIS
1	N	432	GLN
1	N	436	GLN
1	N	467	ASN
2	O	68	ASN
2	P	68	ASN
2	S	68	ASN
2	T	68	ASN
2	U	68	ASN

### 5.3.3 RNA [i](#)

There are no RNA molecules in this entry.

### 5.4 Non-standard residues in protein, DNA, RNA chains [i](#)

There are no non-standard protein/DNA/RNA residues in this entry.

### 5.5 Carbohydrates [i](#)

There are no monosaccharides in this entry.

### 5.6 Ligand geometry [i](#)

Of 14 ligands modelled in this entry, 7 are monoatomic - leaving 7 for Mogul analysis.

In the following table, the Counts columns list the number of bonds (or angles) for which Mogul statistics could be retrieved, the number of bonds (or angles) that are observed in the model and the number of bonds (or angles) that are defined in the Chemical Component Dictionary. The Link column lists molecule types, if any, to which the group is linked. The Z score for a bond length (or angle) is the number of standard deviations the observed value is removed from the

expected value. A bond length (or angle) with  $|Z| > 2$  is considered an outlier worth inspection. RMSZ is the root-mean-square of all Z scores of the bond lengths (or angles).

Mol	Type	Chain	Res	Link	Bond lengths			Bond angles		
					Counts	RMSZ	# $ Z  > 2$	Counts	RMSZ	# $ Z  > 2$
4	ADP	D	1526	3	24,29,29	1.32	3 (12%)	29,45,45	2.50	7 (24%)
4	ADP	B	1526	3	24,29,29	1.32	3 (12%)	29,45,45	2.50	8 (27%)
4	ADP	F	1526	3	24,29,29	1.30	3 (12%)	29,45,45	2.52	8 (27%)
4	ADP	G	1526	3	24,29,29	1.31	3 (12%)	29,45,45	2.51	8 (27%)
4	ADP	E	1526	3	24,29,29	1.30	3 (12%)	29,45,45	2.52	8 (27%)
4	ADP	C	1526	3	24,29,29	1.31	3 (12%)	29,45,45	2.49	7 (24%)
4	ADP	A	1526	3	24,29,29	1.32	3 (12%)	29,45,45	2.51	8 (27%)

In the following table, the Chirals column lists the number of chiral outliers, the number of chiral centers analysed, the number of these observed in the model and the number defined in the Chemical Component Dictionary. Similar counts are reported in the Torsion and Rings columns. '-' means no outliers of that kind were identified.

Mol	Type	Chain	Res	Link	Chirals	Torsions	Rings
4	ADP	D	1526	3	-	5/12/32/32	0/3/3/3
4	ADP	B	1526	3	-	4/12/32/32	0/3/3/3
4	ADP	F	1526	3	-	4/12/32/32	0/3/3/3
4	ADP	G	1526	3	-	4/12/32/32	0/3/3/3
4	ADP	E	1526	3	-	4/12/32/32	0/3/3/3
4	ADP	C	1526	3	-	5/12/32/32	0/3/3/3
4	ADP	A	1526	3	-	4/12/32/32	0/3/3/3

All (21) bond length outliers are listed below:

Mol	Chain	Res	Type	Atoms	Z	Observed(Å)	Ideal(Å)
4	D	1526	ADP	O4'-C1'	3.79	1.46	1.41
4	A	1526	ADP	O4'-C1'	3.70	1.46	1.41
4	C	1526	ADP	O4'-C1'	3.69	1.46	1.41
4	F	1526	ADP	O4'-C1'	3.68	1.46	1.41
4	B	1526	ADP	O4'-C1'	3.66	1.46	1.41
4	G	1526	ADP	O4'-C1'	3.60	1.46	1.41
4	E	1526	ADP	O4'-C1'	3.54	1.46	1.41
4	D	1526	ADP	C5-N7	-2.22	1.31	1.39
4	E	1526	ADP	C5-N7	-2.21	1.31	1.39
4	A	1526	ADP	C5-N7	-2.20	1.31	1.39
4	B	1526	ADP	C5-N7	-2.19	1.31	1.39

*Continued on next page...*

*Continued from previous page...*

Mol	Chain	Res	Type	Atoms	Z	Observed(Å)	Ideal(Å)
4	F	1526	ADP	C5-N7	-2.19	1.31	1.39
4	C	1526	ADP	C5-N7	-2.19	1.31	1.39
4	G	1526	ADP	C5-N7	-2.19	1.31	1.39
4	A	1526	ADP	C2-N3	2.14	1.35	1.32
4	B	1526	ADP	C2-N3	2.13	1.35	1.32
4	D	1526	ADP	C2-N3	2.12	1.35	1.32
4	E	1526	ADP	C2-N3	2.09	1.35	1.32
4	G	1526	ADP	C2-N3	2.07	1.35	1.32
4	C	1526	ADP	C2-N3	2.06	1.35	1.32
4	F	1526	ADP	C2-N3	2.00	1.35	1.32

All (54) bond angle outliers are listed below:

Mol	Chain	Res	Type	Atoms	Z	Observed(°)	Ideal(°)
4	A	1526	ADP	N3-C2-N1	-6.52	118.49	128.68
4	G	1526	ADP	N3-C2-N1	-6.49	118.53	128.68
4	F	1526	ADP	N3-C2-N1	-6.48	118.55	128.68
4	E	1526	ADP	N3-C2-N1	-6.47	118.56	128.68
4	D	1526	ADP	N3-C2-N1	-6.47	118.57	128.68
4	B	1526	ADP	N3-C2-N1	-6.45	118.59	128.68
4	C	1526	ADP	N3-C2-N1	-6.44	118.61	128.68
4	B	1526	ADP	O2B-PB-O3A	-6.11	84.14	104.64
4	D	1526	ADP	O3B-PB-O3A	-6.11	84.14	104.64
4	E	1526	ADP	O2B-PB-O3A	-6.08	84.24	104.64
4	A	1526	ADP	O2B-PB-O3A	-6.07	84.27	104.64
4	G	1526	ADP	O2B-PB-O3A	-6.07	84.27	104.64
4	D	1526	ADP	O2B-PB-O3A	-6.06	84.32	104.64
4	C	1526	ADP	O2B-PB-O3A	-6.05	84.34	104.64
4	A	1526	ADP	O3B-PB-O3A	-6.04	84.38	104.64
4	F	1526	ADP	O2B-PB-O3A	-6.04	84.38	104.64
4	B	1526	ADP	O3B-PB-O3A	-6.03	84.42	104.64
4	F	1526	ADP	O3B-PB-O3A	-6.02	84.43	104.64
4	G	1526	ADP	O3B-PB-O3A	-6.02	84.44	104.64
4	C	1526	ADP	O3B-PB-O3A	-6.01	84.47	104.64
4	E	1526	ADP	O3B-PB-O3A	-5.95	84.67	104.64
4	E	1526	ADP	O3A-PB-O1B	-4.88	84.14	111.19
4	F	1526	ADP	O3A-PB-O1B	-4.82	84.44	111.19
4	C	1526	ADP	O3A-PB-O1B	-4.82	84.45	111.19
4	G	1526	ADP	O3A-PB-O1B	-4.81	84.53	111.19
4	A	1526	ADP	O3A-PB-O1B	-4.79	84.64	111.19
4	B	1526	ADP	O3A-PB-O1B	-4.77	84.74	111.19
4	D	1526	ADP	O3A-PB-O1B	-4.71	85.09	111.19

*Continued on next page...*

Continued from previous page...

Mol	Chain	Res	Type	Atoms	Z	Observed(°)	Ideal(°)
4	E	1526	ADP	O2B-PB-O1B	3.01	122.47	110.68
4	G	1526	ADP	O2B-PB-O1B	2.97	122.30	110.68
4	C	1526	ADP	O2B-PB-O1B	2.96	122.28	110.68
4	F	1526	ADP	O2B-PB-O1B	2.95	122.23	110.68
4	A	1526	ADP	O2B-PB-O1B	2.93	122.14	110.68
4	B	1526	ADP	O2B-PB-O1B	2.93	122.14	110.68
4	D	1526	ADP	O2B-PB-O1B	2.86	121.89	110.68
4	D	1526	ADP	O3B-PB-O2B	2.66	117.79	107.64
4	A	1526	ADP	O3B-PB-O2B	2.59	117.54	107.64
4	B	1526	ADP	O3B-PB-O2B	2.58	117.50	107.64
4	G	1526	ADP	O3B-PB-O2B	2.56	117.41	107.64
4	C	1526	ADP	O3B-PB-O2B	2.55	117.37	107.64
4	F	1526	ADP	O3B-PB-O2B	2.54	117.36	107.64
4	E	1526	ADP	O3B-PB-O2B	2.50	117.19	107.64
4	F	1526	ADP	C4-C5-N7	-2.28	107.02	109.40
4	B	1526	ADP	C4-C5-N7	-2.26	107.04	109.40
4	A	1526	ADP	C4-C5-N7	-2.25	107.06	109.40
4	E	1526	ADP	C4-C5-N7	-2.24	107.06	109.40
4	C	1526	ADP	C4-C5-N7	-2.23	107.08	109.40
4	A	1526	ADP	O5'-C5'-C4'	2.23	116.65	108.99
4	D	1526	ADP	C4-C5-N7	-2.23	107.08	109.40
4	G	1526	ADP	C4-C5-N7	-2.23	107.08	109.40
4	E	1526	ADP	O5'-C5'-C4'	2.10	116.20	108.99
4	F	1526	ADP	C2'-C3'-C4'	2.05	106.62	102.64
4	B	1526	ADP	O5'-C5'-C4'	2.04	116.00	108.99
4	G	1526	ADP	O5'-C5'-C4'	2.02	115.95	108.99

There are no chirality outliers.

All (30) torsion outliers are listed below:

Mol	Chain	Res	Type	Atoms
4	A	1526	ADP	C5'-O5'-PA-O1A
4	A	1526	ADP	C5'-O5'-PA-O2A
4	A	1526	ADP	C5'-O5'-PA-O3A
4	B	1526	ADP	C5'-O5'-PA-O1A
4	B	1526	ADP	C5'-O5'-PA-O2A
4	B	1526	ADP	C5'-O5'-PA-O3A
4	C	1526	ADP	C5'-O5'-PA-O1A
4	C	1526	ADP	C5'-O5'-PA-O2A
4	C	1526	ADP	C5'-O5'-PA-O3A
4	D	1526	ADP	C5'-O5'-PA-O1A
4	D	1526	ADP	C5'-O5'-PA-O2A

Continued on next page...

*Continued from previous page...*

Mol	Chain	Res	Type	Atoms
4	D	1526	ADP	C5'-O5'-PA-O3A
4	E	1526	ADP	C5'-O5'-PA-O1A
4	E	1526	ADP	C5'-O5'-PA-O2A
4	E	1526	ADP	C5'-O5'-PA-O3A
4	F	1526	ADP	C5'-O5'-PA-O1A
4	F	1526	ADP	C5'-O5'-PA-O2A
4	F	1526	ADP	C5'-O5'-PA-O3A
4	G	1526	ADP	C5'-O5'-PA-O1A
4	G	1526	ADP	C5'-O5'-PA-O2A
4	G	1526	ADP	C5'-O5'-PA-O3A
4	F	1526	ADP	PB-O3A-PA-O2A
4	G	1526	ADP	PB-O3A-PA-O2A
4	A	1526	ADP	PB-O3A-PA-O2A
4	C	1526	ADP	PB-O3A-PA-O2A
4	D	1526	ADP	PB-O3A-PA-O2A
4	B	1526	ADP	PB-O3A-PA-O2A
4	C	1526	ADP	PB-O3A-PA-O1A
4	D	1526	ADP	PB-O3A-PA-O1A
4	E	1526	ADP	PB-O3A-PA-O2A

There are no ring outliers.

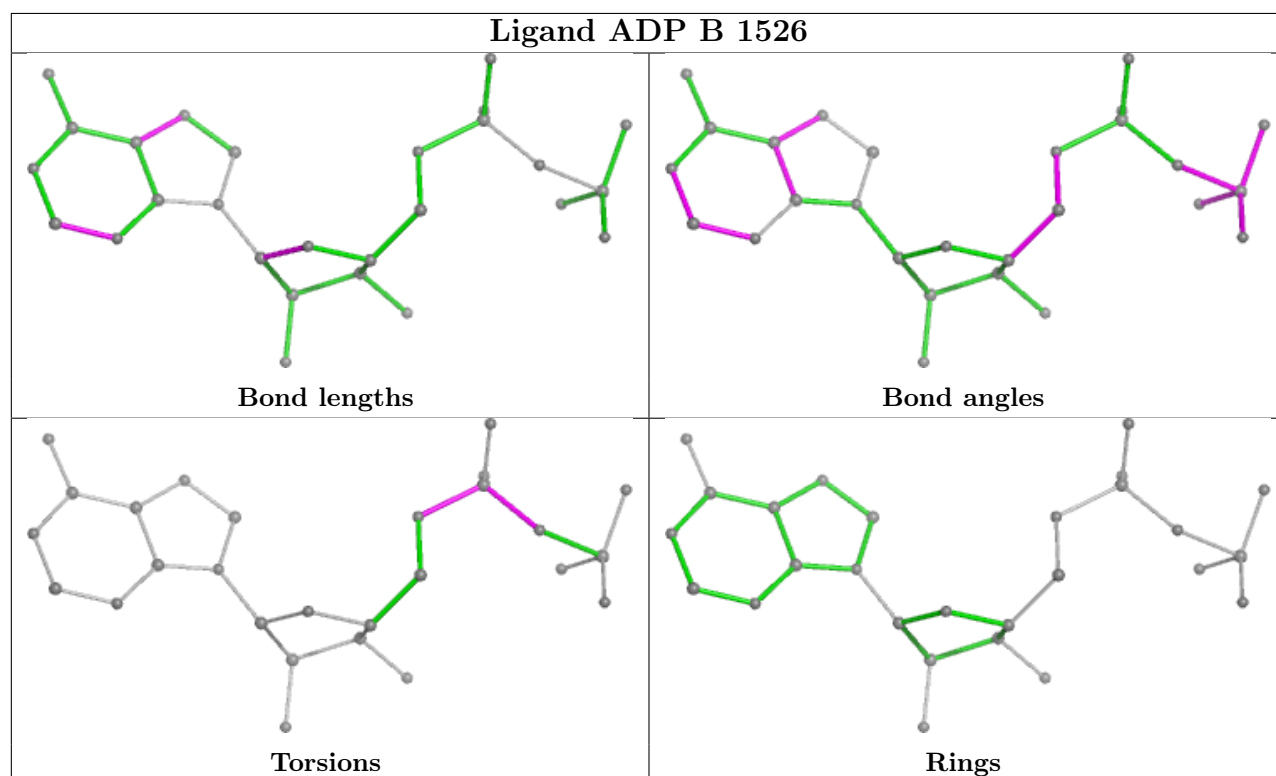
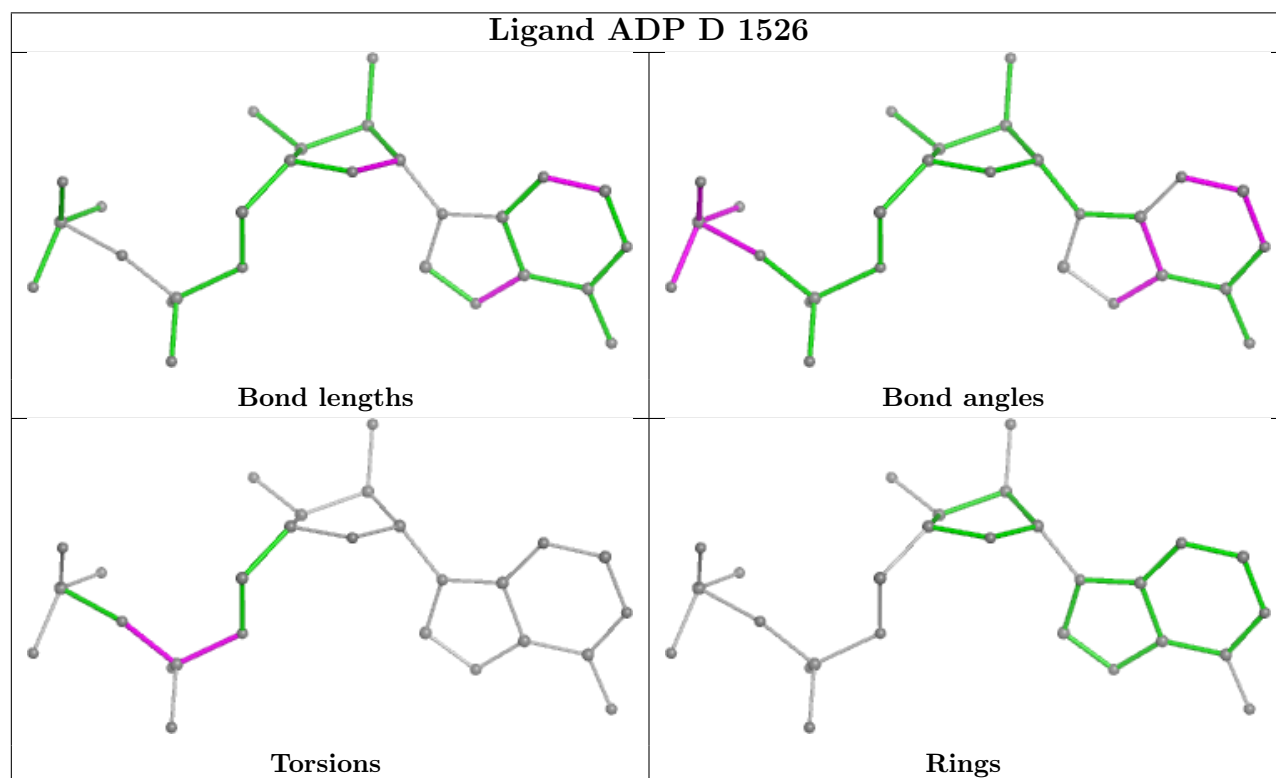
7 monomers are involved in 31 short contacts:

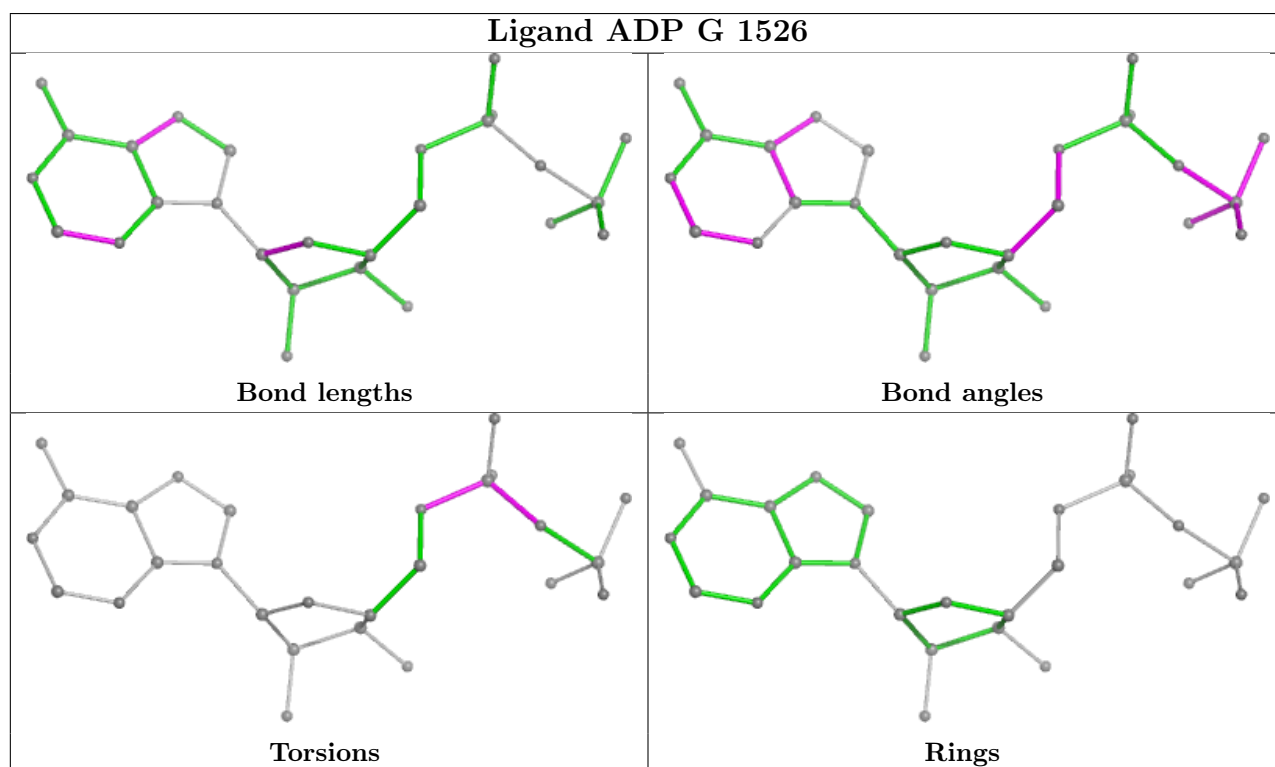
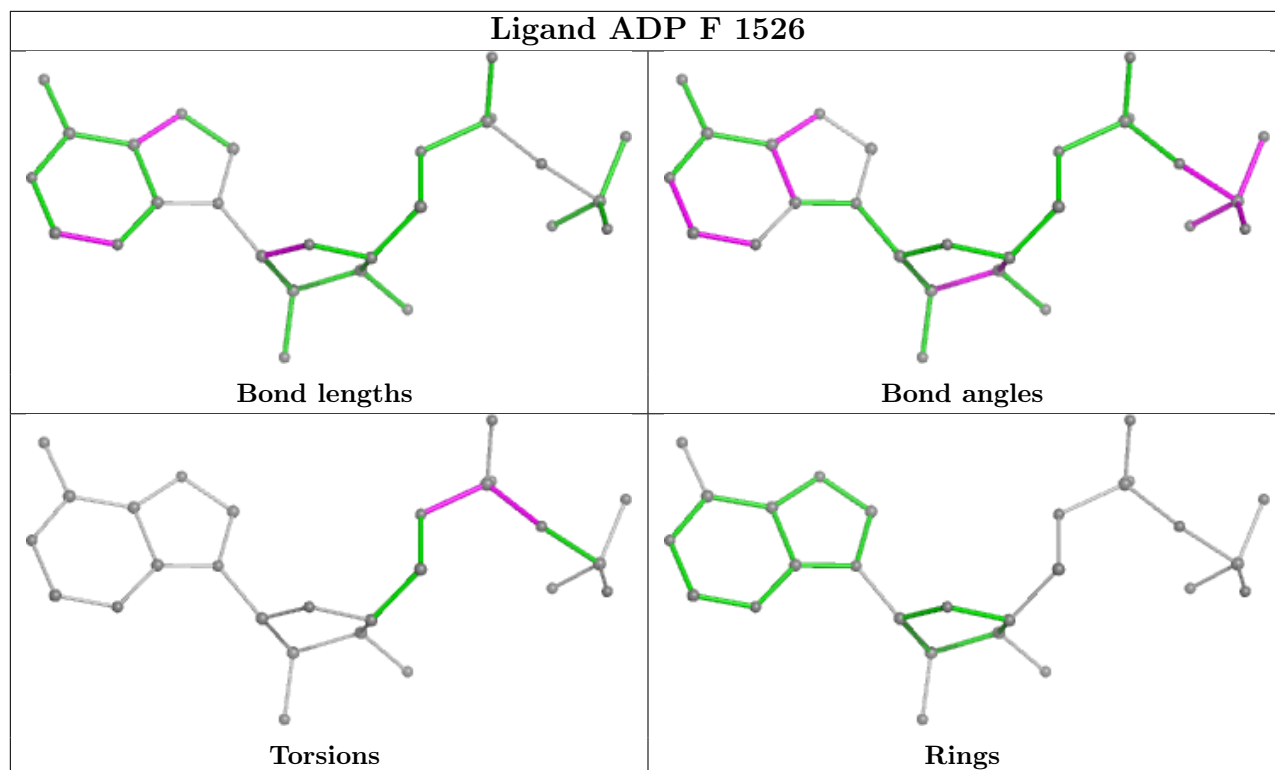
Mol	Chain	Res	Type	Clashes	Symm-Clashes
4	D	1526	ADP	4	0
4	B	1526	ADP	5	0
4	F	1526	ADP	4	0
4	G	1526	ADP	3	0
4	E	1526	ADP	5	0
4	C	1526	ADP	5	0
4	A	1526	ADP	5	0

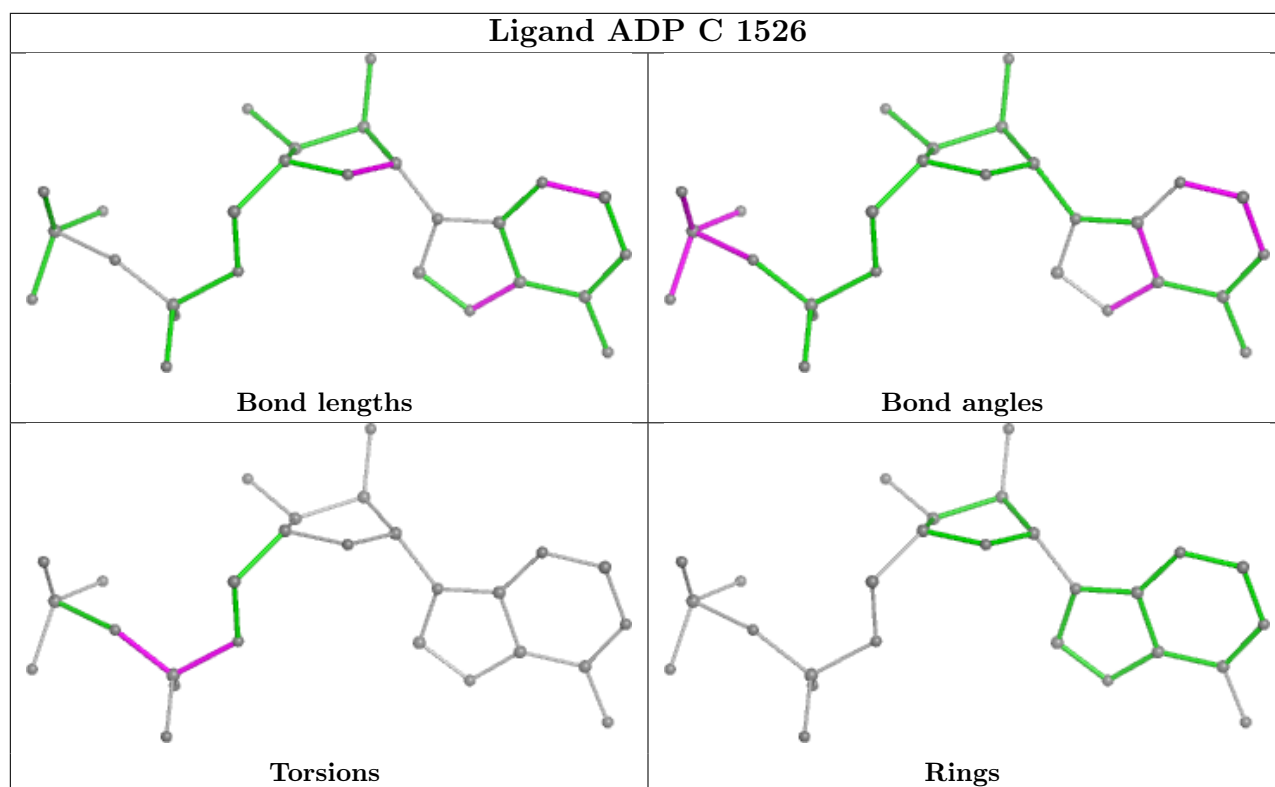
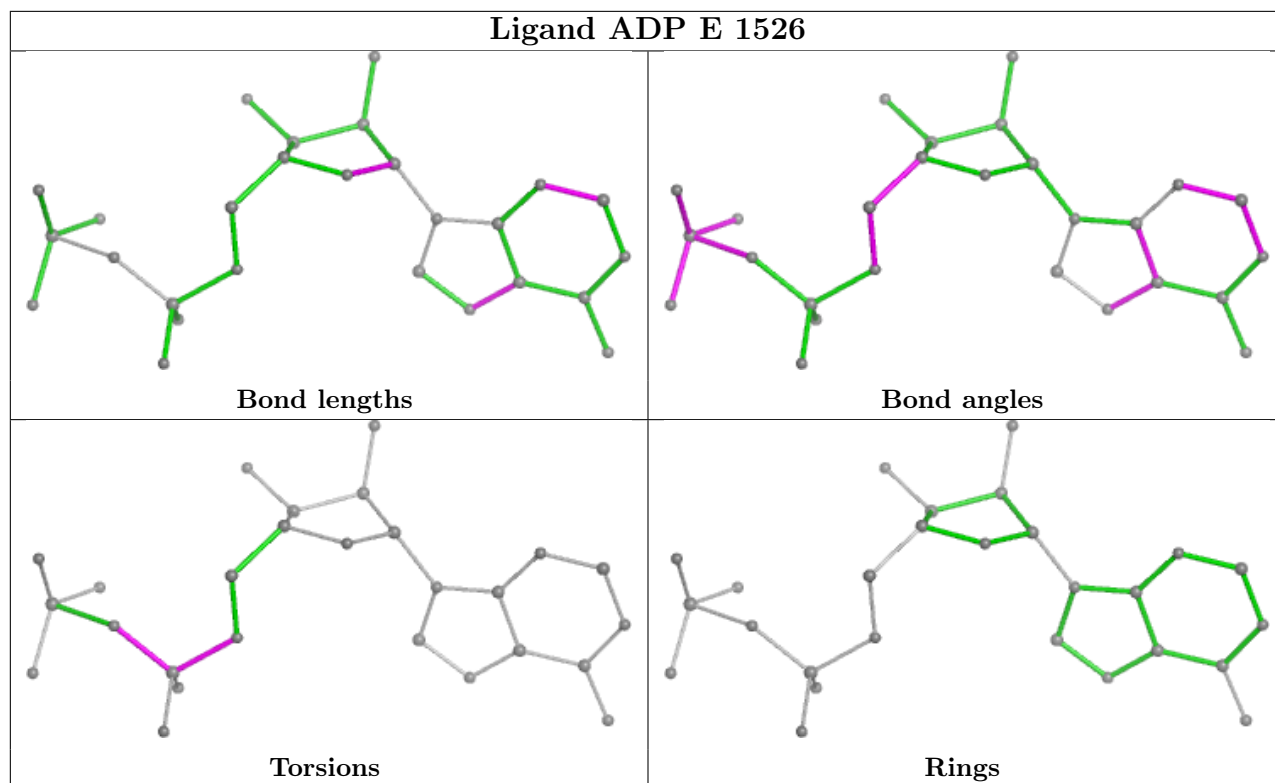
The following is a two-dimensional graphical depiction of Mogul quality analysis of bond lengths, bond angles, torsion angles, and ring geometry for all instances of the Ligand of Interest. In addition, ligands with molecular weight > 250 and outliers as shown on the validation Tables will also be included. For torsion angles, if less than 5% of the Mogul distribution of torsion angles is within 10 degrees of the torsion angle in question, then that torsion angle is considered an outlier. Any bond that is central to one or more torsion angles identified as an outlier by Mogul will be highlighted in the graph. For rings, the root-mean-square deviation (RMSD) between the ring in question and similar rings identified by Mogul is calculated over all ring torsion angles. If the average RMSD is greater than 60 degrees and the minimal RMSD between the ring in question and any Mogul-identified rings is also greater than 60 degrees, then that ring is considered an outlier.

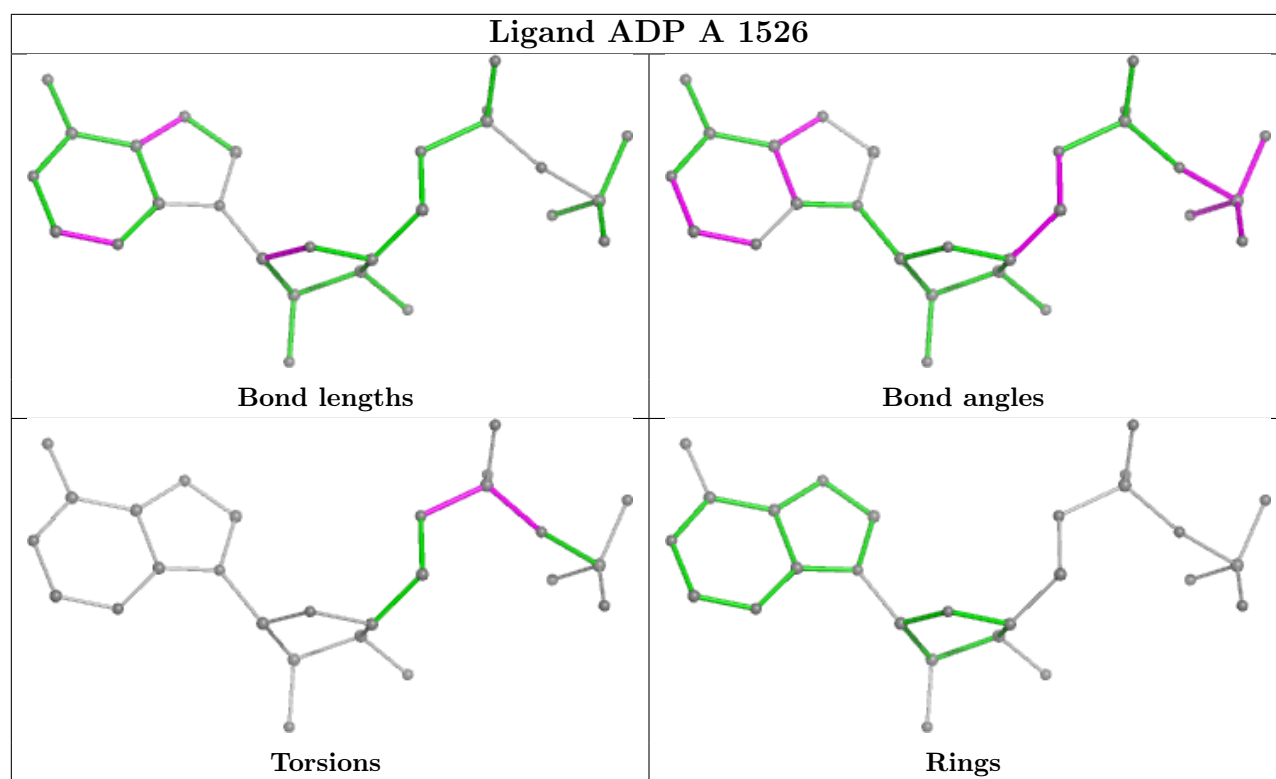


The outliers are highlighted in purple. The color gray indicates Mogul did not find sufficient equivalents in the CSD to analyse the geometry.









## 5.7 Other polymers [i](#)

There are no such residues in this entry.

## 5.8 Polymer linkage issues [i](#)

There are no chain breaks in this entry.

## 6 Map visualisation [i](#)

This section contains visualisations of the EMDB entry EMD-2325. These allow visual inspection of the internal detail of the map and identification of artifacts.

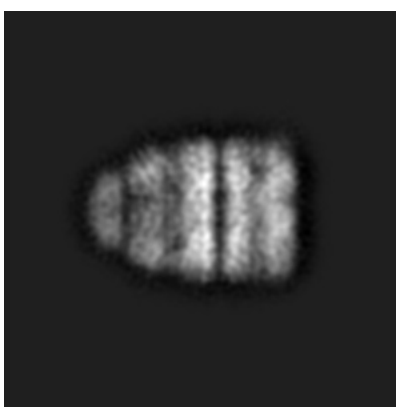
No raw map or half-maps were deposited for this entry and therefore no images, graphs, etc. pertaining to the raw map can be shown.

### 6.1 Orthogonal projections [i](#)


#### 6.1.1 Primary map



X



Y



Z

The images above show the map projected in three orthogonal directions.

### 6.2 Central slices [i](#)

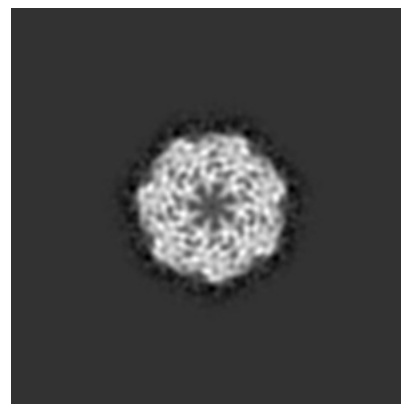
#### 6.2.1 Primary map



X Index: 90



Y Index: 90



Z Index: 90

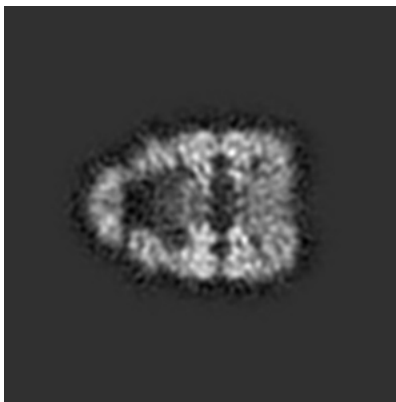
The images above show central slices of the map in three orthogonal directions.

## 6.3 Largest variance slices [i](#)

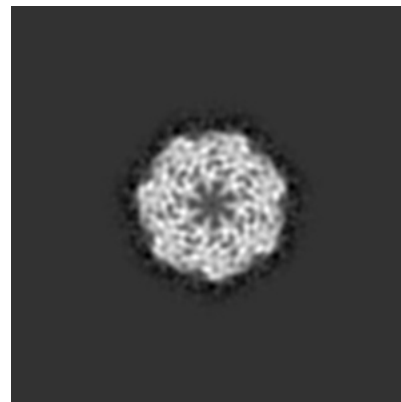
### 6.3.1 Primary map



X Index: 104



Y Index: 97




Z Index: 90


The images above show the largest variance slices of the map in three orthogonal directions.

## 6.4 Orthogonal standard-deviation projections (False-color) [i](#)


### 6.4.1 Primary map



X



Y



Z

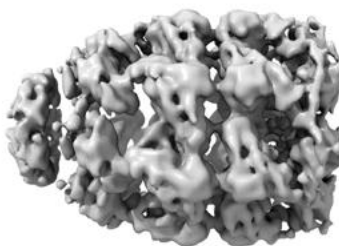
The images above show the map standard deviation projections with false color in three orthogonal directions. Minimum values are shown in green, max in blue, and dark to light orange shades represent small to large values respectively.

## 6.5 Orthogonal surface views [i](#)

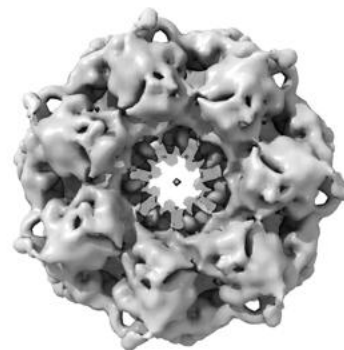
### 6.5.1 Primary map



X



Y



Z

The images above show the 3D surface view of the map at the recommended contour level 1.3. These images, in conjunction with the slice images, may facilitate assessment of whether an appropriate contour level has been provided.

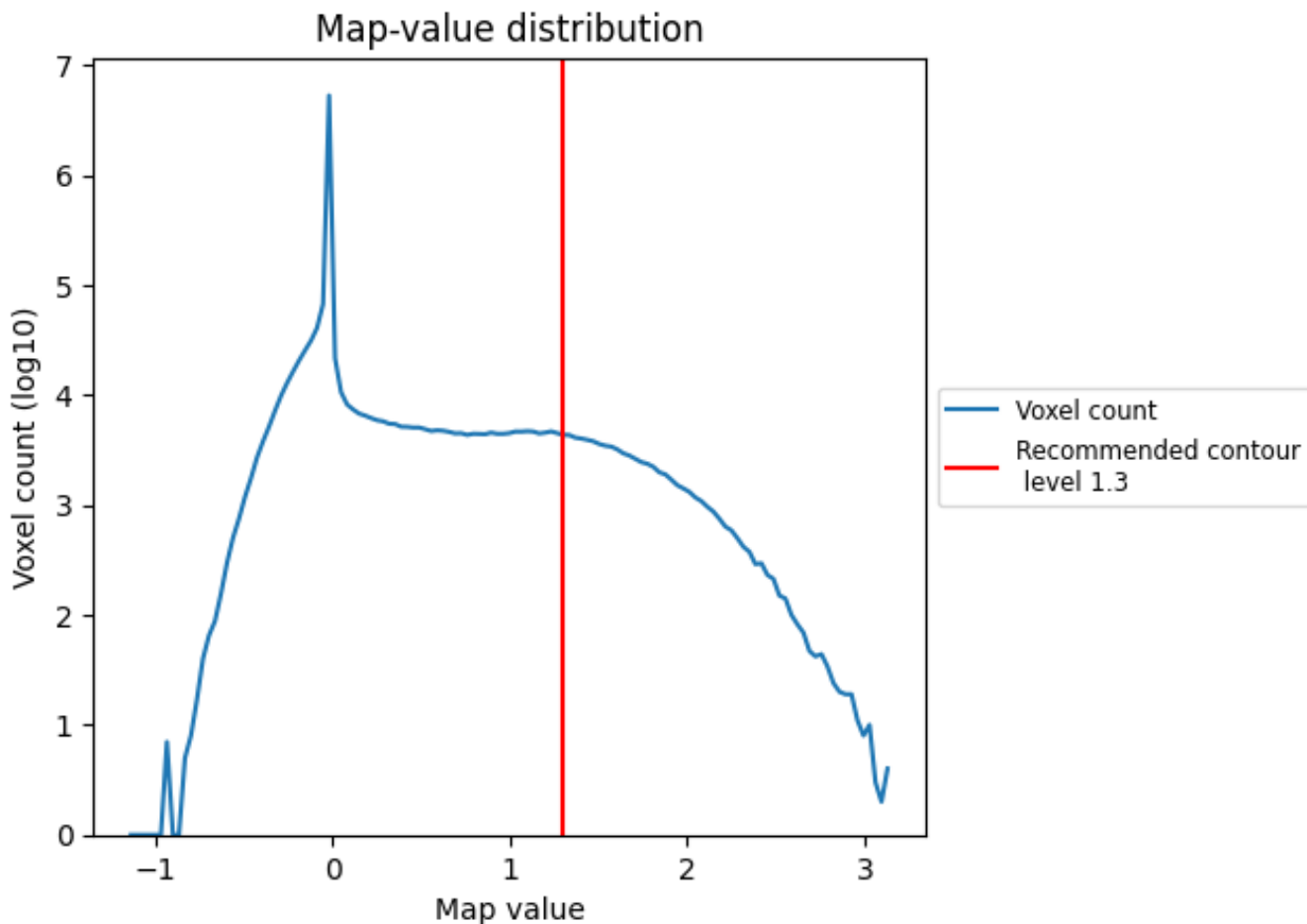
## 6.6 Mask visualisation [i](#)

This section was not generated. No masks/segmentation were deposited.

## 7 Map analysis [i](#)

This section contains the results of statistical analysis of the map.

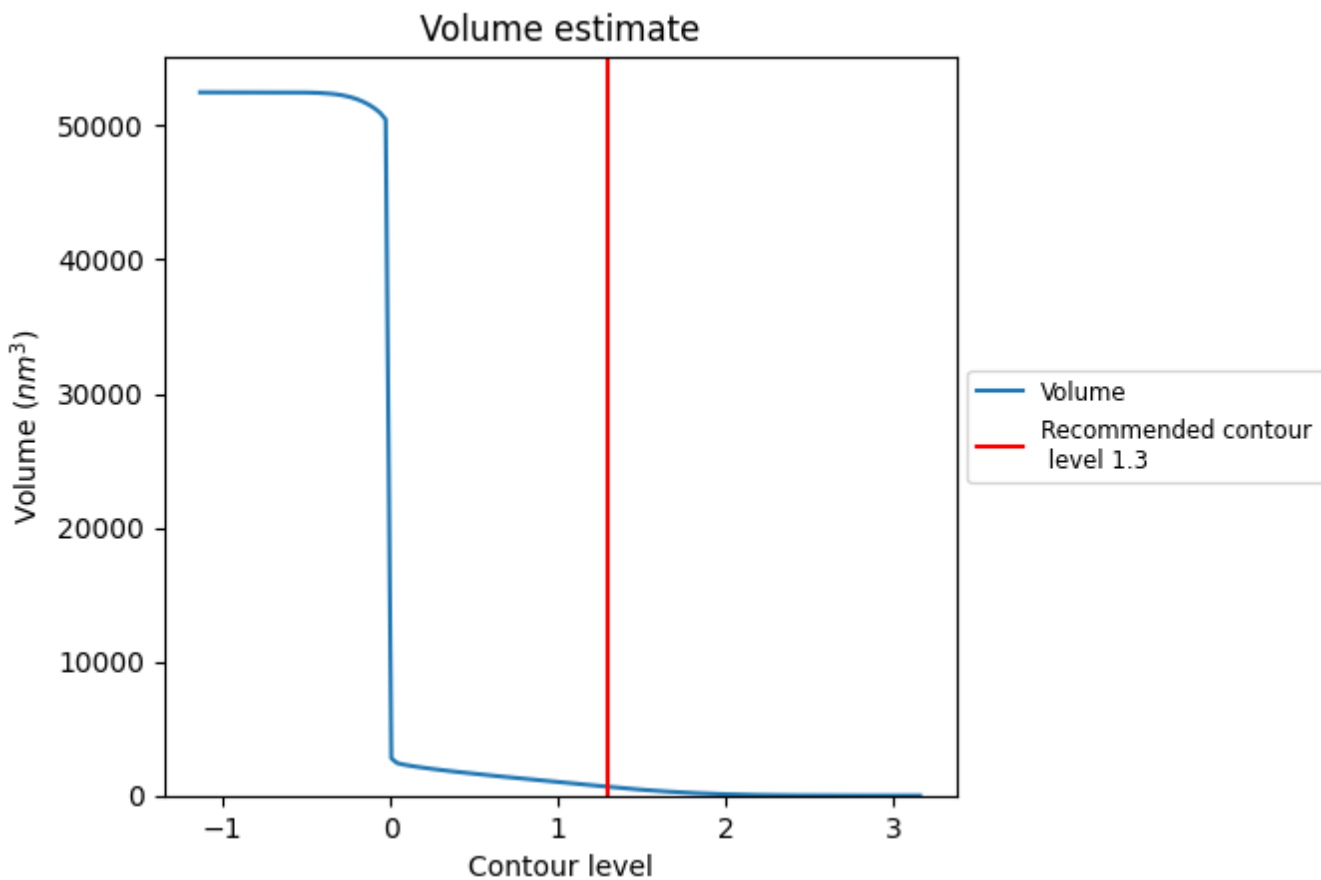
### 7.1 Map-value distribution [i](#)



The map-value distribution is plotted in 128 intervals along the x-axis. The y-axis is logarithmic. A spike in this graph at zero usually indicates that the volume has been masked.



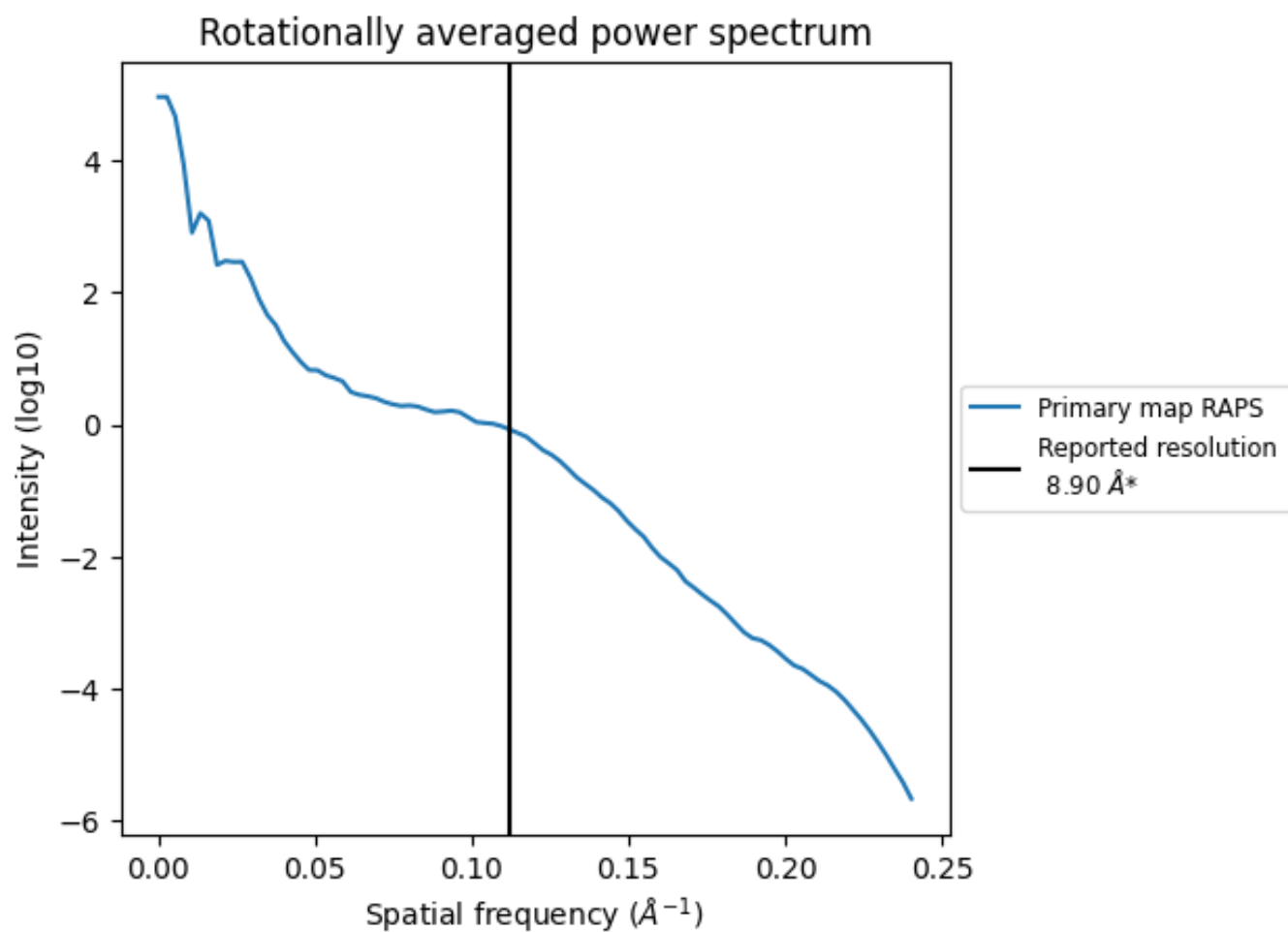
## 7.2 Volume estimate [i](#)



The volume at the recommended contour level is 655 nm<sup>3</sup>; this corresponds to an approximate mass of 591 kDa.

The volume estimate graph shows how the enclosed volume varies with the contour level. The recommended contour level is shown as a vertical line and the intersection between the line and the curve gives the volume of the enclosed surface at the given level.

### 7.3 Rotationally averaged power spectrum [i](#)



\*Reported resolution corresponds to spatial frequency of 0.112 Å<sup>-1</sup>

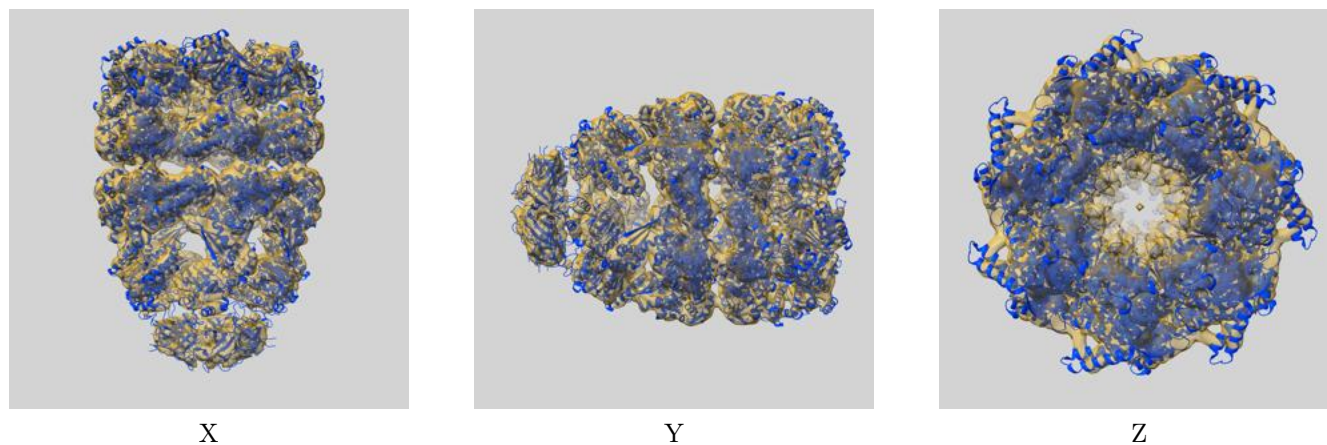
## 8 Fourier-Shell correlation

This section was not generated. No FSC curve or half-maps provided.

## 9 Map-model fit [i](#)

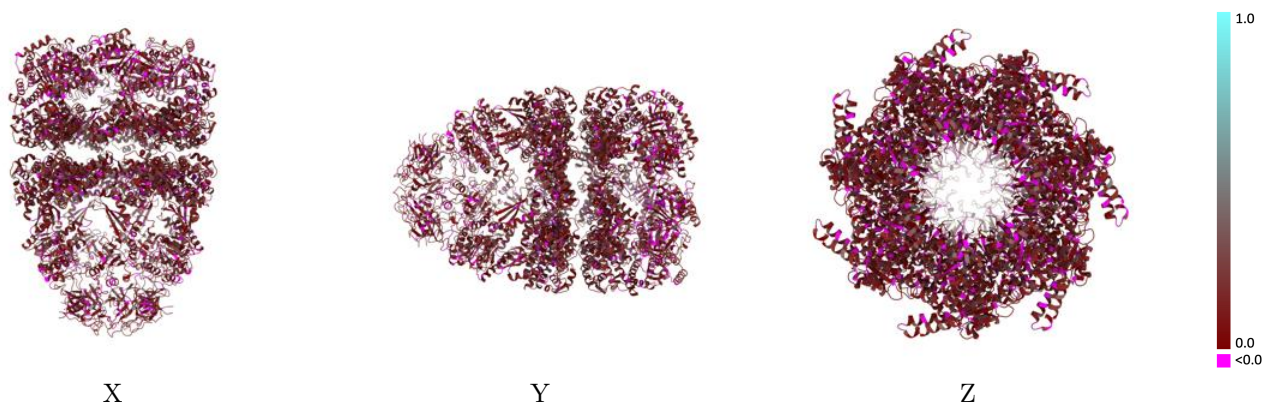
This section contains information regarding the fit between EMDB map EMD-2325 and PDB model 3ZPZ. Per-residue inclusion information can be found in section 3 on page 7.

### 9.1 Map-model overlay [i](#)



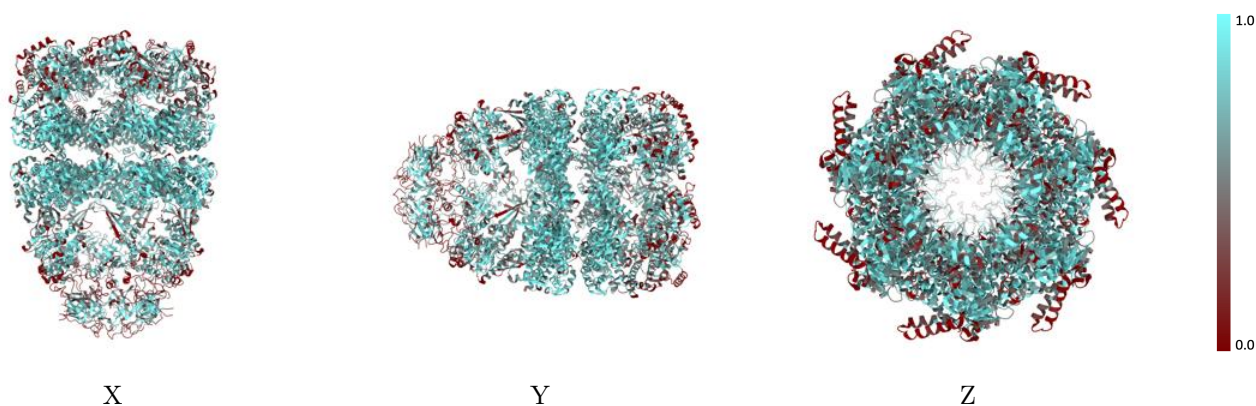
The images above show the 3D surface view of the map at the recommended contour level 1.3 at 50% transparency in yellow overlaid with a ribbon representation of the model coloured in blue. These images allow for the visual assessment of the quality of fit between the atomic model and the map.

## 9.2 Q-score mapped to coordinate model [i](#)



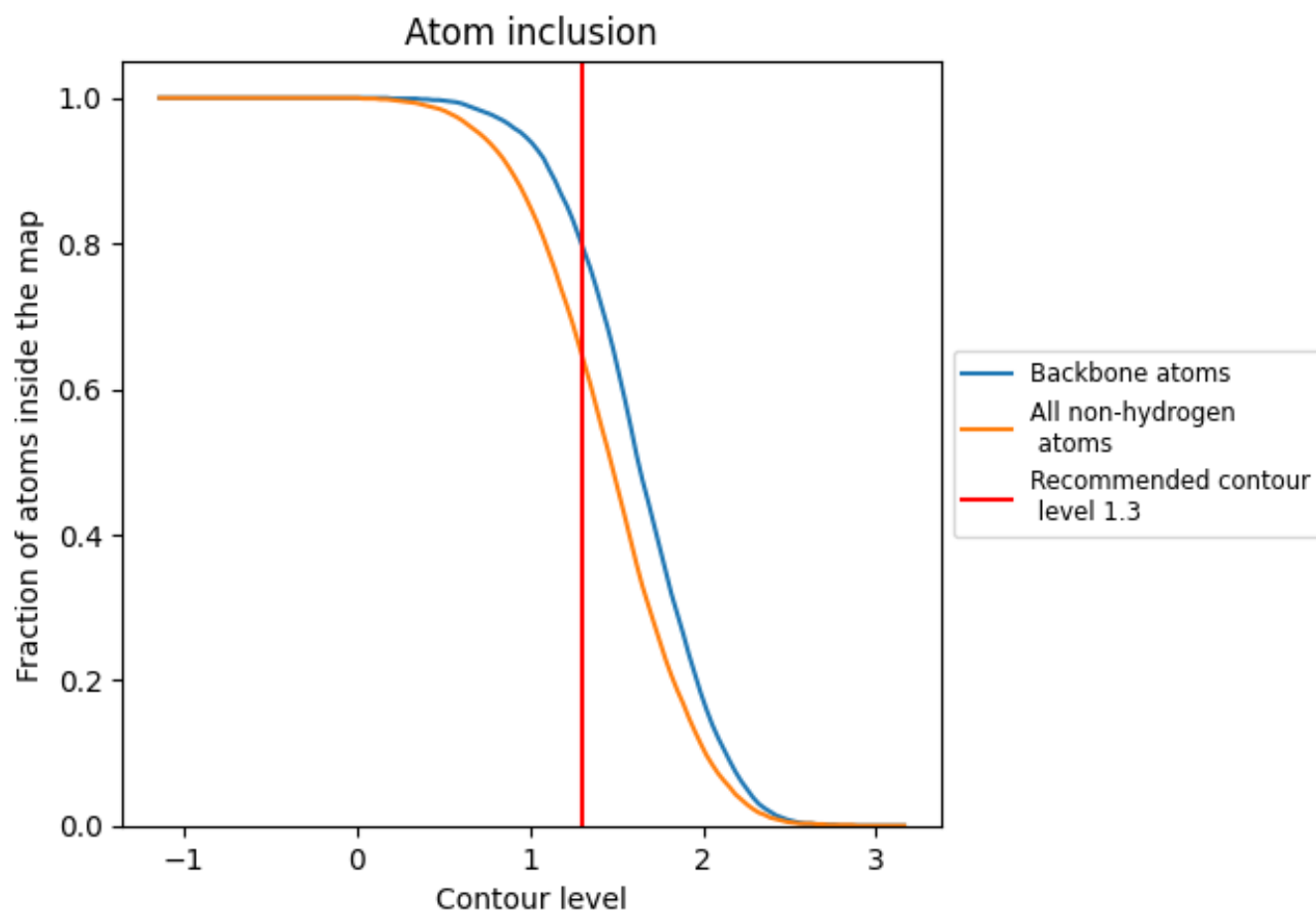
The images above show the model with each residue coloured according to its Q-score. This shows their resolvability in the map with higher Q-score values reflecting better resolvability. Please note: Q-score is calculating the resolvability of atoms, and thus high values are only expected at resolutions at which atoms can be resolved. Low Q-score values may therefore be expected for many entries.

## 9.3 Atom inclusion mapped to coordinate model [i](#)



The images above show the model with each residue coloured according to its atom inclusion. This shows to what extent they are inside the map at the recommended contour level (1.3).













































## 9.4 Atom inclusion [i](#)



At the recommended contour level, 80% of all backbone atoms, 65% of all non-hydrogen atoms, are inside the map.

## 9.5 Map-model fit summary

The table lists the average atom inclusion at the recommended contour level (1.3) and Q-score for the entire model and for each chain.

Chain	Atom inclusion	Q-score
All	 0.6480	 0.1380
A	 0.7090	 0.1450
B	 0.7100	 0.1420
C	 0.7020	 0.1400
D	 0.7040	 0.1420
E	 0.7090	 0.1440
F	 0.7060	 0.1440
G	 0.7060	 0.1440
H	 0.6350	 0.1360
I	 0.6390	 0.1350
J	 0.6390	 0.1340
K	 0.6380	 0.1340
L	 0.6360	 0.1360
M	 0.6340	 0.1370
N	 0.6310	 0.1380
O	 0.4090	 0.1220
P	 0.4070	 0.1240
Q	 0.4000	 0.1210
R	 0.3930	 0.1230
S	 0.3930	 0.1170
T	 0.3980	 0.1210
U	 0.3950	 0.1170

