



Full wwPDB X-ray Structure Validation Report ⓘ

Sep 5, 2023 – 02:46 AM EDT

PDB ID : 3UFJ
Title : Human Thymine DNA Glycosylase Bound to Substrate Analog 2'-fluoro-2'-deoxyuridine
Authors : Pozharski, E.; Maiti, A.; Drohat, A.C.
Deposited on : 2011-11-01
Resolution : 2.97 Å(reported)

This is a Full wwPDB X-ray Structure Validation Report for a publicly released PDB entry.

We welcome your comments at validation@mail.wwpdb.org

A user guide is available at

<https://www.wwpdb.org/validation/2017/XrayValidationReportHelp>

with specific help available everywhere you see the ⓘ symbol.

The types of validation reports are described at

<http://www.wwpdb.org/validation/2017/FAQs#types>.

The following versions of software and data (see [references ⓘ](#)) were used in the production of this report:

MolProbity : 4.02b-467
Mogul : 1.8.5 (274361), CSD as541be (2020)
Xtriage (Phenix) : 1.13
EDS : 2.35
Percentile statistics : 20191225.v01 (using entries in the PDB archive December 25th 2019)
Refmac : 5.8.0158
CCP4 : 7.0.044 (Gargrove)
Ideal geometry (proteins) : Engh & Huber (2001)
Ideal geometry (DNA, RNA) : Parkinson et al. (1996)
Validation Pipeline (wwPDB-VP) : 2.35

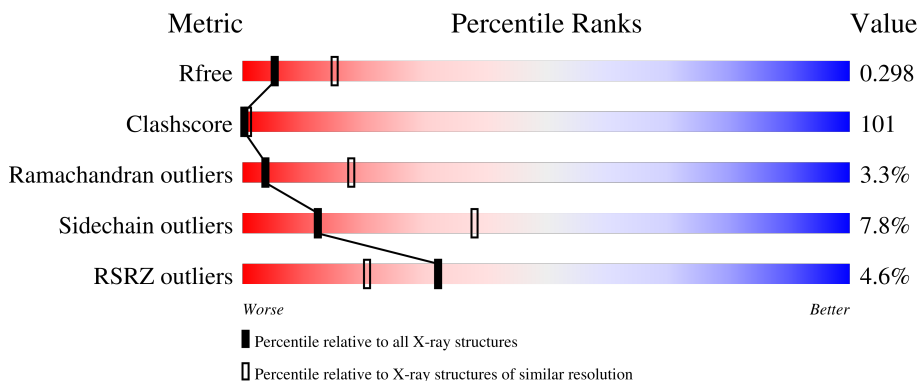
1 Overall quality at a glance

The following experimental techniques were used to determine the structure:

X-RAY DIFFRACTION

The reported resolution of this entry is 2.97 Å.

Percentile scores (ranging between 0-100) for global validation metrics of the entry are shown in the following graphic. The table shows the number of entries on which the scores are based.



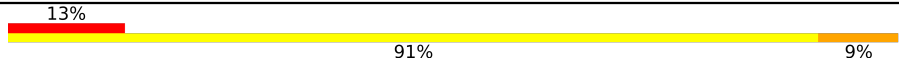
Metric	Whole archive (#Entries)	Similar resolution (#Entries, resolution range(Å))
R_{free}	130704	3104 (3.00-2.92)
Clashscore	141614	3462 (3.00-2.92)
Ramachandran outliers	138981	3340 (3.00-2.92)
Sidechain outliers	138945	3343 (3.00-2.92)
RSRZ outliers	127900	2986 (3.00-2.92)

The table below summarises the geometric issues observed across the polymeric chains and their fit to the electron density. The red, orange, yellow and green segments of the lower bar indicate the fraction of residues that contain outliers for ≥ 3 , 2, 1 and 0 types of geometric quality criteria respectively. A grey segment represents the fraction of residues that are not modelled. The numeric value for each fraction is indicated below the corresponding segment, with a dot representing fractions $\leq 5\%$. The upper red bar (where present) indicates the fraction of residues that have poor fit to the electron density. The numeric value is given above the bar.

Mol	Chain	Length	Quality of chain
1	A	204	 61% 25% 9%
1	B	204	 62% 21% 5% 11%
2	C	23	 30% 13% 87%
2	E	23	 22% 9% 91%
3	D	23	 13% 87% 9%

Continued on next page...

Continued from previous page...

Mol	Chain	Length	Quality of chain
3	F	23	 <p>A horizontal bar chart representing the quality of chain. The bar is divided into three segments: a red segment on the left labeled '13%', a large yellow segment in the middle labeled '91%', and a small orange segment on the right labeled '9%'.</p>

2 Entry composition i

There are 4 unique types of molecules in this entry. The entry contains 4509 atoms, of which 0 are hydrogens and 0 are deuteriums.

In the tables below, the ZeroOcc column contains the number of atoms modelled with zero occupancy, the AltConf column contains the number of residues with at least one atom in alternate conformation and the Trace column contains the number of residues modelled with at most 2 atoms.

- Molecule 1 is a protein called G/T mismatch-specific thymine DNA glycosylase.

Mol	Chain	Residues	Atoms					ZeroOcc	AltConf	Trace
			Total	C	N	O	S			
1	A	185	1367	875	234	249	9	0	1	0
1	B	182	1265	809	218	231	7	0	0	0

There are 12 discrepancies between the modelled and reference sequences:

Chain	Residue	Modelled	Actual	Comment	Reference
A	105	GLY	-	expression tag	UNP Q13569
A	106	SER	-	expression tag	UNP Q13569
A	107	HIS	-	expression tag	UNP Q13569
A	108	MET	-	expression tag	UNP Q13569
A	109	ALA	-	expression tag	UNP Q13569
A	110	SER	-	expression tag	UNP Q13569
B	105	GLY	-	expression tag	UNP Q13569
B	106	SER	-	expression tag	UNP Q13569
B	107	HIS	-	expression tag	UNP Q13569
B	108	MET	-	expression tag	UNP Q13569
B	109	ALA	-	expression tag	UNP Q13569
B	110	SER	-	expression tag	UNP Q13569

- Molecule 2 is a DNA chain called 5'-D(*CP*AP*GP*CP*TP*CP*TP*GP*TP*AP*CP*GP*TP*GP*AP*GP*CP*AP*GP*TP*GP*GP*A)-3'.

Mol	Chain	Residues	Atoms					ZeroOcc	AltConf	Trace
			Total	C	N	O	P			
2	C	23	473	225	90	136	22	0	0	0
2	E	23	473	225	90	136	22	0	0	0

- Molecule 3 is a DNA chain called 5'-D(*CP*CP*AP*CP*TP*GP*CP*TP*CP*AP*(UF2)P*GP*TP*AP*CP*AP*GP*AP*GP*CP*TP*GP*T)-3'.

Mol	Chain	Residues	Atoms						ZeroOcc	AltConf	Trace
			Total	C	F	N	O	P			
3	D	23	465	222	1	83	137	22	0	0	0
3	F	23	465	222	1	83	137	22	0	0	0

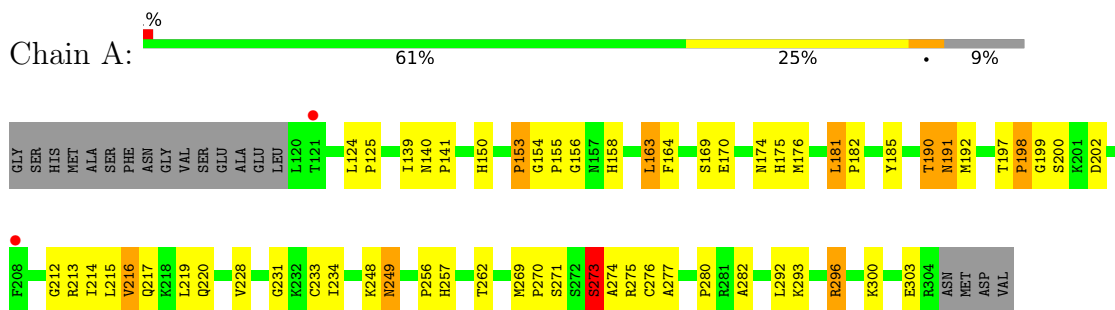
- Molecule 4 is water.

Mol	Chain	Residues	Atoms		ZeroOcc	AltConf
4	A	1	Total	O	0	0
			1	1		

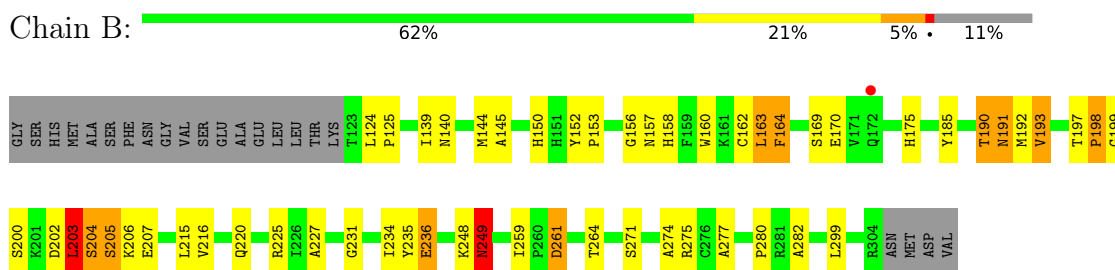
3 Residue-property plots

These plots are drawn for all protein, RNA, DNA and oligosaccharide chains in the entry. The first graphic for a chain summarises the proportions of the various outlier classes displayed in the second graphic. The second graphic shows the sequence view annotated by issues in geometry and electron density. Residues are color-coded according to the number of geometric quality criteria for which they contain at least one outlier: green = 0, yellow = 1, orange = 2 and red = 3 or more. A red dot above a residue indicates a poor fit to the electron density ($RSRZ > 2$). Stretches of 2 or more consecutive residues without any outlier are shown as a green connector. Residues present in the sample, but not in the model, are shown in grey.

- Molecule 1: G/T mismatch-specific thymine DNA glycosylase



- Molecule 1: G/T mismatch-specific thymine DNA glycosylase



- Molecule 2: 5'-D(*CP*AP*GP*CP*TP*CP*TP*GP*TP*AP*CP*GP*TP*GP*AP*GP*CP*A P*GP*TP*GP*GP*A)-3'




- Molecule 2: 5'-D(*CP*AP*GP*CP*TP*CP*TP*GP*TP*AP*CP*GP*TP*GP*AP*GP*CP*A P*GP*TP*GP*GP*A)-3'

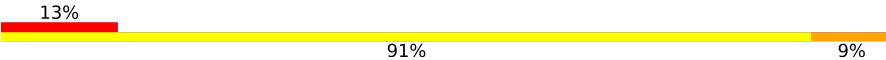


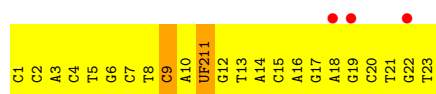
- Molecule 3: 5'-D(*CP*CP*AP*CP*TP*GP*CP*TP*CP*AP*(UF2)P*GP*TP*AP*CP*AP*GP*AP*GP*CP*TP*GP*T)-3'

Chain D:  13% 87% 9%



- Molecule 3: 5'-D(*CP*CP*AP*CP*TP*GP*CP*TP*CP*AP*(UF2)P*GP*TP*AP*CP*AP*GP*AP*GP*CP*TP*GP*T)-3'

Chain F:  13% 91% 9%



4 Data and refinement statistics i

Property	Value	Source
Space group	P 65	Depositor
Cell constants a, b, c, α , β , γ	162.54Å 162.54Å 54.96Å 90.00° 90.00° 120.00°	Depositor
Resolution (Å)	40.63 – 2.97 40.63 – 2.97	Depositor EDS
% Data completeness (in resolution range)	99.6 (40.63-2.97) 99.8 (40.63-2.97)	Depositor EDS
R_{merge}	(Not available)	Depositor
R_{sym}	(Not available)	Depositor
$\langle I/\sigma(I) \rangle$ ¹	1.20 (at 2.95Å)	Xtrriage
Refinement program	REFMAC 5.6.0117	Depositor
R, R_{free}	0.263 , 0.304 0.259 , 0.298	Depositor DCC
R_{free} test set	881 reflections (5.05%)	wwPDB-VP
Wilson B-factor (Å ²)	89.0	Xtrriage
Anisotropy	0.541	Xtrriage
Bulk solvent k_{sol} (e/Å ³), B_{sol} (Å ²)	0.23 , 79.7	EDS
L-test for twinning ²	$\langle L \rangle = 0.46$, $\langle L^2 \rangle = 0.29$	Xtrriage
Estimated twinning fraction	0.065 for h,-h-k,-l	Xtrriage
F_o, F_c correlation	0.92	EDS
Total number of atoms	4509	wwPDB-VP
Average B, all atoms (Å ²)	111.0	wwPDB-VP

Xtrriage's analysis on translational NCS is as follows: *The largest off-origin peak in the Patterson function is 2.90% of the height of the origin peak. No significant pseudotranslation is detected.*

¹Intensities estimated from amplitudes.

²Theoretical values of $\langle |L| \rangle$, $\langle L^2 \rangle$ for acentric reflections are 0.5, 0.333 respectively for untwinned datasets, and 0.375, 0.2 for perfectly twinned datasets.

5 Model quality [i](#)

5.1 Standard geometry [i](#)

Bond lengths and bond angles in the following residue types are not validated in this section: UF2

The Z score for a bond length (or angle) is the number of standard deviations the observed value is removed from the expected value. A bond length (or angle) with $|Z| > 5$ is considered an outlier worth inspection. RMSZ is the root-mean-square of all Z scores of the bond lengths (or angles).

Mol	Chain	Bond lengths		Bond angles	
		RMSZ	$\# Z > 5$	RMSZ	$\# Z > 5$
1	A	0.58	0/1406	0.65	0/1917
1	B	0.57	1/1299 (0.1%)	0.64	1/1778 (0.1%)
2	C	0.25	0/531	0.81	0/819
2	E	0.28	0/531	0.79	0/819
3	D	0.23	0/497	0.78	1/762 (0.1%)
3	F	0.28	0/497	0.75	1/762 (0.1%)
All	All	0.46	1/4761 (0.0%)	0.71	3/6857 (0.0%)

All (1) bond length outliers are listed below:

Mol	Chain	Res	Type	Atoms	Z	Observed(Å)	Ideal(Å)
1	B	160	TRP	CD2-CE2	6.41	1.49	1.41

All (3) bond angle outliers are listed below:

Mol	Chain	Res	Type	Atoms	Z	Observed(°)	Ideal(°)
3	F	9	DC	O5'-P-OP1	-6.04	100.26	105.70
1	B	203	LEU	CA-CB-CG	-5.86	101.82	115.30
3	D	1	DC	P-O3'-C3'	5.06	125.77	119.70

There are no chirality outliers.

There are no planarity outliers.

5.2 Too-close contacts [i](#)

In the following table, the Non-H and H(model) columns list the number of non-hydrogen atoms and hydrogen atoms in the chain respectively. The H(added) column lists the number of hydrogen atoms added and optimized by MolProbity. The Clashes column lists the number of clashes within the asymmetric unit, whereas Symm-Clashes lists symmetry-related clashes.

Mol	Chain	Non-H	H(model)	H(added)	Clashes	Symm-Clashes
1	A	1367	0	1235	60	0
1	B	1265	0	1043	70	0
2	C	473	0	245	285	0
2	E	473	0	244	276	0
3	D	465	0	244	353	0
3	F	465	0	245	371	0
4	A	1	0	0	0	0
All	All	4509	0	3256	778	0

The all-atom clashscore is defined as the number of clashes found per 1000 atoms (including hydrogen atoms). The all-atom clashscore for this structure is 101.

All (778) close contacts within the same asymmetric unit are listed below, sorted by their clash magnitude.

Atom-1	Atom-2	Interatomic distance (Å)	Clash overlap (Å)
3:D:6:DG:C5	2:E:11:DC:H2''	1.19	1.64
3:D:15:DC:H5'	2:E:20:DT:C2	1.31	1.60
2:C:8:DG:C4	3:F:1:DC:H2'	1.35	1.59
3:D:3:DA:C2'	2:E:10:DA:H5'	1.31	1.59
3:D:9:DC:C2	3:F:9:DC:C2	1.91	1.57
2:C:11:DC:C2'	3:F:6:DG:C5	1.88	1.52
2:C:20:DT:C2	3:F:15:DC:H5'	1.43	1.52
3:D:3:DA:C2'	2:E:10:DA:C5'	1.88	1.52
3:D:1:DC:H2'	2:E:8:DG:C4	1.41	1.51
2:C:11:DC:H2''	3:F:6:DG:C5	0.99	1.51
2:C:14:DG:C8	3:F:8:DT:OP2	1.65	1.50
2:C:10:DA:H5'	3:F:3:DA:C2'	1.37	1.48
3:D:6:DG:N7	2:E:11:DC:H2''	1.29	1.47
3:D:3:DA:H2''	2:E:10:DA:C5'	1.43	1.47
3:D:17:DG:C2'	2:E:23:DA:H2''	1.46	1.45
2:C:19:DG:O6	3:F:14:DA:C2	1.68	1.45
3:D:17:DG:H2'	2:E:23:DA:C2'	1.48	1.44
2:C:11:DC:H2''	3:F:6:DG:N7	1.32	1.44
2:C:23:DA:C2'	3:F:17:DG:H2'	1.21	1.44
2:C:8:DG:C1'	3:F:1:DC:C3'	1.92	1.43
2:C:11:DC:O5'	3:F:5:DT:C7	1.65	1.43
2:C:20:DT:O2	3:F:15:DC:C5'	1.65	1.42
3:D:15:DC:C5'	2:E:20:DT:O2	1.69	1.40
3:D:3:DA:N6	3:F:14:DA:C2	1.81	1.40
3:D:14:DA:C2	2:E:19:DG:O6	1.73	1.40
3:D:9:DC:N1	3:F:9:DC:C2	1.92	1.38
3:D:6:DG:C5	2:E:11:DC:C2'	2.04	1.37

Continued on next page...

Continued from previous page...

Atom-1	Atom-2	Interatomic distance (Å)	Clash overlap (Å)
3:D:6:DG:C2	2:E:12:DG:C5	1.98	1.37
2:C:16:DG:N2	3:F:10:DA:N6	1.71	1.36
2:C:12:DG:C5	3:F:6:DG:C2	1.96	1.36
3:D:17:DG:C1'	2:E:23:DA:H1'	1.51	1.35
2:C:10:DA:C5'	3:F:3:DA:C2'	2.04	1.35
2:C:23:DA:H2''	3:F:17:DG:C3'	1.55	1.35
3:D:9:DC:C2	3:F:9:DC:N1	1.89	1.35
2:C:11:DC:C2'	3:F:6:DG:C6	2.11	1.33
3:D:9:DC:H1'	3:F:9:DC:O4'	1.28	1.32
2:C:21:DG:O4'	3:F:15:DC:C5'	1.79	1.31
3:D:8:DT:O2	3:F:10:DA:C6	1.83	1.31
2:C:9:DT:O2	3:F:3:DA:N7	1.64	1.30
2:C:12:DG:C2'	3:F:7:DC:H5''	1.59	1.29
2:C:16:DG:N2	3:F:10:DA:C6	2.00	1.29
2:C:23:DA:H2''	3:F:17:DG:C2'	1.15	1.29
2:C:16:DG:H22	3:F:10:DA:N6	1.25	1.29
3:D:3:DA:H2'	2:E:10:DA:O5'	1.29	1.28
2:C:12:DG:H2''	3:F:7:DC:C5'	1.62	1.27
3:D:9:DC:O4'	3:F:9:DC:H1'	1.35	1.27
3:D:9:DC:O2	3:F:9:DC:N1	1.67	1.27
2:C:8:DG:C1'	3:F:1:DC:O3'	1.82	1.27
3:D:10:DA:C6	3:F:8:DT:O2	1.87	1.26
2:C:8:DG:C4	3:F:1:DC:C2'	2.18	1.25
3:D:6:DG:C2	2:E:12:DG:C6	2.25	1.25
3:D:1:DC:C2'	2:E:8:DG:N9	1.90	1.24
3:D:7:DC:C2	2:E:13:DT:C4	2.23	1.24
3:D:5:DT:C7	2:E:11:DC:O5'	1.75	1.24
2:C:9:DT:OP1	3:F:2:DC:H5'	1.32	1.23
3:D:8:DT:C2	3:F:10:DA:C6	2.18	1.23
3:D:9:DC:N1	3:F:9:DC:O2	1.69	1.23
3:D:2:DC:N3	3:F:15:DC:O2	1.72	1.23
2:C:8:DG:O4'	3:F:1:DC:C3'	1.81	1.23
2:C:17:DC:C6	3:F:12:DG:O6	1.91	1.22
3:D:10:DA:C6	3:F:8:DT:C2	2.26	1.22
2:C:13:DT:C4	3:F:8:DT:C5	2.28	1.21
2:C:13:DT:C4	3:F:7:DC:C2	2.16	1.21
2:C:9:DT:OP1	3:F:2:DC:C5'	1.88	1.21
2:C:21:DG:O4'	3:F:15:DC:H5''	1.29	1.21
3:D:12:DG:C5'	2:E:18:DA:OP1	1.88	1.21
2:C:21:DG:N2	3:F:16:DA:O4'	1.73	1.21
2:C:10:DA:C5'	3:F:3:DA:H2''	1.68	1.21

Continued on next page...

Continued from previous page...

Atom-1	Atom-2	Interatomic distance (Å)	Clash overlap (Å)
2:C:8:DG:O4'	3:F:1:DC:O3'	1.53	1.20
2:C:10:DA:C5'	3:F:3:DA:H2'	1.65	1.20
2:C:18:DA:OP1	3:F:12:DG:H5''	1.36	1.20
3:D:15:DC:C5'	2:E:20:DT:C2	2.21	1.20
2:C:18:DA:N6	2:E:10:DA:C2	2.10	1.20
2:C:19:DG:C6	3:F:14:DA:C2	2.29	1.19
3:D:7:DC:H5''	2:E:12:DG:H2''	1.20	1.19
3:D:6:DG:N7	2:E:11:DC:C2'	2.00	1.18
2:C:19:DG:O6	2:E:10:DA:C2	1.96	1.18
3:D:1:DC:H2'	2:E:8:DG:N9	1.29	1.18
2:C:8:DG:N9	3:F:1:DC:C2'	2.07	1.18
3:D:17:DG:H3'	2:E:23:DA:O3'	1.42	1.18
2:C:21:DG:C1'	3:F:15:DC:C5'	2.11	1.17
3:D:9:DC:O2	3:F:9:DC:O4'	1.61	1.17
3:D:12:DG:O6	2:E:17:DC:C6	1.98	1.17
3:D:14:DA:P	2:E:19:DG:H3'	1.82	1.17
2:C:20:DT:O4'	3:F:14:DA:H4'	1.42	1.17
3:D:17:DG:O4'	2:E:23:DA:C1'	1.92	1.17
2:C:11:DC:C2'	3:F:6:DG:N7	1.96	1.17
2:C:14:DG:N7	3:F:8:DT:OP2	1.77	1.16
2:C:20:DT:OP2	3:F:14:DA:OP1	1.64	1.16
3:D:7:DC:C6	2:E:12:DG:C4	2.17	1.16
2:C:8:DG:N9	3:F:1:DC:H2'	1.59	1.16
2:C:18:DA:C8	3:F:13:DT:C2	2.34	1.15
2:C:19:DG:C6	2:E:10:DA:H2	1.64	1.15
2:C:23:DA:O3'	3:F:17:DG:C3'	1.81	1.15
3:D:17:DG:O4'	2:E:23:DA:H1'	1.00	1.15
2:C:12:DG:C6	3:F:6:DG:N2	2.14	1.15
2:C:16:DG:N2	3:F:10:DA:C5	2.14	1.15
3:D:6:DG:N2	2:E:12:DG:C6	2.15	1.15
3:D:7:DC:H5''	2:E:12:DG:C2'	1.76	1.15
3:D:3:DA:H2'	2:E:10:DA:C5'	1.61	1.14
2:C:8:DG:O4'	3:F:1:DC:H3'	1.41	1.14
3:D:17:DG:C4'	2:E:23:DA:H1'	1.59	1.14
1:A:156:GLY:N	3:F:9:DC:OP1	1.81	1.14
3:D:8:DT:C5	2:E:13:DT:C4	2.36	1.13
1:B:277:ALA:HB3	2:C:18:DA:H2	1.12	1.13
3:D:8:DT:C6	2:E:14:DG:N1	1.94	1.13
3:D:15:DC:H5''	2:E:21:DG:O4'	1.42	1.12
2:C:18:DA:OP1	3:F:12:DG:C5'	1.98	1.12
3:D:1:DC:C2'	2:E:8:DG:C4	2.25	1.12

Continued on next page...

Continued from previous page...

Atom-1	Atom-2	Interatomic distance (Å)	Clash overlap (Å)
2:C:12:DG:C6	3:F:6:DG:C2	2.38	1.12
3:D:3:DA:N6	3:F:14:DA:H2	1.26	1.11
3:D:9:DC:O2	3:F:9:DC:C6	2.02	1.11
2:C:20:DT:C2	3:F:15:DC:C5'	2.24	1.11
3:D:7:DC:C6	2:E:12:DG:C5	2.33	1.11
3:D:17:DG:C4'	2:E:23:DA:C1'	2.25	1.11
2:C:11:DC:H2''	3:F:6:DG:C6	1.78	1.10
2:C:8:DG:C1'	3:F:1:DC:C2'	2.29	1.10
3:D:17:DG:C3'	2:E:23:DA:O3'	1.99	1.10
2:C:10:DA:C2	2:E:18:DA:N6	2.19	1.10
3:D:9:DC:C6	3:F:9:DC:O2	2.03	1.10
3:D:12:DG:H5''	2:E:18:DA:OP1	1.42	1.10
3:D:14:DA:H2''	2:E:21:DG:N7	1.66	1.10
3:D:9:DC:O2	3:F:9:DC:C1'	1.99	1.09
3:D:13:DT:O3'	2:E:19:DG:C3'	1.84	1.09
3:D:7:DC:C5'	2:E:12:DG:H2''	1.81	1.09
3:D:9:DC:O4'	3:F:9:DC:O2	1.68	1.09
3:D:17:DG:C1'	2:E:23:DA:C1'	2.28	1.09
3:D:15:DC:C5'	2:E:21:DG:O4'	1.98	1.09
2:C:10:DA:O5'	3:F:3:DA:H2'	1.51	1.09
2:C:11:DC:O5'	3:F:5:DT:H73	1.23	1.08
2:C:13:DT:N3	3:F:8:DT:C6	2.20	1.08
3:D:5:DT:H73	2:E:11:DC:O5'	1.42	1.08
2:C:20:DT:O2	3:F:15:DC:H5'	0.89	1.07
3:D:14:DA:OP1	2:E:20:DT:OP2	1.72	1.07
2:C:10:DA:C2	2:E:19:DG:O6	2.07	1.07
2:C:12:DG:C8	3:F:7:DC:C6	2.41	1.07
3:D:9:DC:C1'	3:F:9:DC:C1'	2.32	1.07
3:D:17:DG:C2'	2:E:23:DA:C2'	2.18	1.07
3:D:4:DC:H2'	2:E:11:DC:OP1	1.47	1.07
2:C:8:DG:H1'	3:F:1:DC:C2'	1.84	1.06
2:C:11:DC:OP1	3:F:4:DC:H2'	1.48	1.06
3:D:15:DC:H5'	2:E:20:DT:O2	0.88	1.05
2:C:8:DG:H1'	3:F:1:DC:C3'	1.83	1.05
2:C:23:DA:O3'	3:F:17:DG:H3'	1.24	1.05
3:D:6:DG:C6	2:E:11:DC:C2'	2.39	1.05
3:D:13:DT:O3'	2:E:19:DG:H3'	1.24	1.04
2:C:13:DT:O4	3:F:7:DC:N3	1.91	1.04
3:F:8:DT:H5''	3:F:8:DT:H6	1.20	1.04
2:C:8:DG:H1'	3:F:1:DC:O3'	1.55	1.03
2:C:21:DG:N7	3:F:14:DA:H2''	1.72	1.03

Continued on next page...

Continued from previous page...

Atom-1	Atom-2	Interatomic distance (Å)	Clash overlap (Å)
3:D:9:DC:C1'	3:F:9:DC:O2	2.05	1.03
2:C:23:DA:C2'	3:F:17:DG:C3'	2.00	1.03
3:D:4:DC:N3	2:E:10:DA:N3	1.94	1.03
1:A:155:PRO:C	3:F:9:DC:OP1	1.98	1.02
3:D:7:DC:C2	2:E:13:DT:O4	2.11	1.02
2:C:12:DG:C8	3:F:7:DC:C5	2.48	1.02
3:D:8:DT:C6	2:E:13:DT:N3	2.27	1.02
3:D:13:DT:C2	2:E:18:DA:C8	2.47	1.02
2:C:11:DC:O5'	3:F:5:DT:H71	1.58	1.01
3:D:7:DC:C4	2:E:13:DT:O4	2.14	1.01
3:F:6:DG:H2''	3:F:7:DC:OP1	1.58	1.01
3:D:2:DC:H2'	2:E:9:DT:C1'	1.89	1.01
3:D:14:DA:C2	2:E:19:DG:C6	2.47	1.01
2:C:8:DG:N9	3:F:1:DC:C3'	2.20	1.01
3:D:5:DT:H71	2:E:11:DC:O5'	1.59	1.01
3:D:9:DC:C1'	3:F:9:DC:O4'	2.08	1.00
3:D:14:DA:H4'	2:E:20:DT:O4'	1.58	1.00
3:D:8:DT:C2	3:F:10:DA:N6	2.28	1.00
3:D:12:DG:H1'	2:E:18:DA:C2'	1.70	1.00
3:D:12:DG:O3'	2:E:18:DA:H3'	1.56	1.00
2:C:19:DG:C6	2:E:10:DA:C2	2.50	1.00
3:D:7:DC:N3	2:E:13:DT:O4	1.95	1.00
2:C:20:DT:OP2	3:F:14:DA:P	2.18	0.99
2:C:20:DT:P	3:F:14:DA:OP1	2.20	0.99
2:C:13:DT:O4	3:F:8:DT:C4	2.15	0.99
2:C:20:DT:N3	3:F:15:DC:O4'	1.95	0.99
3:D:7:DC:C6	2:E:12:DG:N9	2.31	0.99
3:D:9:DC:C2	3:F:9:DC:C6	2.49	0.99
2:C:16:DG:N2	3:F:10:DA:H62	1.38	0.98
3:D:9:DC:C6	3:F:9:DC:C2	2.51	0.98
3:D:17:DG:C2'	2:E:23:DA:C1'	2.41	0.98
2:C:8:DG:H1'	3:F:1:DC:H2''	1.45	0.98
1:B:170:GLU:HG2	1:B:185:TYR:OH	1.63	0.98
2:C:10:DA:H2	2:E:19:DG:C6	1.80	0.98
3:D:2:DC:H2'	2:E:9:DT:H1'	1.45	0.98
1:A:275:ARG:HG2	2:E:17:DC:H1'	1.44	0.98
2:C:11:DC:C5'	3:F:5:DT:C7	2.16	0.98
1:B:275:ARG:HG2	2:C:17:DC:H1'	1.43	0.98
2:C:8:DG:C8	3:F:1:DC:H3'	1.99	0.98
2:C:8:DG:C1'	3:F:1:DC:H3'	1.77	0.98
2:C:13:DT:O4	3:F:7:DC:C2	2.12	0.97

Continued on next page...

Continued from previous page...

Atom-1	Atom-2	Interatomic distance (Å)	Clash overlap (Å)
1:A:155:PRO:O	3:F:9:DC:OP1	1.82	0.97
1:B:158:HIS:HB3	1:B:282:ALA:HB2	1.44	0.97
3:D:16:DA:OP2	2:E:22:DG:C8	2.05	0.97
2:C:8:DG:N9	3:F:1:DC:H3'	1.77	0.97
2:C:12:DG:H2''	3:F:7:DC:H5''	0.98	0.97
2:C:14:DG:N1	3:F:8:DT:C6	2.09	0.97
2:C:23:DA:C2'	3:F:17:DG:H3'	1.91	0.96
3:D:8:DT:H5''	3:D:8:DT:H6	1.30	0.96
2:C:11:DC:H2''	3:F:6:DG:C4	2.00	0.96
2:C:9:DT:H1'	3:F:2:DC:H2'	1.45	0.96
3:D:9:DC:O4'	3:F:9:DC:C1'	2.13	0.96
2:C:21:DG:O4'	3:F:15:DC:O5'	1.81	0.96
3:D:8:DT:C4	2:E:13:DT:O4	2.19	0.96
2:C:13:DT:O4	3:F:7:DC:C4	2.19	0.95
3:D:2:DC:C4	3:F:15:DC:O2	2.07	0.95
3:D:2:DC:H5''	2:E:8:DG:H1'	1.49	0.95
1:A:228:VAL:HG21	1:A:292:LEU:HD11	1.49	0.95
2:C:13:DT:C4	3:F:8:DT:C6	2.55	0.95
2:C:18:DA:H3'	3:F:12:DG:O3'	1.60	0.95
3:D:7:DC:C6	2:E:12:DG:C8	2.54	0.95
3:D:17:DG:C3'	2:E:23:DA:H2''	1.95	0.94
1:B:277:ALA:CB	2:C:18:DA:H2	1.81	0.94
3:D:17:DG:C2'	2:E:23:DA:H1'	1.97	0.93
3:D:17:DG:C3'	2:E:23:DA:C2'	2.47	0.93
3:D:9:DC:N3	3:F:9:DC:C4	2.36	0.93
3:D:16:DA:O4'	2:E:21:DG:N2	2.01	0.93
2:C:11:DC:H2'	3:F:6:DG:C6	2.01	0.93
3:D:8:DT:H2'	3:F:9:DC:O2	1.68	0.92
2:C:10:DA:H2	2:E:19:DG:O6	1.48	0.92
1:B:277:ALA:HB3	2:C:18:DA:C2	2.04	0.92
3:D:9:DC:C4	3:F:9:DC:N3	2.37	0.92
2:C:12:DG:N7	3:F:7:DC:C4	2.34	0.91
3:D:14:DA:P	2:E:20:DT:OP2	2.28	0.91
2:C:12:DG:N7	3:F:7:DC:C5	2.38	0.91
2:C:20:DT:C4'	3:F:14:DA:H4'	1.95	0.91
2:C:14:DG:C8	3:F:8:DT:P	2.63	0.91
3:D:10:DA:N6	3:F:8:DT:C2	2.39	0.91
2:C:19:DG:C6	3:F:14:DA:N3	2.38	0.90
3:D:7:DC:C5	2:E:12:DG:N7	2.40	0.90
2:C:8:DG:C4'	3:F:1:DC:O3'	2.19	0.90
2:C:22:DG:C8	3:F:16:DA:OP2	2.22	0.90

Continued on next page...

Continued from previous page...

Atom-1	Atom-2	Interatomic distance (Å)	Clash overlap (Å)
3:D:4:DC:C2'	2:E:11:DC:OP1	2.19	0.90
3:D:12:DG:C2'	2:E:18:DA:H3'	2.01	0.90
3:D:7:DC:C5	2:E:12:DG:C8	2.60	0.89
1:A:277:ALA:HB3	2:E:18:DA:H2	1.36	0.89
3:D:9:DC:O2	3:F:8:DT:H2'	1.72	0.89
2:C:11:DC:C1'	3:F:6:DG:C6	2.53	0.89
2:C:9:DT:C1'	3:F:2:DC:H2'	2.03	0.88
3:D:6:DG:C8	2:E:11:DC:H2''	2.08	0.88
2:C:8:DG:H1'	3:F:2:DC:H5''	1.56	0.88
3:D:14:DA:P	2:E:19:DG:C3'	2.60	0.88
2:C:9:DT:OP1	3:F:2:DC:O5'	1.91	0.88
3:D:14:DA:N3	2:E:19:DG:C6	2.42	0.88
2:C:14:DG:N1	3:F:8:DT:N1	2.22	0.88
2:C:18:DA:C3'	3:F:12:DG:O3'	2.21	0.87
2:C:21:DG:H2''	3:F:16:DA:OP2	1.73	0.87
3:D:8:DT:N1	2:E:14:DG:N1	2.22	0.87
2:C:20:DT:O2	3:F:15:DC:C4'	2.22	0.86
3:D:3:DA:N6	3:F:15:DC:O2	2.08	0.86
2:C:11:DC:C5'	3:F:5:DT:H71	2.01	0.86
3:D:1:DC:H2'	2:E:8:DG:C8	2.09	0.86
3:D:12:DG:C1'	2:E:18:DA:C2'	2.52	0.86
2:C:12:DG:C4	3:F:6:DG:N3	2.18	0.86
2:C:11:DC:H2'	3:F:6:DG:O6	1.75	0.86
3:D:12:DG:O6	2:E:17:DC:H6	1.56	0.86
3:D:12:DG:C2'	2:E:18:DA:C3'	2.52	0.86
3:D:15:DC:O4'	2:E:20:DT:N3	2.09	0.85
3:D:6:DG:H2''	3:D:7:DC:OP1	1.74	0.85
2:C:19:DG:O6	3:F:14:DA:N1	2.08	0.85
2:C:23:DA:H2'	3:F:17:DG:H2'	1.51	0.85
3:D:7:DC:C4	2:E:12:DG:N7	2.44	0.85
3:D:12:DG:O5'	2:E:18:DA:OP1	1.94	0.85
2:C:16:DG:N2	3:F:10:DA:N7	2.20	0.84
2:C:18:DA:C8	3:F:13:DT:N3	2.45	0.84
3:D:14:DA:OP1	2:E:20:DT:P	2.35	0.84
2:C:23:DA:C2'	3:F:17:DG:C2'	1.78	0.84
3:D:8:DT:O2	3:F:10:DA:C5	2.30	0.84
2:C:18:DA:N6	2:E:10:DA:N3	2.26	0.84
3:D:15:DC:O2	3:F:3:DA:N6	2.11	0.84
2:C:12:DG:H2'	3:F:7:DC:H5''	1.60	0.84
2:C:20:DT:O4'	3:F:14:DA:C4'	2.25	0.83
2:C:15:DA:H1'	3:F:9:DC:OP2	1.79	0.83

Continued on next page...

Continued from previous page...

Atom-1	Atom-2	Interatomic distance (Å)	Clash overlap (Å)
3:D:4:DC:H2'	2:E:10:DA:H4'	1.58	0.83
2:C:23:DA:H2''	3:F:17:DG:H3'	1.53	0.83
3:D:9:DC:H1'	3:F:9:DC:C1'	2.03	0.83
2:C:10:DA:H5'	3:F:3:DA:H2''	0.83	0.83
2:C:22:DG:H2''	3:F:16:DA:H3'	1.60	0.83
3:D:7:DC:C4	2:E:12:DG:C5	2.64	0.83
2:C:14:DG:N9	3:F:8:DT:P	2.51	0.83
3:D:7:DC:OP1	2:E:12:DG:H1'	1.79	0.83
2:C:10:DA:N3	2:E:18:DA:N6	2.27	0.82
3:D:12:DG:O3'	2:E:18:DA:C3'	2.26	0.82
2:C:14:DG:C5	3:F:8:DT:OP2	2.32	0.82
1:B:275:ARG:HE	2:C:17:DC:H4'	1.44	0.82
3:D:17:DG:H2'	2:E:23:DA:C1'	2.08	0.82
2:C:11:DC:OP1	3:F:4:DC:C2'	2.25	0.81
3:D:12:DG:C3'	2:E:18:DA:H3'	2.10	0.81
3:D:9:DC:N3	3:F:9:DC:C2	2.47	0.81
3:D:9:DC:C1'	3:F:9:DC:H1'	2.05	0.81
3:D:7:DC:C5	2:E:12:DG:C5	2.69	0.81
3:D:8:DT:C6	2:E:13:DT:C4	2.68	0.81
2:C:8:DG:C5	3:F:1:DC:H2'	2.13	0.81
3:D:5:DT:O4	2:E:10:DA:H1'	1.81	0.80
3:D:9:DC:N3	3:F:9:DC:N3	2.28	0.79
1:B:275:ARG:NE	2:C:17:DC:H4'	1.97	0.79
2:C:8:DG:N3	3:F:1:DC:H2'	1.97	0.79
3:D:3:DA:C6	3:F:15:DC:O2	2.35	0.79
3:D:17:DG:H2'	2:E:23:DA:H2''	0.79	0.79
3:D:6:DG:C4	2:E:11:DC:H2''	2.10	0.79
3:D:10:DA:C5	3:F:8:DT:O2	2.36	0.79
2:C:8:DG:N3	3:F:1:DC:C2'	2.46	0.78
1:B:259:ILE:HD12	1:B:264:THR:HB	1.66	0.78
3:D:3:DA:OP2	2:E:9:DT:O3'	2.01	0.78
1:A:124:LEU:HD12	1:A:125:PRO:HD2	1.64	0.78
2:C:11:DC:H2''	3:F:6:DG:C8	2.18	0.78
3:D:8:DT:H2'	3:F:9:DC:C2	2.19	0.78
1:B:124:LEU:HD12	1:B:125:PRO:HD2	1.66	0.78
2:C:12:DG:H2'	3:F:7:DC:H6	1.48	0.78
1:B:198:PRO:HB2	1:B:199:GLY:CA	2.14	0.78
3:D:16:DA:H2'	2:E:22:DG:N3	1.96	0.78
2:C:10:DA:N3	3:F:4:DC:N3	2.17	0.77
3:F:8:DT:C6	3:F:8:DT:H5''	2.12	0.77
3:D:9:DC:C2	3:F:9:DC:N3	2.51	0.77

Continued on next page...

Continued from previous page...

Atom-1	Atom-2	Interatomic distance (Å)	Clash overlap (Å)
2:C:12:DG:H1'	3:F:7:DC:O4'	1.84	0.77
2:C:16:DG:C2	3:F:10:DA:N6	2.35	0.77
3:D:1:DC:H3'	2:E:8:DG:C8	2.15	0.77
2:C:18:DA:N7	3:F:13:DT:N3	2.33	0.77
3:D:3:DA:C2'	2:E:10:DA:H5''	2.13	0.77
3:D:9:DC:C2	3:F:9:DC:C1'	2.62	0.77
1:B:139:ILE:HD12	1:B:139:ILE:H	1.49	0.77
2:C:21:DG:C1'	3:F:15:DC:H5''	2.00	0.77
3:D:2:DC:C2'	2:E:9:DT:H1'	2.15	0.77
1:A:277:ALA:CB	2:E:18:DA:H2	1.97	0.76
2:C:20:DT:C2	3:F:15:DC:O4'	2.39	0.76
2:C:12:DG:C1'	3:F:7:DC:O4'	2.33	0.76
3:D:7:DC:H5''	2:E:12:DG:H2'	1.68	0.76
3:D:12:DG:H1'	2:E:18:DA:H2'	1.68	0.76
3:D:12:DG:H2''	2:E:18:DA:H3'	1.67	0.76
3:D:6:DG:N3	2:E:12:DG:C4	2.17	0.75
3:D:9:DC:C2	3:F:8:DT:H2'	2.21	0.75
2:C:13:DT:C4	3:F:8:DT:C4	2.70	0.75
3:D:9:DC:C4	3:F:9:DC:C4	2.74	0.75
3:D:15:DC:O2	3:F:3:DA:C6	2.38	0.75
3:D:12:DG:C6	2:E:17:DC:C6	2.74	0.75
3:D:16:DA:C2'	2:E:22:DG:N3	2.40	0.75
2:C:12:DG:H1'	3:F:7:DC:OP1	1.86	0.75
3:D:15:DC:P	2:E:21:DG:O4'	2.44	0.75
2:C:20:DT:C2	3:F:15:DC:C4'	2.69	0.75
3:D:10:DA:N6	3:F:8:DT:O2	2.20	0.75
1:B:198:PRO:HB2	1:B:199:GLY:HA3	1.67	0.75
2:C:17:DC:C6	3:F:12:DG:C6	2.75	0.75
1:A:198:PRO:HB2	1:A:199:GLY:CA	2.18	0.74
1:A:275:ARG:HD3	2:E:17:DC:H4'	1.68	0.74
2:C:17:DC:H6	3:F:12:DG:O6	1.64	0.74
3:D:8:DT:OP2	2:E:13:DT:C2'	2.26	0.74
2:C:13:DT:N3	3:F:7:DC:C2	2.56	0.74
2:C:9:DT:O3'	3:F:3:DA:OP2	2.05	0.74
3:F:18:DA:H2''	3:F:19:DG:O5'	1.86	0.74
2:C:11:DC:C3'	3:F:6:DG:N7	2.49	0.74
3:D:9:DC:C2	3:F:9:DC:O4'	2.41	0.74
3:D:16:DA:H1'	3:F:2:DC:O2	1.87	0.74
3:D:8:DT:C2'	3:F:9:DC:O2	2.35	0.74
3:D:12:DG:H1'	2:E:18:DA:C1'	2.02	0.74
3:D:1:DC:O5'	2:E:7:DT:O3'	2.05	0.74

Continued on next page...

Continued from previous page...

Atom-1	Atom-2	Interatomic distance (Å)	Clash overlap (Å)
3:D:2:DC:O2	3:F:16:DA:H1'	1.87	0.73
3:D:16:DA:C1'	3:F:2:DC:O2	2.36	0.73
1:B:259:ILE:HD12	1:B:264:THR:CG2	2.18	0.73
1:B:203:LEU:O	1:B:204:SER:HB3	1.87	0.73
2:C:13:DT:C5	3:F:8:DT:C7	2.71	0.73
2:E:12:DG:H2''	2:E:13:DT:H5''	1.69	0.73
3:D:2:DC:N3	3:F:15:DC:C2	2.53	0.73
3:D:15:DC:OP1	2:E:21:DG:O4'	2.04	0.73
1:B:231:GLY:O	1:B:234:ILE:HG22	1.88	0.73
1:B:152:TYR:HD1	1:B:157:ASN:ND2	1.87	0.72
1:A:277:ALA:HB2	3:F:6:DG:N3	2.03	0.72
2:C:14:DG:N9	3:F:8:DT:OP2	2.22	0.72
3:D:12:DG:C1'	2:E:18:DA:H2'	2.18	0.72
1:A:228:VAL:CG2	1:A:292:LEU:HD11	2.20	0.72
3:D:8:DT:O2	3:F:10:DA:N6	2.13	0.72
2:E:8:DG:H2''	2:E:9:DT:OP1	1.89	0.72
1:B:140:ASN:HB3	1:B:193:VAL:HG22	1.72	0.72
3:D:17:DG:C4'	2:E:23:DA:O3'	2.10	0.71
1:A:198:PRO:HB2	1:A:199:GLY:HA3	1.72	0.71
3:D:3:DA:H2'	2:E:10:DA:P	2.29	0.71
2:C:9:DT:H1'	3:F:2:DC:C2'	2.20	0.71
2:C:21:DG:C8	3:F:14:DA:H2''	2.25	0.71
3:D:3:DA:H2''	2:E:10:DA:H5''	1.67	0.71
3:F:1:DC:H2''	3:F:2:DC:H5''	1.71	0.71
3:D:5:DT:N3	2:E:11:DC:O2	2.24	0.71
1:B:164:PHE:HA	1:B:169:SER:OG	1.90	0.71
2:C:18:DA:N7	3:F:13:DT:C2	2.58	0.70
3:D:6:DG:N2	2:E:12:DG:O6	2.23	0.70
3:D:15:DC:H2''	2:E:22:DG:C4	2.25	0.70
2:C:19:DG:O6	3:F:14:DA:H2	1.66	0.70
2:C:12:DG:H2''	2:C:13:DT:H5''	1.74	0.70
2:C:17:DC:N1	3:F:12:DG:C6	2.57	0.70
1:B:277:ALA:HB2	3:D:6:DG:N3	2.06	0.70
1:B:152:TYR:CD1	1:B:157:ASN:ND2	2.60	0.69
2:C:19:DG:H2'	3:F:14:DA:O4'	1.91	0.69
3:D:17:DG:C3'	2:E:23:DA:C3'	2.69	0.69
1:A:231:GLY:O	1:A:234:ILE:HG22	1.92	0.69
1:B:275:ARG:NH1	2:C:17:DC:H4'	2.06	0.69
3:D:2:DC:C2	3:F:16:DA:N3	2.60	0.69
1:B:275:ARG:HD2	3:F:10:DA:C8	2.27	0.69
2:C:10:DA:H1'	3:F:5:DT:O4	1.91	0.69

Continued on next page...

Continued from previous page...

Atom-1	Atom-2	Interatomic distance (Å)	Clash overlap (Å)
3:D:6:DG:C6	2:E:11:DC:H2'	2.26	0.69
3:D:9:DC:C6	3:F:8:DT:O2	2.41	0.69
3:D:14:DA:H4'	2:E:20:DT:C4'	2.22	0.69
1:B:203:LEU:O	1:B:204:SER:CB	2.41	0.69
3:D:2:DC:H3'	2:E:9:DT:H4'	1.75	0.69
3:D:8:DT:C4	2:E:13:DT:C4	2.79	0.69
3:D:17:DG:H3'	2:E:23:DA:C3'	2.22	0.68
3:D:14:DA:H2	2:E:19:DG:O6	1.71	0.68
1:B:259:ILE:HD12	1:B:264:THR:CB	2.23	0.68
2:C:11:DC:H2'	3:F:6:DG:C5	2.17	0.68
1:B:275:ARG:HH11	2:C:17:DC:H4'	1.57	0.68
3:D:8:DT:OP2	2:E:13:DT:H2'	1.94	0.68
3:D:7:DC:C6	2:E:12:DG:N7	2.61	0.67
2:C:14:DG:O5'	3:F:8:DT:OP1	2.12	0.67
1:B:204:SER:OG	1:B:207:GLU:HB2	1.93	0.67
1:B:277:ALA:CB	2:C:18:DA:C2	2.71	0.67
2:C:19:DG:O3'	3:F:14:DA:OP1	2.09	0.67
3:D:1:DC:H2'	2:E:8:DG:C5	2.21	0.67
3:D:6:DG:C6	2:E:11:DC:C1'	2.74	0.67
3:D:9:DC:C2	3:F:8:DT:O2	2.38	0.67
2:E:14:DG:H2''	2:E:15:DA:O5'	1.95	0.67
2:C:13:DT:C4	3:F:7:DC:C4	2.76	0.67
3:D:2:DC:H2'	2:E:9:DT:O4'	1.93	0.66
3:D:1:DC:H2''	3:D:2:DC:H5''	1.78	0.66
3:F:2:DC:H2''	3:F:3:DA:H8	1.59	0.66
3:D:8:DT:C5	2:E:13:DT:O4	2.43	0.66
1:B:198:PRO:CB	1:B:199:GLY:HA3	2.25	0.66
2:C:11:DC:P	3:F:5:DT:C7	2.84	0.66
2:C:21:DG:O4'	3:F:15:DC:P	2.53	0.66
3:D:9:DC:O2	3:F:8:DT:C2'	2.44	0.66
3:D:8:DT:O2	3:F:9:DC:C2	2.34	0.66
3:D:9:DC:OP2	2:E:15:DA:H1'	1.96	0.66
2:C:10:DA:H4'	3:F:4:DC:H2'	1.77	0.65
3:D:17:DG:C3'	2:E:23:DA:H1'	2.23	0.65
1:A:269:MET:HG3	1:A:270:PRO:HD2	1.78	0.65
1:B:280:PRO:HB2	3:D:7:DC:OP1	1.96	0.65
2:E:3:DG:H1	3:F:20:DC:H42	1.44	0.65
2:C:18:DA:C6	2:E:10:DA:C2	2.84	0.65
1:B:197:THR:HB	1:B:198:PRO:HD2	1.78	0.65
2:C:13:DT:O4	3:F:8:DT:N3	2.31	0.64
2:C:14:DG:N1	3:F:8:DT:C1'	2.40	0.64

Continued on next page...

Continued from previous page...

Atom-1	Atom-2	Interatomic distance (Å)	Clash overlap (Å)
3:D:15:DC:C4'	2:E:20:DT:O2	2.45	0.64
1:B:275:ARG:CZ	2:C:17:DC:H4'	2.26	0.64
3:D:7:DC:C4	2:E:13:DT:C4	2.77	0.64
3:D:8:DT:O2	3:F:9:DC:C6	2.37	0.64
3:D:9:DC:C1'	3:F:9:DC:C2	2.68	0.64
3:D:14:DA:H2''	2:E:21:DG:C8	2.32	0.64
2:C:19:DG:H2'	3:F:14:DA:C4'	2.26	0.64
3:D:9:DC:O4'	3:F:9:DC:C2	2.50	0.64
2:C:11:DC:P	3:F:5:DT:H71	2.36	0.64
3:D:7:DC:C2	2:E:13:DT:N3	2.63	0.64
3:D:12:DG:C6	2:E:17:DC:N1	2.65	0.64
2:C:18:DA:OP1	3:F:12:DG:O5'	2.16	0.64
3:D:10:DA:N7	2:E:16:DG:N2	2.38	0.64
2:C:11:DC:C1'	3:F:6:DG:C5	2.79	0.64
3:D:5:DT:H71	2:E:11:DC:P	2.37	0.64
3:D:8:DT:P	2:E:13:DT:O2	2.43	0.64
2:C:8:DG:N3	3:F:1:DC:H2''	2.12	0.64
3:D:3:DA:H2''	2:E:10:DA:H5'	0.65	0.64
3:D:6:DG:C2	2:E:12:DG:O6	2.49	0.64
3:D:12:DG:H2''	2:E:18:DA:C3'	2.25	0.64
3:D:15:DC:O3'	2:E:21:DG:H1'	1.87	0.64
3:D:12:DG:C2	2:E:17:DC:C2'	2.68	0.63
3:D:16:DA:H3'	2:E:22:DG:H2''	1.80	0.63
2:E:15:DA:H2'	2:E:16:DG:C8	2.33	0.63
3:D:9:DC:H4'	3:F:10:DA:H5'	1.80	0.63
3:D:13:DT:N3	2:E:18:DA:C8	2.66	0.63
2:C:11:DC:C2	3:F:5:DT:O4	2.27	0.63
3:D:13:DT:C2	2:E:18:DA:N7	2.67	0.63
3:D:16:DA:O4'	2:E:22:DG:N3	2.25	0.63
2:C:12:DG:C2'	3:F:7:DC:C5'	2.45	0.63
3:D:8:DT:C7	2:E:13:DT:C4	2.81	0.63
3:D:14:DA:N1	2:E:19:DG:O6	2.27	0.63
3:D:4:DC:C3'	2:E:11:DC:OP1	2.47	0.63
3:D:9:DC:H1'	3:F:9:DC:C4'	2.28	0.62
1:A:139:ILE:HD12	1:A:139:ILE:H	1.64	0.62
1:B:275:ARG:HE	2:C:17:DC:C4'	2.13	0.62
2:C:12:DG:O6	3:F:6:DG:N2	2.32	0.62
3:D:2:DC:C5'	2:E:8:DG:H2''	2.29	0.62
2:C:23:DA:HO3'	3:F:17:DG:H3'	1.59	0.62
3:D:5:DT:H73	2:E:10:DA:H2''	1.81	0.61
3:D:9:DC:N3	3:F:9:DC:C5	2.68	0.61

Continued on next page...

Continued from previous page...

Atom-1	Atom-2	Interatomic distance (Å)	Clash overlap (Å)
3:D:2:DC:H5''	2:E:8:DG:C1'	2.29	0.61
3:D:2:DC:H2''	3:D:3:DA:H8	1.65	0.61
3:D:3:DA:H3'	2:E:10:DA:OP1	1.99	0.61
1:B:190:THR:HG23	1:B:191:ASN:N	2.15	0.61
3:D:2:DC:C2'	2:E:9:DT:C1'	2.74	0.61
1:A:293:LYS:O	1:A:296:ARG:HG3	2.01	0.61
3:D:2:DC:O2	3:F:16:DA:C1'	2.47	0.61
3:D:15:DC:C2	3:F:3:DA:N6	2.69	0.61
1:B:200:SER:HA	1:B:203:LEU:HD12	1.81	0.61
2:C:17:DC:N1	3:F:12:DG:O6	2.34	0.61
3:D:8:DT:C2'	3:F:9:DC:C2	2.84	0.61
3:D:15:DC:C4'	2:E:20:DT:C2	2.84	0.61
3:D:18:DA:H2''	3:D:19:DG:O5'	2.00	0.61
2:C:14:DG:H2''	2:C:15:DA:O5'	2.01	0.60
1:A:140:ASN:HB2	1:A:141:PRO:HD2	1.81	0.60
3:D:1:DC:C2'	2:E:8:DG:N3	2.64	0.60
1:B:280:PRO:CB	3:D:7:DC:OP1	2.49	0.60
3:D:16:DA:C2	3:F:2:DC:C6	2.89	0.60
3:D:16:DA:H5'	2:E:21:DG:H21	1.67	0.60
2:C:9:DT:O2	3:F:3:DA:C5	2.53	0.60
1:A:197:THR:HB	1:A:198:PRO:HD2	1.82	0.60
2:C:12:DG:H2'	3:F:7:DC:C6	2.34	0.60
3:D:8:DT:C7	2:E:13:DT:C5	2.85	0.60
3:D:16:DA:N3	3:F:2:DC:C2	2.69	0.60
2:C:13:DT:C4	3:F:8:DT:C7	2.84	0.60
3:D:16:DA:C4	3:F:2:DC:C2	2.89	0.60
3:F:6:DG:C2'	3:F:7:DC:OP1	2.41	0.60
3:D:1:DC:C3'	2:E:8:DG:C8	2.82	0.59
1:A:197:THR:OG1	1:A:199:GLY:O	2.20	0.59
1:B:203:LEU:O	1:B:207:GLU:OE1	2.20	0.59
3:D:1:DC:C2'	2:E:8:DG:C8	2.80	0.59
3:D:8:DT:O5'	2:E:13:DT:O2	2.20	0.59
2:C:13:DT:O2	3:F:8:DT:O5'	2.20	0.59
2:C:18:DA:H2'	3:F:13:DT:C6	2.37	0.59
3:D:2:DC:H5'	2:E:8:DG:H2''	1.83	0.59
1:B:204:SER:HG	1:B:207:GLU:HB2	1.66	0.59
1:A:192:MET:HG3	1:A:234:ILE:HG13	1.85	0.59
2:C:15:DA:H2'	2:C:16:DG:C8	2.37	0.59
3:F:2:DC:H2''	3:F:3:DA:C8	2.37	0.59
1:B:152:TYR:HB3	1:B:157:ASN:ND2	2.18	0.58
1:B:275:ARG:CD	3:F:10:DA:C8	2.86	0.58

Continued on next page...

Continued from previous page...

Atom-1	Atom-2	Interatomic distance (Å)	Clash overlap (Å)
3:D:9:DC:C5	3:F:9:DC:N3	2.70	0.58
2:C:21:DG:H21	3:F:16:DA:C4'	2.15	0.58
3:D:4:DC:N4	2:E:9:DT:C2	2.72	0.58
1:A:212:GLY:O	1:A:216:VAL:HG23	2.04	0.58
3:D:5:DT:C7	2:E:11:DC:P	2.90	0.58
3:D:8:DT:C1'	2:E:14:DG:N1	2.51	0.58
1:A:198:PRO:CB	1:A:199:GLY:HA3	2.32	0.58
3:D:4:DC:N3	2:E:10:DA:C2	2.72	0.57
1:B:277:ALA:HB2	3:D:6:DG:C2	2.39	0.57
3:D:14:DA:C4'	2:E:19:DG:H2'	2.35	0.57
1:B:156:GLY:HA3	3:D:9:DC:OP1	2.05	0.57
2:C:13:DT:C5	3:F:8:DT:H73	2.38	0.57
3:D:13:DT:N3	2:E:18:DA:N7	2.52	0.57
2:C:23:DA:C8	3:F:16:DA:H2'	2.40	0.57
3:D:7:DC:O4'	2:E:12:DG:H1'	2.05	0.57
2:C:14:DG:C4	3:F:8:DT:OP2	2.58	0.57
2:C:19:DG:O6	2:E:10:DA:N1	2.36	0.57
3:D:8:DT:OP1	2:E:14:DG:O5'	2.23	0.57
2:C:21:DG:H2''	3:F:16:DA:P	2.44	0.56
2:C:10:DA:H5'	3:F:4:DC:C6	2.40	0.56
2:C:23:DA:H2''	3:F:17:DG:H2'	0.84	0.56
3:D:2:DC:H3'	2:E:9:DT:C4'	2.34	0.56
3:D:6:DG:N7	2:E:11:DC:C3'	2.67	0.56
3:D:7:DC:O4'	2:E:12:DG:C1'	2.53	0.56
1:A:300:LYS:O	1:A:303:GLU:HB2	2.06	0.56
2:C:8:DG:H2''	2:C:9:DT:OP1	2.04	0.56
2:C:20:DT:N1	3:F:15:DC:H5'	2.13	0.56
2:C:8:DG:H1'	3:F:2:DC:C5'	2.30	0.56
2:C:10:DA:C2	2:E:18:DA:C6	2.94	0.56
3:D:6:DG:H2'	3:D:7:DC:C6	2.41	0.56
3:D:2:DC:H2''	3:D:3:DA:C8	2.41	0.56
1:B:158:HIS:NE2	1:B:274:ALA:HA	2.19	0.56
3:D:7:DC:H6	2:E:12:DG:H2'	1.71	0.56
2:C:13:DT:C5	3:F:8:DT:C5	2.92	0.56
3:D:14:DA:OP1	2:E:19:DG:O3'	2.23	0.56
2:C:13:DT:O2	3:F:8:DT:P	2.60	0.56
2:C:18:DA:C3'	3:F:12:DG:C3'	2.71	0.56
2:C:21:DG:H21	3:F:16:DA:C5'	2.18	0.56
3:D:3:DA:C8	2:E:9:DT:H1'	2.41	0.55
3:D:4:DC:H3'	2:E:11:DC:OP1	2.06	0.55
1:A:277:ALA:HB3	2:E:18:DA:C2	2.28	0.55

Continued on next page...

Continued from previous page...

Atom-1	Atom-2	Interatomic distance (Å)	Clash overlap (Å)
3:D:16:DA:C5'	2:E:21:DG:H21	2.19	0.55
1:A:192:MET:HG3	1:A:234:ILE:CG1	2.36	0.55
2:C:10:DA:C5'	3:F:4:DC:C6	2.61	0.55
2:C:12:DG:C2'	3:F:7:DC:H6	2.17	0.55
2:C:8:DG:C8	3:F:1:DC:H2'	2.39	0.55
3:D:17:DG:H3'	2:E:23:DA:HO3'	1.62	0.55
1:B:139:ILE:HD12	1:B:139:ILE:N	2.20	0.55
1:B:192:MET:HG3	1:B:234:ILE:HG13	1.88	0.55
1:A:215:LEU:O	1:A:216:VAL:C	2.44	0.55
3:D:2:DC:C2	3:F:16:DA:C4	2.95	0.54
3:F:11:UF2:H2	3:F:12:DG:OP2	2.07	0.54
2:C:12:DG:O6	2:E:16:DG:N2	2.40	0.54
3:D:3:DA:N6	3:F:15:DC:C2	2.76	0.54
3:D:9:DC:C2	3:F:8:DT:C2'	2.91	0.54
2:C:10:DA:H5'	3:F:4:DC:H6	1.69	0.54
3:D:1:DC:H2''	2:E:8:DG:C4	2.34	0.54
1:B:157:ASN:OD1	1:B:157:ASN:C	2.47	0.54
3:D:14:DA:O5'	2:E:20:DT:H71	2.08	0.53
2:C:18:DA:C4'	3:F:12:DG:O3'	2.55	0.53
3:D:6:DG:O6	2:E:11:DC:H2'	2.07	0.53
3:D:2:DC:C6	3:F:16:DA:C2	2.97	0.53
3:D:9:DC:C4'	3:F:9:DC:H1'	2.35	0.53
3:D:16:DA:H2'	2:E:23:DA:C8	2.44	0.53
2:C:22:DG:C4	3:F:15:DC:H2''	2.44	0.53
2:C:22:DG:H8	3:F:16:DA:OP2	1.85	0.52
3:F:6:DG:H2'	3:F:7:DC:H6	1.72	0.52
3:F:6:DG:H2'	3:F:7:DC:C6	2.38	0.52
2:C:18:DA:O4'	3:F:12:DG:C4	2.55	0.52
2:E:4:DC:H2''	2:E:5:DT:C6	2.44	0.52
1:A:248:LYS:O	1:A:249:ASN:C	2.47	0.52
2:C:10:DA:C2	2:E:19:DG:C6	2.70	0.52
2:C:13:DT:C6	3:F:8:DT:H71	2.45	0.52
2:C:16:DG:C2	3:F:10:DA:N7	2.77	0.52
1:B:215:LEU:O	1:B:216:VAL:C	2.48	0.51
1:A:164:PHE:HA	1:A:169:SER:OG	2.09	0.51
2:C:8:DG:H4'	3:F:1:DC:O3'	2.07	0.51
2:C:13:DT:O4	3:F:8:DT:C5	2.42	0.51
2:C:8:DG:H1'	3:F:2:DC:P	2.50	0.51
3:D:9:DC:C5	3:F:9:DC:C2	2.96	0.51
2:C:20:DT:C1'	3:F:15:DC:H5'	2.40	0.51
3:D:1:DC:H2''	2:E:8:DG:N3	2.26	0.51

Continued on next page...

Continued from previous page...

Atom-1	Atom-2	Interatomic distance (Å)	Clash overlap (Å)
3:D:9:DC:C4	3:F:9:DC:C2	2.92	0.51
3:D:9:DC:P	2:E:14:DG:N2	2.62	0.51
3:F:21:DT:H2''	3:F:22:DG:OP2	2.11	0.51
2:C:13:DT:C2	3:F:8:DT:C6	2.98	0.51
1:A:233[B]:CYS:SG	1:A:234:ILE:N	2.84	0.50
2:C:18:DA:N6	2:E:10:DA:C4	2.79	0.50
3:D:8:DT:N3	2:E:13:DT:O4	2.44	0.50
3:D:16:DA:N3	3:F:2:DC:N1	2.59	0.50
3:D:16:DA:OP2	2:E:21:DG:H2''	2.12	0.50
1:A:181:LEU:N	1:A:182:PRO:HD2	2.26	0.50
2:C:19:DG:C5	3:F:14:DA:C4	3.00	0.50
3:D:10:DA:H5'	3:F:9:DC:H4'	1.92	0.50
2:C:9:DT:C2	3:F:4:DC:N4	2.80	0.50
3:D:3:DA:C6	3:F:14:DA:H2	2.16	0.50
3:D:5:DT:N3	2:E:11:DC:C2	2.76	0.50
3:D:16:DA:OP2	2:E:22:DG:H8	1.81	0.50
1:A:256:PRO:HG2	1:A:257:HIS:CD2	2.46	0.50
2:C:18:DA:P	3:F:12:DG:C5'	2.98	0.50
3:D:8:DT:C6	3:D:8:DT:H5''	2.21	0.50
3:D:12:DG:C5'	2:E:18:DA:P	2.96	0.50
1:A:277:ALA:HB2	3:F:6:DG:C2	2.46	0.49
2:C:4:DC:H2''	2:C:5:DT:C6	2.47	0.49
1:A:170:GLU:HG2	1:A:185:TYR:OH	2.12	0.49
3:D:7:DC:C5	2:E:13:DT:O4	2.51	0.49
1:A:276:CYS:HB2	2:E:18:DA:H4'	1.94	0.49
2:C:18:DA:C2'	3:F:12:DG:H2''	2.37	0.49
3:D:8:DT:H73	2:E:13:DT:C5	2.48	0.49
3:D:15:DC:C2'	2:E:22:DG:C4	2.95	0.49
1:B:227:ALA:HB2	1:B:259:ILE:HD11	1.93	0.49
3:D:9:DC:C2	3:F:9:DC:C5	2.97	0.49
3:D:15:DC:O4'	2:E:20:DT:C2	2.66	0.49
3:D:8:DT:C7	2:E:14:DG:C5	2.87	0.49
2:E:3:DG:OP2	2:E:3:DG:H8	1.96	0.48
1:A:275:ARG:HG3	3:D:10:DA:C8	2.48	0.48
2:C:16:DG:N1	3:F:10:DA:N6	2.51	0.48
2:E:10:DA:H4'	2:E:11:DC:OP1	2.13	0.48
1:B:197:THR:OG1	1:B:199:GLY:O	2.31	0.48
3:D:7:DC:N3	3:F:10:DA:N6	2.59	0.48
1:B:248:LYS:O	1:B:249:ASN:C	2.51	0.48
2:C:13:DT:O2	3:F:8:DT:C5'	2.62	0.48
3:D:8:DT:OP1	2:E:13:DT:H2''	1.76	0.48

Continued on next page...

Continued from previous page...

Atom-1	Atom-2	Interatomic distance (Å)	Clash overlap (Å)
2:C:8:DG:H2''	3:F:2:DC:H5'	1.94	0.48
3:D:6:DG:C5	2:E:11:DC:C1'	2.86	0.48
1:B:162:CYS:SG	1:B:282:ALA:HB1	2.54	0.48
3:D:12:DG:H2''	2:E:18:DA:C2'	2.44	0.47
1:A:277:ALA:CB	2:E:18:DA:C2	2.87	0.47
3:F:22:DG:H2''	3:F:23:DT:OP1	2.14	0.47
2:C:21:DG:H21	3:F:16:DA:H5'	1.79	0.47
3:D:8:DT:H2'	3:F:9:DC:N3	2.29	0.47
1:B:205:SER:O	1:B:206:LYS:C	2.52	0.47
2:C:7:DT:O3'	3:F:1:DC:O5'	2.32	0.47
2:C:18:DA:H2'	3:F:12:DG:C2'	2.43	0.47
3:D:8:DT:O2	3:F:9:DC:N1	2.47	0.47
3:D:14:DA:O4'	2:E:19:DG:H2'	2.14	0.47
3:D:6:DG:H2'	3:D:7:DC:H6	1.79	0.47
3:D:12:DG:C2'	2:E:18:DA:H2'	2.44	0.47
2:C:20:DT:H1'	3:F:15:DC:H5'	1.97	0.47
2:E:12:DG:C2'	2:E:13:DT:H5''	2.40	0.47
1:A:277:ALA:O	1:A:280:PRO:HD3	2.14	0.47
1:B:235:TYR:O	1:B:236:GLU:C	2.53	0.47
3:D:7:DC:OP1	2:E:12:DG:C1'	2.45	0.47
3:D:17:DG:H3'	2:E:23:DA:H2''	1.87	0.47
2:C:3:DG:H8	2:C:3:DG:OP2	1.98	0.47
2:C:12:DG:N7	3:F:6:DG:N1	2.15	0.47
1:A:190:THR:HG23	1:A:191:ASN:N	2.30	0.46
3:D:16:DA:H2''	3:D:17:DG:O4'	2.15	0.46
3:F:18:DA:C2'	3:F:19:DG:O5'	2.61	0.46
1:B:139:ILE:H	1:B:139:ILE:CD1	2.22	0.46
1:B:275:ARG:NH1	2:C:17:DC:O5'	2.48	0.46
2:C:18:DA:C8	3:F:13:DT:N1	2.79	0.46
1:B:216:VAL:O	1:B:220:GLN:HG3	2.14	0.46
2:C:8:DG:C8	3:F:1:DC:C3'	2.77	0.46
2:C:18:DA:H2'	3:F:12:DG:H2''	1.98	0.46
1:A:163:LEU:HD13	1:A:169:SER:HB3	1.97	0.46
3:D:5:DT:O3'	2:E:12:DG:H5'	2.11	0.46
3:D:10:DA:N6	3:F:7:DC:N3	2.62	0.46
3:F:16:DA:H2''	3:F:17:DG:O4'	2.16	0.46
2:E:21:DG:H2''	2:E:22:DG:O5'	2.16	0.46
1:A:280:PRO:CB	3:F:7:DC:OP1	2.64	0.46
3:D:12:DG:C3'	2:E:18:DA:C3'	2.79	0.46
3:D:8:DT:C5	2:E:13:DT:N3	2.62	0.46
1:A:280:PRO:HB2	3:F:7:DC:OP1	2.16	0.45

Continued on next page...

Continued from previous page...

Atom-1	Atom-2	Interatomic distance (Å)	Clash overlap (Å)
3:D:9:DC:C2	3:F:9:DC:C4	2.95	0.45
3:F:2:DC:C2	3:F:3:DA:N7	2.85	0.45
3:D:14:DA:H4'	2:E:20:DT:C5'	2.40	0.45
1:A:273:SER:OG	1:A:274:ALA:N	2.48	0.45
2:C:8:DG:H2''	3:F:2:DC:C5'	2.46	0.45
2:C:12:DG:O6	2:E:16:DG:C2	2.69	0.45
2:C:19:DG:C2'	3:F:14:DA:H5'	2.34	0.45
3:D:2:DC:C5'	2:E:8:DG:H1'	2.35	0.45
3:D:7:DC:H5''	2:E:13:DT:H5''	1.48	0.45
3:F:8:DT:H6	3:F:8:DT:C5'	2.08	0.45
2:C:11:DC:OP1	3:F:4:DC:C3'	2.64	0.45
3:D:12:DG:H2''	2:E:18:DA:H2'	1.99	0.45
3:F:20:DC:C6	3:F:21:DT:H72	2.52	0.45
2:C:3:DG:H1	3:D:20:DC:H42	1.64	0.45
3:D:2:DC:N3	3:F:16:DA:C4	2.85	0.45
2:E:9:DT:H2'	2:E:10:DA:C8	2.51	0.45
2:C:21:DG:O4'	3:F:15:DC:OP1	2.34	0.45
3:D:9:DC:N3	3:F:8:DT:H2'	2.32	0.45
1:A:140:ASN:O	3:D:11:UF2:H7	2.16	0.44
2:C:21:DG:H2''	2:C:22:DG:O5'	2.17	0.44
3:D:12:DG:C2'	2:E:18:DA:C2'	2.91	0.44
2:C:9:DT:H4'	3:F:2:DC:H3'	1.98	0.44
2:C:21:DG:C2'	3:F:16:DA:OP2	2.57	0.44
3:D:9:DC:N3	3:F:9:DC:C6	2.83	0.44
1:A:140:ASN:O	3:D:11:UF2:C2	2.66	0.44
1:A:271:SER:OG	1:A:273:SER:HB3	2.18	0.44
2:C:18:DA:C8	3:F:13:DT:C4	3.05	0.44
1:B:175:HIS:CD2	1:B:175:HIS:H	2.34	0.44
2:C:19:DG:C2'	3:F:14:DA:C5'	2.95	0.44
3:D:6:DG:C5	2:E:11:DC:H2'	2.28	0.44
1:A:275:ARG:HB3	2:E:17:DC:H2''	1.99	0.44
1:B:277:ALA:O	1:B:280:PRO:HD3	2.17	0.44
1:A:150:HIS:HB3	1:A:175:HIS:HB2	2.00	0.44
1:A:216:VAL:O	1:A:220:GLN:HG3	2.17	0.44
3:D:1:DC:H3'	2:E:7:DT:H2''	1.99	0.43
1:A:200:SER:C	1:A:202:ASP:H	2.22	0.43
1:A:219:LEU:N	1:A:219:LEU:HD23	2.33	0.43
1:B:139:ILE:HD13	3:F:11:UF2:H6	2.00	0.43
2:C:9:DT:H2'	2:C:10:DA:C8	2.53	0.43
3:F:1:DC:H1'	3:F:2:DC:OP1	2.18	0.43
1:B:259:ILE:HD12	1:B:264:THR:HG21	1.97	0.43

Continued on next page...

Continued from previous page...

Atom-1	Atom-2	Interatomic distance (Å)	Clash overlap (Å)
2:C:22:DG:C2'	3:F:16:DA:H3'	2.38	0.43
3:D:17:DG:H3'	2:E:23:DA:C2'	2.35	0.43
1:A:174:ASN:O	1:A:176:MET:N	2.51	0.43
1:B:170:GLU:HG2	1:B:185:TYR:HH	1.76	0.43
3:D:12:DG:C2	2:E:17:DC:H2''	2.49	0.43
1:A:214:ILE:O	1:A:217:GLN:HB2	2.17	0.43
3:D:8:DT:C6	2:E:14:DG:C2	2.95	0.43
3:D:14:DA:O5'	2:E:19:DG:H3'	1.98	0.43
1:B:227:ALA:CB	1:B:259:ILE:HD11	2.49	0.43
1:B:275:ARG:HH11	2:C:17:DC:C4'	2.29	0.43
2:C:12:DG:H5'	3:F:5:DT:O3'	2.19	0.43
2:C:20:DT:H71	3:F:14:DA:O5'	2.18	0.43
1:A:153:PRO:HB2	1:A:154:GLY:H	1.53	0.42
1:B:200:SER:C	1:B:202:ASP:H	2.22	0.42
1:B:150:HIS:HB3	1:B:175:HIS:HB2	2.00	0.42
2:C:12:DG:O6	3:F:6:DG:C2	2.69	0.42
3:D:14:DA:H5'	2:E:19:DG:C2'	2.34	0.42
2:C:10:DA:H4'	2:C:11:DC:OP1	2.19	0.42
2:C:11:DC:OP2	3:F:5:DT:H71	2.19	0.42
2:C:11:DC:N1	3:F:6:DG:N1	2.53	0.42
1:A:150:HIS:CB	1:A:175:HIS:HB2	2.49	0.42
2:C:10:DA:C4	2:E:18:DA:N6	2.87	0.42
2:C:10:DA:P	3:F:3:DA:H2'	2.56	0.42
3:D:14:DA:H2''	2:E:21:DG:C5	2.50	0.42
3:D:21:DT:H2''	3:D:22:DG:OP2	2.18	0.42
3:F:20:DC:C4	3:F:21:DT:O4	2.72	0.42
2:C:19:DG:C6	3:F:14:DA:C4	3.07	0.42
1:B:140:ASN:O	3:F:11:UF2:H7	2.20	0.42
1:B:163:LEU:HD12	1:B:169:SER:HB3	2.01	0.42
2:C:11:DC:O2	3:F:5:DT:N3	2.52	0.42
2:C:17:DC:C2'	3:F:12:DG:C2	2.85	0.42
3:D:16:DA:O4'	3:F:2:DC:O2	2.37	0.42
1:A:275:ARG:HD2	3:D:12:DG:OP2	2.20	0.41
1:B:261:ASP:OD1	1:B:261:ASP:N	2.53	0.41
3:D:9:DC:N1	3:F:8:DT:O2	2.52	0.41
1:A:275:ARG:NH2	2:E:16:DG:O3'	2.53	0.41
3:D:20:DC:C6	3:D:21:DT:H72	2.55	0.41
2:C:10:DA:OP1	3:F:3:DA:H3'	2.21	0.41
3:D:12:DG:C4'	2:E:18:DA:OP1	2.63	0.41
1:B:150:HIS:CB	1:B:175:HIS:HB2	2.50	0.41
2:C:13:DT:C6	3:F:8:DT:C7	3.03	0.41

Continued on next page...

Continued from previous page...

Atom-1	Atom-2	Interatomic distance (Å)	Clash overlap (Å)
2:E:6:DC:H2'	2:E:7:DT:C6	2.56	0.41
1:A:175:HIS:CD2	1:A:175:HIS:H	2.38	0.41
1:A:198:PRO:CB	1:A:199:GLY:CA	2.91	0.41
1:B:144:MET:O	1:B:145:ALA:C	2.59	0.41
2:C:11:DC:P	3:F:5:DT:H73	2.46	0.41
3:D:2:DC:C2'	2:E:9:DT:O4'	2.65	0.41
3:D:2:DC:N1	3:F:16:DA:N3	2.69	0.41
2:E:15:DA:C2'	2:E:16:DG:C8	3.03	0.41
1:A:158:HIS:HB3	1:A:282:ALA:CB	2.51	0.40
2:C:10:DA:H5''	3:F:3:DA:C2'	2.31	0.40
2:C:13:DT:C2	3:F:8:DT:H5''	2.56	0.40
3:D:4:DC:O5'	2:E:11:DC:OP1	2.39	0.40
3:D:1:DC:O5'	2:E:8:DG:P	2.79	0.40

There are no symmetry-related clashes.

5.3 Torsion angles [i](#)

5.3.1 Protein backbone [i](#)

In the following table, the Percentiles column shows the percent Ramachandran outliers of the chain as a percentile score with respect to all X-ray entries followed by that with respect to entries of similar resolution.

The Analysed column shows the number of residues for which the backbone conformation was analysed, and the total number of residues.

Mol	Chain	Analysed	Favoured	Allowed	Outliers	Percentiles	
1	A	184/204 (90%)	158 (86%)	21 (11%)	5 (3%)	5	23
1	B	180/204 (88%)	150 (83%)	23 (13%)	7 (4%)	3	14
All	All	364/408 (89%)	308 (85%)	44 (12%)	12 (3%)	4	18

All (12) Ramachandran outliers are listed below:

Mol	Chain	Res	Type
1	B	204	SER
1	A	153	PRO
1	A	273	SER
1	B	153	PRO
1	B	205	SER

Continued on next page...

Continued from previous page...

Mol	Chain	Res	Type
1	B	249	ASN
1	A	198	PRO
1	A	249	ASN
1	B	164	PHE
1	A	216	VAL
1	B	198	PRO
1	B	236	GLU

5.3.2 Protein sidechains [i](#)

In the following table, the Percentiles column shows the percent sidechain outliers of the chain as a percentile score with respect to all X-ray entries followed by that with respect to entries of similar resolution.

The Analysed column shows the number of residues for which the sidechain conformation was analysed, and the total number of residues.

Mol	Chain	Analysed	Rotameric	Outliers	Percentiles
1	A	131/178 (74%)	123 (94%)	8 (6%)	18 49
1	B	102/178 (57%)	92 (90%)	10 (10%)	8 27
All	All	233/356 (65%)	215 (92%)	18 (8%)	12 39

All (18) residues with a non-rotameric sidechain are listed below:

Mol	Chain	Res	Type
1	A	163	LEU
1	A	181	LEU
1	A	190	THR
1	A	191	ASN
1	A	213	ARG
1	A	262	THR
1	A	273	SER
1	A	296	ARG
1	B	163	LEU
1	B	190	THR
1	B	191	ASN
1	B	193	VAL
1	B	203	LEU
1	B	225	ARG
1	B	249	ASN
1	B	261	ASP

Continued on next page...

Continued from previous page...

Mol	Chain	Res	Type
1	B	271	SER
1	B	299	LEU

Sometimes sidechains can be flipped to improve hydrogen bonding and reduce clashes. All (2) such sidechains are listed below:

Mol	Chain	Res	Type
1	A	175	HIS
1	B	175	HIS

5.3.3 RNA [i](#)

There are no RNA molecules in this entry.

5.4 Non-standard residues in protein, DNA, RNA chains [i](#)

2 non-standard protein/DNA/RNA residues are modelled in this entry.

In the following table, the Counts columns list the number of bonds (or angles) for which Mogul statistics could be retrieved, the number of bonds (or angles) that are observed in the model and the number of bonds (or angles) that are defined in the Chemical Component Dictionary. The Link column lists molecule types, if any, to which the group is linked. The Z score for a bond length (or angle) is the number of standard deviations the observed value is removed from the expected value. A bond length (or angle) with $|Z| > 2$ is considered an outlier worth inspection. RMSZ is the root-mean-square of all Z scores of the bond lengths (or angles).

Mol	Type	Chain	Res	Link	Bond lengths			Bond angles		
					Counts	RMSZ	# Z > 2	Counts	RMSZ	# Z > 2
3	UF2	F	11	3	18,21,22	0.52	0	26,30,33	1.04	2 (7%)
3	UF2	D	11	3	18,21,22	0.46	0	26,30,33	0.86	2 (7%)

In the following table, the Chirals column lists the number of chiral outliers, the number of chiral centers analysed, the number of these observed in the model and the number defined in the Chemical Component Dictionary. Similar counts are reported in the Torsion and Rings columns. '-' means no outliers of that kind were identified.

Mol	Type	Chain	Res	Link	Chirals	Torsions	Rings
3	UF2	F	11	3	-	0/7/25/26	0/2/2/2
3	UF2	D	11	3	-	0/7/25/26	0/2/2/2

There are no bond length outliers.

All (4) bond angle outliers are listed below:

Mol	Chain	Res	Type	Atoms	Z	Observed(°)	Ideal(°)
3	F	11	UF2	F2'-C2'-C1'	-3.25	102.30	109.08
3	D	11	UF2	C3'-C2'-C1'	2.68	106.37	103.13
3	F	11	UF2	C3'-C2'-C1'	2.68	106.37	103.13
3	D	11	UF2	C2'-C3'-C4'	2.32	105.40	102.40

There are no chirality outliers.

There are no torsion outliers.

There are no ring outliers.

2 monomers are involved in 5 short contacts:

Mol	Chain	Res	Type	Clashes	Symm-Clashes
3	F	11	UF2	3	0
3	D	11	UF2	2	0

5.5 Carbohydrates [i](#)

There are no monosaccharides in this entry.

5.6 Ligand geometry [i](#)

There are no ligands in this entry.

5.7 Other polymers [i](#)

There are no such residues in this entry.

5.8 Polymer linkage issues [i](#)

There are no chain breaks in this entry.

6 Fit of model and data [i](#)

6.1 Protein, DNA and RNA chains [i](#)

In the following table, the column labelled ‘#RSRZ > 2’ contains the number (and percentage) of RSRZ outliers, followed by percent RSRZ outliers for the chain as percentile scores relative to all X-ray entries and entries of similar resolution. The OWAB column contains the minimum, median, 95th percentile and maximum values of the occupancy-weighted average B-factor per residue. The column labelled ‘Q < 0.9’ lists the number of (and percentage) of residues with an average occupancy less than 0.9.

Mol	Chain	Analysed	<RSRZ>	#RSRZ>2	OWAB(Å ²)	Q<0.9
1	A	185/204 (90%)	-0.10	2 (1%) 80 65	60, 89, 133, 160	0
1	B	182/204 (89%)	-0.15	1 (0%) 91 81	63, 100, 139, 168	0
2	C	23/23 (100%)	1.25	7 (30%) 0 0	94, 134, 199, 206	23 (100%)
2	E	23/23 (100%)	1.25	5 (21%) 0 0	86, 108, 169, 214	23 (100%)
3	D	22/23 (95%)	0.62	3 (13%) 3 1	88, 134, 198, 222	22 (100%)
3	F	22/23 (95%)	0.76	3 (13%) 3 1	65, 128, 168, 187	22 (100%)
All	All	457/500 (91%)	0.09	21 (4%) 32 20	60, 99, 163, 222	90 (19%)

All (21) RSRZ outliers are listed below:

Mol	Chain	Res	Type	RSRZ
2	E	1	DC	6.5
2	C	7	DT	5.3
2	E	9	DT	3.9
3	D	18	DA	3.8
1	A	121	THR	3.4
3	F	22	DG	3.4
2	E	8	DG	3.1
1	B	172	GLN	3.0
2	C	8	DG	2.9
2	C	6	DC	2.8
2	E	2	DA	2.8
3	D	2	DC	2.7
3	F	18	DA	2.6
2	C	3	DG	2.5
2	C	4	DC	2.3
2	E	10	DA	2.3
2	C	5	DT	2.3
3	D	1	DC	2.1
2	C	2	DA	2.1

Continued on next page...

Continued from previous page...

Mol	Chain	Res	Type	RSRZ
3	F	19	DG	2.1
1	A	208	PHE	2.1

6.2 Non-standard residues in protein, DNA, RNA chains [i](#)

In the following table, the Atoms column lists the number of modelled atoms in the group and the number defined in the chemical component dictionary. The B-factors column lists the minimum, median, 95th percentile and maximum values of B factors of atoms in the group. The column labelled 'Q< 0.9' lists the number of atoms with occupancy less than 0.9.

Mol	Type	Chain	Res	Atoms	RSCC	RSR	B-factors(Å ²)	Q<0.9
3	UF2	D	11	20/21	0.89	0.29	68,77,85,85	20
3	UF2	F	11	20/21	0.91	0.37	55,62,71,73	20

6.3 Carbohydrates [i](#)

There are no monosaccharides in this entry.

6.4 Ligands [i](#)

There are no ligands in this entry.

6.5 Other polymers [i](#)

There are no such residues in this entry.