



# Full wwPDB X-ray Structure Validation Report ⓘ

Nov 10, 2024 – 04:58 AM EST

PDB ID : 3QT1  
Title : RNA polymerase II variant containing A Chimeric RPB9-C11 subunit  
Authors : Ruan, W.; Lehmann, E.; Thomm, M.; Kostrewa, D.; Cramer, P.  
Deposited on : 2011-02-22  
Resolution : 4.30 Å(reported)

This is a Full wwPDB X-ray Structure Validation Report for a publicly released PDB entry.

We welcome your comments at [validation@mail.wwpdb.org](mailto:validation@mail.wwpdb.org)

A user guide is available at

<https://www.wwpdb.org/validation/2017/XrayValidationReportHelp>

with specific help available everywhere you see the ⓘ symbol.

The types of validation reports are described at

<http://www.wwpdb.org/validation/2017/FAQs#types>.

---

The following versions of software and data (see [references ⓘ](#)) were used in the production of this report:

MolProbity : 4.02b-467  
Xtrriage (Phenix) : 1.20.1  
EDS : 3.0  
Percentile statistics : 20231227.v01 (using entries in the PDB archive December 27th 2023)  
CCP4 : 9.0.003 (Gargrove)  
Density-Fitness : 1.0.11  
Ideal geometry (proteins) : Engh & Huber (2001)  
Ideal geometry (DNA, RNA) : Parkinson et al. (1996)  
Validation Pipeline (wwPDB-VP) : 2.39

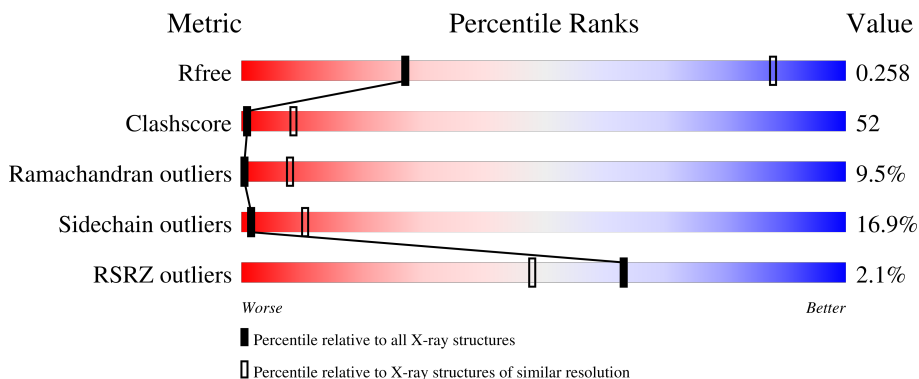
# 1 Overall quality at a glance

The following experimental techniques were used to determine the structure:

*X-RAY DIFFRACTION*

The reported resolution of this entry is 4.30 Å.

Percentile scores (ranging between 0-100) for global validation metrics of the entry are shown in the following graphic. The table shows the number of entries on which the scores are based.



Metric	Whole archive (#Entries)	Similar resolution (#Entries, resolution range(Å))
$R_{free}$	164625	1028 (4.72-3.86)
Clashscore	180529	1030 (4.70-3.90)
Ramachandran outliers	177936	1014 (4.76-3.84)
Sidechain outliers	177891	1022 (4.76-3.82)
RSRZ outliers	164620	1026 (4.72-3.86)

The table below summarises the geometric issues observed across the polymeric chains and their fit to the electron density. The red, orange, yellow and green segments of the lower bar indicate the fraction of residues that contain outliers for  $\geq 3$ , 2, 1 and 0 types of geometric quality criteria respectively. A grey segment represents the fraction of residues that are not modelled. The numeric value for each fraction is indicated below the corresponding segment, with a dot representing fractions  $\leq 5\%$ . The upper red bar (where present) indicates the fraction of residues that have poor fit to the electron density. The numeric value is given above the bar.

Mol	Chain	Length	Quality of chain
1	A	1733	 23% 44% 14% 18% 2%
2	B	1224	 26% 49% 15% 10% 2%
3	C	318	 26% 44% 13% 16% 1%
4	D	219	 21% 45% 14% 19% 2%
5	E	215	 27% 60% 11% 2%

Continued on next page...

*Continued from previous page...*

Mol	Chain	Length	Quality of chain
6	F	155	
7	G	171	
8	H	146	
9	I	133	
10	J	70	
11	K	120	
12	L	70	

## 2 Entry composition

There are 14 unique types of molecules in this entry. The entry contains 30535 atoms, of which 0 are hydrogens and 0 are deuteriums.

In the tables below, the ZeroOcc column contains the number of atoms modelled with zero occupancy, the AltConf column contains the number of residues with at least one atom in alternate conformation and the Trace column contains the number of residues modelled with at most 2 atoms.

- Molecule 1 is a protein called DNA-directed RNA polymerase II subunit RPB1.

Mol	Chain	Residues	Atoms					ZeroOcc	AltConf	Trace
			Total	C	N	O	S			
1	A	1416	11143	7021	1949	2111	62	0	0	0

- Molecule 2 is a protein called DNA-directed RNA polymerase II subunit RPB2.

Mol	Chain	Residues	Atoms					ZeroOcc	AltConf	Trace
			Total	C	N	O	S			
2	B	1103	8770	5554	1535	1626	55	0	0	0

- Molecule 3 is a protein called DNA-directed RNA polymerase II subunit RPB3.

Mol	Chain	Residues	Atoms					ZeroOcc	AltConf	Trace
			Total	C	N	O	S			
3	C	266	2095	1317	348	417	13	0	0	0

- Molecule 4 is a protein called DNA-directed RNA polymerase II subunit RPB4.

Mol	Chain	Residues	Atoms					ZeroOcc	AltConf	Trace
			Total	C	N	O	S			
4	D	178	1434	887	257	288	2	0	0	0

- Molecule 5 is a protein called DNA-directed RNA polymerases I, II, and III subunit RPABC1.

Mol	Chain	Residues	Atoms					ZeroOcc	AltConf	Trace
			Total	C	N	O	S			
5	E	214	1752	1111	309	321	11	0	0	0

- Molecule 6 is a protein called DNA-directed RNA polymerases I, II, and III subunit RPABC2.

Mol	Chain	Residues	Atoms					ZeroOcc	AltConf	Trace
			Total	C	N	O	S			
6	F	87	705	451	119	132	3	0	0	0

- Molecule 7 is a protein called DNA-directed RNA polymerase II subunit RPB7.

Mol	Chain	Residues	Atoms					ZeroOcc	AltConf	Trace
			Total	C	N	O	S			
7	G	171	1340	861	222	249	8	0	0	0

- Molecule 8 is a protein called DNA-directed RNA polymerases I, II, and III subunit RPABC3.

Mol	Chain	Residues	Atoms					ZeroOcc	AltConf	Trace
			Total	C	N	O	S			
8	H	134	1076	677	182	213	4	0	0	0

- Molecule 9 is a protein called DNA-directed RNA polymerase II subunit RPB9, DNA-directed RNA polymerase III subunit RPC10.

Mol	Chain	Residues	Atoms					ZeroOcc	AltConf	Trace
			Total	C	N	O	S			
9	I	47	398	246	72	75	5	0	0	0

- Molecule 10 is a protein called DNA-directed RNA polymerases I, II, and III subunit RPABC5.

Mol	Chain	Residues	Atoms					ZeroOcc	AltConf	Trace
			Total	C	N	O	S			
10	J	65	532	339	93	94	6	0	0	0

- Molecule 11 is a protein called DNA-directed RNA polymerase II subunit RPB11.

Mol	Chain	Residues	Atoms					ZeroOcc	AltConf	Trace
			Total	C	N	O	S			
11	K	114	919	590	156	171	2	0	0	0

- Molecule 12 is a protein called DNA-directed RNA polymerases I, II, and III subunit RPABC4.

Mol	Chain	Residues	Atoms					ZeroOcc	AltConf	Trace
			Total	C	N	O	S			
12	L	46	363	224	72	63	4	0	0	0

- Molecule 13 is ZINC ION (three-letter code: ZN) (formula: Zn).

Mol	Chain	Residues	Atoms		ZeroOcc	AltConf
13	A	2	Total	Zn	0	0
			2	2		

*Continued on next page...*

*Continued from previous page...*

Mol	Chain	Residues	Atoms		ZeroOcc	AltConf
13	B	1	Total 1	Zn 1	0	0
13	C	1	Total 1	Zn 1	0	0
13	I	1	Total 1	Zn 1	0	0
13	J	1	Total 1	Zn 1	0	0
13	L	1	Total 1	Zn 1	0	0

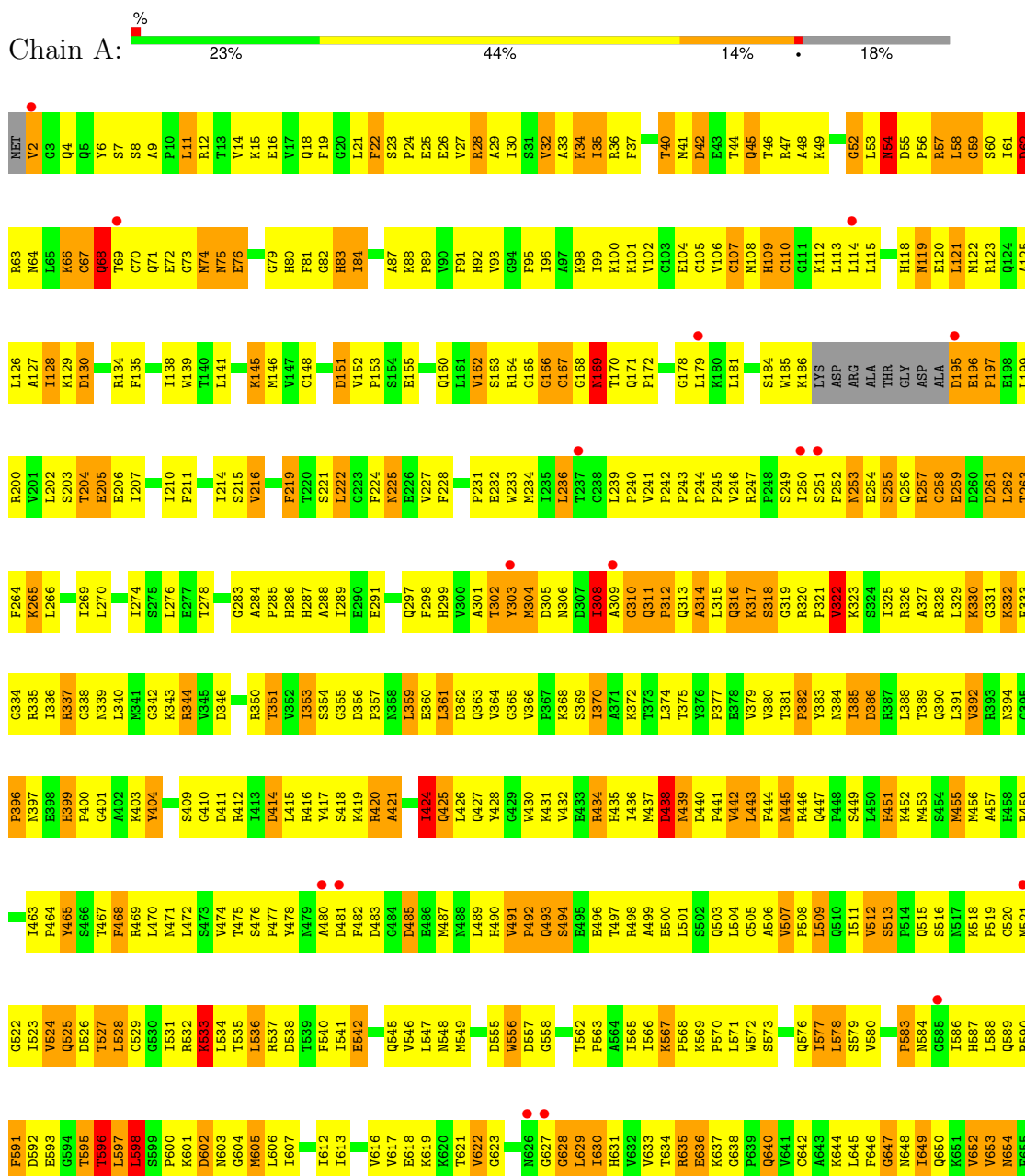
- Molecule 14 is MAGNESIUM ION (three-letter code: MG) (formula: Mg).

Mol	Chain	Residues	Atoms		ZeroOcc	AltConf
14	A	1	Total 1	Mg 1	0	0

### 3 Residue-property plots

These plots are drawn for all protein, RNA, DNA and oligosaccharide chains in the entry. The first graphic for a chain summarises the proportions of the various outlier classes displayed in the second graphic. The second graphic shows the sequence view annotated by issues in geometry and electron density. Residues are color-coded according to the number of geometric quality criteria for which they contain at least one outlier: green = 0, yellow = 1, orange = 2 and red = 3 or more. A red dot above a residue indicates a poor fit to the electron density ( $RSRZ > 2$ ). Stretches of 2 or more consecutive residues without any outlier are shown as a green connector. Residues present in the sample, but not in the model, are shown in grey.

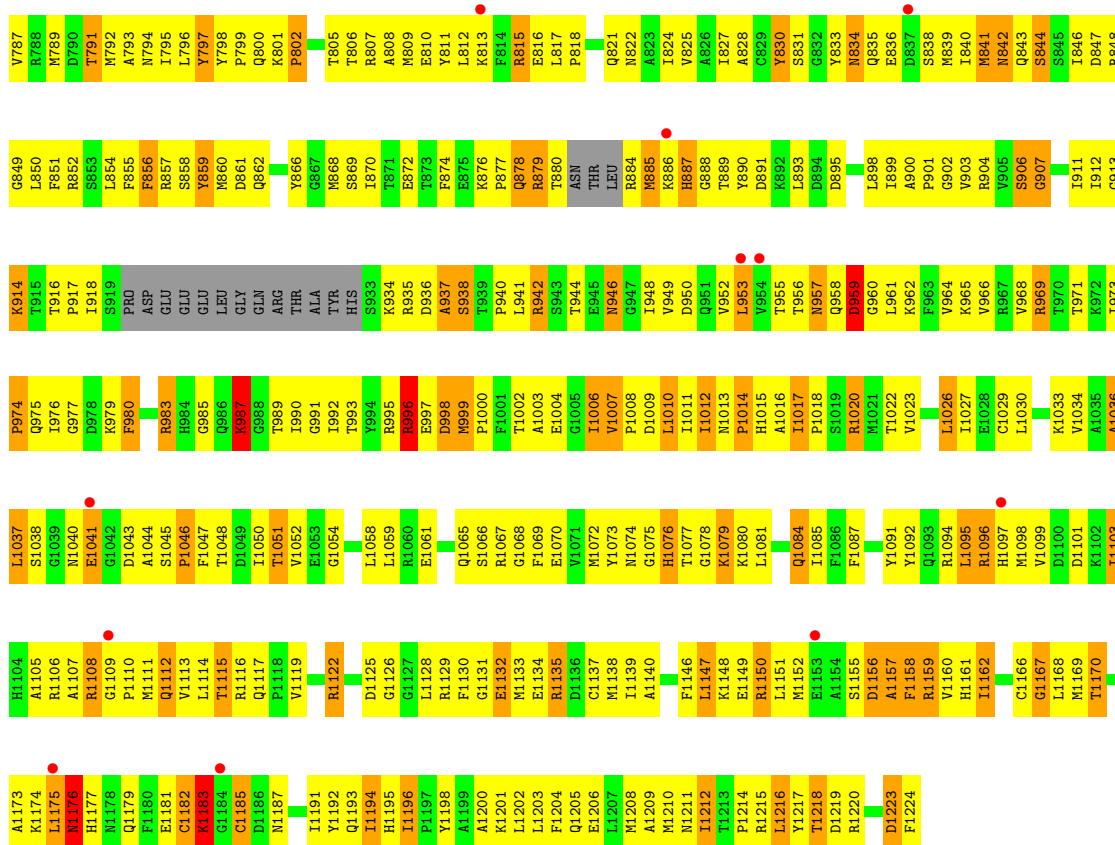
- Molecule 1: DNA-directed RNA polymerase II subunit RPB1



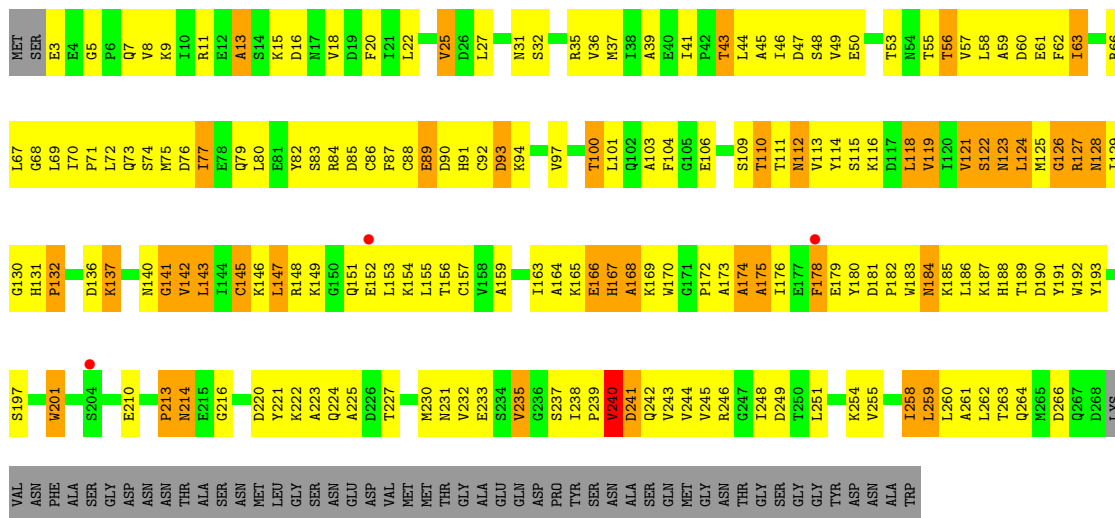




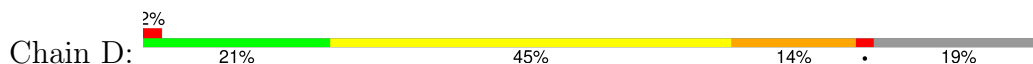


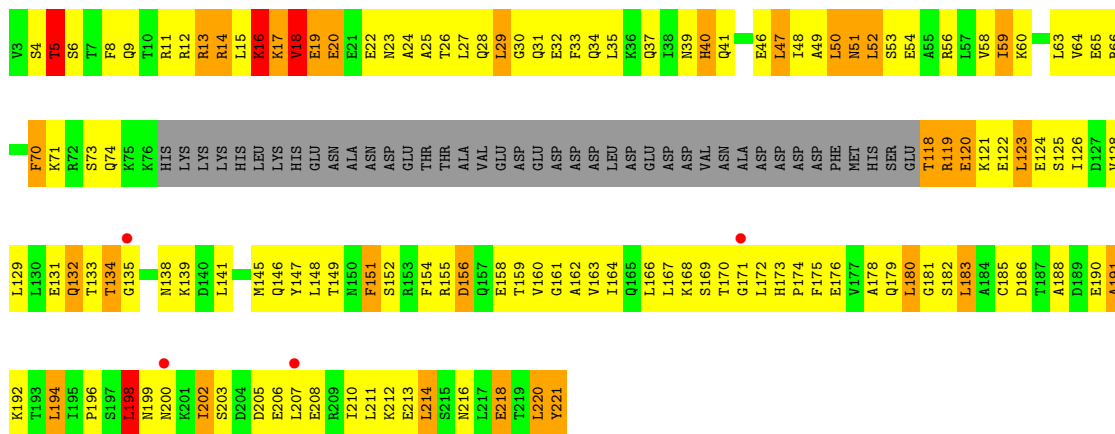


• Molecule 3: DNA-directed RNA polymerase II subunit RPB3




• Molecule 4: DNA-directed RNA polymerase II subunit RPB4

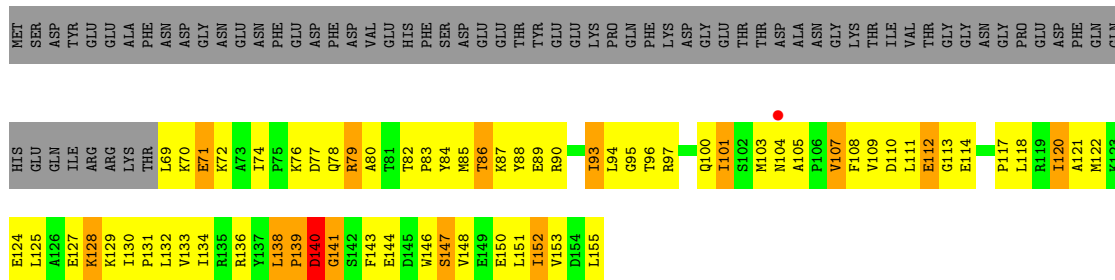




• Molecule 5: DNA-directed RNA polymerases I, II, and III subunit RPABC1

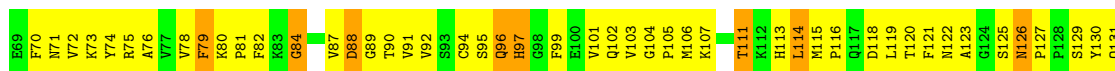


• Molecule 6: DNA-directed RNA polymerases I, II, and III subunit RPABC2

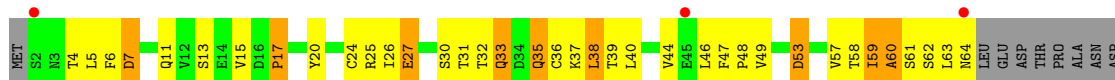


• Molecule 7: DNA-directed RNA polymerase II subunit RPB7

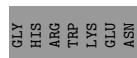
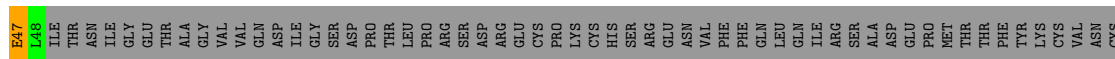
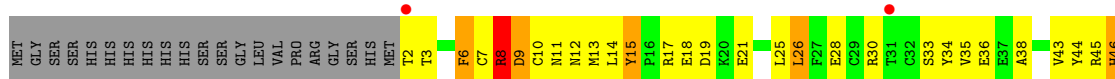




• Molecule 8: DNA-directed RNA polymerases I, II, and III subunit RPABC3



• Molecule 9: DNA-directed RNA polymerase II subunit RPB9, DNA-directed RNA polymerase III subunit RPC10

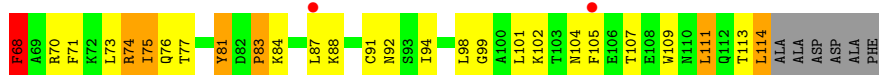


• Molecule 10: DNA-directed RNA polymerases I, II, and III subunit RPABC5


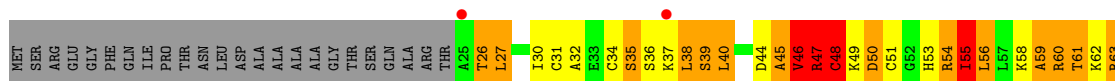


• Molecule 11: DNA-directed RNA polymerase II subunit RPB11





- Molecule 12: DNA-directed RNA polymerases I, II, and III subunit RPABC4



## 4 Data and refinement statistics i

Property	Value	Source
Space group	C 2 2 21	Depositor
Cell constants a, b, c, $\alpha$ , $\beta$ , $\gamma$	222.38Å 393.38Å 281.43Å 90.00° 90.00° 90.00°	Depositor
Resolution (Å)	48.60 – 4.30 48.60 – 4.30	Depositor EDS
% Data completeness (in resolution range)	98.5 (48.60-4.30) 98.4 (48.60-4.30)	Depositor EDS
$R_{merge}$	(Not available)	Depositor
$R_{sym}$	(Not available)	Depositor
$\langle I/\sigma(I) \rangle$ <sup>1</sup>	2.67 (at 4.29Å)	Xtrriage
Refinement program	PHENIX (phenix.refine: 1.6.1_357)	Depositor
R, $R_{free}$	0.235 , 0.281 0.211 , 0.258	Depositor DCC
$R_{free}$ test set	2022 reflections (2.45%)	wwPDB-VP
Wilson B-factor (Å <sup>2</sup> )	172.3	Xtrriage
Anisotropy	0.553	Xtrriage
Bulk solvent $k_{sol}$ (e/Å <sup>3</sup> ), $B_{sol}$ (Å <sup>2</sup> )	0.28 , 202.5	EDS
L-test for twinning <sup>2</sup>	$\langle  L  \rangle = 0.41$ , $\langle L^2 \rangle = 0.24$	Xtrriage
Estimated twinning fraction	0.057 for 1/2*h-1/2*k,-3/2*h-1/2*k,-l 0.067 for 1/2*h+1/2*k,3/2*h-1/2*k,-l	Xtrriage
$F_o, F_c$ correlation	0.91	EDS
Total number of atoms	30535	wwPDB-VP
Average B, all atoms (Å <sup>2</sup> )	144.0	wwPDB-VP

Xtrriage's analysis on translational NCS is as follows: *The largest off-origin peak in the Patterson function is 1.83% of the height of the origin peak. No significant pseudotranslation is detected.*

<sup>1</sup>Intensities estimated from amplitudes.

<sup>2</sup>Theoretical values of  $\langle |L| \rangle$ ,  $\langle L^2 \rangle$  for acentric reflections are 0.5, 0.333 respectively for untwinned datasets, and 0.375, 0.2 for perfectly twinned datasets.

## 5 Model quality

### 5.1 Standard geometry

Bond lengths and bond angles in the following residue types are not validated in this section: ZN, MG

The Z score for a bond length (or angle) is the number of standard deviations the observed value is removed from the expected value. A bond length (or angle) with  $|Z| > 5$  is considered an outlier worth inspection. RMSZ is the root-mean-square of all Z scores of the bond lengths (or angles).

Mol	Chain	Bond lengths		Bond angles	
		RMSZ	# Z  >5	RMSZ	# Z  >5
1	A	0.35	0/11342	0.58	0/15337
2	B	0.34	0/8939	0.56	0/12051
3	C	0.33	0/2133	0.56	0/2891
4	D	0.32	0/1444	0.52	0/1935
5	E	0.32	0/1788	0.54	0/2406
6	F	0.40	0/717	0.63	0/967
7	G	0.33	0/1368	0.55	0/1844
8	H	0.29	0/1094	0.50	0/1481
9	I	0.36	0/406	0.57	0/546
10	J	0.33	0/541	0.57	0/727
11	K	0.38	0/937	0.56	0/1265
12	L	0.36	0/365	0.64	0/485
All	All	0.34	0/31074	0.56	0/41935

There are no bond length outliers.

There are no bond angle outliers.

There are no chirality outliers.

There are no planarity outliers.

### 5.2 Too-close contacts

In the following table, the Non-H and H(model) columns list the number of non-hydrogen atoms and hydrogen atoms in the chain respectively. The H(added) column lists the number of hydrogen atoms added and optimized by MolProbity. The Clashes column lists the number of clashes within the asymmetric unit, whereas Symm-Clashes lists symmetry-related clashes.

Mol	Chain	Non-H	H(model)	H(added)	Clashes	Symm-Clashes
1	A	11143	0	11217	1243	0

*Continued on next page...*

Continued from previous page...

Mol	Chain	Non-H	H(model)	H(added)	Clashes	Symm-Clashes
2	B	8770	0	8795	984	0
3	C	2095	0	2051	223	0
4	D	1434	0	1460	163	0
5	E	1752	0	1776	172	0
6	F	705	0	731	101	0
7	G	1340	0	1357	153	0
8	H	1076	0	1046	97	0
9	I	398	0	370	37	0
10	J	532	0	542	92	0
11	K	919	0	929	113	0
12	L	363	0	386	65	0
13	A	2	0	0	0	0
13	B	1	0	0	0	0
13	C	1	0	0	0	0
13	I	1	0	0	0	0
13	J	1	0	0	0	0
13	L	1	0	0	0	0
14	A	1	0	0	0	0
All	All	30535	0	30660	3185	0

The all-atom clashscore is defined as the number of clashes found per 1000 atoms (including hydrogen atoms). The all-atom clashscore for this structure is 52.

All (3185) close contacts within the same asymmetric unit are listed below, sorted by their clash magnitude.

Atom-1	Atom-2	Interatomic distance (Å)	Clash overlap (Å)
1:A:775:ILE:HB	1:A:797:LYS:O	1.37	1.23
1:A:567:LYS:HB2	1:A:568:PRO:HD2	1.21	1.17
2:B:763:GLN:HG2	2:B:765:PRO:HD2	1.26	1.15
9:I:25:LEU:HB3	9:I:38:ALA:HB2	1.17	1.14
2:B:577:ALA:HB1	2:B:589:VAL:HG11	1.30	1.13
4:D:134:THR:HG22	4:D:135:GLY:H	1.06	1.10
10:J:64:ASN:HB3	10:J:65:PRO:HD3	1.30	1.10
1:A:482:PHE:HB2	2:B:836:GLU:O	1.52	1.09
5:E:94:LYS:HE2	5:E:98:ILE:HD11	1.35	1.07
2:B:824:ILE:HG12	10:J:48:ARG:HH12	1.14	1.03
2:B:1116:ARG:HG3	2:B:1198:TYR:CD2	1.93	1.03
2:B:295:GLY:H	2:B:298:LEU:HD23	1.19	1.03
2:B:510:LYS:HG3	2:B:511:PRO:HD3	1.37	1.02
1:A:855:THR:HG21	1:A:857:ARG:HE	1.23	1.01
11:K:65:HIS:CD2	11:K:67:PHE:H	1.80	0.99

Continued on next page...



Continued from previous page...

Atom-1	Atom-2	Interatomic distance (Å)	Clash overlap (Å)
7:G:45:ILE:HA	7:G:78:VAL:HG12	1.44	0.99
4:D:66:ARG:HH22	7:G:48:VAL:HG23	1.26	0.98
2:B:210:LYS:HD3	2:B:482:VAL:HG13	1.41	0.98
4:D:188:ALA:HA	4:D:191:ALA:HB3	1.44	0.98
1:A:1116:LEU:HB3	1:A:1308:THR:HG21	1.44	0.98
2:B:1130:PHE:HE2	2:B:1151:LEU:HD21	1.27	0.97
2:B:706:GLN:HB2	2:B:709:ASP:HB2	1.47	0.97
2:B:273:LEU:HD21	2:B:360:PHE:HD1	1.28	0.96
1:A:845:LEU:HD12	1:A:1069:ALA:HB2	1.47	0.96
1:A:741:ASN:HD21	1:A:743:VAL:HG23	1.26	0.96
3:C:103:ALA:HB3	3:C:153:LEU:HB3	1.47	0.96
1:A:814:PHE:HD1	2:B:519:TRP:HE3	1.03	0.95
1:A:95:PHE:HD1	1:A:234:MET:HG2	1.30	0.95
7:G:13:LEU:HD21	7:G:17:PHE:HD2	1.32	0.95
2:B:430:ARG:HG2	2:B:430:ARG:HH11	1.29	0.95
1:A:903:ASN:HD22	1:A:905:ASP:H	1.01	0.94
2:B:29:ASP:HB3	2:B:658:ILE:HD13	1.45	0.94
1:A:463:ILE:HB	1:A:464:PRO:HD2	1.49	0.94
1:A:361:LEU:HA	1:A:471:ASN:HD22	1.32	0.94
5:E:124:VAL:HG13	5:E:132:ILE:HB	1.47	0.93
2:B:846:ILE:HD13	2:B:974:PRO:HB2	1.51	0.93
2:B:996:ARG:HH22	3:C:175:ALA:H	1.07	0.93
1:A:121:LEU:HD22	1:A:141:LEU:HD21	1.48	0.93
2:B:848:ARG:HH22	2:B:996:ARG:HD2	1.33	0.93
1:A:1156:PRO:HA	1:A:1190:PRO:HB3	1.51	0.93
1:A:1036:ARG:HG2	1:A:1036:ARG:HH11	1.32	0.92
1:A:600:PRO:HG2	1:A:601:LYS:HG3	1.51	0.92
2:B:515:HIS:HD2	2:B:517:THR:H	1.08	0.92
1:A:326:ARG:HG3	1:A:1406:VAL:HG21	1.51	0.91
2:B:1162:ILE:HD11	2:B:1194:ILE:HG21	1.51	0.91
2:B:351:TYR:CE1	2:B:355:ILE:HD11	2.05	0.90
2:B:1034:VAL:HG22	2:B:1059:LEU:HD13	1.51	0.90
1:A:239:LEU:HD12	1:A:240:PRO:HD2	1.53	0.90
1:A:95:PHE:CD1	1:A:234:MET:HG2	2.06	0.90
1:A:53:LEU:HD23	1:A:54:ASN:H	1.35	0.90
1:A:591:PHE:HD2	1:A:595:THR:HB	1.34	0.90
7:G:139:ILE:HG23	7:G:140:LYS:HG3	1.53	0.90
1:A:216:VAL:O	1:A:219:PHE:HB2	1.71	0.90
1:A:265:LYS:HA	1:A:265:LYS:HE3	1.54	0.90
8:H:130:ARG:HH11	8:H:130:ARG:H	1.16	0.90
1:A:899:VAL:HB	1:A:929:LEU:HD12	1.53	0.90

Continued on next page...

*Continued from previous page...*

Atom-1	Atom-2	Interatomic distance (Å)	Clash overlap (Å)
1:A:1116:LEU:HB3	1:A:1308:THR:CG2	2.01	0.90
2:B:1181:GLU:HA	2:B:1187:ASN:O	1.72	0.89
1:A:254:GLU:HB2	2:B:935:ARG:HH22	1.36	0.89
1:A:265:LYS:HD2	1:A:322:VAL:HG21	1.55	0.89
11:K:65:HIS:HD2	11:K:67:PHE:N	1.70	0.89
1:A:567:LYS:CB	1:A:568:PRO:HD2	2.01	0.89
6:F:90:ARG:HD2	6:F:155:LEU:HD13	1.55	0.89
3:C:63:ILE:HA	3:C:66:ARG:HG3	1.51	0.89
3:C:57:VAL:HG11	10:J:60:PHE:HB3	1.55	0.89
2:B:515:HIS:CD2	2:B:517:THR:H	1.90	0.88
4:D:134:THR:HG22	4:D:135:GLY:N	1.87	0.88
2:B:975:GLN:HG3	2:B:976:ILE:H	1.38	0.88
1:A:1006:ILE:HD11	5:E:163:GLU:HG3	1.56	0.88
2:B:824:ILE:HG12	10:J:48:ARG:NH1	1.88	0.88
11:K:65:HIS:HD2	11:K:67:PHE:H	0.90	0.88
2:B:230:ALA:HB3	2:B:231:PRO:HD3	1.54	0.87
4:D:71:LYS:HG3	4:D:74:GLN:HG3	1.54	0.87
1:A:524:VAL:HG12	1:A:525:GLN:H	1.40	0.87
1:A:666:ILE:HG23	2:B:1026:LEU:HB2	1.57	0.87
1:A:425:GLN:H	1:A:425:GLN:NE2	1.72	0.87
1:A:506:ALA:HB1	1:A:508:PRO:HD2	1.57	0.87
6:F:101:ILE:HD13	6:F:120:ILE:HG21	1.55	0.87
1:A:14:VAL:H	1:A:1432:GLN:HE22	1.22	0.87
2:B:408:LEU:HD11	2:B:545:ILE:HG13	1.55	0.87
4:D:56:ARG:HA	4:D:59:ILE:HD12	1.55	0.87
1:A:814:PHE:CD1	2:B:519:TRP:HE3	1.92	0.86
1:A:506:ALA:HB3	1:A:509:LEU:HG	1.56	0.86
4:D:179:GLN:HE22	7:G:1:MET:HB2	1.38	0.86
11:K:56:VAL:HA	11:K:77:THR:HG22	1.56	0.86
1:A:933:TYR:O	1:A:933:TYR:HD2	1.59	0.85
3:C:115:SER:HB3	3:C:141:GLY:O	1.76	0.85
1:A:1318:THR:HB	5:E:141:VAL:HG11	1.57	0.85
1:A:814:PHE:HD1	2:B:519:TRP:CE3	1.93	0.85
2:B:521:LEU:HD22	2:B:633:VAL:HG12	1.58	0.85
3:C:88:CYS:SG	3:C:91:HIS:HA	2.16	0.85
12:L:39:SER:O	12:L:40:LEU:HG	1.77	0.85
2:B:1130:PHE:CE2	2:B:1151:LEU:HD21	2.12	0.84
1:A:492:PRO:HG3	1:A:501:LEU:HD12	1.59	0.84
1:A:567:LYS:HB2	1:A:568:PRO:CD	2.06	0.84
2:B:810:GLU:HA	2:B:815:ARG:HH22	1.42	0.84
10:J:36:LEU:HB2	10:J:47:ARG:NH1	1.92	0.84

*Continued on next page...*

*Continued from previous page...*

Atom-1	Atom-2	Interatomic distance (Å)	Clash overlap (Å)
1:A:19:PHE:HZ	1:A:1397:LEU:HD21	1.41	0.84
1:A:35:ILE:H	1:A:35:ILE:HD12	1.42	0.84
1:A:256:GLN:O	1:A:257:ARG:HB2	1.76	0.84
1:A:1035:TYR:O	1:A:1036:ARG:HB2	1.77	0.84
2:B:65:GLU:OE1	2:B:418:LYS:HE3	1.76	0.84
1:A:110:CYS:HB2	1:A:167:CYS:SG	2.17	0.84
1:A:1094:VAL:HG13	1:A:1113:THR:HB	1.57	0.84
2:B:613:VAL:HG13	2:B:627:PHE:O	1.77	0.84
4:D:134:THR:CG2	4:D:135:GLY:H	1.89	0.84
10:J:64:ASN:HB3	10:J:65:PRO:CD	2.08	0.84
1:A:40:THR:HB	1:A:41:MET:HG2	1.60	0.84
8:H:4:THR:HA	8:H:60:ALA:HB2	1.58	0.83
9:I:35:VAL:HG12	9:I:36:GLU:H	1.43	0.83
1:A:19:PHE:CZ	1:A:1397:LEU:HD21	2.13	0.83
1:A:770:VAL:HG12	1:A:771:GLU:HG3	1.61	0.83
7:G:13:LEU:HD21	7:G:17:PHE:CD2	2.14	0.83
2:B:405:ARG:HB3	2:B:631:GLY:HA3	1.61	0.83
1:A:868:TYR:HE1	1:A:1064:VAL:HG13	1.43	0.83
2:B:408:LEU:O	2:B:412:LEU:HG	1.79	0.83
2:B:241:ARG:HA	2:B:253:THR:HG22	1.58	0.83
1:A:664:THR:HA	1:A:742:ASN:HD22	1.43	0.82
6:F:100:GLN:O	6:F:105:ALA:HB2	1.80	0.82
11:K:21:ILE:HG12	11:K:33:ILE:HG23	1.58	0.82
1:A:591:PHE:CD2	1:A:595:THR:HB	2.14	0.82
1:A:335:ARG:HD3	1:A:339:ASN:HD22	1.43	0.82
1:A:903:ASN:ND2	1:A:905:ASP:H	1.77	0.82
2:B:957:ASN:HD21	2:B:961:LEU:HB2	1.44	0.82
9:I:6:PHE:HA	9:I:14:LEU:HG	1.59	0.82
1:A:954:TRP:CZ3	5:E:203:GLU:HB2	2.15	0.82
1:A:483:ASP:HB2	2:B:987:LYS:HG3	1.62	0.82
7:G:158:HIS:HD2	7:G:159:ALA:H	1.25	0.82
2:B:172:ILE:HD13	2:B:178:ASN:HD22	1.45	0.82
2:B:1159:ARG:HB3	2:B:1159:ARG:HH11	1.45	0.82
1:A:414:ASP:HB3	1:A:417:TYR:HB2	1.60	0.82
10:J:8:PHE:H	10:J:8:PHE:HD2	1.27	0.82
1:A:107:CYS:HA	1:A:171:GLN:HE22	1.45	0.82
2:B:430:ARG:HH11	2:B:430:ARG:CG	1.93	0.82
2:B:570:VAL:HB	2:B:573:GLN:HB3	1.61	0.82
3:C:166:GLU:O	11:K:6:ARG:HG3	1.80	0.82
12:L:26:THR:HG22	12:L:27:LEU:H	1.44	0.82
2:B:202:TYR:H	2:B:202:TYR:HD2	1.27	0.81

*Continued on next page...*

*Continued from previous page...*

Atom-1	Atom-2	Interatomic distance (Å)	Clash overlap (Å)
1:A:775:ILE:CB	1:A:797:LYS:O	2.26	0.81
1:A:254:GLU:HB2	2:B:935:ARG:NH2	1.95	0.81
2:B:114:PRO:HG3	2:B:181:LEU:HD11	1.62	0.81
2:B:211:VAL:O	2:B:480:SER:HA	1.78	0.81
2:B:406:LEU:HD12	2:B:545:ILE:HD11	1.62	0.81
1:A:342:GLY:HA3	2:B:1131:GLY:HA2	1.59	0.81
1:A:1197:LEU:HD11	1:A:1238:ILE:HD11	1.62	0.81
2:B:345:LYS:HG2	2:B:346:GLU:H	1.44	0.81
2:B:999:MET:HG3	2:B:1000:PRO:HD2	1.63	0.81
12:L:53:HIS:HB3	12:L:55:ILE:CD1	2.10	0.80
1:A:845:LEU:CD1	1:A:1069:ALA:HB2	2.11	0.80
3:C:39:ALA:HA	3:C:164:ALA:HB3	1.64	0.80
1:A:590:ARG:O	1:A:591:PHE:HB2	1.81	0.80
2:B:1076:HIS:HD2	11:K:40:HIS:CE1	1.99	0.80
3:C:148:ARG:H	3:C:151:GLN:HG3	1.46	0.80
10:J:6:ARG:HA	10:J:12:LYS:O	1.81	0.80
1:A:1354:ASN:O	1:A:1358:SER:HB3	1.81	0.80
2:B:899:ILE:HG21	2:B:949:VAL:HG21	1.62	0.80
1:A:332:LYS:HG2	1:A:333:GLU:HG2	1.64	0.80
2:B:801:LYS:O	10:J:52:THR:HG23	1.82	0.80
3:C:118:LEU:HD12	3:C:132:PRO:HG3	1.63	0.80
1:A:362:ASP:HB3	1:A:507:VAL:HG12	1.61	0.80
1:A:868:TYR:CE1	1:A:1064:VAL:HG13	2.17	0.80
2:B:277:LYS:HE2	2:B:336:ARG:C	2.02	0.80
2:B:1157:ALA:O	2:B:1158:PHE:HB2	1.82	0.80
7:G:158:HIS:CD2	7:G:159:ALA:H	1.99	0.80
10:J:1:MET:O	10:J:2:ILE:HG22	1.81	0.80
1:A:353:ILE:HG21	1:A:487:MET:HG3	1.64	0.79
2:B:1158:PHE:HE2	2:B:1160:VAL:HG22	1.47	0.79
4:D:54:GLU:O	4:D:58:VAL:HG23	1.81	0.79
11:K:5:ASP:HB2	11:K:7:PHE:CZ	2.17	0.79
2:B:295:GLY:N	2:B:298:LEU:HD23	1.98	0.79
2:B:843:GLN:HB2	2:B:993:THR:HB	1.64	0.79
2:B:996:ARG:NH2	3:C:175:ALA:H	1.78	0.79
1:A:1094:VAL:HG22	1:A:1113:THR:HG21	1.65	0.79
8:H:102:TYR:H	8:H:102:TYR:HD2	1.28	0.79
3:C:259:LEU:HD21	11:K:92:ASN:OD1	1.83	0.79
4:D:53:SER:HB3	4:D:152:SER:HB3	1.65	0.79
2:B:840:ILE:HB	2:B:1011:ILE:HB	1.63	0.79
8:H:13:SER:HB3	8:H:27:GLU:O	1.83	0.79
7:G:111:THR:HG22	7:G:114:LEU:HD22	1.65	0.79

*Continued on next page...*

Continued from previous page...

Atom-1	Atom-2	Interatomic distance (Å)	Clash overlap (Å)
1:A:855:THR:CG2	1:A:857:ARG:HE	1.95	0.78
4:D:25:ALA:CB	4:D:196:PRO:HG2	2.13	0.78
2:B:94:LYS:HG2	2:B:95:ILE:H	1.48	0.78
1:A:391:LEU:HD23	1:A:400:PRO:O	1.84	0.78
3:C:242:GLN:HE21	3:C:246:ARG:HE	1.27	0.78
4:D:138:ASN:HB3	4:D:141:LEU:HB3	1.65	0.78
1:A:537:ARG:HD2	8:H:20:TYR:CE1	2.18	0.78
2:B:261:ARG:HH11	2:B:261:ARG:HB3	1.46	0.78
3:C:184:ASN:HD21	3:C:189:THR:H	1.31	0.78
11:K:113:THR:HG22	11:K:114:LEU:H	1.49	0.78
1:A:852:TYR:CE2	1:A:1060:PRO:HB2	2.19	0.78
2:B:280:ILE:HG23	2:B:284:ILE:HD12	1.66	0.78
7:G:31:LEU:HD22	7:G:48:VAL:HG21	1.64	0.78
1:A:1124:HIS:H	1:A:1124:HIS:CD2	2.02	0.78
2:B:955:THR:HG22	2:B:956:THR:N	1.98	0.78
1:A:1102:LYS:HG2	1:A:1106:ASN:HD21	1.48	0.78
6:F:87:LYS:HG3	6:F:88:TYR:CD1	2.19	0.78
2:B:702:LEU:HD23	2:B:738:PHE:H	1.49	0.77
1:A:1205:LYS:O	1:A:1207:LEU:HG	1.84	0.77
10:J:35:ALA:O	10:J:39:LEU:HD12	1.84	0.77
1:A:134:ARG:HG2	1:A:138:ILE:HD11	1.67	0.77
1:A:946:VAL:HG22	5:E:201:LYS:HD2	1.65	0.77
2:B:174:LEU:HD21	2:B:204:ILE:HD11	1.67	0.77
1:A:518:LYS:HB2	1:A:519:PRO:HD2	1.67	0.77
3:C:70:ILE:O	3:C:72:LEU:HD12	1.83	0.77
1:A:70:CYS:O	1:A:72:GLU:HG2	1.84	0.77
1:A:899:VAL:HG13	1:A:908:LEU:HD21	1.67	0.77
2:B:326:ASP:O	2:B:330:ALA:HB2	1.85	0.77
1:A:66:LYS:HD3	1:A:67:CYS:N	2.00	0.77
1:A:351:THR:HG23	1:A:468:PHE:CE1	2.20	0.77
1:A:34:LYS:HE3	1:A:57:ARG:HH12	1.47	0.77
1:A:108:MET:HB3	1:A:210:ILE:HD13	1.67	0.77
1:A:881:GLN:NE2	1:A:959:ASN:HA	1.99	0.77
2:B:36:ALA:HA	2:B:39:ARG:HD2	1.65	0.77
12:L:32:ALA:HB2	12:L:55:ILE:HG13	1.66	0.77
1:A:336:ILE:HD11	2:B:1203:LEU:CD1	2.15	0.77
2:B:619:ILE:HG22	2:B:620:ARG:HG3	1.66	0.77
3:C:41:ILE:O	3:C:163:ILE:HG22	1.84	0.76
5:E:202:SER:OG	5:E:204:THR:HG22	1.85	0.76
3:C:111:THR:HB	3:C:147:LEU:HG	1.67	0.76
5:E:124:VAL:HB	5:E:125:PRO:HD3	1.68	0.76

Continued on next page...

*Continued from previous page...*

Atom-1	Atom-2	Interatomic distance (Å)	Clash overlap (Å)
3:C:49:VAL:HG22	3:C:157:CYS:SG	2.25	0.76
4:D:56:ARG:HD3	4:D:149:THR:HA	1.65	0.76
7:G:115:MET:HB3	7:G:119:LEU:HD23	1.67	0.76
12:L:32:ALA:CB	12:L:55:ILE:HG13	2.16	0.76
2:B:653:VAL:HG22	2:B:689:LEU:HB3	1.66	0.76
1:A:672:ASP:HB3	1:A:736:ASN:HD21	1.51	0.76
2:B:613:VAL:HG22	2:B:628:THR:HA	1.67	0.76
1:A:1313:LEU:HD23	1:A:1338:VAL:HG21	1.68	0.76
2:B:216:GLU:HA	2:B:406:LEU:HD23	1.68	0.76
4:D:206:GLU:O	4:D:210:ILE:HG13	1.85	0.76
10:J:8:PHE:HD2	10:J:8:PHE:N	1.82	0.76
1:A:93:VAL:HG22	1:A:301:ALA:HA	1.68	0.76
2:B:559:SER:HA	2:B:563:MET:HB3	1.66	0.76
1:A:855:THR:HG21	1:A:857:ARG:NE	1.99	0.76
1:A:1242:VAL:HG12	1:A:1243:VAL:H	1.50	0.76
1:A:755:PHE:HA	1:A:758:ILE:HD12	1.66	0.76
4:D:15:LEU:O	4:D:17:LYS:HG3	1.85	0.76
1:A:600:PRO:HA	8:H:25:ARG:NH1	2.01	0.75
7:G:34:VAL:HG12	7:G:45:ILE:HG21	1.67	0.75
1:A:706:HIS:CD2	1:A:1283:VAL:HG22	2.21	0.75
6:F:100:GLN:HB3	7:G:15:PRO:HB3	1.65	0.75
7:G:55:ASP:HB3	7:G:73:LYS:HB2	1.68	0.75
1:A:79:GLY:HA3	1:A:243:PRO:HB2	1.66	0.75
2:B:824:ILE:CG1	10:J:48:ARG:HH12	1.98	0.75
2:B:616:ILE:HD12	2:B:625:LYS:HB2	1.69	0.75
10:J:48:ARG:HG2	10:J:48:ARG:HH11	1.52	0.75
2:B:351:TYR:O	2:B:355:ILE:HG13	1.85	0.75
2:B:387:LEU:HD23	2:B:393:LYS:HG3	1.69	0.75
1:A:53:LEU:HD23	1:A:54:ASN:HD22	1.49	0.75
2:B:796:LEU:HB3	2:B:799:PRO:HG3	1.69	0.75
4:D:25:ALA:HB1	4:D:196:PRO:HG2	1.69	0.75
1:A:606:LEU:HG	1:A:613:ILE:HG13	1.69	0.75
2:B:975:GLN:HG3	2:B:976:ILE:N	2.00	0.75
2:B:1202:LEU:O	2:B:1206:GLU:HG3	1.87	0.74
3:C:56:THR:HG21	3:C:145:CYS:SG	2.27	0.74
1:A:356:ASP:HB3	1:A:359:LEU:HD21	1.68	0.74
1:A:56:PRO:O	1:A:57:ARG:HG3	1.87	0.74
4:D:56:ARG:NH2	4:D:155:ARG:HG2	2.02	0.74
1:A:442:VAL:HB	1:A:489:LEU:HD11	1.68	0.74
1:A:427:GLN:HB2	1:A:430:TRP:CD2	2.21	0.74
8:H:101:ALA:HB2	8:H:116:TYR:CE2	2.22	0.74

*Continued on next page...*

*Continued from previous page...*

Atom-1	Atom-2	Interatomic distance (Å)	Clash overlap (Å)
1:A:852:TYR:CD2	1:A:1060:PRO:HB2	2.23	0.74
1:A:1210:GLY:HA2	1:A:1228:TRP:HE1	1.50	0.74
2:B:1158:PHE:CE2	2:B:1160:VAL:HG22	2.23	0.74
4:D:35:LEU:H	4:D:35:LEU:HD12	1.52	0.74
5:E:44:ALA:O	5:E:45:LYS:HB2	1.87	0.74
1:A:1100:ARG:HH21	1:A:1351:GLU:HG2	1.53	0.74
10:J:64:ASN:CB	10:J:65:PRO:HD3	2.15	0.74
2:B:800:GLN:HB3	10:J:52:THR:HG22	1.70	0.73
4:D:47:LEU:HB3	4:D:174:PRO:HG2	1.70	0.73
1:A:285:PRO:HB2	1:A:288:ALA:HB3	1.70	0.73
2:B:1099:VAL:O	2:B:1103:ILE:HG22	1.88	0.73
1:A:283:GLY:O	1:A:285:PRO:HD3	1.88	0.73
1:A:490:HIS:HB3	2:B:1150:ARG:NH1	2.02	0.73
1:A:1148:ILE:O	9:I:47:GLU:HA	1.89	0.73
2:B:406:LEU:O	2:B:408:LEU:HD12	1.88	0.73
4:D:208:GLU:HG3	4:D:212:LYS:HE3	1.69	0.73
2:B:842:ASN:HD21	2:B:844:SER:HB2	1.54	0.73
7:G:27:LYS:HD3	7:G:51:TYR:CE2	2.24	0.73
2:B:577:ALA:HB1	2:B:589:VAL:CG1	2.16	0.73
2:B:1182:CYS:SG	2:B:1185:CYS:HB2	2.28	0.73
12:L:49:LYS:O	12:L:50:ASP:HB2	1.87	0.73
2:B:770:GLN:HB2	2:B:985:GLY:H	1.52	0.73
1:A:369:SER:HB3	11:K:2:ASN:HD21	1.52	0.73
1:A:549:MET:HE1	1:A:656:TRP:CD1	2.23	0.73
1:A:115:LEU:HD13	1:A:122:MET:HB2	1.71	0.73
7:G:121:PHE:CZ	7:G:123:ALA:HB2	2.24	0.73
6:F:96:THR:O	6:F:100:GLN:HG3	1.89	0.72
7:G:111:THR:HG22	7:G:114:LEU:HD13	1.70	0.72
1:A:635:ARG:NH1	1:A:635:ARG:HA	2.04	0.72
2:B:794:ASN:C	2:B:795:ILE:HD12	2.09	0.72
4:D:59:ILE:HG22	4:D:63:LEU:HD12	1.71	0.72
5:E:96:PHE:CE1	5:E:100:ILE:HD11	2.24	0.72
1:A:962:ARG:HA	1:A:965:GLN:HG3	1.71	0.72
2:B:850:LEU:HB2	10:J:8:PHE:HD1	1.55	0.72
7:G:129:SER:HB2	7:G:138:THR:HG23	1.71	0.72
1:A:549:MET:HE1	1:A:656:TRP:HD1	1.54	0.72
1:A:1121:GLU:HG2	1:A:1122:PRO:HD2	1.70	0.72
1:A:1308:THR:HG23	1:A:1310:GLY:H	1.55	0.72
2:B:261:ARG:HB3	2:B:261:ARG:NH1	2.05	0.72
1:A:399:HIS:HB3	1:A:400:PRO:HD3	1.71	0.72
1:A:1269:GLU:O	1:A:1270:ASN:HB2	1.90	0.72

*Continued on next page...*



*Continued from previous page...*

Atom-1	Atom-2	Interatomic distance (Å)	Clash overlap (Å)
2:B:345:LYS:O	2:B:347:LYS:HG2	1.89	0.72
1:A:1148:ILE:HB	1:A:1196:GLU:HG2	1.72	0.72
5:E:16:PHE:CE1	5:E:20:LYS:HE3	2.25	0.72
7:G:81:PRO:HG3	7:G:106:MET:SD	2.29	0.72
11:K:7:PHE:HA	11:K:10:PHE:CE2	2.25	0.72
1:A:726:ARG:HD2	1:A:765:VAL:O	1.89	0.72
1:A:853:ASP:OD1	1:A:855:THR:HG22	1.90	0.72
2:B:25:ILE:HD11	2:B:651:LEU:HD12	1.71	0.72
2:B:777:ALA:HA	2:B:1095:LEU:CB	2.19	0.72
3:C:183:TRP:O	3:C:185:LYS:HG3	1.89	0.72
1:A:706:HIS:HD2	1:A:1283:VAL:HG22	1.53	0.72
2:B:172:ILE:HD13	2:B:178:ASN:ND2	2.04	0.72
1:A:1304:TRP:O	1:A:1305:VAL:HG23	1.89	0.71
4:D:66:ARG:NH2	7:G:48:VAL:HG23	2.03	0.71
11:K:5:ASP:OD2	11:K:5:ASP:N	2.21	0.71
1:A:1308:THR:HG23	1:A:1309:ASP:N	2.04	0.71
2:B:165:VAL:HG12	2:B:167:ILE:HD11	1.72	0.71
6:F:109:VAL:HG12	6:F:110:ASP:N	2.05	0.71
1:A:1155:ASP:OD2	1:A:1161:THR:HA	1.90	0.71
2:B:457:LEU:O	2:B:461:LEU:HB2	1.90	0.71
7:G:97:HIS:H	7:G:97:HIS:CD2	2.09	0.71
1:A:335:ARG:HA	1:A:339:ASN:HD22	1.55	0.71
7:G:119:LEU:HD12	7:G:131:GLN:O	1.91	0.71
1:A:814:PHE:CE1	2:B:519:TRP:HB2	2.26	0.71
2:B:711:GLU:HB2	2:B:712:PRO:HD3	1.72	0.71
6:F:87:LYS:HG3	6:F:88:TYR:HD1	1.56	0.71
1:A:34:LYS:HE3	1:A:57:ARG:NH1	2.05	0.71
1:A:53:LEU:HD23	1:A:54:ASN:N	2.04	0.71
1:A:427:GLN:HB2	1:A:430:TRP:CG	2.26	0.71
3:C:18:VAL:HG21	11:K:109:TRP:HZ3	1.53	0.71
4:D:51:ASN:HD22	4:D:178:ALA:HA	1.55	0.71
8:H:101:ALA:HB2	8:H:116:TYR:HE2	1.56	0.71
10:J:36:LEU:HB2	10:J:47:ARG:HH12	1.52	0.71
1:A:362:ASP:OD1	1:A:459:ARG:HD3	1.91	0.71
2:B:291:ILE:HG12	2:B:300:HIS:NE2	2.06	0.71
2:B:996:ARG:HH22	3:C:175:ALA:N	1.87	0.71
2:B:1138:MET:HB2	2:B:1147:LEU:HD21	1.72	0.71
12:L:27:LEU:HD22	12:L:37:LYS:HD2	1.72	0.71
1:A:511:ILE:O	1:A:519:PRO:HA	1.91	0.71
1:A:1028:THR:O	1:A:1032:LEU:HD12	1.91	0.71
2:B:1160:VAL:HG12	2:B:1161:HIS:N	2.04	0.71

*Continued on next page...*



*Continued from previous page...*

Atom-1	Atom-2	Interatomic distance (Å)	Clash overlap (Å)
1:A:21:LEU:HD23	2:B:1212:ILE:HG13	1.73	0.70
1:A:535:THR:HG21	1:A:617:VAL:H	1.55	0.70
1:A:901:LEU:H	1:A:926:GLN:NE2	1.89	0.70
2:B:522:VAL:HG12	2:B:523:CYS:N	2.06	0.70
2:B:800:GLN:HB3	10:J:52:THR:CG2	2.21	0.70
7:G:143:ILE:HG12	7:G:170:ALA:HA	1.71	0.70
1:A:947:PHE:CE1	1:A:954:TRP:CE2	2.79	0.70
2:B:745:PRO:O	2:B:748:ILE:HG12	1.91	0.70
3:C:67:LEU:HD23	3:C:70:ILE:HD11	1.72	0.70
4:D:205:ASP:O	4:D:208:GLU:HB3	1.91	0.70
2:B:313:MET:O	2:B:316:PRO:HD2	1.90	0.70
2:B:705:MET:H	2:B:710:LEU:HD12	1.57	0.70
7:G:56:ILE:HG23	7:G:57:GLN:H	1.57	0.70
11:K:47:ARG:HD3	11:K:59:ALA:O	1.91	0.70
1:A:984:LYS:O	1:A:988:LEU:HB2	1.90	0.70
1:A:913:LEU:HD12	1:A:914:GLU:N	2.06	0.70
1:A:388:LEU:HA	1:A:391:LEU:HD12	1.72	0.70
2:B:69:LEU:HD13	2:B:429:PHE:HD1	1.56	0.70
2:B:973:ILE:CG2	2:B:974:PRO:HD2	2.21	0.70
1:A:265:LYS:O	1:A:269:ILE:HG13	1.91	0.70
2:B:1002:THR:OG1	2:B:1006:ILE:HD12	1.92	0.70
3:C:121:VAL:HG12	3:C:122:SER:N	2.05	0.70
1:A:269:ILE:HG12	1:A:299:HIS:HB3	1.72	0.70
1:A:483:ASP:CB	2:B:987:LYS:HG3	2.22	0.70
2:B:123:THR:OG1	2:B:458:LYS:HE2	1.92	0.70
2:B:573:GLN:O	2:B:575:PRO:HD3	1.91	0.70
2:B:616:ILE:CD1	2:B:625:LYS:HB2	2.21	0.70
3:C:242:GLN:NE2	3:C:246:ARG:HE	1.89	0.70
2:B:190:TYR:CE1	10:J:62:ARG:HD3	2.26	0.70
5:E:138:ALA:HA	5:E:141:VAL:HG23	1.73	0.70
4:D:39:ASN:CG	4:D:40:HIS:H	1.94	0.69
11:K:63:VAL:HG23	11:K:63:VAL:O	1.91	0.69
2:B:273:LEU:HD21	2:B:360:PHE:CD1	2.20	0.69
6:F:101:ILE:HG22	6:F:117:PRO:HB3	1.74	0.69
1:A:107:CYS:HA	1:A:171:GLN:NE2	2.07	0.69
4:D:188:ALA:HA	4:D:191:ALA:CB	2.22	0.69
4:D:220:LEU:HD23	4:D:221:TYR:H	1.56	0.69
1:A:463:ILE:HB	1:A:464:PRO:CD	2.22	0.69
1:A:565:ILE:CG2	1:A:567:LYS:HG2	2.22	0.69
1:A:1118:VAL:HG23	1:A:1306:LEU:HB2	1.75	0.69
1:A:1216:ILE:O	1:A:1219:THR:HG22	1.93	0.69

*Continued on next page...*

*Continued from previous page...*

Atom-1	Atom-2	Interatomic distance (Å)	Clash overlap (Å)
8:H:112:ILE:CG2	8:H:130:ARG:HH22	2.06	0.69
2:B:54:PHE:CZ	2:B:59:LEU:HD13	2.27	0.69
1:A:664:THR:HG23	1:A:664:THR:O	1.93	0.69
2:B:398:ARG:CZ	2:B:398:ARG:HB2	2.22	0.69
4:D:12:ARG:HD3	4:D:14:ARG:HG2	1.74	0.69
1:A:382:PRO:HD3	1:A:428:TYR:CE2	2.28	0.69
1:A:1127:ASP:HB3	1:A:1130:GLN:HB3	1.75	0.69
2:B:113:TYR:CD2	2:B:114:PRO:HD2	2.28	0.69
2:B:780:VAL:O	2:B:817:LEU:HD22	1.93	0.69
2:B:1182:CYS:SG	2:B:1182:CYS:O	2.51	0.69
3:C:46:ILE:HD12	3:C:67:LEU:HB3	1.75	0.69
3:C:147:LEU:HB2	3:C:151:GLN:HB2	1.74	0.69
7:G:138:THR:HG22	7:G:139:ILE:H	1.58	0.69
8:H:102:TYR:CE2	8:H:115:TYR:HB3	2.28	0.69
1:A:240:PRO:O	1:A:242:PRO:HD3	1.93	0.69
7:G:31:LEU:CD2	7:G:48:VAL:HG21	2.21	0.69
1:A:298:PHE:CZ	1:A:314:ALA:HB2	2.28	0.68
6:F:111:LEU:C	6:F:113:GLY:H	1.96	0.68
7:G:21:ARG:HD2	7:G:24:GLN:HB3	1.74	0.68
8:H:24:CYS:SG	8:H:44:VAL:HG21	2.33	0.68
1:A:997:LEU:HB3	1:A:1053:PHE:CE2	2.28	0.68
1:A:1217:LYS:O	1:A:1221:LYS:HA	1.92	0.68
2:B:1007:VAL:HG23	2:B:1008:PRO:HD2	1.74	0.68
3:C:58:LEU:HD21	10:J:57:ILE:HD13	1.75	0.68
1:A:1036:ARG:HG2	1:A:1036:ARG:NH1	2.06	0.68
1:A:1107:VAL:HG12	1:A:1107:VAL:O	1.94	0.68
2:B:363:HIS:CD2	2:B:585:VAL:HG22	2.28	0.68
4:D:190:GLU:HA	7:G:167:TYR:CD1	2.27	0.68
2:B:237:VAL:HG22	2:B:257:LYS:HA	1.76	0.68
2:B:1073:TYR:CE2	2:B:1080:LYS:HG2	2.29	0.68
4:D:179:GLN:NE2	7:G:1:MET:HB2	2.07	0.68
5:E:153:HIS:C	5:E:154:ILE:HD12	2.14	0.68
11:K:51:LEU:HD11	11:K:59:ALA:HB3	1.76	0.68
3:C:67:LEU:O	3:C:70:ILE:HG13	1.94	0.68
3:C:174:ALA:HA	10:J:10:CYS:O	1.94	0.68
3:C:75:MET:HG3	3:C:76:ASP:OD1	1.92	0.68
3:C:112:ASN:HB3	3:C:114:TYR:CE1	2.29	0.68
8:H:40:LEU:HD13	8:H:123:MET:HG3	1.75	0.68
1:A:53:LEU:CD2	1:A:54:ASN:HD22	2.06	0.68
1:A:251:SER:HA	1:A:257:ARG:O	1.94	0.68
1:A:584:ASN:O	1:A:637:LYS:HE2	1.93	0.68

*Continued on next page...*

*Continued from previous page...*

Atom-1	Atom-2	Interatomic distance (Å)	Clash overlap (Å)
1:A:671:ALA:H	1:A:676:MET:HE3	1.57	0.68
1:A:1101:LEU:HA	1:A:1104:ILE:HD12	1.75	0.68
1:A:1242:VAL:HG12	1:A:1243:VAL:N	2.09	0.68
2:B:731:VAL:O	2:B:732:SER:HB2	1.93	0.68
2:B:797:TYR:HB3	2:B:798:TYR:HD2	1.59	0.68
1:A:1404:GLU:O	1:A:1408:ILE:HG13	1.94	0.68
1:A:434:ARG:NH2	1:A:437:MET:HG3	2.09	0.67
3:C:63:ILE:CA	3:C:66:ARG:HG3	2.23	0.67
8:H:26:ILE:HG22	8:H:40:LEU:O	1.94	0.67
1:A:266:LEU:HD21	1:A:303:TYR:CE1	2.28	0.67
1:A:492:PRO:O	1:A:493:GLN:NE2	2.26	0.67
1:A:869:GLY:O	5:E:204:THR:HG21	1.94	0.67
2:B:785:TYR:HE2	10:J:60:PHE:CE1	2.12	0.67
11:K:46:ILE:O	11:K:50:LEU:HB2	1.94	0.67
2:B:860:MET:HB2	2:B:965:LYS:HG2	1.76	0.67
4:D:30:GLY:C	4:D:32:GLU:H	1.97	0.67
6:F:111:LEU:HD21	6:F:120:ILE:HD11	1.76	0.67
1:A:34:LYS:CE	1:A:57:ARG:HH12	2.08	0.67
2:B:483:LEU:HD11	2:B:491:THR:HG23	1.76	0.67
2:B:611:PRO:HB3	2:B:685:LEU:HD11	1.76	0.67
11:K:113:THR:HG22	11:K:114:LEU:N	2.09	0.67
1:A:666:ILE:HD12	1:A:667:GLY:H	1.60	0.67
1:A:933:TYR:O	1:A:933:TYR:CD2	2.44	0.67
2:B:955:THR:HG22	2:B:956:THR:H	1.60	0.67
2:B:1076:HIS:HD2	11:K:40:HIS:NE2	1.91	0.67
1:A:91:PHE:H	1:A:297:GLN:HE22	1.41	0.67
1:A:330:LYS:O	1:A:334:GLY:HA3	1.95	0.67
1:A:845:LEU:HA	1:A:848:ILE:HD12	1.76	0.67
2:B:973:ILE:HG22	2:B:974:PRO:HD2	1.77	0.67
3:C:169:LYS:NZ	12:L:69:ALA:HB3	2.10	0.67
5:E:15:ALA:HA	5:E:140:LEU:O	1.93	0.67
1:A:567:LYS:NZ	8:H:46:LEU:HB2	2.10	0.67
5:E:180:ARG:HB2	5:E:215:MET:OXT	1.95	0.67
1:A:219:PHE:CZ	1:A:231:PRO:HD2	2.30	0.67
1:A:1112:LYS:O	1:A:1114:PRO:HD3	1.95	0.67
2:B:102:VAL:HB	2:B:112:LEU:HB2	1.77	0.67
2:B:215:GLN:HB2	2:B:407:ASP:HB2	1.76	0.67
2:B:496:ARG:HH12	2:B:541:LEU:HA	1.60	0.67
3:C:45:ALA:HA	3:C:72:LEU:HD22	1.77	0.67
2:B:817:LEU:N	2:B:818:PRO:HD3	2.09	0.67
2:B:1138:MET:CB	2:B:1147:LEU:HD21	2.25	0.67

*Continued on next page...*

*Continued from previous page...*

Atom-1	Atom-2	Interatomic distance (Å)	Clash overlap (Å)
5:E:213:ILE:HG12	5:E:214:CYS:N	2.10	0.67
8:H:139:ASN:O	8:H:140:ALA:HB2	1.95	0.67
1:A:649:ILE:O	1:A:653:VAL:HG23	1.95	0.67
1:A:760:GLN:HE21	1:A:765:VAL:HG13	1.59	0.67
1:A:1259:MET:HA	1:A:1262:LYS:HD2	1.76	0.67
1:A:32:VAL:HG23	1:A:33:ALA:H	1.59	0.66
1:A:69:THR:HG21	2:B:1174:LYS:NZ	2.08	0.66
1:A:589:GLN:HA	1:A:605:MET:O	1.94	0.66
2:B:36:ALA:O	2:B:39:ARG:HB2	1.95	0.66
10:J:57:ILE:HG23	10:J:58:GLU:N	2.11	0.66
1:A:262:LEU:HD12	1:A:328:ARG:NH2	2.10	0.66
1:A:963:ILE:HD11	1:A:1048:ASN:HB3	1.77	0.66
1:A:1445:ILE:HD12	1:A:1445:ILE:O	1.94	0.66
2:B:363:HIS:O	2:B:364:ILE:HB	1.95	0.66
7:G:144:ARG:O	7:G:168:LEU:HD22	1.95	0.66
10:J:12:LYS:O	10:J:14:VAL:HG23	1.95	0.66
2:B:559:SER:HA	2:B:563:MET:CB	2.25	0.66
2:B:824:ILE:HB	2:B:1009:ASP:OD2	1.94	0.66
7:G:14:HIS:CD2	7:G:15:PRO:HD2	2.30	0.66
1:A:351:THR:HG23	1:A:468:PHE:CD1	2.31	0.66
6:F:120:ILE:HG22	6:F:121:ALA:N	2.10	0.66
11:K:32:VAL:HG23	11:K:74:ARG:HG3	1.77	0.66
1:A:152:VAL:HG13	1:A:153:PRO:HD2	1.77	0.66
1:A:205:GLU:H	1:A:205:GLU:CD	1.98	0.66
1:A:1138:ILE:O	1:A:1140:HIS:N	2.29	0.66
1:A:361:LEU:CA	1:A:471:ASN:HD22	2.07	0.66
1:A:795:GLU:CD	1:A:795:GLU:H	1.99	0.66
2:B:1114:LEU:CD1	2:B:1202:LEU:HD11	2.26	0.66
4:D:40:HIS:ND1	7:G:6:ASP:HB3	2.10	0.66
1:A:494:SER:O	1:A:497:THR:HB	1.96	0.66
2:B:643:ASP:OD2	2:B:652:LYS:HE3	1.95	0.66
2:B:806:THR:HG22	2:B:808:ALA:H	1.61	0.66
2:B:886:LYS:HE2	2:B:940:PRO:HG3	1.76	0.66
2:B:1107:ALA:O	2:B:1108:ARG:CB	2.44	0.66
12:L:47:ARG:O	12:L:48:CYS:HB2	1.95	0.66
1:A:359:LEU:HD23	1:A:359:LEU:H	1.59	0.66
1:A:1100:ARG:O	1:A:1104:ILE:HG13	1.96	0.66
1:A:1119:TYR:CD2	1:A:1305:VAL:HG21	2.31	0.66
2:B:810:GLU:CA	2:B:815:ARG:HH22	2.08	0.66
2:B:878:GLN:H	2:B:934:LYS:HZ3	1.44	0.66
2:B:1160:VAL:HG12	2:B:1161:HIS:H	1.59	0.66

*Continued on next page...*

*Continued from previous page...*

Atom-1	Atom-2	Interatomic distance (Å)	Clash overlap (Å)
6:F:89:GLU:O	6:F:93:ILE:HG13	1.96	0.66
1:A:474:VAL:HG23	1:A:521:MET:HE1	1.78	0.66
2:B:418:LYS:HG2	2:B:422:LYS:HE3	1.78	0.66
7:G:21:ARG:NH1	7:G:24:GLN:HB2	2.10	0.66
1:A:672:ASP:HB3	1:A:736:ASN:ND2	2.10	0.66
2:B:204:ILE:HG23	2:B:207:GLY:O	1.95	0.66
2:B:521:LEU:HB3	2:B:633:VAL:HG11	1.77	0.66
3:C:112:ASN:ND2	3:C:146:LYS:HG2	2.10	0.66
4:D:48:ILE:HG22	4:D:48:ILE:O	1.94	0.66
12:L:55:ILE:HD13	12:L:55:ILE:H	1.60	0.66
1:A:365:GLY:HA3	1:A:469:ARG:HB2	1.78	0.65
1:A:1120:LEU:HD22	1:A:1124:HIS:O	1.95	0.65
2:B:879:ARG:HE	2:B:879:ARG:H	1.44	0.65
4:D:52:LEU:HD12	4:D:182:SER:HB2	1.76	0.65
1:A:350:ARG:N	2:B:1128:LEU:HD11	2.11	0.65
1:A:622:VAL:O	1:A:630:ILE:HD11	1.96	0.65
1:A:1004:ASN:ND2	1:A:1007:ILE:HG13	2.11	0.65
4:D:66:ARG:O	4:D:70:PHE:HB2	1.96	0.65
6:F:84:TYR:HA	6:F:152:ILE:HD12	1.78	0.65
1:A:58:LEU:CD1	1:A:244:PRO:HD3	2.26	0.65
2:B:94:LYS:HG2	2:B:95:ILE:N	2.11	0.65
2:B:364:ILE:HG12	2:B:585:VAL:HG13	1.77	0.65
2:B:542:MET:SD	2:B:747:MET:HE2	2.37	0.65
2:B:1194:ILE:HG12	2:B:1196:ILE:HG22	1.77	0.65
10:J:5:VAL:HA	10:J:15:GLY:H	1.61	0.65
1:A:1453:TYR:CE2	6:F:129:LYS:HA	2.32	0.65
2:B:299:GLU:HB3	2:B:571:PRO:HG2	1.77	0.65
1:A:63:ARG:CG	1:A:74:MET:HE1	2.26	0.65
1:A:1434:ALA:O	1:A:1436:ILE:N	2.29	0.65
2:B:227:LYS:H	2:B:395:GLN:NE2	1.94	0.65
4:D:46:GLU:HG2	4:D:47:LEU:H	1.62	0.65
9:I:45:ARG:HG3	9:I:46:HIS:N	2.12	0.65
1:A:709:THR:HG22	1:A:710:LEU:N	2.12	0.65
1:A:1030:ARG:HG2	1:A:1034:GLU:OE2	1.95	0.65
1:A:30:ILE:HD11	2:B:1168:LEU:HD13	1.78	0.65
1:A:112:LYS:HG2	1:A:113:LEU:H	1.62	0.65
1:A:569:LYS:HD2	3:C:221:TYR:HB2	1.79	0.65
1:A:714:PHE:O	1:A:718:VAL:HG23	1.96	0.65
1:A:966:ASN:O	1:A:970:THR:HB	1.97	0.65
1:A:1308:THR:HG21	1:A:1310:GLY:O	1.97	0.65
2:B:1065:GLN:HG3	2:B:1068:GLY:H	1.62	0.65

*Continued on next page...*

Continued from previous page...

Atom-1	Atom-2	Interatomic distance (Å)	Clash overlap (Å)
4:D:8:PHE:CZ	4:D:37:GLN:HB2	2.31	0.65
5:E:198:ILE:HD13	5:E:212:ARG:HH11	1.62	0.65
1:A:864:ILE:HD12	1:A:864:ILE:N	2.11	0.65
1:A:1223:ASP:HA	1:A:1243:VAL:CG2	2.27	0.65
2:B:488:TYR:CE2	2:B:813:LYS:HB2	2.31	0.65
2:B:488:TYR:HE2	2:B:813:LYS:HB2	1.61	0.65
5:E:78:LEU:HG	5:E:107:THR:HG21	1.77	0.65
6:F:94:LEU:HD21	6:F:122:MET:HG2	1.76	0.65
1:A:7:SER:OG	2:B:1161:HIS:HE1	1.80	0.65
1:A:59:GLY:C	1:A:244:PRO:HG2	2.16	0.65
2:B:780:VAL:HG11	10:J:56:LEU:CD1	2.27	0.65
3:C:55:THR:OG1	3:C:152:GLU:N	2.30	0.65
3:C:197:SER:O	3:C:201:TRP:HB2	1.97	0.65
1:A:532:ARG:HD2	1:A:749:ALA:HB2	1.77	0.65
1:A:1027:ALA:O	1:A:1031:VAL:HG23	1.96	0.65
3:C:112:ASN:ND2	3:C:143:LEU:HD21	2.12	0.65
1:A:456:MET:HE3	1:A:507:VAL:HG23	1.79	0.64
1:A:1280:GLU:O	1:A:1282:VAL:HG23	1.97	0.64
2:B:758:PHE:CE2	2:B:1044:ALA:HA	2.31	0.64
1:A:2:VAL:O	2:B:1158:PHE:HA	1.97	0.64
1:A:537:ARG:HD2	8:H:20:TYR:CZ	2.32	0.64
2:B:549:THR:HG22	2:B:550:ASP:H	1.61	0.64
2:B:638:PHE:CE1	2:B:743:ILE:HA	2.32	0.64
1:A:467:THR:HG21	2:B:976:ILE:HG22	1.79	0.64
1:A:982:THR:HG22	1:A:984:LYS:H	1.61	0.64
1:A:58:LEU:HD12	1:A:244:PRO:HD3	1.78	0.64
2:B:169:ARG:O	2:B:457:LEU:HD12	1.98	0.64
2:B:430:ARG:HG2	2:B:430:ARG:NH1	2.04	0.64
2:B:807:ARG:HG2	2:B:1045:SER:OG	1.97	0.64
5:E:10:SER:O	5:E:13:TRP:HB3	1.97	0.64
1:A:642:CYS:O	1:A:645:LEU:HB3	1.97	0.64
1:A:1291:VAL:HG22	1:A:1292:PRO:HD2	1.79	0.64
5:E:61:GLN:HG2	5:E:62:ALA:H	1.63	0.64
5:E:100:ILE:HG23	5:E:105:PHE:CD1	2.32	0.64
1:A:1118:VAL:O	1:A:1305:VAL:HG13	1.97	0.64
5:E:19:VAL:O	5:E:23:VAL:HG23	1.97	0.64
1:A:135:PHE:HD1	1:A:222:LEU:CD2	2.10	0.64
1:A:441:PRO:HG2	1:A:498:ARG:HB2	1.79	0.64
2:B:1162:ILE:CD1	2:B:1194:ILE:HG21	2.27	0.64
5:E:187:TYR:HD2	5:E:188:LEU:CD2	2.11	0.64
6:F:86:THR:HG23	6:F:89:GLU:OE1	1.98	0.64

Continued on next page...

*Continued from previous page...*

Atom-1	Atom-2	Interatomic distance (Å)	Clash overlap (Å)
1:A:1226:VAL:HG22	1:A:1240:CYS:HB3	1.80	0.64
2:B:213:ILE:CG2	2:B:499:ASN:HB2	2.27	0.64
2:B:798:TYR:CE1	10:J:4:PRO:HB3	2.33	0.64
2:B:955:THR:CG2	2:B:956:THR:N	2.61	0.64
2:B:1096:ARG:HG2	2:B:1097:HIS:H	1.61	0.64
7:G:158:HIS:HD2	7:G:159:ALA:N	1.96	0.64
11:K:23:PRO:HA	11:K:31:VAL:HG13	1.80	0.64
1:A:91:PHE:HZ	1:A:207:ILE:HD12	1.62	0.64
1:A:93:VAL:CG2	1:A:301:ALA:HA	2.28	0.64
1:A:332:LYS:HA	1:A:337:ARG:HB3	1.80	0.64
1:A:679:ILE:HG23	1:A:729:ALA:HB1	1.80	0.64
1:A:901:LEU:HD22	1:A:919:ILE:HG23	1.79	0.64
2:B:619:ILE:HG22	2:B:620:ARG:N	2.13	0.64
1:A:115:LEU:HB3	1:A:122:MET:HG2	1.79	0.64
11:K:46:ILE:HG22	11:K:50:LEU:HD12	1.78	0.64
11:K:65:HIS:CD2	11:K:67:PHE:N	2.55	0.64
1:A:1130:GLN:HA	1:A:1133:LEU:HD12	1.80	0.63
2:B:69:LEU:HB3	2:B:429:PHE:HE1	1.63	0.63
2:B:635:ARG:HB2	2:B:636:PRO:HD2	1.79	0.63
2:B:1115:THR:O	2:B:1116:ARG:HB2	1.98	0.63
2:B:948:ILE:HG22	2:B:949:VAL:O	1.98	0.63
2:B:1116:ARG:HG3	2:B:1198:TYR:CE2	2.32	0.63
4:D:194:LEU:N	4:D:194:LEU:HD23	2.13	0.63
1:A:1223:ASP:HA	1:A:1243:VAL:HG21	1.80	0.63
3:C:182:PRO:HD2	3:C:210:GLU:OE1	1.98	0.63
3:C:191:TYR:CD2	3:C:201:TRP:CD1	2.87	0.63
1:A:93:VAL:HG21	1:A:304:MET:HB2	1.80	0.63
8:H:82:PRO:C	8:H:84:ALA:H	2.00	0.63
12:L:66:GLN:C	12:L:67:PHE:CD1	2.72	0.63
1:A:336:ILE:HD11	2:B:1203:LEU:HD13	1.79	0.63
1:A:685:GLU:HG3	1:A:686:ALA:N	2.12	0.63
3:C:260:LEU:O	3:C:264:GLN:HG3	1.98	0.63
5:E:41:ASP:HA	5:E:44:ALA:HB3	1.79	0.63
1:A:256:GLN:O	1:A:257:ARG:CB	2.47	0.63
1:A:997:LEU:HD22	1:A:1053:PHE:CG	2.33	0.63
2:B:702:LEU:HD23	2:B:738:PHE:N	2.14	0.63
4:D:60:LYS:O	4:D:64:VAL:HG23	1.98	0.63
4:D:159:THR:O	4:D:163:VAL:HG23	1.98	0.63
4:D:163:VAL:HG13	4:D:214:LEU:HD21	1.79	0.63
7:G:42:PHE:O	7:G:80:LYS:HB2	1.99	0.63
7:G:88:ASP:HB3	7:G:144:ARG:HA	1.80	0.63

*Continued on next page...*



*Continued from previous page...*

Atom-1	Atom-2	Interatomic distance (Å)	Clash overlap (Å)
1:A:836:TYR:CZ	1:A:840:ARG:HD2	2.33	0.63
2:B:859:TYR:HD1	2:B:859:TYR:H	1.47	0.63
1:A:265:LYS:HE3	1:A:265:LYS:CA	2.27	0.63
2:B:277:LYS:HG3	2:B:336:ARG:HG2	1.79	0.63
2:B:696:GLU:O	2:B:699:GLU:HB2	1.97	0.63
1:A:59:GLY:CA	1:A:244:PRO:HG2	2.29	0.63
1:A:634:THR:O	1:A:638:GLY:HA2	1.99	0.63
1:A:999:VAL:HG12	1:A:1000:LEU:HG	1.79	0.63
1:A:1227:ILE:HA	1:A:1228:TRP:CE3	2.34	0.63
10:J:25:LEU:HD21	10:J:32:GLU:HG3	1.81	0.63
11:K:40:HIS:NE2	11:K:63:VAL:HG11	2.13	0.63
12:L:53:HIS:HB3	12:L:55:ILE:HD13	1.80	0.63
1:A:767:GLN:NE2	1:A:774:ARG:HB2	2.14	0.62
2:B:650:GLU:HG3	2:B:651:LEU:N	2.14	0.62
5:E:117:THR:HB	5:E:120:ALA:HB2	1.81	0.62
11:K:45:LEU:O	11:K:48:ALA:HB3	1.99	0.62
12:L:30:ILE:HD11	12:L:59:ALA:HB2	1.81	0.62
1:A:350:ARG:C	1:A:351:THR:HG22	2.18	0.62
1:A:399:HIS:CB	1:A:400:PRO:HD3	2.28	0.62
1:A:535:THR:HG21	1:A:616:VAL:HA	1.80	0.62
2:B:126:SER:OG	2:B:172:ILE:HD11	1.98	0.62
2:B:948:ILE:O	2:B:968:VAL:HG13	1.99	0.62
8:H:127:GLY:O	8:H:128:ASN:HB2	1.98	0.62
1:A:1107:VAL:CG2	1:A:1383:SER:HB3	2.29	0.62
2:B:541:LEU:HB2	2:B:747:MET:HE3	1.79	0.62
2:B:613:VAL:CG2	2:B:628:THR:HA	2.30	0.62
2:B:830:TYR:CE2	2:B:1000:PRO:HD3	2.35	0.62
6:F:129:LYS:C	6:F:130:ILE:HG13	2.20	0.62
10:J:48:ARG:HD2	10:J:48:ARG:O	1.99	0.62
1:A:82:GLY:O	1:A:241:VAL:HB	1.99	0.62
1:A:262:LEU:HD12	1:A:328:ARG:CZ	2.30	0.62
1:A:403:LYS:O	1:A:415:LEU:HB2	2.00	0.62
1:A:1402:PHE:C	1:A:1403:GLU:HG2	2.19	0.62
3:C:169:LYS:HZ2	12:L:69:ALA:HB3	1.64	0.62
6:F:128:LYS:HD3	6:F:148:VAL:O	1.98	0.62
7:G:30:LEU:HD13	7:G:72:VAL:HG11	1.81	0.62
9:I:46:HIS:O	9:I:47:GLU:HG2	1.99	0.62
1:A:377:PRO:HB2	1:A:431:LYS:NZ	2.15	0.62
2:B:770:GLN:HG2	2:B:983:ARG:O	2.00	0.62
4:D:147:TYR:O	4:D:151:PHE:CD1	2.51	0.62
6:F:100:GLN:O	6:F:105:ALA:CB	2.47	0.62

*Continued on next page...*



*Continued from previous page...*

Atom-1	Atom-2	Interatomic distance (Å)	Clash overlap (Å)
1:A:814:PHE:HE1	2:B:519:TRP:HB2	1.64	0.62
5:E:156:LEU:HG	5:E:195:VAL:O	2.00	0.62
7:G:17:PHE:CE2	7:G:25:TYR:HE2	2.16	0.62
4:D:147:TYR:O	4:D:151:PHE:HD1	1.82	0.62
8:H:145:ARG:O	8:H:146:ARG:HB2	1.99	0.62
1:A:49:LYS:NZ	1:A:61:ILE:H	1.98	0.62
1:A:1119:TYR:HA	1:A:1305:VAL:HG22	1.80	0.62
1:A:1207:LEU:HD13	1:A:1273:LEU:HD23	1.82	0.62
1:A:1299:VAL:HG12	1:A:1300:LYS:H	1.65	0.62
2:B:638:PHE:HA	2:B:690:VAL:HG12	1.81	0.62
2:B:898:LEU:HD21	2:B:964:VAL:HG21	1.82	0.62
2:B:1198:TYR:CE1	2:B:1201:LYS:HD2	2.34	0.62
4:D:167:LEU:C	4:D:169:SER:H	2.03	0.62
5:E:16:PHE:CZ	5:E:20:LYS:HE3	2.34	0.62
7:G:90:THR:HG23	7:G:140:LYS:O	2.00	0.62
1:A:58:LEU:HB3	1:A:80:HIS:O	1.99	0.62
1:A:1208:THR:HB	1:A:1211:GLN:HG3	1.82	0.62
1:A:1210:GLY:HA2	1:A:1228:TRP:NE1	2.14	0.62
3:C:220:ASP:OD2	3:C:223:ALA:HB2	2.00	0.62
5:E:61:GLN:HG2	5:E:62:ALA:N	2.14	0.62
2:B:174:LEU:HD21	2:B:204:ILE:CD1	2.29	0.62
2:B:879:ARG:HE	2:B:879:ARG:N	1.97	0.62
11:K:53:ASP:HB3	11:K:56:VAL:HB	1.82	0.62
1:A:604:GLY:O	1:A:605:MET:HB2	2.00	0.61
1:A:1107:VAL:HG23	1:A:1383:SER:HB3	1.80	0.61
2:B:515:HIS:HD2	2:B:517:THR:N	1.90	0.61
5:E:119:SER:O	5:E:122:LYS:HB2	2.00	0.61
1:A:40:THR:HG23	1:A:54:ASN:HD21	1.63	0.61
1:A:506:ALA:CB	1:A:508:PRO:HD2	2.28	0.61
1:A:601:LYS:HD3	1:A:603:ASN:HD21	1.65	0.61
1:A:1154:TYR:CZ	1:A:1156:PRO:HG3	2.34	0.61
9:I:35:VAL:HG12	9:I:36:GLU:N	2.12	0.61
1:A:224:PHE:HD2	1:A:231:PRO:HD3	1.63	0.61
1:A:317:LYS:O	1:A:318:SER:HB3	1.99	0.61
1:A:419:LYS:HG3	1:A:420:ARG:N	2.14	0.61
1:A:621:THR:O	1:A:629:LEU:HB2	2.00	0.61
1:A:1153:TYR:HB2	1:A:1192:LEU:HD23	1.81	0.61
3:C:237:SER:O	3:C:238:ILE:HG13	1.99	0.61
11:K:63:VAL:O	11:K:65:HIS:N	2.33	0.61
2:B:234:ILE:HG12	2:B:257:LYS:HB3	1.83	0.61
2:B:486:TYR:CD1	2:B:1096:ARG:NH2	2.68	0.61

*Continued on next page...*

*Continued from previous page...*

Atom-1	Atom-2	Interatomic distance (Å)	Clash overlap (Å)
7:G:45:ILE:O	7:G:45:ILE:HG22	1.99	0.61
2:B:68:THR:HG22	2:B:91:SER:HA	1.82	0.61
2:B:105:SER:O	2:B:106:ASP:HB2	1.99	0.61
3:C:3:GLU:HB3	11:K:104:ASN:HD21	1.65	0.61
4:D:29:LEU:HD23	4:D:33:PHE:HB3	1.81	0.61
8:H:130:ARG:HH11	8:H:130:ARG:N	1.92	0.61
12:L:62:LYS:O	12:L:64:LEU:N	2.32	0.61
1:A:253:ASN:HB2	2:B:884:ARG:NH1	2.14	0.61
1:A:836:TYR:CE2	1:A:840:ARG:HD2	2.36	0.61
1:A:1146:VAL:O	1:A:1197:LEU:HA	2.00	0.61
2:B:129:PHE:CE2	2:B:166:PHE:HB2	2.36	0.61
2:B:309:GLN:O	2:B:312:GLU:HB3	2.00	0.61
2:B:635:ARG:HB2	2:B:636:PRO:CD	2.30	0.61
2:B:955:THR:CG2	2:B:956:THR:H	2.12	0.61
2:B:999:MET:HG2	2:B:1007:VAL:CG2	2.30	0.61
7:G:115:MET:HB3	7:G:116:PRO:HD2	1.83	0.61
12:L:47:ARG:HH21	12:L:54:ARG:HG2	1.65	0.61
1:A:1079:MET:HG2	1:A:1359:ASP:OD1	2.01	0.61
1:A:1102:LYS:HG2	1:A:1106:ASN:ND2	2.16	0.61
3:C:262:LEU:HD13	11:K:88:LYS:HG2	1.82	0.61
5:E:178:ILE:HB	5:E:212:ARG:HD3	1.82	0.61
6:F:111:LEU:O	6:F:113:GLY:N	2.33	0.61
9:I:17:ARG:HG3	9:I:18:GLU:H	1.65	0.61
12:L:40:LEU:HD13	12:L:44:ASP:HB3	1.82	0.61
1:A:969:GLN:O	1:A:969:GLN:HG2	2.01	0.61
2:B:562:GLY:HA3	2:B:590:HIS:ND1	2.14	0.61
2:B:644:GLU:HG3	2:B:646:LEU:H	1.66	0.61
2:B:656:GLY:O	2:B:660:LYS:HB2	1.99	0.61
7:G:13:LEU:HD23	7:G:14:HIS:N	2.15	0.61
9:I:25:LEU:CB	9:I:38:ALA:HB2	2.11	0.61
10:J:9:SER:HB2	10:J:45:CYS:HB2	1.82	0.61
1:A:321:PRO:O	1:A:322:VAL:HG12	2.00	0.61
1:A:370:ILE:HG22	1:A:374:LEU:CD1	2.30	0.61
1:A:873:MET:O	1:A:1058:VAL:HG23	2.01	0.61
1:A:1199:ARG:HG3	1:A:1236:LEU:HD11	1.81	0.61
1:A:1255:GLU:CD	1:A:1258:HIS:HB2	2.20	0.61
1:A:1441:PHE:CZ	6:F:89:GLU:HA	2.35	0.61
2:B:639:ILE:HG22	2:B:641:GLU:HG2	1.81	0.61
2:B:999:MET:HA	2:B:999:MET:HE3	1.81	0.61
3:C:80:LEU:HD12	3:C:94:LYS:O	2.01	0.61
3:C:124:LEU:HD23	3:C:127:ARG:H	1.65	0.61

*Continued on next page...*

*Continued from previous page...*

Atom-1	Atom-2	Interatomic distance (Å)	Clash overlap (Å)
9:I:7:CYS:HB3	9:I:14:LEU:HD21	1.82	0.61
1:A:27:VAL:C	1:A:29:ALA:H	2.04	0.61
1:A:648:ASN:O	1:A:652:VAL:HG23	2.00	0.61
1:A:1259:MET:O	1:A:1263:ILE:HG13	2.01	0.61
2:B:791:THR:HA	2:B:858:SER:HB2	1.82	0.61
3:C:186:LEU:HD21	3:C:225:ALA:HB2	1.82	0.61
4:D:120:GLU:O	4:D:123:LEU:HB2	2.01	0.61
8:H:59:ILE:O	8:H:60:ALA:HB3	2.01	0.61
1:A:709:THR:HG22	1:A:710:LEU:H	1.66	0.60
2:B:1079:LYS:HZ2	3:C:188:HIS:CE1	2.18	0.60
7:G:30:LEU:CD1	7:G:72:VAL:HG11	2.31	0.60
10:J:8:PHE:N	10:J:8:PHE:CD2	2.56	0.60
1:A:42:ASP:HB3	1:A:45:GLN:HA	1.83	0.60
1:A:219:PHE:CE2	1:A:231:PRO:HD2	2.36	0.60
1:A:463:ILE:CB	1:A:464:PRO:HD2	2.27	0.60
1:A:741:ASN:ND2	1:A:743:VAL:N	2.49	0.60
1:A:1263:ILE:HA	1:A:1266:THR:HB	1.83	0.60
2:B:168:GLY:H	2:B:450:ALA:HB1	1.65	0.60
2:B:1096:ARG:CZ	2:B:1096:ARG:HB2	2.30	0.60
8:H:104:PHE:CE2	8:H:114:VAL:HG12	2.36	0.60
2:B:69:LEU:HD22	2:B:429:PHE:CE1	2.37	0.60
2:B:1013:ASN:HD21	2:B:1015:HIS:HD2	1.48	0.60
6:F:100:GLN:NE2	7:G:18:PHE:HE2	1.99	0.60
1:A:75:ASN:O	1:A:76:GLU:CB	2.48	0.60
1:A:106:VAL:HG13	1:A:112:LYS:O	2.01	0.60
1:A:902:LEU:HD23	1:A:921:GLY:HA2	1.82	0.60
1:A:1010:ALA:O	1:A:1013:ASP:HB2	2.00	0.60
1:A:1227:ILE:C	1:A:1228:TRP:HE3	2.04	0.60
2:B:493:SER:HA	2:B:751:VAL:HG21	1.82	0.60
2:B:777:ALA:HA	2:B:1095:LEU:HB3	1.82	0.60
7:G:120:THR:OG1	7:G:131:GLN:HB2	2.00	0.60
1:A:102:VAL:HG11	1:A:211:PHE:HE1	1.66	0.60
1:A:359:LEU:HD23	1:A:359:LEU:N	2.15	0.60
2:B:549:THR:HG22	2:B:550:ASP:N	2.17	0.60
9:I:17:ARG:HH21	9:I:30:ARG:NH2	2.00	0.60
10:J:3:VAL:HG21	10:J:18:TRP:HB2	1.83	0.60
1:A:49:LYS:HZ2	1:A:61:ILE:H	1.48	0.60
1:A:84:ILE:O	1:A:84:ILE:HG22	2.01	0.60
1:A:679:ILE:HD11	1:A:733:ALA:HB2	1.82	0.60
2:B:959:ASP:OD2	2:B:961:LEU:HD12	2.02	0.60
7:G:51:TYR:CD2	7:G:51:TYR:O	2.55	0.60

*Continued on next page...*

*Continued from previous page...*

Atom-1	Atom-2	Interatomic distance (Å)	Clash overlap (Å)
1:A:567:LYS:HE3	8:H:46:LEU:HD12	1.83	0.60
1:A:744:LYS:O	1:A:748:MET:HB2	2.01	0.60
1:A:1349:TYR:O	1:A:1350:LYS:C	2.40	0.60
2:B:210:LYS:HD2	2:B:480:SER:OG	2.01	0.60
2:B:508:LEU:O	2:B:509:ALA:HB3	2.01	0.60
2:B:841:MET:HG2	2:B:846:ILE:HD11	1.84	0.60
4:D:190:GLU:O	4:D:194:LEU:HG	2.01	0.60
8:H:102:TYR:HD2	8:H:102:TYR:N	1.98	0.60
1:A:1152:ILE:HG23	1:A:1260:LEU:HD23	1.81	0.60
6:F:86:THR:HG23	6:F:89:GLU:CD	2.23	0.60
12:L:38:LEU:O	12:L:39:SER:CB	2.49	0.60
1:A:118:HIS:O	1:A:119:ASN:HB2	2.01	0.60
1:A:528:LEU:HG	1:A:529:CYS:N	2.16	0.60
5:E:14:ARG:HB3	5:E:141:VAL:O	2.02	0.60
5:E:56:LYS:HE2	5:E:84:ASP:HB2	1.84	0.60
1:A:346:ASP:OD1	2:B:1108:ARG:HA	2.02	0.60
1:A:1141:THR:HG23	1:A:1205:LYS:HD3	1.83	0.60
3:C:121:VAL:HG12	3:C:122:SER:H	1.66	0.60
4:D:8:PHE:HZ	4:D:37:GLN:HB2	1.67	0.60
1:A:49:LYS:HD3	1:A:54:ASN:O	2.02	0.59
1:A:135:PHE:HA	1:A:138:ILE:HD12	1.83	0.59
1:A:1208:THR:HG23	1:A:1231:ASP:OD2	2.02	0.59
2:B:879:ARG:N	2:B:879:ARG:NE	2.49	0.59
2:B:1023:VAL:HG12	2:B:1027:ILE:HD11	1.82	0.59
4:D:192:LYS:HG2	4:D:198:LEU:HD12	1.83	0.59
5:E:122:LYS:O	5:E:123:LEU:HG	2.02	0.59
6:F:109:VAL:HG12	6:F:110:ASP:H	1.65	0.59
1:A:1208:THR:HG22	1:A:1210:GLY:H	1.67	0.59
1:A:1291:VAL:HG13	1:A:1292:PRO:HD2	1.83	0.59
2:B:126:SER:CB	2:B:172:ILE:HD11	2.32	0.59
2:B:652:LYS:HD3	2:B:688:GLY:O	2.01	0.59
3:C:13:ALA:HB1	3:C:18:VAL:HG22	1.83	0.59
4:D:59:ILE:O	4:D:63:LEU:HB2	2.02	0.59
5:E:55:ARG:C	5:E:57:MET:H	2.05	0.59
5:E:124:VAL:O	5:E:132:ILE:HD13	2.02	0.59
6:F:111:LEU:HD23	6:F:114:GLU:O	2.02	0.59
6:F:140:ASP:CG	6:F:141:GLY:N	2.56	0.59
7:G:158:HIS:CD2	7:G:159:ALA:N	2.69	0.59
2:B:638:PHE:HB3	2:B:651:LEU:HD22	1.83	0.59
3:C:147:LEU:N	3:C:147:LEU:HD23	2.16	0.59
3:C:163:ILE:HD12	3:C:165:LYS:HB2	1.84	0.59

*Continued on next page...*

*Continued from previous page...*

Atom-1	Atom-2	Interatomic distance (Å)	Clash overlap (Å)
9:I:6:PHE:N	9:I:6:PHE:CD1	2.69	0.59
9:I:25:LEU:HB3	9:I:38:ALA:CB	2.11	0.59
11:K:65:HIS:CD2	11:K:65:HIS:C	2.76	0.59
1:A:66:LYS:HD3	1:A:67:CYS:H	1.67	0.59
1:A:979:SER:OG	1:A:980:ASP:N	2.35	0.59
3:C:241:ASP:O	3:C:244:VAL:HB	2.02	0.59
5:E:79:TRP:HD1	5:E:96:PHE:HE1	1.49	0.59
1:A:873:MET:HG2	1:A:957:PRO:HG3	1.83	0.59
1:A:883:LEU:HD23	1:A:1021:LEU:HD13	1.84	0.59
1:A:1227:ILE:HG22	1:A:1228:TRP:N	2.16	0.59
2:B:188:ASP:O	2:B:192:LEU:HD12	2.03	0.59
2:B:446:LEU:O	2:B:447:ALA:HB3	2.03	0.59
2:B:880:THR:HB	2:B:934:LYS:HB2	1.85	0.59
11:K:16:GLU:OE1	11:K:37:LYS:HE3	2.02	0.59
1:A:875:ALA:HA	1:A:878:ILE:HD12	1.85	0.59
1:A:916:GLY:O	1:A:919:ILE:HG22	2.03	0.59
1:A:923:LEU:O	1:A:927:VAL:HG23	2.03	0.59
1:A:1094:VAL:HG22	1:A:1113:THR:CG2	2.32	0.59
2:B:596:LEU:HD11	2:B:600:LEU:HD11	1.85	0.59
2:B:734:HIS:O	2:B:735:ALA:CB	2.51	0.59
2:B:872:GLU:OE1	2:B:914:LYS:HE3	2.02	0.59
8:H:63:LEU:HB3	8:H:90:ALA:H	1.68	0.59
11:K:53:ASP:CB	11:K:56:VAL:HB	2.33	0.59
1:A:597:LEU:O	1:A:598:LEU:HB2	2.02	0.59
2:B:1110:PRO:HG2	2:B:1125:ASP:O	2.03	0.59
3:C:167:HIS:ND1	3:C:169:LYS:HG2	2.18	0.59
5:E:152:LYS:HG3	5:E:154:ILE:HD11	1.85	0.59
1:A:12:ARG:CB	2:B:1218:THR:HG22	2.33	0.59
1:A:92:HIS:HB3	1:A:95:PHE:HB2	1.85	0.59
2:B:100:PRO:HA	2:B:126:SER:HB3	1.83	0.59
2:B:115:GLN:O	2:B:119:LEU:HD12	2.02	0.59
4:D:73:SER:HB3	7:G:21:ARG:HH21	1.68	0.59
5:E:135:PHE:CD2	5:E:140:LEU:HD21	2.38	0.59
1:A:35:ILE:HG12	1:A:241:VAL:HG11	1.85	0.59
1:A:306:ASN:HD22	1:A:322:VAL:HG12	1.67	0.59
1:A:760:GLN:HG2	1:A:765:VAL:HA	1.83	0.59
1:A:871:ASP:OD2	1:A:873:MET:HB2	2.03	0.59
2:B:1195:HIS:C	2:B:1196:ILE:HG22	2.24	0.59
4:D:53:SER:HB3	4:D:152:SER:CB	2.33	0.59
1:A:356:ASP:OD2	2:B:833:TYR:HE2	1.86	0.58
1:A:577:ILE:HA	1:A:580:VAL:HG23	1.84	0.58

*Continued on next page...*

*Continued from previous page...*

Atom-1	Atom-2	Interatomic distance (Å)	Clash overlap (Å)
1:A:1343:ALA:HA	5:E:149:LEU:O	2.03	0.58
2:B:205:ILE:N	2:B:205:ILE:HD12	2.18	0.58
2:B:597:MET:HA	2:B:597:MET:CE	2.32	0.58
2:B:637:LEU:HD12	2:B:693:ILE:HD12	1.85	0.58
2:B:728:ARG:HH11	2:B:730:ARG:NH2	2.01	0.58
2:B:849:GLY:HA2	2:B:852:ARG:HD2	1.85	0.58
2:B:957:ASN:H	2:B:957:ASN:HD22	1.50	0.58
7:G:49:LEU:HG	7:G:76:ALA:HA	1.85	0.58
10:J:36:LEU:O	10:J:41:LEU:HG	2.02	0.58
2:B:815:ARG:HB2	2:B:815:ARG:HH11	1.68	0.58
2:B:1034:VAL:HA	2:B:1037:LEU:CD1	2.32	0.58
2:B:1159:ARG:HB3	2:B:1159:ARG:NH1	2.15	0.58
3:C:112:ASN:HD21	3:C:146:LYS:HE2	1.67	0.58
6:F:100:GLN:NE2	7:G:61:ILE:HD11	2.17	0.58
7:G:9:LEU:HD12	7:G:10:ASN:N	2.19	0.58
1:A:1226:VAL:HG13	1:A:1239:ARG:O	2.03	0.58
1:A:1394:THR:HG22	1:A:1395:GLY:H	1.68	0.58
2:B:119:LEU:HD23	2:B:953:LEU:HD11	1.85	0.58
2:B:308:TRP:CH2	9:I:45:ARG:HG2	2.37	0.58
2:B:681:TRP:CE3	2:B:684:LEU:HD12	2.38	0.58
2:B:901:PRO:HG3	2:B:952:VAL:HG23	1.84	0.58
2:B:1174:LYS:HB2	2:B:1179:GLN:O	2.02	0.58
4:D:147:TYR:CZ	7:G:103:VAL:HG13	2.38	0.58
1:A:392:VAL:HG13	1:A:415:LEU:HD21	1.85	0.58
1:A:1012:ARG:O	1:A:1013:ASP:C	2.42	0.58
1:A:1316:VAL:O	1:A:1316:VAL:HG12	2.03	0.58
2:B:69:LEU:HD13	2:B:429:PHE:CD1	2.37	0.58
2:B:663:ALA:O	2:B:667:GLN:HG3	2.04	0.58
3:C:242:GLN:HE21	3:C:246:ARG:NE	1.99	0.58
11:K:70:ARG:O	11:K:70:ARG:HG3	2.02	0.58
1:A:148:CYS:O	1:A:168:GLY:HA2	2.03	0.58
2:B:234:ILE:HG21	2:B:237:VAL:HG23	1.84	0.58
2:B:912:ILE:HD11	2:B:966:VAL:CG2	2.34	0.58
6:F:77:ASP:O	6:F:78:GLN:HB3	2.02	0.58
7:G:51:TYR:O	7:G:51:TYR:HD2	1.86	0.58
8:H:59:ILE:HG22	8:H:60:ALA:N	2.18	0.58
1:A:21:LEU:HD11	1:A:1414:ALA:HA	1.85	0.58
1:A:449:SER:HB2	2:B:1133:MET:HB3	1.85	0.58
1:A:515:GLN:HA	1:A:1367:HIS:NE2	2.19	0.58
1:A:595:THR:O	1:A:596:THR:HG23	2.02	0.58
1:A:973:ILE:HD13	1:A:1038:THR:HG23	1.84	0.58

*Continued on next page...*

*Continued from previous page...*

Atom-1	Atom-2	Interatomic distance (Å)	Clash overlap (Å)
2:B:168:GLY:N	2:B:450:ALA:HB1	2.18	0.58
2:B:469:GLN:C	2:B:472:ALA:HB3	2.23	0.58
5:E:169:ARG:HD3	6:F:140:ASP:OD1	2.04	0.58
1:A:71:GLN:O	1:A:73:GLY:N	2.35	0.58
1:A:391:LEU:O	1:A:394:ASN:HB2	2.03	0.58
1:A:1227:ILE:HG22	1:A:1228:TRP:H	1.67	0.58
2:B:842:ASN:C	2:B:842:ASN:HD22	2.06	0.58
3:C:18:VAL:HG21	11:K:109:TRP:CZ3	2.37	0.58
10:J:37:SER:OG	10:J:47:ARG:NH2	2.36	0.58
3:C:8:VAL:HG12	3:C:9:LYS:N	2.18	0.58
4:D:39:ASN:ND2	4:D:40:HIS:H	2.01	0.58
5:E:213:ILE:HG12	5:E:214:CYS:H	1.68	0.58
10:J:2:ILE:HG23	10:J:3:VAL:O	2.04	0.58
1:A:172:PRO:HG3	1:A:185:TRP:CE2	2.39	0.58
1:A:664:THR:CG2	2:B:1014:PRO:HB3	2.34	0.58
1:A:850:VAL:HG21	1:A:1058:VAL:HG11	1.86	0.58
1:A:1118:VAL:CG2	1:A:1306:LEU:HB2	2.33	0.58
2:B:108:VAL:HG23	2:B:109:THR:H	1.68	0.58
3:C:44:LEU:HD23	3:C:44:LEU:C	2.24	0.58
4:D:52:LEU:HB2	4:D:182:SER:HB2	1.84	0.58
5:E:187:TYR:HD2	5:E:188:LEU:HD23	1.69	0.58
7:G:79:PHE:CD1	7:G:79:PHE:C	2.72	0.58
1:A:741:ASN:HD22	1:A:741:ASN:C	2.06	0.58
1:A:827:THR:HG22	1:A:828:ALA:N	2.19	0.58
1:A:858:ASN:HD22	1:A:858:ASN:H	1.52	0.58
1:A:1150:SER:H	9:I:46:HIS:HB3	1.68	0.58
1:A:1187:GLN:HG3	1:A:1188:GLN:H	1.69	0.58
1:A:1350:LYS:O	1:A:1353:TYR:HB3	2.03	0.58
2:B:326:ASP:O	2:B:330:ALA:CB	2.50	0.58
2:B:453:ILE:O	2:B:457:LEU:HG	2.03	0.58
2:B:833:TYR:C	2:B:835:GLN:H	2.05	0.58
5:E:197:LYS:HE2	5:E:199:ILE:HD11	1.86	0.58
6:F:87:LYS:CE	6:F:88:TYR:HE1	2.16	0.58
1:A:617:VAL:HG12	1:A:622:VAL:HG12	1.85	0.57
1:A:1349:TYR:CE2	1:A:1353:TYR:HB2	2.39	0.57
2:B:770:GLN:CD	2:B:983:ARG:HA	2.24	0.57
2:B:975:GLN:CG	2:B:976:ILE:N	2.67	0.57
3:C:45:ALA:CB	3:C:72:LEU:HD13	2.33	0.57
6:F:130:ILE:O	6:F:132:LEU:N	2.36	0.57
8:H:17:PRO:HB3	8:H:24:CYS:SG	2.43	0.57
1:A:224:PHE:CD2	1:A:231:PRO:HG3	2.38	0.57

*Continued on next page...*



*Continued from previous page...*

Atom-1	Atom-2	Interatomic distance (Å)	Clash overlap (Å)
1:A:524:VAL:HG12	1:A:525:GLN:N	2.15	0.57
1:A:808:LEU:HB3	1:A:812:GLU:HB2	1.86	0.57
1:A:896:ARG:HD3	1:A:897:TYR:CE1	2.39	0.57
1:A:1406:VAL:HG12	1:A:1410:PHE:CE1	2.39	0.57
2:B:839:MET:HE1	2:B:980:PHE:HB2	1.86	0.57
2:B:879:ARG:H	2:B:879:ARG:NE	2.02	0.57
2:B:1166:CYS:O	2:B:1168:LEU:N	2.36	0.57
3:C:191:TYR:HD2	3:C:201:TRP:CD1	2.22	0.57
10:J:57:ILE:HG23	10:J:58:GLU:H	1.69	0.57
1:A:6:TYR:CG	1:A:7:SER:N	2.72	0.57
1:A:7:SER:OG	2:B:1161:HIS:CE1	2.58	0.57
1:A:98:LYS:O	1:A:102:VAL:HG23	2.04	0.57
1:A:206:GLU:O	1:A:210:ILE:HG13	2.04	0.57
1:A:1166:ASP:OD2	1:A:1239:ARG:HD2	2.05	0.57
2:B:898:LEU:HD12	12:L:58:LYS:HD2	1.86	0.57
3:C:213:PRO:O	3:C:214:ASN:HB3	2.04	0.57
6:F:90:ARG:CD	6:F:155:LEU:HD13	2.32	0.57
1:A:247:ARG:HD2	1:A:263:THR:HG23	1.85	0.57
1:A:447:GLN:HG2	2:B:1134:GLU:OE2	2.04	0.57
1:A:546:VAL:O	1:A:549:MET:HB2	2.05	0.57
1:A:834:THR:HG21	1:A:1077:THR:HG23	1.86	0.57
1:A:975:HIS:O	1:A:976:THR:HG23	2.05	0.57
1:A:1444:MET:HG3	7:G:59:GLY:O	2.04	0.57
2:B:365:THR:HG23	2:B:367:LEU:H	1.69	0.57
2:B:655:LYS:HD2	2:B:658:ILE:HG22	1.84	0.57
2:B:777:ALA:HA	2:B:1095:LEU:HB2	1.87	0.57
3:C:47:ASP:HA	12:L:69:ALA:HB3	1.86	0.57
3:C:50:GLU:HB3	3:C:156:THR:HB	1.86	0.57
12:L:58:LYS:O	12:L:59:ALA:O	2.22	0.57
1:A:443:LEU:HD23	1:A:501:LEU:HD22	1.87	0.57
6:F:76:LYS:HA	6:F:79:ARG:HD2	1.85	0.57
7:G:115:MET:CB	7:G:119:LEU:HD23	2.35	0.57
10:J:3:VAL:HG21	10:J:18:TRP:CG	2.39	0.57
1:A:409:SER:O	1:A:411:ASP:HB2	2.05	0.57
1:A:1254:ALA:O	1:A:1255:GLU:HB2	2.04	0.57
1:A:1279:ILE:HG23	1:A:1308:THR:OG1	2.04	0.57
2:B:226:PHE:HA	2:B:395:GLN:HG3	1.87	0.57
2:B:345:LYS:HG2	2:B:346:GLU:N	2.17	0.57
2:B:405:ARG:NH1	2:B:632:ARG:HG2	2.19	0.57
3:C:16:ASP:O	3:C:233:GLU:HA	2.04	0.57
6:F:101:ILE:HD13	6:F:120:ILE:CG2	2.29	0.57

*Continued on next page...*



*Continued from previous page...*

Atom-1	Atom-2	Interatomic distance (Å)	Clash overlap (Å)
10:J:9:SER:CB	10:J:45:CYS:HB2	2.35	0.57
11:K:63:VAL:O	11:K:64:GLU:C	2.42	0.57
1:A:270:LEU:O	1:A:274:ILE:HG13	2.05	0.57
1:A:355:GLY:N	1:A:482:PHE:CZ	2.72	0.57
1:A:1354:ASN:O	1:A:1358:SER:CB	2.51	0.57
2:B:467:GLY:H	2:B:475:SER:HB2	1.69	0.57
2:B:593:PRO:HB2	2:B:617:ARG:CZ	2.35	0.57
2:B:977:GLY:HA3	2:B:1099:VAL:HG11	1.86	0.57
9:I:15:TYR:N	9:I:15:TYR:CD1	2.73	0.57
10:J:3:VAL:HG21	10:J:18:TRP:CB	2.34	0.57
1:A:850:VAL:HG23	1:A:1064:VAL:HG21	1.87	0.57
1:A:1315:GLU:O	1:A:1317:MET:N	2.37	0.57
2:B:100:PRO:HD2	2:B:180:TYR:CE1	2.40	0.57
2:B:990:ILE:HG22	2:B:992:ILE:H	1.69	0.57
5:E:15:ALA:O	5:E:19:VAL:HG23	2.04	0.57
5:E:185:ALA:O	5:E:190:LEU:HG	2.05	0.57
7:G:111:THR:CG2	7:G:114:LEU:HD13	2.34	0.57
12:L:26:THR:HG22	12:L:27:LEU:N	2.15	0.57
1:A:202:LEU:HB3	1:A:207:ILE:HD11	1.87	0.57
1:A:1356:ILE:HD13	1:A:1363:VAL:HG21	1.86	0.57
2:B:361:LEU:HD21	2:B:377:PHE:HD2	1.69	0.57
2:B:398:ARG:HB2	2:B:398:ARG:NH1	2.20	0.57
6:F:129:LYS:O	6:F:130:ILE:HG13	2.05	0.57
7:G:126:ASN:HD22	7:G:127:PRO:N	2.03	0.57
11:K:39:ASP:OD1	11:K:41:THR:HG22	2.05	0.57
1:A:403:LYS:HE2	1:A:404:TYR:HE1	1.70	0.57
1:A:567:LYS:HZ2	8:H:46:LEU:HB2	1.70	0.57
1:A:933:TYR:O	1:A:937:VAL:HG23	2.04	0.57
1:A:1029:ARG:O	1:A:1033:GLN:HB3	2.04	0.57
2:B:192:LEU:O	2:B:193:LYS:HB2	2.05	0.57
2:B:282:ILE:HD12	2:B:382:ILE:HD13	1.86	0.57
2:B:797:TYR:HB2	2:B:852:ARG:O	2.04	0.57
2:B:1098:MET:O	2:B:1101:ASP:HB2	2.05	0.57
2:B:1166:CYS:C	2:B:1168:LEU:H	2.08	0.57
4:D:170:THR:O	4:D:172:LEU:N	2.38	0.57
7:G:92:VAL:HG21	7:G:102:GLN:HB2	1.86	0.57
2:B:363:HIS:O	2:B:364:ILE:CB	2.52	0.56
2:B:724:ASP:HB3	2:B:727:LYS:HG3	1.86	0.56
2:B:995:ARG:HB3	2:B:997:GLU:OE2	2.05	0.56
11:K:57:LEU:HD13	11:K:76:GLN:NE2	2.18	0.56
1:A:92:HIS:HE1	1:A:1410:PHE:CE2	2.22	0.56

*Continued on next page...*

*Continued from previous page...*

Atom-1	Atom-2	Interatomic distance (Å)	Clash overlap (Å)
1:A:1351:GLU:O	1:A:1355:VAL:HG23	2.05	0.56
2:B:100:PRO:HG3	2:B:172:ILE:HD12	1.86	0.56
2:B:1135:ARG:O	2:B:1139:ILE:HG13	2.05	0.56
3:C:76:ASP:C	3:C:129:ILE:HD11	2.26	0.56
5:E:153:HIS:HB3	5:E:196:VAL:HG21	1.86	0.56
1:A:12:ARG:HB2	2:B:1218:THR:HG22	1.86	0.56
1:A:134:ARG:HD2	1:A:221:SER:O	2.05	0.56
1:A:148:CYS:HB3	1:A:168:GLY:HA2	1.87	0.56
1:A:490:HIS:ND1	2:B:1150:ARG:NH1	2.53	0.56
1:A:640:GLN:CD	1:A:640:GLN:N	2.57	0.56
1:A:903:ASN:HB3	1:A:906:HIS:HB2	1.87	0.56
1:A:1116:LEU:N	1:A:1308:THR:HG22	2.20	0.56
2:B:31:TRP:CE3	2:B:34:ILE:HD12	2.40	0.56
2:B:230:ALA:CB	2:B:231:PRO:HD3	2.33	0.56
2:B:510:LYS:CG	2:B:511:PRO:HD3	2.24	0.56
2:B:792:MET:HA	2:B:856:PHE:O	2.05	0.56
2:B:1110:PRO:O	2:B:1119:VAL:HG13	2.05	0.56
2:B:1157:ALA:O	2:B:1158:PHE:CB	2.52	0.56
5:E:155:ARG:O	5:E:156:LEU:HD23	2.05	0.56
8:H:30:SER:CB	8:H:36:CYS:HB3	2.35	0.56
1:A:49:LYS:HZ1	1:A:61:ILE:HG13	1.70	0.56
1:A:92:HIS:HE1	1:A:1410:PHE:HE2	1.51	0.56
1:A:185:TRP:CZ3	1:A:200:ARG:HB3	2.41	0.56
1:A:549:MET:CE	1:A:656:TRP:HD1	2.18	0.56
1:A:810:PRO:HD3	2:B:730:ARG:HH21	1.70	0.56
2:B:486:TYR:HD1	2:B:1096:ARG:NH2	2.03	0.56
3:C:35:ARG:NH1	11:K:41:THR:HB	2.20	0.56
4:D:24:ALA:HB3	4:D:26:THR:HG23	1.88	0.56
5:E:99:HIS:CE1	5:E:103:LYS:HG3	2.41	0.56
6:F:97:ARG:NH2	6:F:108:PHE:HE1	2.03	0.56
7:G:111:THR:HG22	7:G:114:LEU:CD2	2.34	0.56
1:A:81:PHE:CD2	1:A:243:PRO:HD3	2.41	0.56
1:A:108:MET:O	1:A:109:HIS:HB3	2.04	0.56
1:A:363:GLN:HA	1:A:459:ARG:O	2.05	0.56
1:A:850:VAL:HG12	1:A:1060:PRO:HA	1.87	0.56
1:A:1260:LEU:HA	1:A:1263:ILE:HD12	1.86	0.56
2:B:65:GLU:HG3	2:B:66:ASP:H	1.71	0.56
2:B:792:MET:HG3	2:B:855:PHE:HE1	1.70	0.56
2:B:900:ALA:HB1	12:L:61:THR:OG1	2.05	0.56
6:F:130:ILE:HG22	6:F:132:LEU:HG	1.88	0.56
1:A:11:LEU:HG	1:A:12:ARG:N	2.21	0.56

*Continued on next page...*

*Continued from previous page...*

Atom-1	Atom-2	Interatomic distance (Å)	Clash overlap (Å)
1:A:361:LEU:HA	1:A:471:ASN:ND2	2.11	0.56
1:A:399:HIS:ND1	1:A:399:HIS:C	2.58	0.56
1:A:1362:TYR:HD1	1:A:1363:VAL:N	2.04	0.56
2:B:798:TYR:CD1	10:J:4:PRO:HB3	2.41	0.56
2:B:1065:GLN:HB2	2:B:1069:PHE:O	2.06	0.56
6:F:97:ARG:NH2	6:F:108:PHE:CE1	2.74	0.56
1:A:528:LEU:O	1:A:531:ILE:HG22	2.06	0.56
1:A:547:LEU:HD13	11:K:58:PHE:CD1	2.41	0.56
1:A:617:VAL:HG12	1:A:622:VAL:CG1	2.35	0.56
1:A:868:TYR:HE2	1:A:1366:ARG:HE	1.53	0.56
1:A:1011:GLN:HE22	1:A:1015:VAL:HG21	1.69	0.56
1:A:1152:ILE:CD1	9:I:44:TYR:HD2	2.18	0.56
1:A:1210:GLY:O	1:A:1214:GLU:HG2	2.05	0.56
2:B:515:HIS:CD2	2:B:516:ASN:H	2.24	0.56
2:B:1131:GLY:O	2:B:1132:GLU:C	2.44	0.56
3:C:31:ASN:O	3:C:35:ARG:HG3	2.05	0.56
3:C:32:SER:O	3:C:36:VAL:HG23	2.05	0.56
4:D:123:LEU:HB3	4:D:124:GLU:OE2	2.06	0.56
4:D:151:PHE:CD1	4:D:151:PHE:N	2.74	0.56
8:H:11:GLN:HA	8:H:53:ASP:O	2.06	0.56
1:A:565:ILE:HG23	1:A:567:LYS:HG2	1.86	0.56
1:A:1110:ASN:H	1:A:1110:ASN:ND2	2.04	0.56
3:C:148:ARG:N	3:C:151:GLN:HG3	2.19	0.56
6:F:100:GLN:NE2	7:G:18:PHE:CE2	2.73	0.56
7:G:51:TYR:O	7:G:54:ILE:HG13	2.05	0.56
1:A:664:THR:HG22	2:B:1014:PRO:HB3	1.87	0.56
2:B:120:ARG:HH12	12:L:54:ARG:HH11	1.54	0.56
2:B:220:GLY:HA2	2:B:241:ARG:NH1	2.21	0.56
2:B:334:ILE:HG22	2:B:334:ILE:O	2.05	0.56
3:C:101:LEU:HB3	3:C:155:LEU:HB2	1.86	0.56
4:D:35:LEU:H	4:D:35:LEU:CD1	2.18	0.56
5:E:90:VAL:O	5:E:90:VAL:HG22	2.06	0.56
6:F:139:PRO:O	6:F:140:ASP:C	2.44	0.56
1:A:1394:THR:HG21	1:A:1398:MET:SD	2.46	0.56
1:A:1396:ALA:HA	1:A:1399:ARG:NH2	2.21	0.56
2:B:222:ILE:HD11	2:B:627:PHE:CZ	2.40	0.56
6:F:111:LEU:C	6:F:113:GLY:N	2.59	0.56
7:G:13:LEU:CD2	7:G:17:PHE:HD2	2.12	0.56
1:A:541:ILE:HG22	1:A:542:GLU:N	2.21	0.55
1:A:1324:PRO:HB2	5:E:142:VAL:HG11	1.88	0.55
2:B:362:PRO:HB3	2:B:366:GLN:OE1	2.06	0.55

*Continued on next page...*

*Continued from previous page...*

Atom-1	Atom-2	Interatomic distance (Å)	Clash overlap (Å)
2:B:485:ARG:HH12	2:B:782:LEU:HD21	1.71	0.55
2:B:542:MET:HG2	2:B:747:MET:HB3	1.88	0.55
2:B:828:ALA:HB2	2:B:1085:ILE:HG12	1.88	0.55
3:C:114:TYR:CD2	3:C:140:ASN:HB3	2.41	0.55
5:E:148:GLU:HG2	5:E:149:LEU:HD23	1.87	0.55
2:B:679:TYR:CE1	2:B:683:SER:HB2	2.41	0.55
3:C:43:THR:HG22	3:C:74:SER:OG	2.06	0.55
4:D:208:GLU:O	4:D:212:LYS:HG3	2.06	0.55
8:H:82:PRO:O	8:H:84:ALA:N	2.40	0.55
1:A:145:LYS:HE3	1:A:146:MET:H	1.71	0.55
1:A:172:PRO:HB3	1:A:185:TRP:CD2	2.40	0.55
1:A:718:VAL:O	1:A:721:PHE:HB2	2.06	0.55
1:A:873:MET:C	1:A:1058:VAL:HG23	2.26	0.55
1:A:1191:TRP:HZ3	9:I:43:VAL:HG21	1.72	0.55
2:B:998:ASP:OD1	3:C:35:ARG:NH2	2.40	0.55
3:C:123:ASN:OD1	3:C:125:MET:HG2	2.07	0.55
5:E:63:ASN:HB3	5:E:64:PRO:HD2	1.88	0.55
8:H:130:ARG:HB3	8:H:134:ASN:H	1.72	0.55
1:A:1011:GLN:HG3	1:A:1012:ARG:N	2.20	0.55
2:B:522:VAL:HG13	2:B:537:LYS:HB3	1.88	0.55
2:B:805:THR:HG22	2:B:806:THR:O	2.06	0.55
3:C:113:VAL:O	3:C:143:LEU:HD13	2.07	0.55
4:D:134:THR:HG21	4:D:138:ASN:HB2	1.88	0.55
5:E:114:ASN:O	5:E:115:ASN:HB3	2.06	0.55
5:E:122:LYS:C	5:E:123:LEU:HG	2.25	0.55
7:G:160:ILE:HG22	7:G:161:GLY:N	2.21	0.55
11:K:32:VAL:HA	11:K:73:LEU:O	2.06	0.55
1:A:16:GLU:HA	1:A:1419:ASP:O	2.06	0.55
1:A:335:ARG:HD3	1:A:339:ASN:ND2	2.19	0.55
1:A:548:ASN:HD21	11:K:47:ARG:HH21	1.53	0.55
1:A:1291:VAL:HG13	1:A:1292:PRO:CD	2.36	0.55
2:B:120:ARG:NH1	12:L:54:ARG:HH11	2.02	0.55
2:B:530:GLY:C	2:B:531:GLN:HG2	2.25	0.55
1:A:308:ILE:HG22	1:A:309:ALA:H	1.71	0.55
1:A:353:ILE:HG23	1:A:485:ASP:O	2.07	0.55
1:A:481:ASP:HB2	1:A:483:ASP:OD2	2.07	0.55
1:A:666:ILE:HD11	2:B:1067:ARG:O	2.06	0.55
1:A:670:ILE:CG2	1:A:805:LEU:HD21	2.37	0.55
1:A:679:ILE:O	1:A:683:ILE:HG13	2.06	0.55
2:B:416:LEU:O	2:B:420:LEU:HB2	2.07	0.55
2:B:459:TYR:C	2:B:459:TYR:CD2	2.80	0.55

*Continued on next page...*

*Continued from previous page...*

Atom-1	Atom-2	Interatomic distance (Å)	Clash overlap (Å)
2:B:467:GLY:H	2:B:475:SER:CB	2.19	0.55
2:B:785:TYR:CE2	10:J:60:PHE:CE1	2.95	0.55
2:B:876:LYS:NZ	2:B:891:ASP:HA	2.22	0.55
4:D:39:ASN:HD22	4:D:41:GLN:H	1.53	0.55
11:K:37:LYS:O	11:K:38:GLU:HG2	2.05	0.55
11:K:68:PHE:N	11:K:68:PHE:CD2	2.71	0.55
1:A:711:ARG:O	1:A:714:PHE:HB3	2.06	0.55
1:A:840:ARG:HG2	1:A:1402:PHE:HZ	1.72	0.55
2:B:806:THR:HB	2:B:809:MET:HG3	1.87	0.55
2:B:842:ASN:HD21	2:B:844:SER:CB	2.19	0.55
4:D:138:ASN:HD21	7:G:35:GLU:HB3	1.70	0.55
5:E:143:ASN:ND2	5:E:146:HIS:ND1	2.55	0.55
1:A:95:PHE:CE2	1:A:1410:PHE:HD2	2.25	0.55
1:A:853:ASP:OD1	1:A:855:THR:CG2	2.53	0.55
2:B:1174:LYS:HB2	2:B:1179:GLN:H	1.72	0.55
1:A:556:TRP:O	1:A:558:GLY:N	2.40	0.55
1:A:666:ILE:HG23	2:B:1026:LEU:CB	2.34	0.55
1:A:1004:ASN:O	1:A:1008:GLN:HG2	2.06	0.55
1:A:1095:THR:HG21	1:A:1112:LYS:HB2	1.89	0.55
1:A:1105:LEU:O	1:A:1384:VAL:HG23	2.07	0.55
1:A:1287:TYR:O	1:A:1302:PRO:HA	2.07	0.55
2:B:185:THR:O	2:B:189:LEU:HG	2.07	0.55
2:B:230:ALA:HB3	2:B:231:PRO:CD	2.32	0.55
2:B:251:ILE:O	2:B:251:ILE:HG22	2.07	0.55
2:B:999:MET:HA	2:B:999:MET:CE	2.35	0.55
2:B:1012:ILE:O	2:B:1014:PRO:HD3	2.07	0.55
3:C:82:TYR:HB2	3:C:85:ASP:OD2	2.06	0.55
7:G:126:ASN:HD22	7:G:126:ASN:C	2.10	0.55
1:A:224:PHE:HD2	1:A:231:PRO:CD	2.19	0.55
1:A:909:ASP:O	1:A:911:SER:N	2.40	0.55
4:D:25:ALA:HB3	4:D:196:PRO:HG2	1.88	0.55
1:A:474:VAL:C	1:A:477:PRO:HD2	2.27	0.54
1:A:866:PHE:C	1:A:867:ILE:HD12	2.27	0.54
2:B:57:TYR:CD1	2:B:57:TYR:N	2.72	0.54
2:B:179:CYS:SG	2:B:181:LEU:HD12	2.47	0.54
2:B:754:SER:HB2	2:B:812:LEU:HD11	1.89	0.54
2:B:1137:CYS:O	2:B:1140:ALA:HB3	2.07	0.54
8:H:130:ARG:H	8:H:130:ARG:NH1	1.96	0.54
10:J:17:LYS:HB3	10:J:39:LEU:CD2	2.38	0.54
1:A:310:GLY:C	1:A:312:PRO:HD2	2.26	0.54
1:A:441:PRO:HD2	1:A:498:ARG:CZ	2.37	0.54

*Continued on next page...*

*Continued from previous page...*

Atom-1	Atom-2	Interatomic distance (Å)	Clash overlap (Å)
1:A:541:ILE:HD12	1:A:577:ILE:HD11	1.87	0.54
1:A:1050:GLU:O	1:A:1053:PHE:HB3	2.07	0.54
1:A:1400:CYS:SG	1:A:1409:LEU:HD21	2.47	0.54
2:B:859:TYR:CD1	2:B:859:TYR:N	2.71	0.54
3:C:88:CYS:SG	3:C:91:HIS:CA	2.93	0.54
4:D:39:ASN:CG	4:D:40:HIS:N	2.60	0.54
4:D:118:THR:HG21	4:D:121:LYS:HD2	1.88	0.54
11:K:51:LEU:CD1	11:K:59:ALA:HB3	2.37	0.54
11:K:113:THR:CG2	11:K:114:LEU:H	2.20	0.54
1:A:364:VAL:O	1:A:366:VAL:HG23	2.07	0.54
1:A:636:GLU:CD	1:A:966:ASN:HD21	2.10	0.54
1:A:986:ILE:HG22	1:A:987:VAL:N	2.22	0.54
1:A:1224:LEU:N	1:A:1243:VAL:HG13	2.22	0.54
1:A:1344:GLY:O	1:A:1345:ARG:C	2.46	0.54
2:B:856:PHE:CD1	2:B:856:PHE:N	2.74	0.54
2:B:955:THR:HG22	2:B:956:THR:O	2.07	0.54
5:E:177:ARG:HH11	5:E:215:MET:CE	2.20	0.54
5:E:178:ILE:HG22	5:E:213:ILE:O	2.07	0.54
8:H:102:TYR:N	8:H:102:TYR:CD2	2.69	0.54
10:J:30:LEU:HD22	10:J:34:THR:HG21	1.89	0.54
10:J:48:ARG:HH11	10:J:48:ARG:CG	2.20	0.54
11:K:7:PHE:C	11:K:9:LEU:H	2.11	0.54
1:A:374:LEU:O	1:A:436:ILE:HG12	2.07	0.54
1:A:665:GLY:O	1:A:667:GLY:N	2.40	0.54
1:A:830:LYS:HG3	1:A:1098:VAL:HG11	1.89	0.54
1:A:982:THR:O	1:A:985:ASP:HB2	2.07	0.54
1:A:1313:LEU:O	1:A:1315:GLU:N	2.41	0.54
1:A:1390:ASN:HD21	1:A:1402:PHE:HB3	1.72	0.54
2:B:827:ILE:O	2:B:1085:ILE:HG23	2.07	0.54
2:B:955:THR:HG23	12:L:54:ARG:O	2.08	0.54
2:B:1152:MET:O	2:B:1157:ALA:HB2	2.07	0.54
2:B:1168:LEU:HB2	2:B:1170:THR:OG1	2.07	0.54
4:D:56:ARG:HD2	4:D:122:GLU:OE1	2.08	0.54
5:E:13:TRP:CZ3	5:E:39:LEU:HB2	2.42	0.54
12:L:66:GLN:C	12:L:67:PHE:HD1	2.10	0.54
1:A:164:ARG:HG2	1:A:165:GLY:N	2.23	0.54
1:A:707:GLY:HA2	1:A:1281:ARG:HD3	1.90	0.54
2:B:515:HIS:H	2:B:518:HIS:CD2	2.25	0.54
2:B:516:ASN:H	2:B:516:ASN:HD22	1.55	0.54
2:B:936:ASP:CG	2:B:937:ALA:N	2.61	0.54
1:A:102:VAL:CG1	1:A:211:PHE:HE1	2.20	0.54

*Continued on next page...*

*Continued from previous page...*

Atom-1	Atom-2	Interatomic distance (Å)	Clash overlap (Å)
1:A:135:PHE:HD1	1:A:222:LEU:HD22	1.71	0.54
1:A:741:ASN:O	1:A:745:GLN:HG3	2.08	0.54
1:A:1315:GLU:C	1:A:1317:MET:H	2.09	0.54
2:B:210:LYS:CD	2:B:482:VAL:HG13	2.28	0.54
2:B:521:LEU:HD22	2:B:633:VAL:CG1	2.35	0.54
2:B:541:LEU:HB2	2:B:747:MET:CE	2.38	0.54
2:B:911:ILE:HG21	2:B:966:VAL:HG11	1.89	0.54
8:H:89:LEU:O	8:H:89:LEU:HD12	2.07	0.54
9:I:13:MET:HG2	9:I:14:LEU:N	2.23	0.54
12:L:55:ILE:O	12:L:56:LEU:HB2	2.08	0.54
1:A:526:ASP:HB2	2:B:835:GLN:CD	2.27	0.54
1:A:826:ASP:HB2	1:A:830:LYS:HD3	1.90	0.54
2:B:581:PHE:O	2:B:582:VAL:HG23	2.08	0.54
3:C:167:HIS:O	3:C:168:ALA:C	2.45	0.54
4:D:192:LYS:HD2	4:D:199:ASN:H	1.72	0.54
7:G:79:PHE:CD2	7:G:105:PRO:HD2	2.42	0.54
1:A:16:GLU:OE1	4:D:13:ARG:NH2	2.41	0.54
1:A:1100:ARG:HH12	1:A:1111:MET:HE2	1.73	0.54
1:A:1427:ASN:O	1:A:1430:LEU:N	2.40	0.54
8:H:128:ASN:C	8:H:128:ASN:HD22	2.11	0.54
1:A:224:PHE:CD2	1:A:231:PRO:HD3	2.42	0.54
1:A:1173:HIS:CD2	1:A:1227:ILE:HG23	2.43	0.54
2:B:126:SER:HB3	2:B:172:ILE:HD11	1.89	0.54
2:B:213:ILE:HG21	2:B:499:ASN:HB2	1.88	0.54
4:D:190:GLU:HG2	4:D:194:LEU:HD11	1.88	0.54
6:F:121:ALA:HA	6:F:124:GLU:HB2	1.90	0.54
1:A:69:THR:HG21	2:B:1174:LYS:HZ2	1.72	0.54
1:A:500:GLU:O	1:A:504:LEU:HB2	2.08	0.54
1:A:669:THR:O	1:A:762:SER:HB3	2.07	0.54
1:A:741:ASN:ND2	1:A:743:VAL:H	2.07	0.54
1:A:998:LEU:HD23	1:A:1001:ARG:HG3	1.88	0.54
2:B:291:ILE:H	2:B:291:ILE:HD12	1.72	0.54
2:B:611:PRO:O	2:B:692:TYR:HB2	2.08	0.54
2:B:662:MET:HA	2:B:665:GLU:HB2	1.88	0.54
2:B:899:ILE:HG23	2:B:903:VAL:HG21	1.89	0.54
3:C:111:THR:O	3:C:147:LEU:HD23	2.08	0.54
1:A:196:GLU:HG2	1:A:197:PRO:HD2	1.90	0.53
1:A:404:TYR:CD2	1:A:412:ARG:HD3	2.43	0.53
1:A:427:GLN:HG3	1:A:430:TRP:CE2	2.42	0.53
1:A:540:PHE:HZ	8:H:121:LEU:HD11	1.73	0.53
1:A:567:LYS:HE3	8:H:46:LEU:CD1	2.38	0.53

*Continued on next page...*



*Continued from previous page...*

Atom-1	Atom-2	Interatomic distance (Å)	Clash overlap (Å)
1:A:908:LEU:HD23	1:A:1029:ARG:NH2	2.23	0.53
1:A:1098:VAL:HB	1:A:1099:PRO:CD	2.38	0.53
1:A:1119:TYR:HA	1:A:1305:VAL:CG2	2.38	0.53
2:B:37:PHE:HE1	2:B:41:LYS:HG3	1.73	0.53
2:B:828:ALA:CB	2:B:1085:ILE:HG12	2.37	0.53
1:A:964:ILE:O	1:A:964:ILE:HG22	2.08	0.53
1:A:1349:TYR:C	1:A:1349:TYR:CD2	2.82	0.53
2:B:508:LEU:O	2:B:509:ALA:CB	2.57	0.53
2:B:917:PRO:O	2:B:918:ILE:HG13	2.07	0.53
2:B:1198:TYR:O	2:B:1201:LYS:HB3	2.09	0.53
4:D:39:ASN:ND2	4:D:41:GLN:H	2.05	0.53
4:D:167:LEU:O	4:D:169:SER:N	2.41	0.53
5:E:155:ARG:C	5:E:156:LEU:HD23	2.29	0.53
6:F:118:LEU:O	6:F:122:MET:HG3	2.07	0.53
11:K:30:ALA:HA	11:K:75:ILE:O	2.08	0.53
1:A:605:MET:SD	1:A:621:THR:HG21	2.49	0.53
1:A:640:GLN:CD	1:A:640:GLN:H	2.11	0.53
2:B:172:ILE:HG21	2:B:178:ASN:HB3	1.90	0.53
2:B:654:ARG:O	2:B:657:HIS:HB2	2.08	0.53
2:B:744:HIS:CD2	2:B:746:SER:OG	2.60	0.53
3:C:62:PHE:O	3:C:66:ARG:CG	2.57	0.53
4:D:170:THR:O	4:D:172:LEU:HG	2.08	0.53
8:H:114:VAL:HG22	8:H:125:LEU:HB3	1.91	0.53
9:I:6:PHE:HB3	9:I:12:ASN:O	2.08	0.53
1:A:236:LEU:N	1:A:236:LEU:HD23	2.23	0.53
1:A:317:LYS:O	1:A:318:SER:CB	2.55	0.53
1:A:381:THR:CG2	1:A:382:PRO:HD2	2.38	0.53
1:A:635:ARG:HA	1:A:635:ARG:HH11	1.72	0.53
2:B:284:ILE:HD13	2:B:333:PHE:CD2	2.44	0.53
2:B:323:VAL:O	2:B:324:ILE:HG13	2.08	0.53
2:B:533:CYS:C	2:B:535:LEU:H	2.12	0.53
2:B:763:GLN:O	2:B:766:ARG:HB2	2.07	0.53
7:G:30:LEU:HD23	7:G:31:LEU:HD23	1.91	0.53
8:H:142:LEU:C	8:H:143:LEU:HD12	2.29	0.53
9:I:7:CYS:SG	9:I:8:ARG:O	2.66	0.53
10:J:24:LEU:HD11	10:J:38:ARG:HG2	1.89	0.53
1:A:849:MET:HE1	1:A:1061:GLY:HA2	1.91	0.53
1:A:954:TRP:HZ3	5:E:203:GLU:HB2	1.68	0.53
2:B:522:VAL:CG1	2:B:523:CYS:N	2.70	0.53
2:B:583:ASN:OD1	2:B:628:THR:HG22	2.08	0.53
6:F:83:PRO:HA	6:F:146:TRP:CZ3	2.43	0.53

*Continued on next page...*



*Continued from previous page...*

Atom-1	Atom-2	Interatomic distance (Å)	Clash overlap (Å)
8:H:113:ALA:HA	8:H:125:LEU:O	2.08	0.53
1:A:178:GLY:C	1:A:179:LEU:HD23	2.29	0.53
1:A:453:MET:HE3	1:A:513:SER:HB2	1.90	0.53
2:B:324:ILE:HD11	2:B:329:THR:HG22	1.91	0.53
3:C:244:VAL:HG11	11:K:105:PHE:CE2	2.43	0.53
5:E:158:SER:O	5:E:162:ARG:HG3	2.07	0.53
1:A:535:THR:O	1:A:536:LEU:O	2.27	0.53
1:A:664:THR:HA	1:A:742:ASN:ND2	2.19	0.53
1:A:1016:THR:O	1:A:1019:CYS:HB2	2.09	0.53
1:A:1144:LYS:HA	1:A:1268:LEU:HD22	1.91	0.53
2:B:64:CYS:HA	2:B:67:SER:OG	2.08	0.53
2:B:825:VAL:HG11	2:B:1012:ILE:HD11	1.90	0.53
2:B:990:ILE:HG22	2:B:991:GLY:N	2.24	0.53
5:E:28:TYR:C	5:E:65:THR:HG23	2.29	0.53
1:A:23:SER:HB2	1:A:233:TRP:CE2	2.44	0.53
1:A:381:THR:O	1:A:384:ASN:OD1	2.27	0.53
2:B:124:TYR:CD2	2:B:124:TYR:O	2.61	0.53
2:B:652:LYS:O	2:B:689:LEU:HD22	2.09	0.53
2:B:941:LEU:HG	2:B:942:ARG:N	2.23	0.53
6:F:69:LEU:HB3	6:F:71:GLU:OE1	2.09	0.53
7:G:56:ILE:O	7:G:57:GLN:HB2	2.09	0.53
1:A:386:ASP:OD1	1:A:386:ASP:N	2.38	0.53
1:A:396:PRO:O	1:A:397:ASN:OD1	2.27	0.53
1:A:852:TYR:HD2	1:A:1060:PRO:CB	2.22	0.53
1:A:868:TYR:HE1	1:A:1064:VAL:CG1	2.17	0.53
1:A:1037:LEU:HD13	1:A:1041:ALA:HB1	1.90	0.53
2:B:581:PHE:HA	2:B:585:VAL:O	2.08	0.53
2:B:1096:ARG:CG	2:B:1097:HIS:H	2.22	0.53
2:B:1130:PHE:CE1	2:B:1134:GLU:HB3	2.44	0.53
4:D:56:ARG:HH21	4:D:155:ARG:HG2	1.73	0.53
6:F:87:LYS:HE2	6:F:88:TYR:HE1	1.73	0.53
6:F:133:VAL:HG21	7:G:58:ARG:HE	1.74	0.53
7:G:121:PHE:CE2	7:G:123:ALA:HB2	2.44	0.53
9:I:8:ARG:HG3	9:I:34:TYR:CE1	2.44	0.53
1:A:15:LYS:HB3	2:B:1220:ARG:NH2	2.23	0.53
1:A:315:LEU:HD22	1:A:319:GLY:O	2.08	0.53
1:A:1098:VAL:HB	1:A:1099:PRO:HD3	1.90	0.53
1:A:1313:LEU:HD23	1:A:1338:VAL:CG2	2.37	0.53
1:A:1376:THR:O	1:A:1377:THR:C	2.48	0.53
2:B:120:ARG:HH12	12:L:54:ARG:NH1	2.07	0.53
2:B:493:SER:N	2:B:751:VAL:HG11	2.24	0.53

*Continued on next page...*

*Continued from previous page...*

Atom-1	Atom-2	Interatomic distance (Å)	Clash overlap (Å)
2:B:553:PRO:O	2:B:557:PHE:HB2	2.09	0.53
2:B:1084:GLN:N	2:B:1084:GLN:HE21	2.07	0.53
5:E:78:LEU:HG	5:E:107:THR:CG2	2.39	0.53
7:G:5:LYS:HG3	7:G:6:ASP:N	2.23	0.53
1:A:970:THR:HG22	1:A:971:PHE:CD1	2.44	0.52
2:B:289:LEU:HD13	2:B:375:ALA:HB2	1.91	0.52
2:B:655:LYS:HD2	2:B:658:ILE:CG2	2.39	0.52
2:B:801:LYS:O	2:B:801:LYS:HG3	2.09	0.52
4:D:185:CYS:SG	4:D:190:GLU:HB3	2.49	0.52
7:G:55:ASP:HB3	7:G:73:LYS:CB	2.39	0.52
8:H:145:ARG:O	8:H:146:ARG:CB	2.56	0.52
11:K:40:HIS:CE1	11:K:63:VAL:HG11	2.43	0.52
12:L:30:ILE:CD1	12:L:59:ALA:HB2	2.40	0.52
1:A:1394:THR:HG22	1:A:1395:GLY:N	2.24	0.52
2:B:259:TYR:HD1	2:B:259:TYR:H	1.56	0.52
2:B:744:HIS:HD2	2:B:746:SER:OG	1.92	0.52
3:C:62:PHE:O	3:C:66:ARG:HG3	2.09	0.52
1:A:34:LYS:HB2	1:A:36:ARG:NH1	2.24	0.52
1:A:122:MET:HA	1:A:141:LEU:HD13	1.91	0.52
1:A:285:PRO:O	1:A:287:HIS:N	2.42	0.52
1:A:894:GLU:O	1:A:898:ARG:HB3	2.10	0.52
1:A:1258:HIS:O	1:A:1262:LYS:HE3	2.10	0.52
2:B:102:VAL:HG21	2:B:122:LEU:HD13	1.91	0.52
2:B:126:SER:O	2:B:169:ARG:HA	2.09	0.52
2:B:732:SER:HB3	2:B:734:HIS:CE1	2.45	0.52
2:B:878:GLN:H	2:B:934:LYS:NZ	2.07	0.52
2:B:899:ILE:HG22	2:B:900:ALA:O	2.09	0.52
2:B:1194:ILE:HD11	2:B:1196:ILE:HG21	1.90	0.52
3:C:46:ILE:HA	3:C:159:ALA:HA	1.91	0.52
3:C:115:SER:CB	3:C:142:VAL:HB	2.39	0.52
5:E:85:GLU:OE1	5:E:88:VAL:HA	2.10	0.52
1:A:129:LYS:O	1:A:130:ASP:CB	2.56	0.52
1:A:257:ARG:HG2	1:A:259:GLU:HG2	1.92	0.52
1:A:370:ILE:C	1:A:372:LYS:H	2.13	0.52
2:B:284:ILE:HD13	2:B:333:PHE:HD2	1.75	0.52
2:B:421:PHE:CE1	2:B:424:LEU:HD23	2.43	0.52
2:B:508:LEU:N	2:B:512:ARG:HH21	2.07	0.52
2:B:684:LEU:HA	2:B:689:LEU:HD12	1.92	0.52
2:B:848:ARG:NH2	2:B:996:ARG:HD2	2.15	0.52
4:D:216:ASN:C	4:D:218:GLU:H	2.13	0.52
6:F:109:VAL:CG1	6:F:110:ASP:N	2.71	0.52

*Continued on next page...*

*Continued from previous page...*

Atom-1	Atom-2	Interatomic distance (Å)	Clash overlap (Å)
8:H:84:ALA:HA	8:H:87:ARG:HD2	1.92	0.52
10:J:52:THR:HG22	10:J:52:THR:O	2.08	0.52
12:L:38:LEU:HD11	12:L:49:LYS:HE2	1.92	0.52
1:A:164:ARG:HG2	1:A:165:GLY:H	1.74	0.52
1:A:852:TYR:CD2	1:A:1060:PRO:CB	2.91	0.52
1:A:962:ARG:O	1:A:965:GLN:N	2.38	0.52
1:A:967:ALA:CA	1:A:1044:TRP:HZ3	2.22	0.52
1:A:1036:ARG:NH1	1:A:1036:ARG:CG	2.72	0.52
1:A:1037:LEU:HD12	1:A:1042:PHE:HA	1.91	0.52
4:D:59:ILE:HG23	7:G:47:CYS:SG	2.49	0.52
5:E:55:ARG:HD2	5:E:84:ASP:HA	1.92	0.52
6:F:78:GLN:O	6:F:78:GLN:HG2	2.10	0.52
7:G:27:LYS:O	7:G:31:LEU:HG	2.10	0.52
8:H:115:TYR:CE2	8:H:124:ARG:HG3	2.43	0.52
1:A:388:LEU:O	1:A:392:VAL:HG23	2.09	0.52
1:A:438:ASP:O	1:A:439:ASN:C	2.47	0.52
1:A:596:THR:O	1:A:598:LEU:N	2.42	0.52
1:A:692:ASP:C	1:A:694:THR:H	2.13	0.52
1:A:864:ILE:HG21	1:A:1370:LEU:CD2	2.39	0.52
1:A:929:LEU:H	1:A:929:LEU:CD2	2.22	0.52
1:A:1219:THR:CG2	1:A:1220:PHE:N	2.72	0.52
2:B:203:PHE:CD2	2:B:461:LEU:HD21	2.45	0.52
2:B:274:PRO:HB2	2:B:359:GLU:HB3	1.91	0.52
2:B:637:LEU:HD12	2:B:693:ILE:CD1	2.40	0.52
2:B:655:LYS:HE3	2:B:659:ALA:HB2	1.92	0.52
5:E:136:ASN:O	5:E:140:LEU:HG	2.09	0.52
6:F:117:PRO:HA	6:F:120:ILE:HB	1.90	0.52
7:G:139:ILE:HD13	7:G:140:LYS:HG3	1.92	0.52
8:H:89:LEU:C	8:H:91:ASP:H	2.13	0.52
1:A:1289:ARG:HD3	1:A:1290:LYS:O	2.10	0.52
1:A:1329:THR:HG23	1:A:1331:SER:H	1.74	0.52
2:B:427:ASP:O	2:B:430:ARG:HB2	2.10	0.52
2:B:702:LEU:O	2:B:739:THR:N	2.42	0.52
2:B:791:THR:O	2:B:792:MET:HB3	2.09	0.52
2:B:860:MET:HG2	2:B:861:ASP:N	2.24	0.52
7:G:111:THR:CG2	7:G:114:LEU:HD22	2.38	0.52
8:H:30:SER:HB3	8:H:36:CYS:HB3	1.91	0.52
1:A:28:ARG:HG3	1:A:83:HIS:ND1	2.24	0.52
1:A:567:LYS:CB	1:A:568:PRO:CD	2.74	0.52
1:A:1041:ALA:O	1:A:1045:VAL:HG23	2.09	0.52
1:A:1121:GLU:CG	1:A:1122:PRO:HD2	2.39	0.52

*Continued on next page...*

Continued from previous page...

Atom-1	Atom-2	Interatomic distance (Å)	Clash overlap (Å)
1:A:1259:MET:O	1:A:1259:MET:HE2	2.09	0.52
1:A:1365:TYR:HB2	5:E:203:GLU:OE1	2.10	0.52
1:A:1378:GLN:O	5:E:177:ARG:HD2	2.10	0.52
2:B:345:LYS:HA	2:B:348:ARG:HG2	1.91	0.52
2:B:766:ARG:NH2	2:B:1020:ARG:HB3	2.25	0.52
5:E:55:ARG:C	5:E:57:MET:N	2.61	0.52
5:E:153:HIS:ND1	5:E:153:HIS:N	2.58	0.52
1:A:645:LEU:O	1:A:649:ILE:HG13	2.09	0.52
1:A:814:PHE:HE1	2:B:519:TRP:CA	2.23	0.52
2:B:640:VAL:HG22	2:B:651:LEU:HD23	1.92	0.52
5:E:168:TYR:HB3	5:E:170:LEU:HG	1.90	0.52
1:A:130:ASP:H	1:A:134:ARG:HH21	1.58	0.52
1:A:1377:THR:HG22	5:E:176:PRO:HB3	1.92	0.52
2:B:483:LEU:HD12	2:B:484:ASN:N	2.25	0.52
2:B:582:VAL:HG22	2:B:626:ILE:CG2	2.39	0.52
3:C:166:GLU:HA	11:K:6:ARG:HB3	1.92	0.52
11:K:33:ILE:HB	11:K:35:PHE:HE1	1.76	0.52
11:K:53:ASP:C	11:K:55:LYS:H	2.11	0.52
1:A:172:PRO:HG3	1:A:185:TRP:CZ2	2.46	0.51
1:A:401:GLY:H	1:A:435:HIS:HD2	1.58	0.51
1:A:446:ARG:HB2	1:A:487:MET:HE3	1.92	0.51
1:A:693:VAL:O	1:A:693:VAL:HG12	2.10	0.51
2:B:479:VAL:O	2:B:480:SER:HB3	2.09	0.51
2:B:781:PHE:HD1	2:B:782:LEU:HG	1.75	0.51
3:C:92:CYS:SG	3:C:94:LYS:HB2	2.50	0.51
6:F:140:ASP:CG	6:F:141:GLY:H	2.13	0.51
6:F:146:TRP:HB3	6:F:151:LEU:HD11	1.92	0.51
1:A:1218:GLN:O	1:A:1221:LYS:HE3	2.10	0.51
1:A:1345:ARG:O	1:A:1348:LEU:HB3	2.10	0.51
2:B:527:THR:OG1	2:B:528:PRO:HD2	2.09	0.51
2:B:770:GLN:HB2	2:B:985:GLY:N	2.24	0.51
5:E:96:PHE:CD1	5:E:100:ILE:HD11	2.45	0.51
6:F:134:ILE:HG22	6:F:136:ARG:HG3	1.92	0.51
1:A:364:VAL:O	1:A:364:VAL:HG13	2.09	0.51
1:A:419:LYS:HG3	1:A:420:ARG:HG3	1.92	0.51
1:A:577:ILE:HA	1:A:580:VAL:CG2	2.39	0.51
1:A:913:LEU:HD12	1:A:914:GLU:H	1.73	0.51
1:A:1170:ILE:HG22	1:A:1174:PHE:CE1	2.46	0.51
2:B:54:PHE:CE2	2:B:59:LEU:HD13	2.45	0.51
2:B:287:ARG:HG2	2:B:292:ILE:HA	1.92	0.51
2:B:459:TYR:CE1	2:B:469:GLN:HB2	2.46	0.51

Continued on next page...

*Continued from previous page...*

Atom-1	Atom-2	Interatomic distance (Å)	Clash overlap (Å)
6:F:100:GLN:O	6:F:103:MET:HB2	2.10	0.51
7:G:165:GLU:HG3	7:G:168:LEU:HD12	1.90	0.51
12:L:61:THR:HG21	12:L:63:ARG:NE	2.25	0.51
1:A:492:PRO:HG3	1:A:501:LEU:CD1	2.36	0.51
1:A:1037:LEU:HD12	1:A:1042:PHE:CA	2.40	0.51
2:B:378:LEU:O	2:B:382:ILE:HG13	2.10	0.51
2:B:408:LEU:CD1	2:B:545:ILE:HG21	2.41	0.51
2:B:522:VAL:CG1	2:B:537:LYS:HB3	2.40	0.51
2:B:640:VAL:O	2:B:640:VAL:HG12	2.09	0.51
2:B:886:LYS:HE2	2:B:940:PRO:CG	2.40	0.51
1:A:18:GLN:HG2	1:A:1418:LEU:HD13	1.91	0.51
1:A:151:ASP:HA	1:A:162:VAL:O	2.11	0.51
1:A:496:GLU:O	1:A:499:ALA:HB3	2.11	0.51
1:A:1324:PRO:CB	5:E:142:VAL:HG11	2.40	0.51
2:B:203:PHE:HD2	2:B:461:LEU:HD21	1.75	0.51
2:B:408:LEU:HD13	2:B:545:ILE:HG21	1.93	0.51
3:C:186:LEU:HB3	3:C:188:HIS:CD2	2.45	0.51
7:G:122:ASN:HB2	7:G:131:GLN:HG2	1.92	0.51
1:A:87:ALA:HB3	1:A:276:LEU:HD23	1.92	0.51
1:A:340:LEU:HD21	2:B:1200:ALA:N	2.26	0.51
1:A:853:ASP:HB3	6:F:138:LEU:HD21	1.93	0.51
1:A:981:LEU:HD23	1:A:1039:LYS:HA	1.93	0.51
1:A:1008:GLN:O	1:A:1011:GLN:HB3	2.11	0.51
1:A:1348:LEU:HD23	1:A:1372:VAL:HG13	1.92	0.51
2:B:294:ASP:C	2:B:296:GLU:H	2.14	0.51
2:B:638:PHE:HE1	2:B:743:ILE:HA	1.74	0.51
11:K:12:LEU:HA	11:K:37:LYS:HG3	1.91	0.51
1:A:44:THR:O	1:A:45:GLN:HB2	2.10	0.51
1:A:68:GLN:NE2	1:A:68:GLN:O	2.43	0.51
1:A:441:PRO:O	1:A:492:PRO:HG2	2.11	0.51
1:A:1011:GLN:NE2	1:A:1015:VAL:HG21	2.25	0.51
2:B:114:PRO:O	2:B:118:ARG:HG3	2.09	0.51
2:B:514:LEU:HD12	2:B:518:HIS:HD2	1.76	0.51
2:B:800:GLN:CB	10:J:52:THR:HG22	2.38	0.51
2:B:822:ASN:HD22	2:B:822:ASN:N	2.08	0.51
3:C:77:ILE:N	3:C:129:ILE:HD11	2.25	0.51
3:C:115:SER:HB2	3:C:142:VAL:HB	1.93	0.51
4:D:18:VAL:O	4:D:19:GLU:CB	2.57	0.51
8:H:31:THR:O	8:H:31:THR:HG22	2.10	0.51
12:L:44:ASP:O	12:L:45:ALA:HB3	2.10	0.51
1:A:332:LYS:C	1:A:334:GLY:H	2.15	0.51

*Continued on next page...*

*Continued from previous page...*

Atom-1	Atom-2	Interatomic distance (Å)	Clash overlap (Å)
1:A:338:GLY:HA2	2:B:1129:ARG:HH22	1.75	0.51
1:A:370:ILE:C	1:A:372:LYS:N	2.64	0.51
1:A:855:THR:HA	1:A:866:PHE:O	2.11	0.51
2:B:575:PRO:HG2	2:B:576:ASP:H	1.76	0.51
2:B:759:PRO:C	2:B:761:HIS:H	2.13	0.51
2:B:795:ILE:HD12	2:B:795:ILE:N	2.26	0.51
2:B:1022:THR:HG23	2:B:1022:THR:O	2.10	0.51
3:C:53:THR:HG21	3:C:152:GLU:HB3	1.92	0.51
3:C:57:VAL:HG23	3:C:58:LEU:N	2.26	0.51
7:G:111:THR:HG22	7:G:114:LEU:CD1	2.39	0.51
8:H:63:LEU:CB	8:H:90:ALA:HB3	2.41	0.51
8:H:95:TYR:HE2	8:H:97:MET:SD	2.34	0.51
12:L:34:CYS:O	12:L:35:SER:C	2.48	0.51
1:A:518:LYS:CB	1:A:519:PRO:HD2	2.40	0.51
1:A:586:ILE:HD11	1:A:633:VAL:HG22	1.93	0.51
1:A:666:ILE:HD12	1:A:667:GLY:N	2.24	0.51
1:A:852:TYR:CE1	6:F:136:ARG:HG2	2.45	0.51
1:A:866:PHE:O	1:A:867:ILE:HD12	2.09	0.51
1:A:1220:PHE:O	1:A:1221:LYS:HB2	2.11	0.51
1:A:1424:VAL:HG11	2:B:1139:ILE:HD13	1.92	0.51
1:A:1437:GLY:O	1:A:1441:PHE:CE2	2.64	0.51
2:B:32:ALA:HB3	2:B:658:ILE:HD11	1.92	0.51
2:B:698:GLU:HA	2:B:701:ILE:HG12	1.93	0.51
2:B:744:HIS:CG	2:B:745:PRO:HD2	2.45	0.51
2:B:1116:ARG:HG3	2:B:1198:TYR:CG	2.45	0.51
2:B:1212:ILE:O	2:B:1212:ILE:HG22	2.11	0.51
3:C:49:VAL:O	12:L:66:GLN:HA	2.10	0.51
3:C:184:ASN:ND2	3:C:189:THR:H	2.04	0.51
4:D:4:SER:O	4:D:5:THR:HB	2.11	0.51
8:H:59:ILE:O	8:H:60:ALA:CB	2.59	0.51
1:A:563:PRO:HB3	1:A:572:TRP:CE2	2.46	0.51
1:A:868:TYR:CE1	1:A:1064:VAL:HG22	2.45	0.51
1:A:1384:VAL:HA	1:A:1389:PHE:CE2	2.46	0.51
2:B:957:ASN:ND2	2:B:961:LEU:HB2	2.21	0.51
4:D:50:LEU:HD23	4:D:50:LEU:H	1.75	0.51
4:D:160:VAL:HG12	4:D:161:GLY:N	2.26	0.51
6:F:84:TYR:CA	6:F:152:ILE:HD12	2.41	0.51
8:H:59:ILE:HG22	8:H:60:ALA:H	1.75	0.51
10:J:8:PHE:CE2	10:J:49:MET:SD	3.04	0.51
11:K:68:PHE:N	11:K:68:PHE:HD2	2.08	0.51
1:A:331:GLY:O	1:A:332:LYS:O	2.29	0.50

*Continued on next page...*

Continued from previous page...

Atom-1	Atom-2	Interatomic distance (Å)	Clash overlap (Å)
1:A:353:ILE:HD12	1:A:470:LEU:HD21	1.92	0.50
1:A:490:HIS:CD2	1:A:490:HIS:N	2.79	0.50
1:A:993:LEU:HB2	1:A:1046:LEU:HD22	1.92	0.50
1:A:1130:GLN:O	1:A:1134:ILE:HG13	2.11	0.50
1:A:1293:SER:OG	1:A:1294:PRO:HD2	2.11	0.50
2:B:37:PHE:CE1	2:B:41:LYS:HG3	2.45	0.50
2:B:345:LYS:HE3	2:B:349:ILE:HD11	1.93	0.50
3:C:18:VAL:HG12	3:C:18:VAL:O	2.10	0.50
6:F:147:SER:OG	6:F:150:GLU:HG3	2.12	0.50
11:K:56:VAL:O	11:K:56:VAL:HG12	2.11	0.50
11:K:75:ILE:HD13	11:K:75:ILE:N	2.26	0.50
12:L:38:LEU:HD12	12:L:39:SER:N	2.26	0.50
1:A:332:LYS:H	1:A:337:ARG:CB	2.23	0.50
1:A:532:ARG:CD	1:A:749:ALA:HB2	2.41	0.50
2:B:240:ILE:HD12	2:B:241:ARG:N	2.25	0.50
2:B:390:LEU:O	2:B:391:ASP:C	2.49	0.50
2:B:785:TYR:HE2	10:J:60:PHE:CZ	2.29	0.50
2:B:1058:LEU:HD23	2:B:1061:GLU:OE2	2.10	0.50
3:C:66:ARG:NH2	10:J:3:VAL:O	2.45	0.50
6:F:101:ILE:HD11	6:F:107:VAL:HG13	1.92	0.50
11:K:68:PHE:O	11:K:70:ARG:HG2	2.11	0.50
11:K:83:PRO:O	11:K:84:LYS:C	2.49	0.50
1:A:184:SER:HB3	1:A:199:LEU:HD23	1.92	0.50
1:A:427:GLN:HG3	1:A:430:TRP:CZ2	2.45	0.50
1:A:881:GLN:HE22	1:A:959:ASN:HA	1.75	0.50
2:B:91:SER:OG	2:B:133:LYS:HB2	2.12	0.50
2:B:221:ASN:OD1	2:B:242:SER:HA	2.10	0.50
2:B:1037:LEU:H	2:B:1037:LEU:HD12	1.77	0.50
8:H:63:LEU:CG	8:H:90:ALA:HB3	2.41	0.50
1:A:63:ARG:HG3	1:A:74:MET:HE1	1.93	0.50
1:A:849:MET:CE	1:A:1061:GLY:HA2	2.42	0.50
1:A:1349:TYR:C	1:A:1349:TYR:HD2	2.14	0.50
2:B:60:GLN:NE2	2:B:95:ILE:HB	2.25	0.50
2:B:831:SER:HG	2:B:833:TYR:HD1	1.59	0.50
3:C:37:MET:HE3	3:C:176:ILE:HD13	1.94	0.50
3:C:76:ASP:O	3:C:79:GLN:HG2	2.11	0.50
3:C:261:ALA:HA	3:C:264:GLN:OE1	2.12	0.50
4:D:47:LEU:HD13	4:D:48:ILE:N	2.26	0.50
5:E:89:GLY:C	5:E:91:LYS:H	2.13	0.50
5:E:164:LEU:HD22	5:E:211:TYR:CD2	2.45	0.50
1:A:442:VAL:O	1:A:457:ALA:HA	2.10	0.50

Continued on next page...



*Continued from previous page...*

Atom-1	Atom-2	Interatomic distance (Å)	Clash overlap (Å)
1:A:593:GLU:C	1:A:595:THR:H	2.15	0.50
1:A:966:ASN:O	1:A:970:THR:CB	2.60	0.50
1:A:1329:THR:O	1:A:1329:THR:HG22	2.10	0.50
2:B:323:VAL:O	2:B:323:VAL:HG12	2.10	0.50
2:B:796:LEU:HD21	2:B:821:GLN:HG3	1.92	0.50
2:B:912:ILE:HD11	2:B:966:VAL:HG23	1.92	0.50
2:B:971:THR:OG1	3:C:61:GLU:HG3	2.12	0.50
4:D:35:LEU:HD11	4:D:173:HIS:CD2	2.46	0.50
4:D:156:ASP:C	4:D:158:GLU:H	2.14	0.50
7:G:81:PRO:O	7:G:82:PHE:CD2	2.65	0.50
8:H:58:THR:HG22	8:H:59:ILE:N	2.26	0.50
8:H:118:PHE:HD1	8:H:121:LEU:O	1.95	0.50
11:K:22:ASP:C	11:K:31:VAL:HG13	2.31	0.50
1:A:302:THR:HA	1:A:305:ASP:O	2.12	0.50
1:A:353:ILE:HG21	1:A:487:MET:CG	2.40	0.50
1:A:354:SER:HA	1:A:482:PHE:CE2	2.47	0.50
1:A:464:PRO:O	1:A:465:TYR:O	2.30	0.50
1:A:573:SER:OG	1:A:576:GLN:HB2	2.11	0.50
1:A:633:VAL:O	1:A:634:THR:C	2.48	0.50
1:A:858:ASN:ND2	1:A:861:GLY:H	2.09	0.50
1:A:1120:LEU:O	1:A:1323:ASP:HB2	2.12	0.50
2:B:628:THR:HG23	2:B:628:THR:O	2.10	0.50
2:B:637:LEU:HB3	2:B:740:HIS:HB3	1.93	0.50
2:B:780:VAL:HG21	10:J:56:LEU:HD11	1.94	0.50
2:B:1077:THR:OG1	2:B:1079:LYS:HB3	2.11	0.50
2:B:1183:LYS:HD2	2:B:1183:LYS:O	2.11	0.50
4:D:128:VAL:O	4:D:131:GLU:HB3	2.12	0.50
5:E:80:VAL:HG12	5:E:82:PHE:HE1	1.77	0.50
7:G:106:MET:HG2	7:G:107:LYS:N	2.25	0.50
1:A:82:GLY:C	1:A:241:VAL:HB	2.32	0.50
1:A:185:TRP:HE3	1:A:185:TRP:H	1.58	0.50
1:A:973:ILE:HG21	1:A:1036:ARG:O	2.12	0.50
1:A:1329:THR:H	1:A:1335:ILE:HD11	1.77	0.50
2:B:213:ILE:HD11	2:B:481:GLN:CD	2.32	0.50
2:B:370:PHE:HD2	2:B:373:ARG:HD2	1.77	0.50
2:B:429:PHE:CD2	2:B:433:GLN:NE2	2.79	0.50
2:B:429:PHE:HD2	2:B:433:GLN:NE2	2.10	0.50
2:B:1107:ALA:O	2:B:1108:ARG:HB2	2.11	0.50
4:D:13:ARG:C	4:D:15:LEU:H	2.15	0.50
5:E:117:THR:HG22	5:E:119:SER:H	1.76	0.50
12:L:27:LEU:HD13	12:L:37:LYS:HG2	1.92	0.50

*Continued on next page...*



*Continued from previous page...*

Atom-1	Atom-2	Interatomic distance (Å)	Clash overlap (Å)
1:A:129:LYS:O	1:A:130:ASP:HB2	2.12	0.50
1:A:379:VAL:HG12	1:A:380:VAL:H	1.76	0.50
1:A:1011:GLN:NE2	1:A:1015:VAL:CG2	2.75	0.50
1:A:1323:ASP:OD2	1:A:1325:THR:HG22	2.12	0.50
2:B:60:GLN:HE22	2:B:95:ILE:HB	1.76	0.50
2:B:844:SER:O	2:B:847:ASP:HB2	2.12	0.50
4:D:220:LEU:HD23	4:D:221:TYR:N	2.23	0.50
5:E:23:VAL:O	5:E:28:TYR:HB2	2.11	0.50
7:G:1:MET:HE3	7:G:80:LYS:O	2.11	0.50
7:G:53:ASN:HD22	7:G:53:ASN:N	2.10	0.50
8:H:106:GLU:HG2	8:H:112:ILE:HD11	1.92	0.50
8:H:139:ASN:O	8:H:140:ALA:CB	2.59	0.50
1:A:79:GLY:HA3	1:A:243:PRO:CB	2.37	0.50
1:A:476:SER:N	1:A:477:PRO:CD	2.75	0.50
1:A:947:PHE:N	1:A:947:PHE:CD2	2.80	0.50
1:A:1198:ASP:HB3	1:A:1201:ALA:CB	2.41	0.50
1:A:1445:ILE:HD11	7:G:70:PHE:CE2	2.47	0.50
2:B:1160:VAL:CG1	2:B:1161:HIS:H	2.25	0.50
3:C:127:ARG:O	3:C:129:ILE:N	2.45	0.50
4:D:125:SER:O	4:D:128:VAL:HB	2.12	0.50
11:K:35:PHE:N	11:K:35:PHE:CD1	2.78	0.50
1:A:24:PRO:O	1:A:28:ARG:HB2	2.12	0.49
1:A:40:THR:CG2	1:A:54:ASN:HD21	2.24	0.49
1:A:100:LYS:HE2	1:A:104:GLU:OE2	2.12	0.49
1:A:903:ASN:HD22	1:A:905:ASP:N	1.87	0.49
1:A:1103:GLU:C	1:A:1108:ALA:HB2	2.32	0.49
1:A:1331:SER:OG	1:A:1333:ILE:HG22	2.12	0.49
2:B:1096:ARG:HB2	2:B:1096:ARG:NH1	2.27	0.49
3:C:70:ILE:O	3:C:72:LEU:CD1	2.56	0.49
3:C:77:ILE:HA	3:C:129:ILE:HD11	1.93	0.49
3:C:93:ASP:OD2	3:C:122:SER:HB2	2.11	0.49
7:G:9:LEU:HG	7:G:11:ILE:CG1	2.41	0.49
7:G:159:ALA:C	7:G:160:ILE:HD12	2.32	0.49
1:A:490:HIS:HE1	2:B:1130:PHE:HB2	1.77	0.49
1:A:1198:ASP:HB3	1:A:1201:ALA:HB3	1.94	0.49
2:B:58:THR:O	2:B:62:ILE:HG13	2.12	0.49
2:B:1065:GLN:HE21	2:B:1067:ARG:H	1.58	0.49
4:D:40:HIS:CD2	7:G:73:LYS:HE3	2.47	0.49
5:E:100:ILE:HG23	5:E:105:PHE:HD1	1.74	0.49
5:E:106:GLN:HA	5:E:130:ALA:HB2	1.95	0.49
5:E:182:ASP:OD1	5:E:183:PRO:HD2	2.12	0.49

*Continued on next page...*

*Continued from previous page...*

Atom-1	Atom-2	Interatomic distance (Å)	Clash overlap (Å)
1:A:9:ALA:HB3	2:B:1193:GLN:HB2	1.93	0.49
1:A:58:LEU:HD13	1:A:243:PRO:HA	1.94	0.49
1:A:91:PHE:N	1:A:297:GLN:HE22	2.09	0.49
1:A:374:LEU:HD11	2:B:1105:ALA:HB1	1.94	0.49
1:A:525:GLN:O	1:A:526:ASP:C	2.50	0.49
1:A:1322:ILE:HG13	1:A:1323:ASP:N	2.26	0.49
2:B:545:ILE:HG22	2:B:546:SER:O	2.12	0.49
4:D:6:SER:HB3	7:G:8:SER:OG	2.11	0.49
4:D:155:ARG:NH2	4:D:221:TYR:CD1	2.81	0.49
5:E:3:GLN:HE21	5:E:52:ARG:HH12	1.58	0.49
10:J:57:ILE:CG2	10:J:58:GLU:N	2.75	0.49
1:A:253:ASN:HB3	2:B:935:ARG:NH1	2.28	0.49
1:A:370:ILE:HG22	1:A:374:LEU:HD13	1.92	0.49
1:A:1030:ARG:HD3	1:A:1035:TYR:OH	2.13	0.49
1:A:1197:LEU:HD12	1:A:1209:MET:SD	2.52	0.49
2:B:168:GLY:HA2	2:B:454:THR:OG1	2.12	0.49
2:B:269:ILE:HG21	2:B:282:ILE:HD13	1.95	0.49
2:B:780:VAL:HB	2:B:817:LEU:HD22	1.93	0.49
2:B:1016:ALA:HB1	2:B:1020:ARG:HE	1.76	0.49
3:C:165:LYS:O	11:K:6:ARG:HD2	2.13	0.49
6:F:139:PRO:O	6:F:141:GLY:N	2.45	0.49
7:G:8:SER:HA	7:G:72:VAL:O	2.12	0.49
11:K:57:LEU:H	11:K:77:THR:HA	1.77	0.49
12:L:38:LEU:O	12:L:39:SER:HB2	2.12	0.49
1:A:670:ILE:HD13	1:A:670:ILE:H	1.78	0.49
1:A:868:TYR:CE1	1:A:1064:VAL:CG1	2.92	0.49
2:B:222:ILE:HD11	2:B:627:PHE:HZ	1.77	0.49
2:B:458:LYS:O	2:B:459:TYR:C	2.51	0.49
2:B:822:ASN:ND2	10:J:52:THR:HG21	2.27	0.49
2:B:900:ALA:CB	12:L:61:THR:OG1	2.61	0.49
3:C:86:CYS:SG	3:C:87:PHE:N	2.86	0.49
3:C:185:LYS:C	3:C:186:LEU:HD12	2.33	0.49
4:D:25:ALA:C	4:D:27:LEU:H	2.15	0.49
4:D:156:ASP:C	4:D:158:GLU:N	2.64	0.49
5:E:4:GLU:HB3	5:E:7:ARG:HE	1.76	0.49
12:L:61:THR:HG21	12:L:63:ARG:HE	1.77	0.49
1:A:528:LEU:C	1:A:528:LEU:HD12	2.33	0.49
1:A:741:ASN:HD21	1:A:743:VAL:CG2	2.12	0.49
1:A:761:MET:HA	1:A:804:TYR:HB2	1.95	0.49
2:B:176:SER:O	2:B:182:SER:HB3	2.13	0.49
2:B:604:ARG:HG3	2:B:611:PRO:HA	1.94	0.49

*Continued on next page...*

*Continued from previous page...*

Atom-1	Atom-2	Interatomic distance (Å)	Clash overlap (Å)
2:B:642:ASP:CA	2:B:649:LYS:HG3	2.42	0.49
9:I:17:ARG:NH2	9:I:30:ARG:NH2	2.61	0.49
1:A:335:ARG:O	1:A:339:ASN:HB2	2.13	0.49
1:A:967:ALA:HA	1:A:1044:TRP:CZ3	2.47	0.49
1:A:1146:VAL:HG12	1:A:1201:ALA:O	2.12	0.49
1:A:1325:THR:O	5:E:147:HIS:CD2	2.66	0.49
2:B:1170:THR:HB	2:B:1182:CYS:HB2	1.95	0.49
3:C:45:ALA:HB1	3:C:72:LEU:HD13	1.94	0.49
5:E:93:MET:O	5:E:97:VAL:HG23	2.13	0.49
12:L:45:ALA:C	12:L:46:VAL:HG22	2.33	0.49
1:A:14:VAL:N	1:A:1432:GLN:HE22	2.01	0.49
1:A:34:LYS:CE	1:A:57:ARG:NH1	2.71	0.49
1:A:316:GLN:HG2	1:A:317:LYS:HG2	1.93	0.49
2:B:167:ILE:HG22	2:B:453:ILE:HG13	1.94	0.49
2:B:226:PHE:CE2	2:B:398:ARG:NH2	2.80	0.49
2:B:298:LEU:HD22	2:B:298:LEU:N	2.27	0.49
2:B:361:LEU:N	2:B:362:PRO:HD3	2.26	0.49
2:B:635:ARG:HH22	2:B:742:GLU:CD	2.16	0.49
3:C:15:LYS:O	3:C:240:VAL:HG22	2.13	0.49
3:C:112:ASN:HB3	3:C:114:TYR:HE1	1.78	0.49
4:D:71:LYS:HA	4:D:74:GLN:HG3	1.93	0.49
6:F:88:TYR:O	6:F:89:GLU:C	2.50	0.49
7:G:13:LEU:HD23	7:G:14:HIS:H	1.75	0.49
8:H:62:SER:C	8:H:63:LEU:HD12	2.33	0.49
8:H:115:TYR:CZ	8:H:124:ARG:HG3	2.48	0.49
11:K:42:LEU:O	11:K:46:ILE:HG13	2.13	0.49
1:A:41:MET:CB	1:A:49:LYS:HA	2.43	0.49
1:A:63:ARG:HG2	1:A:74:MET:HE1	1.93	0.49
1:A:224:PHE:CD2	1:A:231:PRO:CD	2.95	0.49
1:A:362:ASP:HB3	1:A:507:VAL:CG1	2.39	0.49
1:A:572:TRP:HH2	8:H:79:TRP:CZ3	2.31	0.49
1:A:883:LEU:HD21	1:A:956:LEU:HD11	1.95	0.49
1:A:1116:LEU:HB2	1:A:1311:VAL:HG22	1.93	0.49
1:A:1332:PHE:N	1:A:1332:PHE:CD2	2.80	0.49
2:B:705:MET:N	2:B:710:LEU:HD12	2.25	0.49
2:B:980:PHE:HE1	2:B:990:ILE:HG13	1.78	0.49
2:B:1203:LEU:HA	2:B:1206:GLU:OE1	2.13	0.49
3:C:8:VAL:HG12	3:C:9:LYS:H	1.78	0.49
4:D:52:LEU:O	4:D:54:GLU:N	2.44	0.49
4:D:138:ASN:O	4:D:139:LYS:C	2.51	0.49
6:F:109:VAL:CG1	6:F:110:ASP:H	2.25	0.49

*Continued on next page...*

*Continued from previous page...*

Atom-1	Atom-2	Interatomic distance (Å)	Clash overlap (Å)
12:L:55:ILE:O	12:L:56:LEU:CB	2.60	0.49
1:A:563:PRO:HB3	1:A:572:TRP:CZ2	2.47	0.49
1:A:567:LYS:CB	8:H:95:TYR:HA	2.43	0.49
1:A:741:ASN:HD22	1:A:743:VAL:N	2.11	0.49
1:A:901:LEU:HB2	1:A:926:GLN:HG2	1.94	0.49
1:A:997:LEU:HD22	1:A:1053:PHE:CD2	2.48	0.49
1:A:1437:GLY:O	1:A:1441:PHE:HE2	1.96	0.49
2:B:188:ASP:C	2:B:192:LEU:HD12	2.33	0.49
2:B:227:LYS:H	2:B:395:GLN:CD	2.16	0.49
2:B:288:ALA:HB1	2:B:331:LEU:HG	1.94	0.49
2:B:290:GLY:O	2:B:292:ILE:HG13	2.13	0.49
2:B:581:PHE:O	2:B:626:ILE:HB	2.12	0.49
2:B:757:PRO:O	2:B:758:PHE:HB2	2.13	0.49
2:B:1106:ARG:HH11	2:B:1126:GLY:HA2	1.78	0.49
4:D:179:GLN:O	4:D:183:LEU:HD12	2.13	0.49
5:E:185:ALA:HA	5:E:190:LEU:HG	1.95	0.49
5:E:198:ILE:HB	5:E:210:SER:HB3	1.94	0.49
7:G:17:PHE:C	7:G:19:GLY:H	2.16	0.49
1:A:14:VAL:HB	1:A:1430:LEU:CD1	2.43	0.48
1:A:28:ARG:HG3	1:A:83:HIS:CE1	2.48	0.48
1:A:58:LEU:CB	1:A:80:HIS:O	2.61	0.48
1:A:252:PHE:O	1:A:253:ASN:HB3	2.13	0.48
1:A:426:LEU:O	1:A:427:GLN:HG2	2.13	0.48
1:A:453:MET:HG2	1:A:520:CYS:SG	2.53	0.48
1:A:491:VAL:HG13	1:A:492:PRO:O	2.13	0.48
1:A:863:VAL:HG12	1:A:864:ILE:N	2.28	0.48
1:A:998:LEU:O	1:A:999:VAL:HG23	2.13	0.48
2:B:188:ASP:OD2	2:B:188:ASP:N	2.44	0.48
2:B:446:LEU:HD23	2:B:448:ILE:HD11	1.94	0.48
2:B:515:HIS:CD2	2:B:517:THR:OG1	2.66	0.48
2:B:876:LYS:HG3	2:B:893:LEU:HD12	1.95	0.48
3:C:167:HIS:CD2	12:L:70:ARG:HG2	2.49	0.48
12:L:47:ARG:HB2	12:L:47:ARG:NH1	2.27	0.48
1:A:81:PHE:CE2	1:A:243:PRO:HD3	2.48	0.48
1:A:125:ALA:O	1:A:128:ILE:HB	2.13	0.48
1:A:360:GLU:O	1:A:361:LEU:C	2.51	0.48
1:A:874:ASP:O	1:A:876:ALA:N	2.46	0.48
1:A:1152:ILE:HD11	9:I:44:TYR:HD2	1.77	0.48
1:A:1329:THR:CG2	1:A:1331:SER:H	2.26	0.48
1:A:1362:TYR:CD1	1:A:1362:TYR:C	2.85	0.48
2:B:190:TYR:HD2	10:J:63:TYR:CE2	2.31	0.48

*Continued on next page...*

*Continued from previous page...*

Atom-1	Atom-2	Interatomic distance (Å)	Clash overlap (Å)
2:B:360:PHE:O	2:B:361:LEU:C	2.52	0.48
2:B:983:ARG:HH11	2:B:1091:TYR:HB3	1.78	0.48
3:C:61:GLU:O	3:C:62:PHE:C	2.50	0.48
4:D:51:ASN:HB3	4:D:178:ALA:O	2.13	0.48
6:F:76:LYS:O	6:F:79:ARG:HD3	2.13	0.48
6:F:80:ALA:HB3	6:F:144:GLU:OE2	2.13	0.48
7:G:30:LEU:CD2	7:G:31:LEU:HD23	2.43	0.48
10:J:17:LYS:O	10:J:20:SER:N	2.45	0.48
1:A:380:VAL:HB	1:A:430:TRP:H	1.78	0.48
2:B:202:TYR:CD2	2:B:202:TYR:N	2.65	0.48
2:B:659:ALA:HA	2:B:662:MET:HE2	1.94	0.48
2:B:1007:VAL:HG23	2:B:1008:PRO:CD	2.43	0.48
2:B:1079:LYS:N	3:C:27:LEU:HD21	2.29	0.48
3:C:68:GLY:O	3:C:169:LYS:HB2	2.13	0.48
3:C:235:VAL:HG12	10:J:13:VAL:CG1	2.43	0.48
5:E:152:LYS:HG3	5:E:154:ILE:CD1	2.43	0.48
7:G:13:LEU:HD21	7:G:17:PHE:HB2	1.95	0.48
11:K:31:VAL:HG12	11:K:32:VAL:N	2.28	0.48
11:K:109:TRP:C	11:K:109:TRP:CD1	2.87	0.48
1:A:298:PHE:C	1:A:298:PHE:CD2	2.87	0.48
1:A:567:LYS:HB3	8:H:95:TYR:HA	1.95	0.48
1:A:588:LEU:HB3	1:A:607:ILE:HB	1.95	0.48
1:A:763:ALA:C	1:A:803:SER:HB3	2.33	0.48
1:A:981:LEU:CD2	1:A:1039:LYS:HA	2.42	0.48
1:A:1393:ASN:O	1:A:1394:THR:O	2.30	0.48
2:B:108:VAL:HG23	2:B:109:THR:N	2.29	0.48
2:B:516:ASN:ND2	2:B:516:ASN:N	2.62	0.48
2:B:541:LEU:CD1	2:B:747:MET:HE1	2.44	0.48
2:B:629:ASP:HB3	2:B:632:ARG:HE	1.78	0.48
2:B:973:ILE:HG23	2:B:974:PRO:HD2	1.95	0.48
2:B:1206:GLU:O	2:B:1209:ALA:HB3	2.13	0.48
3:C:167:HIS:O	3:C:169:LYS:N	2.47	0.48
4:D:56:ARG:HD3	4:D:149:THR:CA	2.41	0.48
11:K:34:THR:O	11:K:34:THR:HG22	2.13	0.48
1:A:81:PHE:HA	1:A:243:PRO:HG3	1.96	0.48
1:A:255:SER:OG	2:B:918:ILE:HD13	2.14	0.48
1:A:463:ILE:CB	1:A:464:PRO:CD	2.87	0.48
1:A:728:LYS:O	1:A:732:LEU:HB2	2.14	0.48
1:A:1005:GLU:O	1:A:1006:ILE:C	2.51	0.48
2:B:120:ARG:CD	2:B:955:THR:HG21	2.44	0.48
2:B:582:VAL:HB	2:B:587:HIS:CD2	2.48	0.48

*Continued on next page...*

*Continued from previous page...*

Atom-1	Atom-2	Interatomic distance (Å)	Clash overlap (Å)
2:B:736:THR:O	2:B:736:THR:HG22	2.13	0.48
3:C:57:VAL:HG23	3:C:58:LEU:HD23	1.96	0.48
4:D:73:SER:CB	7:G:21:ARG:HH21	2.26	0.48
5:E:79:TRP:HB2	5:E:105:PHE:CE1	2.48	0.48
7:G:150:CYS:C	7:G:151:ILE:HD12	2.33	0.48
10:J:6:ARG:N	10:J:14:VAL:HB	2.28	0.48
12:L:38:LEU:HD21	12:L:48:CYS:HA	1.95	0.48
1:A:58:LEU:HD12	1:A:244:PRO:CD	2.44	0.48
1:A:67:CYS:O	1:A:68:GLN:C	2.52	0.48
1:A:257:ARG:HG2	1:A:258:GLY:H	1.78	0.48
1:A:722:LEU:HD23	1:A:799:PHE:CD1	2.49	0.48
1:A:773:LYS:H	1:A:773:LYS:HD2	1.78	0.48
1:A:1021:LEU:O	1:A:1024:SER:HB3	2.13	0.48
1:A:1151:GLU:HG2	9:I:45:ARG:HB2	1.96	0.48
2:B:642:ASP:HA	2:B:649:LYS:HG3	1.95	0.48
3:C:124:LEU:HB3	3:C:126:GLY:H	1.77	0.48
3:C:179:GLU:HG2	3:C:180:TYR:N	2.28	0.48
3:C:183:TRP:O	3:C:185:LYS:N	2.47	0.48
5:E:100:ILE:CG2	5:E:105:PHE:HB2	2.43	0.48
5:E:151:PRO:HD2	5:E:153:HIS:HE1	1.77	0.48
6:F:72:LYS:O	6:F:143:PHE:CD2	2.67	0.48
6:F:138:LEU:O	6:F:139:PRO:C	2.52	0.48
9:I:33:SER:O	9:I:35:VAL:HG23	2.13	0.48
12:L:59:ALA:O	12:L:60:ARG:O	2.31	0.48
1:A:446:ARG:HD2	1:A:480:ALA:HB2	1.94	0.48
1:A:722:LEU:N	1:A:722:LEU:HD12	2.29	0.48
1:A:1105:LEU:HD22	1:A:1384:VAL:HG21	1.96	0.48
1:A:1290:LYS:O	1:A:1291:VAL:HG23	2.14	0.48
2:B:637:LEU:HB2	2:B:693:ILE:HD12	1.94	0.48
3:C:57:VAL:CG1	10:J:60:PHE:HB3	2.37	0.48
3:C:173:ALA:O	3:C:174:ALA:HB3	2.14	0.48
8:H:58:THR:HG22	8:H:59:ILE:H	1.79	0.48
12:L:51:CYS:HB3	12:L:53:HIS:HB2	1.94	0.48
1:A:49:LYS:NZ	1:A:61:ILE:HG13	2.28	0.48
1:A:145:LYS:HE3	1:A:145:LYS:HA	1.96	0.48
1:A:245:PRO:O	2:B:1114:LEU:CD1	2.61	0.48
1:A:492:PRO:HA	1:A:497:THR:HG21	1.96	0.48
1:A:967:ALA:HA	1:A:1044:TRP:HZ3	1.77	0.48
1:A:1430:LEU:O	1:A:1432:GLN:HG3	2.12	0.48
2:B:247:GLY:HA2	2:B:418:LYS:NZ	2.28	0.48
6:F:100:GLN:HA	6:F:103:MET:HB2	1.96	0.48

*Continued on next page...*

*Continued from previous page...*

Atom-1	Atom-2	Interatomic distance (Å)	Clash overlap (Å)
8:H:48:PRO:O	8:H:49:VAL:HG23	2.14	0.48
1:A:350:ARG:O	1:A:351:THR:HG22	2.13	0.48
1:A:388:LEU:HB3	1:A:432:VAL:HG21	1.95	0.48
1:A:744:LYS:HG2	1:A:748:MET:HE2	1.96	0.48
1:A:756:ILE:O	1:A:759:ALA:HB3	2.14	0.48
1:A:831:THR:O	1:A:834:THR:HB	2.14	0.48
1:A:1227:ILE:C	1:A:1228:TRP:CE3	2.86	0.48
1:A:1227:ILE:CA	1:A:1228:TRP:CE3	2.96	0.48
2:B:179:CYS:SG	2:B:181:LEU:HB2	2.54	0.48
2:B:496:ARG:O	2:B:539:LEU:HD12	2.14	0.48
2:B:796:LEU:O	2:B:799:PRO:HD3	2.14	0.48
2:B:1114:LEU:HD11	2:B:1202:LEU:HD11	1.94	0.48
3:C:70:ILE:HG22	3:C:71:PRO:HD2	1.95	0.48
3:C:97:VAL:HG21	3:C:129:ILE:HG22	1.96	0.48
4:D:32:GLU:HB3	4:D:33:PHE:CD1	2.49	0.48
5:E:61:GLN:HB2	5:E:79:TRP:CE3	2.49	0.48
5:E:153:HIS:CD2	5:E:184:VAL:HG11	2.49	0.48
7:G:61:ILE:HG13	7:G:68:ALA:HB2	1.94	0.48
8:H:125:LEU:HG	8:H:126:GLU:N	2.28	0.48
1:A:89:PRO:O	1:A:204:THR:HG21	2.14	0.48
1:A:105:CYS:O	1:A:114:LEU:HG	2.12	0.48
1:A:523:ILE:HG23	1:A:527:THR:HB	1.95	0.48
1:A:974:ASP:OD2	1:A:977:LYS:HB2	2.14	0.48
1:A:1227:ILE:CA	1:A:1228:TRP:HE3	2.27	0.48
2:B:351:TYR:CD1	2:B:355:ILE:HD11	2.47	0.48
2:B:409:ALA:O	2:B:413:LEU:HD12	2.14	0.48
2:B:1003:ALA:CB	3:C:179:GLU:HB2	2.43	0.48
2:B:1084:GLN:C	2:B:1085:ILE:HD12	2.34	0.48
3:C:3:GLU:HB3	11:K:104:ASN:ND2	2.29	0.48
4:D:4:SER:O	4:D:5:THR:CB	2.62	0.48
5:E:119:SER:HA	5:E:122:LYS:CG	2.43	0.48
5:E:151:PRO:HD2	5:E:153:HIS:CE1	2.49	0.48
1:A:535:THR:CG2	1:A:616:VAL:HA	2.44	0.47
1:A:850:VAL:HG23	1:A:1064:VAL:CG2	2.44	0.47
1:A:1001:ARG:O	1:A:1002:GLY:O	2.32	0.47
1:A:1141:THR:CG2	1:A:1205:LYS:HD3	2.43	0.47
1:A:1260:LEU:HA	1:A:1263:ILE:CD1	2.44	0.47
2:B:500:THR:O	2:B:535:LEU:HD22	2.14	0.47
2:B:758:PHE:CZ	2:B:1044:ALA:HA	2.49	0.47
2:B:862:GLN:HA	2:B:962:LYS:O	2.14	0.47
2:B:1192:TYR:CD1	2:B:1218:THR:HG21	2.48	0.47

*Continued on next page...*



*Continued from previous page...*

Atom-1	Atom-2	Interatomic distance (Å)	Clash overlap (Å)
4:D:49:ALA:HB3	4:D:174:PRO:O	2.13	0.47
8:H:130:ARG:HB3	8:H:133:ASN:HB2	1.96	0.47
9:I:17:ARG:HB3	9:I:26:LEU:HB3	1.96	0.47
12:L:32:ALA:HB3	12:L:55:ILE:HG13	1.92	0.47
1:A:425:GLN:H	1:A:425:GLN:CD	2.16	0.47
1:A:515:GLN:HE22	1:A:1074:GLU:HB3	1.80	0.47
1:A:947:PHE:N	1:A:947:PHE:HD2	2.11	0.47
1:A:1261:LYS:O	1:A:1264:GLU:HB3	2.14	0.47
1:A:1346:ALA:O	1:A:1347:ALA:C	2.52	0.47
2:B:27:ALA:O	2:B:29:ASP:N	2.47	0.47
2:B:113:TYR:HD2	2:B:114:PRO:HD2	1.77	0.47
2:B:485:ARG:NH1	2:B:782:LEU:HD21	2.29	0.47
2:B:785:TYR:C	2:B:787:VAL:N	2.67	0.47
2:B:797:TYR:HB3	2:B:798:TYR:CD2	2.43	0.47
2:B:1046:PRO:O	2:B:1048:THR:HG23	2.14	0.47
2:B:1193:GLN:C	2:B:1194:ILE:HG22	2.34	0.47
3:C:82:TYR:CD2	3:C:84:ARG:NH2	2.82	0.47
3:C:141:GLY:O	3:C:142:VAL:HB	2.14	0.47
5:E:84:ASP:O	5:E:86:PRO:HD3	2.14	0.47
7:G:56:ILE:HG23	7:G:57:GLN:N	2.26	0.47
8:H:37:LYS:HD2	8:H:126:GLU:OE2	2.13	0.47
11:K:22:ASP:O	11:K:31:VAL:HG13	2.13	0.47
1:A:1226:VAL:HG22	1:A:1240:CYS:CB	2.43	0.47
2:B:276:ILE:HD11	2:B:334:ILE:HG23	1.96	0.47
2:B:277:LYS:HG2	2:B:336:ARG:O	2.14	0.47
2:B:409:ALA:C	2:B:413:LEU:HD12	2.34	0.47
2:B:706:GLN:HA	2:B:707:PRO:HD2	1.72	0.47
2:B:743:ILE:H	2:B:743:ILE:HG12	1.41	0.47
2:B:1101:ASP:O	2:B:1122:ARG:CZ	2.63	0.47
4:D:71:LYS:HA	4:D:74:GLN:CG	2.44	0.47
5:E:131:THR:HG21	5:E:191:LYS:NZ	2.29	0.47
5:E:143:ASN:HB3	5:E:146:HIS:HB2	1.95	0.47
1:A:1289:ARG:HH22	1:A:1326:ARG:NH1	2.12	0.47
1:A:1364:ASN:O	1:A:1365:TYR:C	2.53	0.47
1:A:1364:ASN:O	1:A:1366:ARG:N	2.47	0.47
1:A:1391:ARG:O	1:A:1392:SER:O	2.33	0.47
2:B:365:THR:HG23	2:B:367:LEU:N	2.29	0.47
2:B:582:VAL:HG22	2:B:626:ILE:HG21	1.96	0.47
2:B:612:GLU:HG2	2:B:613:VAL:N	2.28	0.47
2:B:918:ILE:HD12	2:B:935:ARG:CZ	2.44	0.47
2:B:1205:GLN:O	2:B:1208:MET:HB2	2.15	0.47

*Continued on next page...*



*Continued from previous page...*

Atom-1	Atom-2	Interatomic distance (Å)	Clash overlap (Å)
3:C:41:ILE:HD12	3:C:243:VAL:HG13	1.96	0.47
4:D:154:PHE:HZ	4:D:214:LEU:CD1	2.28	0.47
5:E:124:VAL:CG1	5:E:132:ILE:HB	2.32	0.47
1:A:127:ALA:O	1:A:129:LYS:HG3	2.15	0.47
1:A:464:PRO:HG2	1:A:465:TYR:HD1	1.79	0.47
1:A:1037:LEU:HD12	1:A:1042:PHE:N	2.30	0.47
1:A:1173:HIS:HB3	1:A:1227:ILE:HD13	1.97	0.47
1:A:1444:MET:HE2	1:A:1444:MET:HB2	1.63	0.47
2:B:32:ALA:O	2:B:35:SER:HB2	2.15	0.47
2:B:43:LEU:HD11	2:B:811:TYR:O	2.14	0.47
2:B:310:MET:O	2:B:311:LEU:C	2.52	0.47
3:C:125:MET:HB2	3:C:127:ARG:HE	1.78	0.47
7:G:151:ILE:HD12	7:G:151:ILE:N	2.30	0.47
9:I:7:CYS:C	9:I:8:ARG:O	2.51	0.47
12:L:38:LEU:CD1	12:L:49:LYS:HE2	2.44	0.47
1:A:336:ILE:HD11	2:B:1203:LEU:HD12	1.92	0.47
1:A:390:GLN:HE21	1:A:394:ASN:HD21	1.63	0.47
1:A:451:HIS:ND1	1:A:451:HIS:N	2.62	0.47
1:A:482:PHE:CD1	2:B:836:GLU:HB2	2.50	0.47
1:A:501:LEU:HD21	2:B:1146:PHE:CD1	2.49	0.47
1:A:675:THR:HG22	1:A:675:THR:O	2.15	0.47
1:A:852:TYR:HE2	1:A:1060:PRO:HB2	1.72	0.47
1:A:864:ILE:N	1:A:864:ILE:CD1	2.78	0.47
1:A:1400:CYS:HA	1:A:1408:ILE:HD12	1.97	0.47
2:B:190:TYR:CD1	10:J:62:ARG:HD3	2.49	0.47
2:B:498:THR:HB	2:B:537:LYS:O	2.14	0.47
2:B:834:ASN:O	2:B:1013:ASN:HB2	2.15	0.47
3:C:178:PHE:HD2	3:C:178:PHE:C	2.18	0.47
3:C:241:ASP:HB3	11:K:109:TRP:CZ3	2.49	0.47
7:G:8:SER:HB2	7:G:71:ASN:OD1	2.13	0.47
9:I:17:ARG:HG3	9:I:18:GLU:N	2.30	0.47
10:J:41:LEU:HD23	10:J:41:LEU:N	2.29	0.47
11:K:61:TYR:CD1	11:K:61:TYR:C	2.88	0.47
12:L:30:ILE:HG22	12:L:31:CYS:O	2.15	0.47
1:A:19:PHE:CZ	1:A:1397:LEU:CD2	2.92	0.47
1:A:377:PRO:HB2	1:A:431:LYS:HZ2	1.80	0.47
1:A:434:ARG:CZ	1:A:437:MET:HG3	2.44	0.47
1:A:444:PHE:HE2	1:A:470:LEU:HD13	1.80	0.47
1:A:578:LEU:C	1:A:580:VAL:H	2.18	0.47
1:A:591:PHE:HD2	1:A:595:THR:CB	2.17	0.47
1:A:600:PRO:CA	8:H:25:ARG:NH1	2.75	0.47

*Continued on next page...*

Continued from previous page...

Atom-1	Atom-2	Interatomic distance (Å)	Clash overlap (Å)
1:A:649:ILE:O	1:A:650:GLN:C	2.53	0.47
1:A:705:LYS:HB2	1:A:708:MET:HE3	1.96	0.47
1:A:826:ASP:O	1:A:830:LYS:HB2	2.14	0.47
1:A:933:TYR:HD2	1:A:933:TYR:C	2.17	0.47
1:A:1111:MET:SD	1:A:1114:PRO:HB3	2.54	0.47
1:A:1272:THR:C	1:A:1273:LEU:HD12	2.34	0.47
1:A:1313:LEU:C	1:A:1315:GLU:N	2.68	0.47
1:A:1348:LEU:O	1:A:1352:VAL:HG23	2.14	0.47
1:A:1446:ASP:O	1:A:1447:GLU:C	2.52	0.47
2:B:25:ILE:HD11	2:B:651:LEU:CD1	2.41	0.47
2:B:335:GLY:O	2:B:336:ARG:HB2	2.14	0.47
2:B:523:CYS:SG	2:B:524:PRO:HD2	2.55	0.47
2:B:579:ARG:HA	2:B:589:VAL:HG22	1.97	0.47
2:B:774:GLY:C	2:B:776:GLN:H	2.18	0.47
2:B:958:GLN:C	2:B:960:GLY:H	2.18	0.47
2:B:1023:VAL:HG13	2:B:1026:LEU:HD12	1.95	0.47
3:C:178:PHE:C	3:C:178:PHE:CD2	2.88	0.47
3:C:213:PRO:O	3:C:214:ASN:CB	2.63	0.47
4:D:40:HIS:HD2	7:G:73:LYS:HE3	1.80	0.47
4:D:198:LEU:HB2	4:D:199:ASN:H	1.53	0.47
5:E:177:ARG:HH11	5:E:215:MET:HE1	1.79	0.47
7:G:27:LYS:HE2	7:G:54:ILE:HD12	1.97	0.47
7:G:111:THR:H	7:G:114:LEU:HD22	1.79	0.47
1:A:26:GLU:O	1:A:30:ILE:HG13	2.14	0.47
1:A:164:ARG:CG	1:A:165:GLY:N	2.78	0.47
1:A:496:GLU:O	1:A:500:GLU:HG3	2.14	0.47
1:A:532:ARG:HH12	1:A:745:GLN:NE2	2.13	0.47
1:A:653:VAL:O	1:A:654:ASN:C	2.53	0.47
1:A:857:ARG:HA	1:A:864:ILE:HD13	1.97	0.47
1:A:1308:THR:HG23	1:A:1310:GLY:N	2.26	0.47
2:B:204:ILE:O	2:B:204:ILE:HG22	2.13	0.47
2:B:421:PHE:CD1	2:B:424:LEU:HD23	2.50	0.47
2:B:782:LEU:HB3	2:B:784:ASN:OD1	2.15	0.47
2:B:822:ASN:HD22	2:B:822:ASN:H	1.62	0.47
2:B:1076:HIS:ND1	2:B:1076:HIS:N	2.63	0.47
3:C:39:ALA:CA	3:C:164:ALA:HB3	2.40	0.47
3:C:44:LEU:HD13	3:C:129:ILE:HG23	1.96	0.47
3:C:46:ILE:HG22	3:C:47:ASP:N	2.29	0.47
3:C:70:ILE:HG23	3:C:142:VAL:HG11	1.96	0.47
3:C:112:ASN:HD21	3:C:146:LYS:HG2	1.79	0.47
3:C:148:ARG:NH1	10:J:64:ASN:HA	2.30	0.47

Continued on next page...

*Continued from previous page...*

Atom-1	Atom-2	Interatomic distance (Å)	Clash overlap (Å)
5:E:163:GLU:OE2	5:E:167:ARG:HG3	2.13	0.47
9:I:8:ARG:O	9:I:9:ASP:HB2	2.15	0.47
1:A:339:ASN:O	1:A:343:LYS:HE2	2.15	0.47
1:A:501:LEU:HD21	2:B:1146:PHE:CE1	2.49	0.47
1:A:656:TRP:CH2	1:A:660:ASN:CG	2.88	0.47
1:A:678:GLU:O	1:A:681:GLU:HG2	2.15	0.47
1:A:808:LEU:HD21	1:A:816:HIS:HD2	1.80	0.47
1:A:929:LEU:HD22	1:A:929:LEU:N	2.29	0.47
1:A:933:TYR:CD2	1:A:933:TYR:C	2.88	0.47
1:A:1074:GLU:N	1:A:1075:PRO:HD2	2.29	0.47
1:A:1139:GLU:O	1:A:1139:GLU:HG2	2.14	0.47
2:B:850:LEU:HD12	2:B:851:PHE:N	2.30	0.47
3:C:128:ASN:OD1	3:C:131:HIS:HD2	1.98	0.47
10:J:57:ILE:CG2	10:J:58:GLU:H	2.28	0.47
1:A:356:ASP:OD2	2:B:833:TYR:CE2	2.67	0.47
1:A:416:ARG:C	1:A:417:TYR:HD2	2.18	0.47
1:A:690:VAL:HG13	1:A:690:VAL:O	2.14	0.47
1:A:1219:THR:HG21	1:A:1271:ILE:HD11	1.96	0.47
2:B:802:PRO:HG3	2:B:1091:TYR:CZ	2.50	0.47
2:B:821:GLN:HE22	2:B:851:PHE:H	1.63	0.47
4:D:15:LEU:O	4:D:17:LYS:N	2.48	0.47
10:J:58:GLU:HA	10:J:61:LEU:HD12	1.97	0.47
12:L:47:ARG:NH2	12:L:54:ARG:HG2	2.30	0.47
1:A:166:GLY:O	1:A:167:CYS:O	2.33	0.46
1:A:227:VAL:HG12	1:A:228:PHE:CD1	2.51	0.46
1:A:659:HIS:ND1	2:B:1074:ASN:ND2	2.63	0.46
1:A:809:THR:HB	1:A:810:PRO:HD2	1.97	0.46
1:A:990:VAL:HG12	1:A:991:LYS:N	2.31	0.46
2:B:311:LEU:O	2:B:312:GLU:C	2.54	0.46
2:B:615:MET:HB3	2:B:626:ILE:HA	1.96	0.46
2:B:711:GLU:CB	2:B:712:PRO:HD3	2.43	0.46
2:B:899:ILE:HD12	2:B:911:ILE:HG23	1.96	0.46
2:B:916:THR:HB	2:B:935:ARG:HG3	1.97	0.46
2:B:999:MET:HG2	2:B:1007:VAL:HG23	1.97	0.46
2:B:1017:ILE:H	2:B:1018:PRO:CD	2.27	0.46
2:B:1065:GLN:NE2	2:B:1066:SER:H	2.12	0.46
2:B:1160:VAL:CG1	2:B:1161:HIS:N	2.73	0.46
4:D:30:GLY:C	4:D:32:GLU:N	2.64	0.46
5:E:136:ASN:OD1	5:E:137:GLU:N	2.48	0.46
6:F:79:ARG:HG3	6:F:144:GLU:OE1	2.15	0.46
7:G:94:CYS:SG	7:G:130:TYR:CE1	3.08	0.46

*Continued on next page...*

*Continued from previous page...*

Atom-1	Atom-2	Interatomic distance (Å)	Clash overlap (Å)
8:H:63:LEU:HG	8:H:90:ALA:HB3	1.97	0.46
8:H:130:ARG:CZ	8:H:130:ARG:HB2	2.44	0.46
1:A:54:ASN:HB3	1:A:247:ARG:HH12	1.80	0.46
1:A:357:PRO:HD2	2:B:833:TYR:CE2	2.51	0.46
1:A:913:LEU:HB2	1:A:1032:LEU:HD22	1.97	0.46
1:A:1436:ILE:O	1:A:1438:THR:N	2.47	0.46
1:A:1450:LEU:HD13	6:F:131:PRO:HG2	1.97	0.46
2:B:739:THR:HB	2:B:740:HIS:ND1	2.29	0.46
3:C:175:ALA:HB2	10:J:10:CYS:CB	2.46	0.46
4:D:159:THR:O	4:D:162:ALA:HB3	2.15	0.46
5:E:83:CYS:HB3	5:E:85:GLU:HG3	1.98	0.46
5:E:153:HIS:HB3	5:E:196:VAL:CG2	2.45	0.46
5:E:156:LEU:HD12	5:E:195:VAL:HB	1.96	0.46
7:G:115:MET:SD	7:G:119:LEU:HD23	2.56	0.46
1:A:986:ILE:HD13	1:A:1031:VAL:HG21	1.97	0.46
1:A:1313:LEU:HB3	1:A:1338:VAL:HG21	1.96	0.46
1:A:1421:CYS:C	1:A:1423:GLY:H	2.19	0.46
2:B:132:VAL:HG23	2:B:165:VAL:HB	1.96	0.46
2:B:800:GLN:HB3	10:J:52:THR:HG21	1.96	0.46
3:C:238:ILE:HG23	3:C:239:PRO:HD2	1.97	0.46
4:D:26:THR:C	4:D:28:GLN:H	2.18	0.46
11:K:32:VAL:HG23	11:K:74:ARG:CG	2.43	0.46
1:A:583:PRO:HB2	1:A:637:LYS:HE3	1.98	0.46
1:A:682:THR:O	1:A:682:THR:HG22	2.15	0.46
1:A:814:PHE:HE1	2:B:519:TRP:CB	2.26	0.46
1:A:868:TYR:HE2	1:A:1366:ARG:NE	2.14	0.46
2:B:63:ILE:HG23	2:B:63:ILE:O	2.14	0.46
2:B:129:PHE:CE2	2:B:166:PHE:HD1	2.32	0.46
2:B:226:PHE:HA	2:B:395:GLN:CG	2.45	0.46
2:B:405:ARG:NH1	2:B:632:ARG:CG	2.79	0.46
2:B:579:ARG:HB2	2:B:586:TRP:NE1	2.30	0.46
2:B:596:LEU:O	2:B:600:LEU:HG	2.15	0.46
2:B:856:PHE:N	2:B:856:PHE:HD1	2.14	0.46
3:C:191:TYR:HB3	3:C:201:TRP:CD1	2.51	0.46
5:E:31:THR:OG1	5:E:34:GLU:HB2	2.16	0.46
5:E:80:VAL:HG12	5:E:82:PHE:CE1	2.50	0.46
6:F:101:ILE:HA	6:F:105:ALA:HB3	1.96	0.46
8:H:143:LEU:HD12	8:H:143:LEU:N	2.30	0.46
10:J:1:MET:N	10:J:56:LEU:N	2.63	0.46
1:A:66:LYS:O	1:A:67:CYS:CB	2.63	0.46
1:A:245:PRO:O	2:B:1114:LEU:HD11	2.15	0.46

*Continued on next page...*

*Continued from previous page...*

Atom-1	Atom-2	Interatomic distance (Å)	Clash overlap (Å)
1:A:533:LYS:HB3	1:A:533:LYS:HE2	1.69	0.46
1:A:566:ILE:HG22	1:A:566:ILE:O	2.15	0.46
1:A:1308:THR:CG2	1:A:1310:GLY:O	2.61	0.46
1:A:1422:ARG:HH12	2:B:1224:PHE:HD2	1.62	0.46
2:B:56:ASP:HB3	2:B:57:TYR:CD1	2.51	0.46
2:B:244:LEU:HD21	2:B:366:GLN:NE2	2.31	0.46
2:B:858:SER:HA	2:B:966:VAL:O	2.15	0.46
2:B:906:SER:O	2:B:907:GLY:C	2.54	0.46
3:C:39:ALA:HA	3:C:164:ALA:CB	2.41	0.46
3:C:123:ASN:HD21	3:C:125:MET:HG2	1.81	0.46
6:F:95:GLY:O	6:F:96:THR:C	2.54	0.46
7:G:139:ILE:HG23	7:G:140:LYS:N	2.31	0.46
8:H:107:VAL:O	8:H:108:SER:HB2	2.16	0.46
1:A:204:THR:O	1:A:205:GLU:C	2.54	0.46
1:A:288:ALA:HA	1:A:291:GLU:CD	2.36	0.46
1:A:382:PRO:HD3	1:A:428:TYR:CZ	2.50	0.46
1:A:503:GLN:O	1:A:504:LEU:HD12	2.15	0.46
1:A:541:ILE:HG22	1:A:542:GLU:H	1.81	0.46
1:A:898:ARG:HA	1:A:933:TYR:CE1	2.50	0.46
1:A:964:ILE:O	1:A:964:ILE:CG2	2.64	0.46
1:A:1116:LEU:HB2	1:A:1329:THR:OG1	2.15	0.46
2:B:191:LYS:HE2	2:B:191:LYS:HB3	1.78	0.46
2:B:241:ARG:HG2	2:B:253:THR:CG2	2.46	0.46
2:B:611:PRO:CB	2:B:685:LEU:HD11	2.44	0.46
2:B:744:HIS:CD2	2:B:745:PRO:HD2	2.51	0.46
2:B:800:GLN:HB2	2:B:821:GLN:HA	1.98	0.46
2:B:834:ASN:O	2:B:1013:ASN:CB	2.63	0.46
2:B:1004:GLU:HB3	2:B:1006:ILE:HD11	1.97	0.46
5:E:3:GLN:NE2	5:E:52:ARG:HH12	2.13	0.46
5:E:191:LYS:HB3	5:E:191:LYS:HE2	1.69	0.46
8:H:63:LEU:HD23	8:H:90:ALA:C	2.36	0.46
8:H:130:ARG:HA	8:H:133:ASN:HB2	1.97	0.46
1:A:58:LEU:HD12	1:A:244:PRO:HG3	1.98	0.46
1:A:92:HIS:HD2	1:A:236:LEU:HD21	1.81	0.46
1:A:535:THR:CG2	1:A:617:VAL:HG23	2.46	0.46
1:A:645:LEU:HD11	1:A:649:ILE:HD11	1.97	0.46
1:A:692:ASP:O	1:A:694:THR:N	2.49	0.46
1:A:863:VAL:C	1:A:864:ILE:HD12	2.36	0.46
1:A:881:GLN:NE2	1:A:958:VAL:O	2.49	0.46
1:A:1159:ARG:O	1:A:1160:SER:HB3	2.16	0.46
1:A:1282:VAL:HA	1:A:1307:GLU:O	2.16	0.46

*Continued on next page...*

*Continued from previous page...*

Atom-1	Atom-2	Interatomic distance (Å)	Clash overlap (Å)
2:B:770:GLN:HG2	2:B:983:ARG:C	2.36	0.46
2:B:861:ASP:OD1	2:B:862:GLN:N	2.48	0.46
5:E:198:ILE:CD1	5:E:212:ARG:HH11	2.27	0.46
6:F:120:ILE:CG2	6:F:121:ALA:N	2.78	0.46
11:K:74:ARG:C	11:K:75:ILE:HD13	2.36	0.46
1:A:95:PHE:CE2	1:A:1410:PHE:CD2	3.03	0.46
1:A:521:MET:O	1:A:646:PHE:CE2	2.68	0.46
1:A:898:ARG:O	1:A:1029:ARG:NH1	2.49	0.46
1:A:901:LEU:HG	1:A:926:GLN:HE21	1.80	0.46
2:B:103:ASN:HB2	2:B:169:ARG:NH2	2.31	0.46
2:B:887:HIS:CD2	2:B:888:GLY:N	2.84	0.46
3:C:167:HIS:HA	11:K:6:ARG:NH1	2.30	0.46
5:E:121:MET:HA	5:E:124:VAL:HG23	1.97	0.46
5:E:178:ILE:HG23	5:E:178:ILE:O	2.16	0.46
6:F:70:LYS:HD3	6:F:70:LYS:HA	1.42	0.46
6:F:89:GLU:HB3	6:F:134:ILE:CD1	2.45	0.46
8:H:38:LEU:HD12	8:H:39:THR:N	2.31	0.46
11:K:65:HIS:CD2	11:K:66:PRO:N	2.84	0.46
1:A:56:PRO:O	1:A:57:ARG:CG	2.60	0.46
1:A:222:LEU:O	1:A:222:LEU:HD13	2.16	0.46
1:A:381:THR:HG23	6:F:104:ASN:OD1	2.16	0.46
1:A:451:HIS:CD2	1:A:1074:GLU:HG3	2.51	0.46
1:A:923:LEU:HD23	1:A:923:LEU:HA	1.54	0.46
1:A:1167:GLU:HA	1:A:1170:ILE:CD1	2.45	0.46
1:A:1215:ARG:O	1:A:1218:GLN:N	2.49	0.46
2:B:698:GLU:HG2	2:B:701:ILE:HD11	1.98	0.46
2:B:859:TYR:CZ	2:B:941:LEU:HD12	2.50	0.46
2:B:898:LEU:HD13	2:B:952:VAL:HG11	1.98	0.46
2:B:906:SER:HA	2:B:946:ASN:HB3	1.97	0.46
2:B:1013:ASN:HD21	2:B:1015:HIS:CD2	2.31	0.46
4:D:14:ARG:O	4:D:16:LYS:N	2.43	0.46
5:E:168:TYR:HD2	5:E:168:TYR:HA	1.69	0.46
7:G:95:SER:O	7:G:121:PHE:CE1	2.68	0.46
8:H:38:LEU:HD13	8:H:125:LEU:HD12	1.97	0.46
10:J:12:LYS:O	10:J:13:VAL:C	2.54	0.46
11:K:55:LYS:HB2	11:K:81:TYR:HE1	1.81	0.46
1:A:41:MET:CE	1:A:257:ARG:HG3	2.46	0.46
1:A:340:LEU:HD22	2:B:1200:ALA:HB2	1.97	0.46
1:A:805:LEU:HD13	2:B:1052:VAL:HG21	1.98	0.46
1:A:850:VAL:HG12	1:A:850:VAL:O	2.16	0.46
1:A:1228:TRP:CE3	1:A:1228:TRP:N	2.84	0.46

*Continued on next page...*

*Continued from previous page...*

Atom-1	Atom-2	Interatomic distance (Å)	Clash overlap (Å)
2:B:241:ARG:HG2	2:B:253:THR:HG21	1.97	0.46
2:B:308:TRP:HH2	9:I:45:ARG:HG2	1.81	0.46
2:B:446:LEU:O	2:B:447:ALA:CB	2.64	0.46
2:B:1095:LEU:O	2:B:1096:ARG:O	2.34	0.46
3:C:22:LEU:HD22	3:C:230:MET:HE1	1.98	0.46
3:C:131:HIS:HA	3:C:132:PRO:HD2	1.76	0.46
3:C:251:LEU:O	3:C:255:VAL:HG23	2.15	0.46
4:D:208:GLU:CG	4:D:212:LYS:HE3	2.43	0.46
5:E:61:GLN:HB2	5:E:79:TRP:HE3	1.81	0.46
5:E:132:ILE:HD12	5:E:132:ILE:N	2.31	0.46
11:K:58:PHE:HE2	11:K:74:ARG:HB3	1.80	0.46
1:A:445:ASN:HA	1:A:478:TYR:HE2	1.81	0.45
1:A:814:PHE:HD2	1:A:814:PHE:C	2.19	0.45
1:A:917:SER:C	1:A:919:ILE:H	2.19	0.45
1:A:1267:MET:O	1:A:1271:ILE:HB	2.15	0.45
2:B:802:PRO:HG3	2:B:1091:TYR:CE1	2.51	0.45
2:B:1072:MET:HG3	2:B:1085:ILE:HD13	1.99	0.45
3:C:248:ILE:HD13	11:K:101:LEU:HD22	1.99	0.45
7:G:122:ASN:ND2	7:G:125:SER:HB3	2.30	0.45
10:J:1:MET:H2	10:J:57:ILE:H	1.62	0.45
11:K:61:TYR:O	11:K:61:TYR:CG	2.69	0.45
1:A:46:THR:O	1:A:47:ARG:C	2.55	0.45
1:A:135:PHE:CD1	1:A:222:LEU:HD21	2.51	0.45
1:A:203:SER:O	1:A:206:GLU:HB3	2.17	0.45
1:A:528:LEU:CD1	1:A:749:ALA:HB1	2.46	0.45
1:A:529:CYS:SG	1:A:662:PHE:CZ	3.10	0.45
1:A:670:ILE:HG23	1:A:805:LEU:HD21	1.99	0.45
1:A:1349:TYR:HE2	1:A:1353:TYR:CD1	2.34	0.45
2:B:424:LEU:O	2:B:428:ILE:HG13	2.16	0.45
2:B:515:HIS:CD2	2:B:516:ASN:N	2.83	0.45
2:B:758:PHE:N	2:B:759:PRO:CD	2.80	0.45
2:B:844:SER:O	2:B:848:ARG:HG3	2.15	0.45
2:B:1058:LEU:O	2:B:1061:GLU:HB2	2.15	0.45
3:C:8:VAL:C	3:C:9:LYS:HG3	2.36	0.45
7:G:44:TYR:CE1	7:G:157:ILE:HB	2.51	0.45
7:G:119:LEU:HA	7:G:132:SER:OG	2.16	0.45
8:H:32:THR:HG22	8:H:33:GLN:OE1	2.16	0.45
11:K:30:ALA:HB2	11:K:76:GLN:HG3	1.97	0.45
1:A:14:VAL:H	1:A:1432:GLN:NE2	2.00	0.45
1:A:19:PHE:HZ	1:A:1397:LEU:CD2	2.22	0.45
1:A:261:ASP:OD2	1:A:261:ASP:N	2.48	0.45

*Continued on next page...*



*Continued from previous page...*

Atom-1	Atom-2	Interatomic distance (Å)	Clash overlap (Å)
1:A:445:ASN:HA	1:A:478:TYR:CE2	2.51	0.45
1:A:925:LEU:O	1:A:929:LEU:HD23	2.17	0.45
1:A:1229:SER:HB2	1:A:1230:GLU:H	1.48	0.45
2:B:102:VAL:O	2:B:109:THR:HG23	2.17	0.45
2:B:496:ARG:NH1	2:B:541:LEU:HA	2.31	0.45
2:B:599:THR:HG22	2:B:600:LEU:HD23	1.99	0.45
2:B:797:TYR:HD2	2:B:798:TYR:HE2	1.64	0.45
2:B:841:MET:CE	2:B:1010:LEU:HG	2.46	0.45
2:B:936:ASP:CG	2:B:937:ALA:H	2.19	0.45
2:B:1016:ALA:CB	2:B:1020:ARG:HE	2.29	0.45
4:D:172:LEU:HD11	4:D:202:ILE:HG21	1.97	0.45
5:E:135:PHE:HB3	5:E:140:LEU:HD11	1.99	0.45
5:E:139:ALA:O	5:E:140:LEU:HD23	2.17	0.45
6:F:127:GLU:O	6:F:129:LYS:N	2.49	0.45
7:G:119:LEU:HA	7:G:132:SER:HG	1.81	0.45
12:L:38:LEU:CG	12:L:39:SER:H	2.29	0.45
1:A:135:PHE:HD1	1:A:222:LEU:HD21	1.80	0.45
1:A:303:TYR:O	1:A:325:ILE:HG13	2.16	0.45
1:A:403:LYS:C	1:A:415:LEU:HB2	2.36	0.45
1:A:689:LYS:O	1:A:689:LYS:HG2	2.16	0.45
1:A:833:GLU:O	1:A:837:ILE:HG13	2.16	0.45
2:B:259:TYR:N	2:B:259:TYR:CD1	2.85	0.45
2:B:542:MET:HB3	2:B:636:PRO:HD3	1.98	0.45
2:B:789:MET:HE2	2:B:965:LYS:HB3	1.97	0.45
2:B:912:ILE:HD11	2:B:966:VAL:HG21	1.97	0.45
2:B:1070:GLU:O	2:B:1084:GLN:HB3	2.15	0.45
2:B:1076:HIS:CD2	11:K:40:HIS:CE1	2.90	0.45
2:B:1147:LEU:O	2:B:1148:LYS:C	2.53	0.45
6:F:125:LEU:O	6:F:128:LYS:N	2.48	0.45
6:F:130:ILE:HB	6:F:148:VAL:HG21	1.99	0.45
11:K:59:ALA:HA	11:K:74:ARG:O	2.15	0.45
12:L:40:LEU:HD22	12:L:44:ASP:OD1	2.17	0.45
1:A:58:LEU:HD12	1:A:244:PRO:CG	2.47	0.45
1:A:239:LEU:CD1	1:A:240:PRO:HD2	2.36	0.45
1:A:671:ALA:H	1:A:676:MET:CE	2.25	0.45
1:A:929:LEU:CD2	1:A:929:LEU:N	2.79	0.45
1:A:1129:GLU:O	1:A:1133:LEU:HG	2.16	0.45
1:A:1135:ARG:HG2	1:A:1136:SER:N	2.32	0.45
1:A:1138:ILE:HA	1:A:1275:GLY:HA2	1.99	0.45
1:A:1365:TYR:CD1	5:E:203:GLU:HG2	2.52	0.45
2:B:510:LYS:O	2:B:511:PRO:C	2.55	0.45

*Continued on next page...*



*Continued from previous page...*

Atom-1	Atom-2	Interatomic distance (Å)	Clash overlap (Å)
2:B:602:THR:HA	2:B:605:ARG:HB2	1.98	0.45
2:B:779:GLY:O	2:B:795:ILE:HA	2.17	0.45
3:C:130:GLY:O	3:C:132:PRO:HD3	2.17	0.45
3:C:175:ALA:HB2	10:J:10:CYS:HB2	1.97	0.45
3:C:237:SER:C	3:C:238:ILE:HG13	2.37	0.45
5:E:96:PHE:CZ	5:E:100:ILE:HD11	2.51	0.45
8:H:15:VAL:HG13	8:H:24:CYS:HB3	1.98	0.45
1:A:444:PHE:CE2	1:A:470:LEU:HD13	2.51	0.45
1:A:489:LEU:C	1:A:490:HIS:CD2	2.90	0.45
1:A:590:ARG:O	1:A:591:PHE:CB	2.57	0.45
1:A:741:ASN:ND2	1:A:741:ASN:C	2.67	0.45
1:A:1004:ASN:HD22	1:A:1007:ILE:HG13	1.82	0.45
1:A:1280:GLU:HB3	1:A:1281:ARG:H	1.61	0.45
1:A:1368:MET:HE3	1:A:1368:MET:HB2	1.74	0.45
1:A:1395:GLY:HA3	1:A:1426:GLU:OE2	2.16	0.45
2:B:44:VAL:O	2:B:45:SER:C	2.54	0.45
2:B:839:MET:HG3	2:B:1010:LEU:HD21	1.98	0.45
2:B:887:HIS:CD2	2:B:888:GLY:H	2.34	0.45
3:C:58:LEU:HD13	3:C:62:PHE:CD2	2.51	0.45
4:D:39:ASN:ND2	4:D:40:HIS:N	2.64	0.45
4:D:54:GLU:CD	4:D:164:ILE:HD11	2.37	0.45
7:G:1:MET:SD	7:G:79:PHE:CE1	3.10	0.45
8:H:4:THR:HG21	8:H:7:ASP:OD2	2.16	0.45
8:H:35:GLN:H	8:H:35:GLN:HG3	1.57	0.45
8:H:47:PHE:CD2	8:H:95:TYR:HD1	2.34	0.45
10:J:17:LYS:HB3	10:J:39:LEU:HD23	1.98	0.45
10:J:56:LEU:O	10:J:60:PHE:CD2	2.70	0.45
1:A:73:GLY:O	1:A:74:MET:C	2.55	0.45
1:A:152:VAL:CG1	1:A:153:PRO:HD2	2.47	0.45
1:A:252:PHE:O	1:A:253:ASN:CB	2.65	0.45
1:A:763:ALA:O	1:A:803:SER:HB3	2.17	0.45
2:B:234:ILE:CG1	2:B:257:LYS:HB3	2.45	0.45
2:B:811:TYR:CD1	2:B:811:TYR:N	2.83	0.45
2:B:878:GLN:N	2:B:934:LYS:HZ3	2.10	0.45
2:B:918:ILE:HG21	2:B:935:ARG:NH2	2.32	0.45
2:B:942:ARG:HD3	2:B:942:ARG:HA	1.67	0.45
2:B:956:THR:HA	2:B:961:LEU:O	2.17	0.45
2:B:1078:GLY:O	2:B:1079:LYS:C	2.55	0.45
4:D:126:ILE:C	4:D:128:VAL:N	2.70	0.45
4:D:146:GLN:O	4:D:149:THR:HG22	2.17	0.45
7:G:14:HIS:HD2	7:G:16:SER:H	1.63	0.45

*Continued on next page...*

Continued from previous page...

Atom-1	Atom-2	Interatomic distance (Å)	Clash overlap (Å)
7:G:104:GLY:C	7:G:106:MET:H	2.20	0.45
12:L:39:SER:O	12:L:40:LEU:CG	2.57	0.45
1:A:598:LEU:HD13	8:H:115:TYR:HE2	1.81	0.45
1:A:897:TYR:HD2	1:A:936:LEU:CD1	2.30	0.45
1:A:1279:ILE:HG22	1:A:1282:VAL:CG2	2.47	0.45
2:B:102:VAL:HG23	2:B:112:LEU:HD22	1.97	0.45
4:D:29:LEU:HB3	4:D:33:PHE:HB2	1.98	0.45
4:D:52:LEU:H	4:D:182:SER:HB3	1.82	0.45
7:G:116:PRO:C	7:G:118:ASP:H	2.19	0.45
11:K:47:ARG:NH1	11:K:51:LEU:HD22	2.32	0.45
1:A:16:GLU:CD	2:B:1220:ARG:HA	2.37	0.45
1:A:55:ASP:HB2	1:A:59:GLY:O	2.17	0.45
1:A:1173:HIS:CB	1:A:1227:ILE:HD13	2.47	0.45
1:A:1188:GLN:OE1	1:A:1241:ARG:HD3	2.17	0.45
2:B:66:ASP:OD1	2:B:422:LYS:HE2	2.17	0.45
2:B:291:ILE:HG21	2:B:300:HIS:CD2	2.52	0.45
2:B:398:ARG:NH1	2:B:398:ARG:CB	2.80	0.45
2:B:950:ASP:HB2	2:B:969:ARG:HB3	1.99	0.45
3:C:67:LEU:HA	3:C:70:ILE:HD11	1.97	0.45
3:C:183:TRP:O	3:C:184:ASN:C	2.55	0.45
3:C:241:ASP:O	3:C:245:VAL:HG23	2.17	0.45
4:D:192:LYS:HD2	4:D:199:ASN:HA	1.98	0.45
5:E:79:TRP:HE1	5:E:81:GLU:HB2	1.82	0.45
6:F:85:MET:SD	6:F:90:ARG:HB2	2.57	0.45
7:G:79:PHE:HD1	7:G:80:LYS:N	2.14	0.45
7:G:106:MET:HG3	7:G:157:ILE:O	2.16	0.45
10:J:7:CYS:CB	10:J:49:MET:HE3	2.47	0.45
11:K:56:VAL:O	11:K:56:VAL:CG1	2.64	0.45
1:A:709:THR:CG2	1:A:710:LEU:N	2.79	0.45
1:A:899:VAL:CG1	1:A:908:LEU:HD21	2.43	0.45
2:B:416:LEU:HD11	2:B:460:ALA:HB3	1.98	0.45
2:B:710:LEU:HA	2:B:733:HIS:HB3	1.98	0.45
2:B:948:ILE:HD12	2:B:969:ARG:HH11	1.81	0.45
2:B:1013:ASN:ND2	2:B:1015:HIS:HD2	2.13	0.45
4:D:129:LEU:O	4:D:132:GLN:HG3	2.17	0.45
4:D:151:PHE:HD1	4:D:151:PHE:N	2.15	0.45
7:G:129:SER:OG	7:G:130:TYR:N	2.49	0.45
7:G:163:ILE:HG13	7:G:163:ILE:O	2.17	0.45
8:H:82:PRO:C	8:H:84:ALA:N	2.68	0.45
1:A:58:LEU:HD13	1:A:244:PRO:HD3	1.97	0.44
1:A:181:LEU:HD23	1:A:181:LEU:HA	1.87	0.44

Continued on next page...

*Continued from previous page...*

Atom-1	Atom-2	Interatomic distance (Å)	Clash overlap (Å)
1:A:814:PHE:C	1:A:814:PHE:CD2	2.90	0.44
1:A:886:ILE:HD11	1:A:943:LEU:O	2.16	0.44
1:A:1132:LYS:HA	1:A:1135:ARG:HB3	1.99	0.44
1:A:1311:VAL:HG11	1:A:1329:THR:HG21	1.99	0.44
1:A:1370:LEU:O	1:A:1371:LEU:C	2.55	0.44
1:A:1445:ILE:CD1	7:G:59:GLY:H	2.29	0.44
2:B:179:CYS:O	2:B:181:LEU:N	2.50	0.44
2:B:219:ALA:HA	2:B:405:ARG:HG2	1.98	0.44
2:B:360:PHE:CZ	2:B:361:LEU:HD13	2.52	0.44
2:B:483:LEU:HG	2:B:485:ARG:HD3	1.98	0.44
2:B:1037:LEU:HD12	2:B:1037:LEU:N	2.32	0.44
2:B:1073:TYR:OH	3:C:179:GLU:HG3	2.17	0.44
2:B:1109:GLY:HA3	2:B:1110:PRO:HD3	1.80	0.44
4:D:35:LEU:HD12	4:D:35:LEU:N	2.25	0.44
4:D:126:ILE:C	4:D:128:VAL:H	2.20	0.44
4:D:185:CYS:HB3	4:D:211:LEU:HD22	1.99	0.44
5:E:187:TYR:CD2	5:E:188:LEU:HD23	2.50	0.44
6:F:101:ILE:CG2	6:F:117:PRO:HB3	2.46	0.44
11:K:23:PRO:HA	11:K:31:VAL:HG22	1.98	0.44
1:A:69:THR:HG21	2:B:1174:LYS:HZ3	1.82	0.44
1:A:93:VAL:HG11	1:A:305:ASP:HB3	1.99	0.44
1:A:425:GLN:CD	1:A:425:GLN:N	2.71	0.44
1:A:434:ARG:HH21	1:A:437:MET:H	1.65	0.44
1:A:506:ALA:C	1:A:508:PRO:HD2	2.38	0.44
1:A:886:ILE:HG13	1:A:943:LEU:HB2	1.98	0.44
1:A:1196:GLU:HG3	1:A:1197:LEU:N	2.31	0.44
1:A:1396:ALA:HB2	1:A:1417:GLU:OE1	2.17	0.44
1:A:1424:VAL:O	1:A:1425:SER:C	2.56	0.44
2:B:101:MET:HB2	2:B:169:ARG:HH12	1.82	0.44
2:B:241:ARG:HH21	2:B:251:ILE:HD13	1.82	0.44
2:B:785:TYR:C	2:B:787:VAL:H	2.20	0.44
8:H:5:LEU:O	8:H:6:PHE:HB2	2.17	0.44
11:K:63:VAL:O	11:K:63:VAL:CG2	2.61	0.44
1:A:27:VAL:O	1:A:29:ALA:N	2.50	0.44
1:A:384:ASN:O	1:A:385:ILE:C	2.54	0.44
1:A:434:ARG:HH21	1:A:437:MET:HG3	1.80	0.44
1:A:664:THR:O	1:A:664:THR:CG2	2.64	0.44
1:A:868:TYR:O	1:A:870:GLU:N	2.50	0.44
1:A:1153:TYR:CZ	1:A:1163:ILE:HD11	2.53	0.44
1:A:1290:LYS:HA	1:A:1299:VAL:O	2.17	0.44
2:B:244:LEU:HD12	2:B:250:PHE:HB2	1.99	0.44

*Continued on next page...*

*Continued from previous page...*

Atom-1	Atom-2	Interatomic distance (Å)	Clash overlap (Å)
2:B:254:LEU:HD22	2:B:361:LEU:CD1	2.47	0.44
2:B:582:VAL:HG22	2:B:626:ILE:HB	1.99	0.44
2:B:750:GLY:H	2:B:753:ALA:HB3	1.80	0.44
2:B:766:ARG:HH21	2:B:1020:ARG:HB3	1.81	0.44
2:B:1076:HIS:CD2	11:K:40:HIS:CD2	3.05	0.44
3:C:109:SER:O	3:C:110:THR:C	2.55	0.44
3:C:129:ILE:HG22	3:C:129:ILE:O	2.16	0.44
5:E:67:GLU:O	5:E:70:SER:HB3	2.17	0.44
5:E:145:THR:HG21	5:E:187:TYR:CE2	2.52	0.44
8:H:82:PRO:HB2	8:H:83:GLN:H	1.67	0.44
11:K:5:ASP:CB	11:K:7:PHE:CZ	2.96	0.44
11:K:114:LEU:O	11:K:114:LEU:HD23	2.17	0.44
1:A:671:ALA:HB3	1:A:676:MET:HG3	1.99	0.44
1:A:1157:ASP:C	1:A:1159:ARG:H	2.20	0.44
1:A:1356:ILE:HG21	1:A:1363:VAL:HG23	1.98	0.44
1:A:1407:GLU:CD	1:A:1407:GLU:H	2.21	0.44
1:A:1435:PRO:HA	1:A:1439:GLY:O	2.18	0.44
2:B:866:TYR:HD2	2:B:870:ILE:HD12	1.82	0.44
2:B:980:PHE:CD1	2:B:980:PHE:N	2.86	0.44
2:B:1003:ALA:HB1	3:C:179:GLU:HB2	1.99	0.44
2:B:1185:CYS:SG	4:D:17:LYS:HE3	2.57	0.44
2:B:1204:PHE:CZ	2:B:1216:LEU:HD21	2.52	0.44
3:C:258:ILE:HG13	11:K:19:LEU:HD11	1.98	0.44
4:D:56:ARG:HB2	4:D:148:LEU:HB3	1.99	0.44
4:D:185:CYS:SG	4:D:186:ASP:N	2.90	0.44
4:D:203:SER:OG	4:D:206:GLU:HB2	2.17	0.44
5:E:98:ILE:HA	5:E:101:GLN:HB3	1.99	0.44
5:E:150:VAL:HG12	5:E:151:PRO:HD2	1.98	0.44
12:L:61:THR:HG21	12:L:63:ARG:NH2	2.32	0.44
1:A:88:LYS:HE2	1:A:205:GLU:OE2	2.17	0.44
1:A:100:LYS:O	1:A:104:GLU:HG3	2.18	0.44
1:A:313:GLN:O	1:A:314:ALA:C	2.56	0.44
1:A:523:ILE:HG22	1:A:528:LEU:HB3	1.99	0.44
1:A:598:LEU:HA	8:H:122:LEU:CD1	2.46	0.44
1:A:670:ILE:HG22	1:A:805:LEU:HD21	1.98	0.44
1:A:886:ILE:HD11	1:A:943:LEU:C	2.37	0.44
1:A:1107:VAL:O	1:A:1107:VAL:CG1	2.64	0.44
2:B:54:PHE:HB2	2:B:410:GLY:HA2	1.99	0.44
2:B:362:PRO:O	2:B:366:GLN:HG3	2.17	0.44
3:C:192:TRP:O	3:C:192:TRP:CE3	2.71	0.44
4:D:202:ILE:HD11	4:D:207:LEU:N	2.32	0.44

*Continued on next page...*

*Continued from previous page...*

Atom-1	Atom-2	Interatomic distance (Å)	Clash overlap (Å)
10:J:7:CYS:HB2	10:J:49:MET:HE3	2.00	0.44
2:B:515:HIS:CG	2:B:516:ASN:H	2.34	0.44
2:B:1076:HIS:CD2	11:K:40:HIS:NE2	2.78	0.44
4:D:66:ARG:HG3	7:G:51:TYR:CD1	2.53	0.44
7:G:99:PHE:HE1	7:G:101:VAL:HG23	1.82	0.44
8:H:94:ASP:O	8:H:95:TYR:HB2	2.17	0.44
12:L:55:ILE:CG1	12:L:56:LEU:H	2.31	0.44
1:A:329:LEU:O	1:A:330:LYS:O	2.36	0.44
1:A:567:LYS:CE	8:H:46:LEU:HB2	2.48	0.44
2:B:879:ARG:HE	2:B:879:ARG:CA	2.31	0.44
2:B:1034:VAL:HA	2:B:1037:LEU:HD12	1.99	0.44
5:E:117:THR:HB	5:E:120:ALA:CB	2.46	0.44
5:E:184:VAL:O	5:E:187:TYR:HB3	2.18	0.44
8:H:81:PRO:O	8:H:82:PRO:O	2.36	0.44
1:A:310:GLY:O	1:A:312:PRO:HD2	2.18	0.44
1:A:595:THR:HG23	1:A:603:ASN:HB2	2.00	0.44
1:A:897:TYR:CD2	1:A:936:LEU:CD1	3.01	0.44
1:A:1163:ILE:HG23	1:A:1164:PRO:HD2	1.99	0.44
1:A:1167:GLU:HA	1:A:1170:ILE:HD12	1.99	0.44
2:B:578:THR:HG23	2:B:622:LYS:C	2.38	0.44
2:B:885:MET:HA	2:B:936:ASP:HB2	2.00	0.44
2:B:911:ILE:HD11	2:B:941:LEU:HB2	2.00	0.44
2:B:1080:LYS:HG3	3:C:180:TYR:OH	2.18	0.44
4:D:173:HIS:C	4:D:175:PHE:N	2.71	0.44
7:G:165:GLU:H	7:G:165:GLU:HG2	1.37	0.44
9:I:7:CYS:HB2	9:I:34:TYR:CD2	2.53	0.44
1:A:35:ILE:H	1:A:35:ILE:CD1	2.20	0.44
1:A:195:ASP:O	1:A:196:GLU:O	2.36	0.44
1:A:254:GLU:O	1:A:255:SER:C	2.56	0.44
1:A:360:GLU:O	1:A:362:ASP:N	2.51	0.44
1:A:633:VAL:O	1:A:636:GLU:N	2.51	0.44
1:A:809:THR:HG21	2:B:730:ARG:HG3	2.00	0.44
1:A:858:ASN:HD22	1:A:858:ASN:N	2.11	0.44
1:A:1215:ARG:HA	1:A:1215:ARG:HD2	1.80	0.44
1:A:1265:ASN:C	1:A:1267:MET:H	2.21	0.44
2:B:121:ASN:HA	2:B:207:GLY:CA	2.48	0.44
2:B:430:ARG:HH11	2:B:430:ARG:CB	2.30	0.44
2:B:1192:TYR:CG	2:B:1218:THR:HG21	2.52	0.44
4:D:33:PHE:CE2	7:G:3:PHE:CD1	3.06	0.44
4:D:178:ALA:O	4:D:181:GLY:N	2.50	0.44
5:E:63:ASN:CB	5:E:64:PRO:HD2	2.47	0.44

*Continued on next page...*

*Continued from previous page...*

Atom-1	Atom-2	Interatomic distance (Å)	Clash overlap (Å)
5:E:90:VAL:O	5:E:90:VAL:CG2	2.66	0.44
7:G:14:HIS:CD2	7:G:15:PRO:CD	3.01	0.44
7:G:143:ILE:HG12	7:G:170:ALA:CA	2.43	0.44
11:K:35:PHE:N	11:K:35:PHE:HD1	2.15	0.44
12:L:26:THR:CG2	12:L:27:LEU:H	2.23	0.44
1:A:14:VAL:HA	2:B:1217:TYR:O	2.18	0.43
1:A:211:PHE:HA	1:A:214:ILE:CD1	2.47	0.43
1:A:663:SER:HB2	2:B:1085:ILE:HG13	1.99	0.43
1:A:690:VAL:HG21	1:A:722:LEU:HD11	1.98	0.43
1:A:809:THR:OG1	1:A:812:GLU:HG3	2.18	0.43
1:A:841:LEU:CD2	1:A:845:LEU:HD11	2.48	0.43
1:A:1018:PHE:O	1:A:1019:CYS:C	2.57	0.43
1:A:1162:VAL:O	1:A:1162:VAL:HG12	2.18	0.43
1:A:1170:ILE:HG22	1:A:1174:PHE:HE1	1.81	0.43
1:A:1397:LEU:HA	1:A:1400:CYS:SG	2.58	0.43
1:A:1398:MET:HE3	1:A:1398:MET:HB2	1.94	0.43
1:A:1402:PHE:O	1:A:1404:GLU:N	2.51	0.43
2:B:225:VAL:HG22	2:B:396:ASP:OD2	2.18	0.43
2:B:878:GLN:OE1	2:B:879:ARG:HG2	2.18	0.43
2:B:913:GLY:HA2	2:B:938:SER:OG	2.17	0.43
2:B:1212:ILE:O	2:B:1212:ILE:CG2	2.66	0.43
3:C:242:GLN:O	3:C:246:ARG:HG2	2.17	0.43
4:D:66:ARG:HD2	4:D:133:THR:HB	1.99	0.43
7:G:160:ILE:HD12	7:G:160:ILE:N	2.32	0.43
1:A:92:HIS:CE1	1:A:1410:PHE:HE2	2.33	0.43
1:A:390:GLN:HE21	1:A:394:ASN:ND2	2.16	0.43
1:A:523:ILE:HD13	1:A:622:VAL:HG23	1.99	0.43
1:A:946:VAL:HG13	5:E:201:LYS:HB3	1.98	0.43
1:A:1106:ASN:O	1:A:1107:VAL:HB	2.18	0.43
1:A:1207:LEU:HD21	1:A:1274:ARG:NE	2.33	0.43
1:A:1223:ASP:HA	1:A:1243:VAL:HG22	1.97	0.43
2:B:205:ILE:O	2:B:207:GLY:N	2.51	0.43
2:B:276:ILE:O	2:B:276:ILE:HG22	2.18	0.43
2:B:313:MET:HE3	2:B:386:LEU:HD13	2.00	0.43
2:B:360:PHE:CD2	2:B:361:LEU:HB2	2.53	0.43
2:B:521:LEU:HD11	2:B:695:ALA:HB2	2.00	0.43
2:B:619:ILE:CG2	2:B:620:ARG:N	2.80	0.43
2:B:1073:TYR:HE2	3:C:180:TYR:CE2	2.36	0.43
3:C:53:THR:HB	3:C:154:LYS:HB2	1.99	0.43
4:D:48:ILE:O	4:D:48:ILE:CG2	2.66	0.43
5:E:24:LYS:HG2	5:E:25:ASP:N	2.34	0.43

*Continued on next page...*

*Continued from previous page...*

Atom-1	Atom-2	Interatomic distance (Å)	Clash overlap (Å)
5:E:98:ILE:HG22	5:E:102:GLU:OE2	2.19	0.43
5:E:147:HIS:HD2	5:E:148:GLU:N	2.16	0.43
8:H:5:LEU:HD22	8:H:133:ASN:O	2.18	0.43
8:H:95:TYR:HE2	8:H:97:MET:CG	2.31	0.43
11:K:23:PRO:CA	11:K:31:VAL:HG13	2.46	0.43
1:A:91:PHE:HE2	1:A:99:ILE:HG21	1.82	0.43
1:A:114:LEU:O	1:A:115:LEU:HG	2.18	0.43
1:A:298:PHE:CE2	1:A:314:ALA:HB2	2.53	0.43
1:A:774:ARG:HG3	1:A:797:LYS:HE3	2.00	0.43
1:A:946:VAL:C	1:A:947:PHE:HD2	2.21	0.43
1:A:1332:PHE:H	1:A:1332:PHE:HD2	1.66	0.43
2:B:125:SER:HB2	2:B:169:ARG:HB3	2.00	0.43
2:B:219:ALA:H	2:B:404:LYS:HA	1.84	0.43
2:B:605:ARG:HG2	2:B:688:GLY:CA	2.48	0.43
3:C:130:GLY:O	3:C:132:PRO:CD	2.67	0.43
6:F:103:MET:CE	7:G:66:GLY:H	2.31	0.43
7:G:41:LYS:HD3	7:G:42:PHE:CZ	2.54	0.43
8:H:37:LYS:O	8:H:38:LEU:HB2	2.19	0.43
1:A:337:ARG:HG2	2:B:1132:GLU:OE2	2.19	0.43
1:A:472:LEU:HD11	2:B:835:GLN:NE2	2.33	0.43
1:A:588:LEU:HG	1:A:589:GLN:N	2.32	0.43
1:A:595:THR:HG23	1:A:603:ASN:CB	2.49	0.43
1:A:804:TYR:HH	1:A:816:HIS:HE2	1.66	0.43
1:A:852:TYR:HD2	1:A:852:TYR:HA	1.70	0.43
1:A:1215:ARG:HA	1:A:1218:GLN:HG2	2.00	0.43
1:A:1215:ARG:HH22	1:A:1272:THR:CB	2.31	0.43
2:B:510:LYS:HG3	2:B:511:PRO:CD	2.27	0.43
2:B:530:GLY:O	2:B:533:CYS:HB2	2.19	0.43
2:B:639:ILE:CG2	2:B:641:GLU:HG2	2.48	0.43
2:B:979:LYS:C	2:B:980:PHE:CD1	2.91	0.43
2:B:1191:ILE:HG22	2:B:1192:TYR:N	2.34	0.43
2:B:1191:ILE:CG2	2:B:1192:TYR:N	2.82	0.43
3:C:191:TYR:HD2	3:C:201:TRP:NE1	2.16	0.43
5:E:142:VAL:HG12	5:E:143:ASN:N	2.33	0.43
6:F:124:GLU:HG2	6:F:129:LYS:O	2.19	0.43
7:G:89:GLY:HA3	7:G:103:VAL:CG2	2.48	0.43
7:G:96:GLN:H	7:G:96:GLN:HG3	1.69	0.43
11:K:91:CYS:O	11:K:94:ILE:HB	2.19	0.43
1:A:7:SER:HB3	2:B:1193:GLN:NE2	2.33	0.43
1:A:37:PHE:N	1:A:37:PHE:CD1	2.87	0.43
1:A:456:MET:CE	1:A:507:VAL:HG23	2.46	0.43

*Continued on next page...*



*Continued from previous page...*

Atom-1	Atom-2	Interatomic distance (Å)	Clash overlap (Å)
1:A:993:LEU:O	1:A:994:GLN:C	2.56	0.43
1:A:1114:PRO:O	1:A:1311:VAL:HG23	2.19	0.43
1:A:1256:GLU:C	1:A:1258:HIS:H	2.22	0.43
2:B:209:GLU:O	2:B:482:VAL:HG12	2.17	0.43
2:B:486:TYR:HD1	2:B:1096:ARG:HH22	1.65	0.43
2:B:514:LEU:HD12	2:B:518:HIS:CD2	2.53	0.43
2:B:516:ASN:H	2:B:516:ASN:ND2	2.16	0.43
2:B:852:ARG:HG2	2:B:973:ILE:HG23	2.00	0.43
2:B:1130:PHE:CE2	2:B:1150:ARG:HG2	2.54	0.43
3:C:9:LYS:O	3:C:20:PHE:HB2	2.18	0.43
3:C:62:PHE:O	3:C:66:ARG:HG2	2.18	0.43
3:C:240:VAL:O	3:C:241:ASP:C	2.56	0.43
3:C:259:LEU:O	3:C:262:LEU:HB2	2.19	0.43
4:D:20:GLU:O	4:D:20:GLU:HG2	2.18	0.43
4:D:71:LYS:O	4:D:74:GLN:HB2	2.19	0.43
4:D:163:VAL:O	4:D:166:LEU:HB3	2.19	0.43
5:E:82:PHE:CD1	5:E:82:PHE:N	2.87	0.43
5:E:138:ALA:HA	5:E:141:VAL:CG2	2.45	0.43
7:G:1:MET:SD	7:G:79:PHE:CD1	3.12	0.43
11:K:43:GLY:O	11:K:47:ARG:HB2	2.17	0.43
11:K:84:LYS:O	11:K:87:LEU:HB3	2.17	0.43
1:A:735:VAL:O	1:A:735:VAL:HG12	2.19	0.43
1:A:1037:LEU:HD13	1:A:1041:ALA:CB	2.49	0.43
2:B:640:VAL:O	2:B:641:GLU:C	2.57	0.43
2:B:641:GLU:HB2	2:B:643:ASP:OD1	2.19	0.43
2:B:693:ILE:HD11	2:B:740:HIS:CD2	2.52	0.43
2:B:745:PRO:HB2	2:B:1047:PHE:CD1	2.53	0.43
2:B:798:TYR:HE1	10:J:4:PRO:HA	1.84	0.43
2:B:866:TYR:HB2	2:B:870:ILE:HB	2.01	0.43
2:B:1023:VAL:HG12	2:B:1027:ILE:CD1	2.46	0.43
3:C:201:TRP:HA	3:C:201:TRP:CE3	2.53	0.43
6:F:83:PRO:HG2	6:F:84:TYR:CD1	2.54	0.43
7:G:106:MET:HG2	7:G:107:LYS:H	1.83	0.43
11:K:45:LEU:HG	11:K:94:ILE:HD13	2.00	0.43
1:A:98:LYS:HE2	1:A:224:PHE:HE1	1.83	0.43
1:A:419:LYS:C	1:A:421:ALA:H	2.21	0.43
1:A:499:ALA:O	1:A:500:GLU:C	2.56	0.43
1:A:548:ASN:HD21	11:K:47:ARG:NH2	2.15	0.43
1:A:679:ILE:CG2	1:A:729:ALA:HB1	2.47	0.43
1:A:852:TYR:CD1	6:F:136:ARG:HB3	2.53	0.43
1:A:1152:ILE:CG2	1:A:1260:LEU:HD23	2.45	0.43

*Continued on next page...*

*Continued from previous page...*

Atom-1	Atom-2	Interatomic distance (Å)	Clash overlap (Å)
2:B:100:PRO:HB2	2:B:180:TYR:HE1	1.84	0.43
2:B:102:VAL:CG2	2:B:112:LEU:HD22	2.49	0.43
2:B:181:LEU:O	2:B:182:SER:C	2.57	0.43
2:B:240:ILE:HD12	2:B:241:ARG:H	1.83	0.43
2:B:583:ASN:HD21	2:B:628:THR:HG22	1.84	0.43
2:B:660:LYS:O	2:B:663:ALA:HB3	2.18	0.43
2:B:796:LEU:HD23	2:B:799:PRO:HA	1.99	0.43
2:B:877:PRO:CA	2:B:934:LYS:HZ3	2.32	0.43
2:B:900:ALA:O	2:B:903:VAL:HG23	2.18	0.43
2:B:1026:LEU:H	2:B:1026:LEU:HG	1.56	0.43
3:C:100:THR:HB	3:C:119:VAL:HG23	2.01	0.43
4:D:119:ARG:HB2	4:D:221:TYR:CE1	2.53	0.43
4:D:192:LYS:HD2	4:D:199:ASN:N	2.33	0.43
5:E:63:ASN:CB	5:E:64:PRO:CD	2.96	0.43
6:F:85:MET:O	6:F:155:LEU:HD21	2.19	0.43
7:G:84:GLY:HA2	7:G:146:LYS:HE2	2.00	0.43
7:G:121:PHE:HB2	7:G:130:TYR:CE2	2.54	0.43
1:A:37:PHE:HB2	1:A:52:GLY:HA3	2.00	0.43
1:A:59:GLY:HA3	1:A:244:PRO:HG2	2.01	0.43
1:A:185:TRP:HZ3	1:A:200:ARG:HB3	1.84	0.43
1:A:535:THR:HG21	1:A:617:VAL:HG23	2.00	0.43
1:A:578:LEU:O	1:A:580:VAL:N	2.52	0.43
2:B:533:CYS:C	2:B:535:LEU:N	2.72	0.43
2:B:651:LEU:O	2:B:654:ARG:NE	2.50	0.43
2:B:1212:ILE:O	2:B:1214:PRO:HD3	2.17	0.43
5:E:74:ASP:N	5:E:74:ASP:OD1	2.51	0.43
8:H:6:PHE:CD2	8:H:7:ASP:N	2.87	0.43
11:K:31:VAL:CG1	11:K:32:VAL:N	2.82	0.43
1:A:27:VAL:C	1:A:29:ALA:N	2.71	0.43
1:A:135:PHE:CD1	1:A:222:LEU:CD2	2.98	0.43
1:A:338:GLY:HA2	2:B:1129:ARG:NH2	2.34	0.43
1:A:851:HIS:CB	6:F:139:PRO:HG3	2.48	0.43
1:A:985:ASP:O	1:A:986:ILE:C	2.57	0.43
1:A:1219:THR:HG23	1:A:1220:PHE:N	2.33	0.43
2:B:115:GLN:O	2:B:118:ARG:HB2	2.19	0.43
2:B:333:PHE:CD2	2:B:333:PHE:O	2.72	0.43
2:B:498:THR:O	2:B:536:VAL:HA	2.18	0.43
2:B:557:PHE:O	2:B:561:TRP:HD1	2.02	0.43
2:B:764:SER:N	2:B:765:PRO:CD	2.81	0.43
2:B:1033:LYS:O	2:B:1036:ALA:HB3	2.19	0.43
4:D:175:PHE:O	4:D:176:GLU:C	2.57	0.43

*Continued on next page...*

*Continued from previous page...*

Atom-1	Atom-2	Interatomic distance (Å)	Clash overlap (Å)
7:G:138:THR:O	7:G:140:LYS:N	2.51	0.43
12:L:63:ARG:O	12:L:64:LEU:C	2.57	0.43
1:A:22:PHE:HB3	2:B:1211:ASN:ND2	2.34	0.43
1:A:744:LYS:O	1:A:748:MET:CB	2.65	0.43
2:B:222:ILE:C	2:B:240:ILE:HD13	2.39	0.43
2:B:281:PRO:HG2	2:B:284:ILE:HG13	2.00	0.43
2:B:352:ALA:O	2:B:353:LYS:C	2.58	0.43
2:B:541:LEU:HD12	2:B:747:MET:HE1	2.00	0.43
2:B:839:MET:CE	2:B:980:PHE:HB2	2.48	0.43
2:B:841:MET:HE3	2:B:1010:LEU:HG	2.00	0.43
2:B:998:ASP:OD1	2:B:998:ASP:N	2.51	0.43
2:B:1167:GLY:HA3	2:B:1215:ARG:HA	2.00	0.43
3:C:46:ILE:HG13	3:C:72:LEU:HD21	2.01	0.43
5:E:190:LEU:N	5:E:190:LEU:HD23	2.33	0.43
7:G:91:VAL:HG12	7:G:92:VAL:N	2.34	0.43
12:L:55:ILE:HG12	12:L:56:LEU:N	2.34	0.43
1:A:15:LYS:HG3	2:B:1219:ASP:HA	2.01	0.42
1:A:34:LYS:NZ	1:A:57:ARG:NH1	2.67	0.42
1:A:42:ASP:HB3	1:A:45:GLN:CA	2.49	0.42
1:A:53:LEU:CD2	1:A:54:ASN:H	2.19	0.42
1:A:853:ASP:OD1	1:A:855:THR:CB	2.67	0.42
2:B:59:LEU:HD21	2:B:128:LEU:HD11	2.01	0.42
2:B:215:GLN:HE21	2:B:476:ARG:HH11	1.67	0.42
2:B:294:ASP:OD1	9:I:12:ASN:HA	2.19	0.42
2:B:638:PHE:HB2	2:B:741:CYS:HB3	2.00	0.42
2:B:724:ASP:HB3	2:B:727:LYS:CG	2.48	0.42
2:B:857:ARG:HG2	2:B:858:SER:H	1.83	0.42
2:B:1106:ARG:CZ	2:B:1110:PRO:HD2	2.48	0.42
4:D:145:MET:O	4:D:149:THR:HG22	2.18	0.42
4:D:188:ALA:CA	4:D:191:ALA:HB3	2.33	0.42
11:K:94:ILE:O	11:K:98:LEU:HG	2.18	0.42
11:K:107:THR:O	11:K:111:LEU:HG	2.19	0.42
1:A:224:PHE:HE2	1:A:231:PRO:HA	1.83	0.42
1:A:343:LYS:HG2	2:B:1151:LEU:HD12	2.02	0.42
1:A:526:ASP:HB2	2:B:835:GLN:OE1	2.19	0.42
1:A:661:GLY:CA	2:B:1081:LEU:HD22	2.49	0.42
1:A:662:PHE:O	2:B:828:ALA:HA	2.18	0.42
1:A:821:ARG:O	1:A:825:ILE:HG13	2.19	0.42
1:A:845:LEU:O	1:A:1065:GLY:HA3	2.19	0.42
2:B:736:THR:HA	2:B:738:PHE:CE1	2.54	0.42
2:B:807:ARG:HB3	2:B:807:ARG:HH11	1.84	0.42

*Continued on next page...*

*Continued from previous page...*

Atom-1	Atom-2	Interatomic distance (Å)	Clash overlap (Å)
2:B:1043:ASP:O	2:B:1050:ILE:HD11	2.19	0.42
2:B:1173:ALA:HB1	2:B:1175:LEU:HD21	2.01	0.42
3:C:45:ALA:HA	3:C:72:LEU:HD13	2.00	0.42
3:C:70:ILE:HG22	3:C:71:PRO:CD	2.48	0.42
4:D:56:ARG:CD	4:D:149:THR:HA	2.43	0.42
4:D:198:LEU:N	4:D:198:LEU:HD23	2.34	0.42
5:E:92:THR:O	5:E:95:THR:HB	2.19	0.42
5:E:185:ALA:CA	5:E:190:LEU:HG	2.49	0.42
6:F:87:LYS:HG3	6:F:88:TYR:CE1	2.52	0.42
12:L:31:CYS:O	12:L:35:SER:HA	2.19	0.42
1:A:619:LYS:O	1:A:623:GLY:HA3	2.19	0.42
1:A:783:THR:HG21	1:A:796:SER:O	2.19	0.42
1:A:845:LEU:O	1:A:846:GLU:C	2.58	0.42
1:A:1025:ARG:O	1:A:1035:TYR:HE1	2.02	0.42
1:A:1100:ARG:HA	1:A:1103:GLU:OE1	2.20	0.42
1:A:1109:LYS:HA	1:A:1109:LYS:HD2	1.71	0.42
1:A:1161:THR:H	1:A:1170:ILE:HD13	1.84	0.42
1:A:1325:THR:O	5:E:148:GLU:HB3	2.20	0.42
1:A:1362:TYR:CE1	1:A:1363:VAL:O	2.72	0.42
1:A:1402:PHE:CD1	1:A:1403:GLU:HG2	2.54	0.42
2:B:70:ILE:HG13	2:B:429:PHE:HZ	1.84	0.42
2:B:281:PRO:O	2:B:283:VAL:N	2.53	0.42
2:B:459:TYR:O	2:B:463:THR:OG1	2.38	0.42
2:B:522:VAL:HG12	2:B:523:CYS:H	1.78	0.42
2:B:610:ASN:HA	2:B:611:PRO:HD3	1.92	0.42
3:C:167:HIS:HA	11:K:6:ARG:HH12	1.84	0.42
5:E:167:ARG:O	5:E:168:TYR:CG	2.72	0.42
10:J:17:LYS:O	10:J:18:TRP:C	2.56	0.42
11:K:30:ALA:HB2	11:K:76:GLN:CG	2.49	0.42
1:A:41:MET:O	1:A:42:ASP:O	2.37	0.42
1:A:109:HIS:NE2	1:A:169:ASN:ND2	2.67	0.42
1:A:446:ARG:HB2	1:A:487:MET:CE	2.49	0.42
1:A:474:VAL:HG23	1:A:521:MET:CE	2.47	0.42
1:A:809:THR:HG23	1:A:812:GLU:OE1	2.19	0.42
1:A:1397:LEU:N	1:A:1397:LEU:HD23	2.35	0.42
2:B:566:LEU:HD22	2:B:586:TRP:O	2.20	0.42
2:B:641:GLU:HB2	2:B:643:ASP:OD2	2.19	0.42
2:B:707:PRO:HB3	2:B:741:CYS:SG	2.58	0.42
3:C:69:LEU:O	10:J:6:ARG:NH1	2.52	0.42
4:D:173:HIS:O	4:D:175:PHE:N	2.53	0.42
1:A:92:HIS:CE1	1:A:1410:PHE:CE2	3.06	0.42

*Continued on next page...*

Continued from previous page...

Atom-1	Atom-2	Interatomic distance (Å)	Clash overlap (Å)
1:A:568:PRO:HB2	3:C:221:TYR:CE1	2.55	0.42
1:A:571:LEU:HD22	8:H:46:LEU:HD11	2.01	0.42
1:A:848:ILE:HA	1:A:857:ARG:O	2.20	0.42
1:A:904:THR:O	1:A:904:THR:HG22	2.19	0.42
1:A:1095:THR:HB	1:A:1100:ARG:HB2	2.01	0.42
1:A:1152:ILE:HG13	9:I:44:TYR:CD2	2.54	0.42
1:A:1450:LEU:HD21	7:G:19:GLY:O	2.19	0.42
2:B:378:LEU:O	2:B:378:LEU:HD12	2.19	0.42
2:B:498:THR:O	2:B:536:VAL:HG13	2.19	0.42
2:B:627:PHE:CE1	2:B:696:GLU:HG2	2.55	0.42
2:B:830:TYR:HB3	2:B:831:SER:H	1.44	0.42
2:B:1040:ASN:O	2:B:1041:GLU:C	2.57	0.42
4:D:167:LEU:C	4:D:169:SER:N	2.70	0.42
5:E:135:PHE:HD2	5:E:140:LEU:HD21	1.83	0.42
6:F:88:TYR:CD1	6:F:88:TYR:N	2.86	0.42
10:J:9:SER:HB2	10:J:45:CYS:CB	2.50	0.42
12:L:55:ILE:HG12	12:L:56:LEU:H	1.85	0.42
1:A:41:MET:HA	1:A:49:LYS:HA	2.01	0.42
1:A:59:GLY:O	1:A:244:PRO:HG2	2.19	0.42
1:A:548:ASN:ND2	11:K:47:ARG:HH21	2.15	0.42
1:A:647:GLY:O	1:A:648:ASN:C	2.57	0.42
1:A:661:GLY:O	1:A:662:PHE:HB2	2.19	0.42
1:A:907:THR:HG21	1:A:920:LEU:HD21	2.01	0.42
1:A:919:ILE:HD11	1:A:925:LEU:CD1	2.49	0.42
1:A:1211:GLN:O	1:A:1214:GLU:HB2	2.19	0.42
2:B:205:ILE:O	2:B:206:ASN:C	2.57	0.42
2:B:817:LEU:N	2:B:818:PRO:CD	2.81	0.42
2:B:916:THR:HA	2:B:917:PRO:HD3	1.82	0.42
3:C:181:ASP:CG	3:C:186:LEU:HD13	2.40	0.42
5:E:116:ILE:HG22	5:E:120:ALA:HB3	2.01	0.42
5:E:162:ARG:NH1	5:E:162:ARG:HB3	2.34	0.42
8:H:130:ARG:N	8:H:130:ARG:HD3	2.35	0.42
1:A:151:ASP:OD1	1:A:163:SER:HB3	2.19	0.42
1:A:344:ARG:HA	2:B:1129:ARG:HA	2.02	0.42
1:A:424:ILE:HG22	1:A:425:GLN:O	2.19	0.42
1:A:532:ARG:C	1:A:534:LEU:H	2.22	0.42
1:A:914:GLU:HB2	1:A:979:SER:O	2.19	0.42
1:A:946:VAL:HG22	5:E:201:LYS:CD	2.44	0.42
1:A:1291:VAL:CG2	1:A:1292:PRO:HD2	2.49	0.42
2:B:129:PHE:CD2	2:B:166:PHE:HB2	2.54	0.42
2:B:286:PHE:CE1	2:B:378:LEU:HG	2.54	0.42

Continued on next page...

*Continued from previous page...*

Atom-1	Atom-2	Interatomic distance (Å)	Clash overlap (Å)
2:B:745:PRO:O	2:B:747:MET:N	2.53	0.42
3:C:47:ASP:OD2	3:C:170:TRP:HH2	2.02	0.42
3:C:167:HIS:CD2	12:L:70:ARG:CG	3.03	0.42
3:C:187:LYS:HA	3:C:187:LYS:HD3	1.77	0.42
4:D:53:SER:O	4:D:54:GLU:C	2.57	0.42
4:D:146:GLN:HA	4:D:149:THR:HG22	2.02	0.42
5:E:17:ARG:O	5:E:21:GLU:HG3	2.19	0.42
6:F:82:THR:CG2	6:F:83:PRO:HD2	2.50	0.42
7:G:79:PHE:CE2	7:G:105:PRO:HD2	2.55	0.42
1:A:89:PRO:HD2	1:A:205:GLU:HG3	2.02	0.42
1:A:555:ASP:OD2	1:A:644:LYS:HE2	2.20	0.42
1:A:779:PHE:CZ	2:B:517:THR:HA	2.55	0.42
1:A:811:GLN:H	1:A:811:GLN:CD	2.23	0.42
1:A:851:HIS:HB3	6:F:139:PRO:HG3	2.02	0.42
1:A:1163:ILE:CG2	1:A:1164:PRO:HD2	2.50	0.42
1:A:1284:MET:CA	1:A:1306:LEU:HD23	2.50	0.42
2:B:277:LYS:HD3	2:B:277:LYS:N	2.35	0.42
2:B:514:LEU:HD12	2:B:514:LEU:HA	1.91	0.42
2:B:792:MET:O	2:B:793:ALA:HB2	2.20	0.42
2:B:877:PRO:C	2:B:878:GLN:HG3	2.40	0.42
2:B:1130:PHE:HD2	2:B:1151:LEU:HD11	1.85	0.42
2:B:1166:CYS:C	2:B:1168:LEU:N	2.73	0.42
3:C:77:ILE:HD12	3:C:77:ILE:O	2.19	0.42
1:A:522:GLY:HA2	1:A:630:ILE:CD1	2.50	0.42
1:A:607:ILE:HG12	1:A:612:ILE:HA	2.02	0.42
2:B:123:THR:C	2:B:125:SER:H	2.23	0.42
2:B:335:GLY:HA2	2:B:348:ARG:HB2	2.01	0.42
2:B:405:ARG:HA	2:B:631:GLY:O	2.19	0.42
2:B:461:LEU:HD12	2:B:461:LEU:HA	1.85	0.42
2:B:597:MET:HA	2:B:597:MET:HE2	2.00	0.42
2:B:650:GLU:HG3	2:B:651:LEU:H	1.84	0.42
2:B:1174:LYS:O	2:B:1176:ASN:N	2.44	0.42
3:C:136:ASP:OD2	3:C:137:LYS:N	2.53	0.42
6:F:146:TRP:HB3	6:F:151:LEU:CD1	2.49	0.42
10:J:31:ASP:OD1	10:J:34:THR:HB	2.20	0.42
11:K:47:ARG:NH1	11:K:47:ARG:HB3	2.35	0.42
1:A:61:ILE:HG22	1:A:62:ASP:H	1.84	0.42
1:A:101:LYS:HG2	1:A:139:TRP:CE2	2.55	0.42
1:A:225:ASN:HD22	1:A:227:VAL:H	1.68	0.42
1:A:396:PRO:O	1:A:397:ASN:CG	2.58	0.42
1:A:442:VAL:HG12	1:A:490:HIS:O	2.20	0.42

*Continued on next page...*

*Continued from previous page...*

Atom-1	Atom-2	Interatomic distance (Å)	Clash overlap (Å)
1:A:565:ILE:O	1:A:570:PRO:HA	2.20	0.42
1:A:670:ILE:HG22	1:A:805:LEU:HD11	2.01	0.42
1:A:802:ASN:ND2	2:B:728:ARG:HB2	2.35	0.42
1:A:963:ILE:HD11	1:A:1048:ASN:CB	2.48	0.42
1:A:1035:TYR:O	1:A:1036:ARG:CB	2.58	0.42
1:A:1156:PRO:HA	1:A:1190:PRO:CB	2.35	0.42
1:A:1426:GLU:H	1:A:1426:GLU:HG2	1.51	0.42
2:B:467:GLY:HA3	2:B:475:SER:HB3	2.01	0.42
2:B:515:HIS:CG	2:B:516:ASN:N	2.88	0.42
2:B:515:HIS:O	2:B:518:HIS:HB2	2.20	0.42
2:B:641:GLU:HB2	2:B:643:ASP:CG	2.40	0.42
2:B:785:TYR:CE2	10:J:60:PHE:HE1	2.37	0.42
2:B:840:ILE:HG21	2:B:1011:ILE:HD12	2.02	0.42
2:B:899:ILE:CG2	2:B:949:VAL:HG21	2.42	0.42
2:B:1074:ASN:OD1	2:B:1075:GLY:N	2.53	0.42
5:E:54:GLN:O	5:E:57:MET:HB3	2.20	0.42
5:E:100:ILE:HG23	5:E:105:PHE:HB2	2.01	0.42
6:F:125:LEU:HA	6:F:130:ILE:HD11	2.01	0.42
6:F:127:GLU:O	6:F:128:LYS:C	2.57	0.42
7:G:79:PHE:HD2	7:G:105:PRO:HD2	1.85	0.42
1:A:61:ILE:HG22	1:A:62:ASP:N	2.35	0.41
1:A:316:GLN:O	1:A:317:LYS:C	2.58	0.41
1:A:335:ARG:HA	1:A:339:ASN:ND2	2.27	0.41
1:A:403:LYS:HB3	1:A:404:TYR:CD1	2.54	0.41
1:A:425:GLN:NE2	1:A:425:GLN:N	2.54	0.41
1:A:451:HIS:O	1:A:452:LYS:C	2.57	0.41
1:A:503:GLN:OE1	1:A:503:GLN:HA	2.20	0.41
1:A:795:GLU:CD	1:A:795:GLU:N	2.71	0.41
1:A:899:VAL:CB	1:A:929:LEU:HD12	2.36	0.41
1:A:1099:PRO:HG2	1:A:1100:ARG:H	1.85	0.41
1:A:1102:LYS:O	1:A:1103:GLU:C	2.57	0.41
1:A:1215:ARG:O	1:A:1216:ILE:C	2.58	0.41
1:A:1242:VAL:O	1:A:1243:VAL:CG1	2.67	0.41
1:A:1264:GLU:HG3	1:A:1265:ASN:OD1	2.20	0.41
1:A:1300:LYS:C	1:A:1302:PRO:HD3	2.40	0.41
1:A:1317:MET:HE1	1:A:1338:VAL:HG11	2.01	0.41
2:B:278:GLN:HB3	2:B:279:ASP:H	1.69	0.41
2:B:563:MET:HE1	2:B:580:VAL:HG11	2.02	0.41
2:B:651:LEU:C	2:B:653:VAL:H	2.24	0.41
2:B:860:MET:HG3	2:B:965:LYS:HG2	2.01	0.41
2:B:900:ALA:HA	2:B:901:PRO:HD3	1.86	0.41

*Continued on next page...*



Continued from previous page...

Atom-1	Atom-2	Interatomic distance (Å)	Clash overlap (Å)
3:C:245:VAL:O	3:C:246:ARG:C	2.58	0.41
5:E:152:LYS:HD2	5:E:152:LYS:HA	1.86	0.41
7:G:146:LYS:HB2	7:G:168:LEU:HD11	2.02	0.41
7:G:160:ILE:CG2	7:G:161:GLY:N	2.81	0.41
7:G:163:ILE:HA	7:G:168:LEU:HD13	2.02	0.41
11:K:55:LYS:HB2	11:K:81:TYR:CE1	2.55	0.41
1:A:162:VAL:HG12	1:A:163:SER:H	1.85	0.41
1:A:284:ALA:HB1	1:A:289:ILE:HD11	2.03	0.41
1:A:399:HIS:O	1:A:435:HIS:HD2	2.04	0.41
1:A:474:VAL:HG23	1:A:477:PRO:HG2	2.02	0.41
1:A:475:THR:HG23	1:A:476:SER:N	2.35	0.41
1:A:541:ILE:HD12	1:A:577:ILE:CD1	2.49	0.41
1:A:580:VAL:O	1:A:580:VAL:HG12	2.19	0.41
1:A:654:ASN:O	1:A:657:LEU:HB3	2.20	0.41
1:A:767:GLN:HE21	1:A:774:ARG:HB2	1.81	0.41
1:A:1277:GLU:O	1:A:1278:ASN:HB2	2.19	0.41
2:B:68:THR:HG22	2:B:91:SER:CA	2.50	0.41
2:B:565:PRO:C	2:B:567:GLU:N	2.73	0.41
2:B:778:MET:SD	2:B:794:ASN:HB3	2.59	0.41
2:B:781:PHE:CD1	2:B:782:LEU:HG	2.54	0.41
2:B:1051:THR:HB	2:B:1054:GLY:H	1.84	0.41
3:C:16:ASP:HA	3:C:240:VAL:HG13	2.02	0.41
3:C:77:ILE:CA	3:C:129:ILE:HD11	2.49	0.41
3:C:93:ASP:O	3:C:127:ARG:NH2	2.52	0.41
3:C:124:LEU:HD23	3:C:126:GLY:HA2	2.02	0.41
4:D:213:GLU:O	4:D:216:ASN:HB2	2.20	0.41
5:E:131:THR:C	5:E:132:ILE:HG13	2.41	0.41
9:I:15:TYR:N	9:I:15:TYR:HD1	2.16	0.41
11:K:5:ASP:O	11:K:6:ARG:C	2.59	0.41
11:K:99:GLY:O	11:K:102:LYS:HB3	2.20	0.41
1:A:389:THR:N	1:A:426:LEU:HD11	2.35	0.41
1:A:501:LEU:HA	1:A:505:CYS:SG	2.60	0.41
1:A:1396:ALA:HA	1:A:1399:ARG:CZ	2.49	0.41
2:B:487:THR:O	2:B:490:SER:N	2.53	0.41
2:B:549:THR:CG2	2:B:550:ASP:H	2.32	0.41
2:B:846:ILE:HG23	2:B:974:PRO:HG2	2.02	0.41
2:B:1038:SER:O	10:J:33:GLY:HA3	2.20	0.41
4:D:123:LEU:HD22	4:D:149:THR:HG21	2.02	0.41
4:D:216:ASN:C	4:D:218:GLU:N	2.73	0.41
5:E:121:MET:C	5:E:123:LEU:H	2.23	0.41
1:A:258:GLY:O	1:A:259:GLU:O	2.39	0.41

Continued on next page...

*Continued from previous page...*

Atom-1	Atom-2	Interatomic distance (Å)	Clash overlap (Å)
1:A:528:LEU:CG	1:A:529:CYS:N	2.81	0.41
1:A:562:THR:CG2	1:A:563:PRO:HD2	2.50	0.41
1:A:690:VAL:HG23	1:A:721:PHE:HD1	1.85	0.41
1:A:829:VAL:HG11	2:B:508:LEU:HD13	2.03	0.41
1:A:1097:GLY:O	1:A:1098:VAL:C	2.59	0.41
2:B:21:GLU:O	2:B:21:GLU:HG3	2.21	0.41
2:B:248:SER:O	2:B:249:ARG:C	2.59	0.41
2:B:519:TRP:HE1	2:B:635:ARG:NH2	2.18	0.41
2:B:754:SER:HB2	2:B:812:LEU:CD1	2.49	0.41
2:B:778:MET:HE2	2:B:1094:ARG:HG2	2.03	0.41
2:B:1107:ALA:O	2:B:1108:ARG:HB3	2.18	0.41
3:C:114:TYR:C	3:C:116:LYS:H	2.24	0.41
4:D:48:ILE:HG21	7:G:4:ILE:HB	2.01	0.41
4:D:198:LEU:O	4:D:199:ASN:HB2	2.20	0.41
5:E:45:LYS:HB3	5:E:46:TYR:CE1	2.54	0.41
6:F:152:ILE:HG22	6:F:153:VAL:H	1.85	0.41
9:I:17:ARG:CG	9:I:18:GLU:H	2.31	0.41
11:K:11:LEU:HA	11:K:11:LEU:HD22	1.65	0.41
1:A:35:ILE:HG13	1:A:52:GLY:O	2.21	0.41
1:A:767:GLN:HE22	1:A:797:LYS:CB	2.34	0.41
1:A:784:LEU:O	1:A:786:HIS:N	2.53	0.41
1:A:1006:ILE:HD12	5:E:167:ARG:HB2	2.01	0.41
1:A:1011:GLN:HE22	1:A:1015:VAL:CG2	2.32	0.41
1:A:1280:GLU:O	1:A:1281:ARG:C	2.58	0.41
1:A:1343:ALA:O	1:A:1346:ALA:HB3	2.21	0.41
1:A:1362:TYR:CD1	1:A:1363:VAL:N	2.87	0.41
2:B:179:CYS:C	2:B:181:LEU:N	2.74	0.41
2:B:596:LEU:HD21	2:B:624:LEU:HD22	2.03	0.41
2:B:706:GLN:C	2:B:708:GLU:H	2.24	0.41
3:C:124:LEU:C	3:C:126:GLY:N	2.73	0.41
4:D:194:LEU:N	4:D:194:LEU:CD2	2.82	0.41
5:E:213:ILE:CG1	5:E:214:CYS:N	2.81	0.41
6:F:96:THR:HG22	6:F:100:GLN:OE1	2.20	0.41
1:A:512:VAL:O	1:A:512:VAL:HG12	2.20	0.41
1:A:531:ILE:CG1	1:A:578:LEU:HD21	2.51	0.41
1:A:578:LEU:C	1:A:580:VAL:N	2.74	0.41
1:A:1120:LEU:HD12	1:A:1120:LEU:N	2.35	0.41
1:A:1166:ASP:O	1:A:1170:ILE:HG13	2.21	0.41
1:A:1259:MET:HG3	1:A:1263:ILE:HD11	2.03	0.41
1:A:1263:ILE:HG13	1:A:1263:ILE:H	1.43	0.41
2:B:119:LEU:HD23	2:B:953:LEU:CD1	2.49	0.41

*Continued on next page...*

*Continued from previous page...*

Atom-1	Atom-2	Interatomic distance (Å)	Clash overlap (Å)
2:B:120:ARG:HG2	2:B:955:THR:HG21	2.01	0.41
2:B:121:ASN:N	2:B:121:ASN:HD22	2.19	0.41
2:B:547:VAL:HG12	2:B:612:GLU:OE2	2.20	0.41
2:B:637:LEU:HD13	2:B:740:HIS:HB2	2.01	0.41
2:B:650:GLU:CG	2:B:651:LEU:N	2.82	0.41
2:B:850:LEU:HA	10:J:8:PHE:HE1	1.84	0.41
3:C:53:THR:CG2	3:C:152:GLU:HB3	2.51	0.41
3:C:123:ASN:ND2	3:C:125:MET:HG2	2.36	0.41
4:D:180:LEU:HD11	4:D:198:LEU:HD11	2.01	0.41
5:E:30:ILE:HG23	5:E:34:GLU:HB3	2.01	0.41
10:J:18:TRP:CH2	10:J:22:LEU:HD11	2.55	0.41
12:L:67:PHE:CD1	12:L:67:PHE:N	2.89	0.41
1:A:75:ASN:O	1:A:76:GLU:HB2	2.20	0.41
1:A:125:ALA:HA	1:A:128:ILE:CD1	2.51	0.41
1:A:284:ALA:CB	1:A:289:ILE:HD11	2.50	0.41
1:A:285:PRO:O	1:A:288:ALA:N	2.53	0.41
1:A:919:ILE:HD11	1:A:925:LEU:HD11	2.02	0.41
1:A:952:ALA:C	1:A:954:TRP:HD1	2.23	0.41
1:A:1068:ALA:HB1	1:A:1367:HIS:HA	2.03	0.41
1:A:1265:ASN:C	1:A:1267:MET:N	2.73	0.41
1:A:1437:GLY:C	1:A:1439:GLY:H	2.23	0.41
2:B:114:PRO:O	2:B:115:GLN:C	2.57	0.41
2:B:243:ALA:HA	2:B:250:PHE:O	2.19	0.41
2:B:976:ILE:HD13	2:B:976:ILE:HA	1.85	0.41
3:C:37:MET:HE2	3:C:37:MET:HB2	1.65	0.41
3:C:73:GLN:O	3:C:129:ILE:HA	2.20	0.41
3:C:148:ARG:H	3:C:151:GLN:CG	2.26	0.41
4:D:202:ILE:HG12	4:D:207:LEU:HB2	2.02	0.41
6:F:85:MET:HA	6:F:151:LEU:HD23	2.02	0.41
7:G:21:ARG:O	7:G:22:MET:C	2.59	0.41
1:A:243:PRO:O	1:A:246:VAL:HG23	2.21	0.41
1:A:335:ARG:HD3	1:A:335:ARG:HA	1.82	0.41
1:A:339:ASN:HB3	2:B:1117:GLN:HE22	1.86	0.41
1:A:445:ASN:HB2	1:A:455:MET:HA	2.03	0.41
1:A:954:TRP:HA	1:A:955:PRO:HD3	1.97	0.41
1:A:1025:ARG:HA	1:A:1030:ARG:CD	2.51	0.41
1:A:1101:LEU:HB2	1:A:1355:VAL:HG11	2.02	0.41
1:A:1293:SER:OG	1:A:1295:THR:HG22	2.21	0.41
2:B:235:SER:CB	2:B:236:HIS:HD2	2.33	0.41
2:B:430:ARG:CG	2:B:430:ARG:NH1	2.63	0.41
2:B:877:PRO:HA	2:B:934:LYS:HZ3	1.84	0.41

*Continued on next page...*

*Continued from previous page...*

Atom-1	Atom-2	Interatomic distance (Å)	Clash overlap (Å)
2:B:1007:VAL:CG2	2:B:1008:PRO:N	2.83	0.41
2:B:1034:VAL:HA	2:B:1037:LEU:HD11	2.03	0.41
2:B:1132:GLU:O	2:B:1135:ARG:HB3	2.21	0.41
3:C:58:LEU:HD13	3:C:62:PHE:CE2	2.56	0.41
3:C:167:HIS:ND1	3:C:167:HIS:C	2.74	0.41
5:E:12:LEU:HD13	5:E:12:LEU:HA	1.82	0.41
5:E:13:TRP:O	5:E:16:PHE:HB3	2.21	0.41
5:E:136:ASN:OD1	5:E:138:ALA:N	2.54	0.41
1:A:120:GLU:HG3	1:A:123:ARG:NH1	2.36	0.41
1:A:385:ILE:CG1	1:A:428:TYR:HE2	2.33	0.41
1:A:445:ASN:O	1:A:487:MET:HE3	2.20	0.41
1:A:446:ARG:HB3	1:A:478:TYR:HB3	2.01	0.41
1:A:545:GLN:O	1:A:546:VAL:C	2.59	0.41
1:A:710:LEU:H	1:A:710:LEU:HD12	1.85	0.41
1:A:809:THR:CG2	2:B:730:ARG:HG3	2.51	0.41
1:A:830:LYS:HE2	1:A:1081:LEU:HB2	2.03	0.41
1:A:1061:GLY:O	1:A:1062:GLU:C	2.59	0.41
1:A:1153:TYR:CB	1:A:1192:LEU:HD23	2.47	0.41
1:A:1213:GLY:O	1:A:1217:LYS:HB2	2.21	0.41
1:A:1216:ILE:H	1:A:1216:ILE:HG13	1.71	0.41
1:A:1365:TYR:HA	1:A:1368:MET:HE1	2.02	0.41
2:B:56:ASP:HB3	2:B:57:TYR:CE1	2.55	0.41
2:B:167:ILE:HD12	2:B:167:ILE:N	2.36	0.41
2:B:205:ILE:HG22	2:B:206:ASN:N	2.35	0.41
2:B:435:THR:C	2:B:437:GLU:H	2.24	0.41
2:B:512:ARG:O	2:B:513:GLN:O	2.39	0.41
2:B:822:ASN:N	2:B:822:ASN:ND2	2.69	0.41
2:B:841:MET:O	2:B:993:THR:HA	2.21	0.41
2:B:874:PHE:HD1	2:B:962:LYS:HD3	1.85	0.41
2:B:983:ARG:NH1	2:B:1091:TYR:HB3	2.35	0.41
2:B:1166:CYS:O	2:B:1166:CYS:SG	2.78	0.41
3:C:70:ILE:HA	3:C:71:PRO:HD3	1.86	0.41
3:C:180:TYR:O	3:C:181:ASP:C	2.59	0.41
3:C:258:ILE:HA	3:C:258:ILE:HD12	1.85	0.41
5:E:147:HIS:O	5:E:150:VAL:HG23	2.20	0.41
6:F:76:LYS:HA	6:F:79:ARG:CD	2.51	0.41
7:G:94:CYS:SG	7:G:130:TYR:HE1	2.43	0.41
8:H:102:TYR:HE2	8:H:116:TYR:N	2.19	0.41
8:H:106:GLU:HG2	8:H:112:ILE:CD1	2.50	0.41
9:I:7:CYS:O	9:I:11:ASN:HA	2.21	0.41
10:J:54:VAL:HG12	10:J:56:LEU:HD23	2.03	0.41

*Continued on next page...*

*Continued from previous page...*

Atom-1	Atom-2	Interatomic distance (Å)	Clash overlap (Å)
11:K:44:ASN:O	11:K:48:ALA:HB2	2.20	0.41
1:A:33:ALA:HA	1:A:57:ARG:NH1	2.36	0.41
1:A:54:ASN:HD22	1:A:54:ASN:N	2.17	0.41
1:A:204:THR:O	1:A:206:GLU:N	2.54	0.41
1:A:242:PRO:HA	1:A:243:PRO:HD3	1.85	0.41
1:A:311:GLN:O	1:A:313:GLN:N	2.53	0.41
1:A:391:LEU:O	1:A:392:VAL:C	2.60	0.41
1:A:627:GLY:O	1:A:628:GLY:C	2.60	0.41
1:A:766:GLY:HA2	1:A:799:PHE:CE1	2.55	0.41
1:A:808:LEU:HD23	1:A:812:GLU:C	2.42	0.41
1:A:836:TYR:CE2	1:A:840:ARG:CD	3.04	0.41
1:A:857:ARG:HA	1:A:864:ILE:CD1	2.51	0.41
2:B:39:ARG:NH2	2:B:665:GLU:HG2	2.35	0.41
2:B:92:PHE:CE1	2:B:421:PHE:HZ	2.38	0.41
2:B:294:ASP:C	2:B:296:GLU:N	2.74	0.41
2:B:407:ASP:HB3	2:B:412:LEU:HD21	2.03	0.41
2:B:420:LEU:HD23	2:B:420:LEU:HA	1.94	0.41
2:B:941:LEU:HG	2:B:942:ARG:H	1.86	0.41
2:B:1065:GLN:CD	2:B:1066:SER:H	2.23	0.41
2:B:1224:PHE:CZ	5:E:171:LYS:HE3	2.56	0.41
3:C:88:CYS:O	3:C:89:GLU:C	2.58	0.41
3:C:221:TYR:CZ	3:C:222:LYS:HE3	2.56	0.41
3:C:259:LEU:HD12	3:C:259:LEU:HA	1.87	0.41
4:D:8:PHE:CE1	4:D:37:GLN:HB2	2.55	0.41
4:D:13:ARG:O	4:D:15:LEU:N	2.54	0.41
5:E:178:ILE:O	5:E:179:GLN:O	2.39	0.41
5:E:188:LEU:HB2	5:E:190:LEU:HD21	2.03	0.41
6:F:74:ILE:HD12	6:F:144:GLU:CG	2.50	0.41
7:G:12:THR:HG22	7:G:13:LEU:N	2.36	0.41
10:J:41:LEU:HD23	10:J:41:LEU:H	1.86	0.41
1:A:25:GLU:OE2	1:A:25:GLU:N	2.54	0.40
1:A:35:ILE:HD12	1:A:35:ILE:N	2.22	0.40
1:A:49:LYS:CE	1:A:61:ILE:HG13	2.51	0.40
1:A:265:LYS:CD	1:A:322:VAL:HG21	2.37	0.40
1:A:779:PHE:CE1	1:A:785:PRO:HD3	2.55	0.40
1:A:900:ASP:HB3	1:A:906:HIS:HB3	2.03	0.40
1:A:1445:ILE:HD11	7:G:59:GLY:N	2.37	0.40
2:B:27:ALA:O	2:B:28:GLU:C	2.59	0.40
2:B:243:ALA:O	2:B:244:LEU:C	2.59	0.40
2:B:254:LEU:HD12	2:B:272:THR:O	2.21	0.40
2:B:639:ILE:HD11	2:B:691:GLU:HB2	2.03	0.40

*Continued on next page...*

*Continued from previous page...*

Atom-1	Atom-2	Interatomic distance (Å)	Clash overlap (Å)
2:B:640:VAL:O	2:B:640:VAL:CG1	2.69	0.40
2:B:821:GLN:NE2	2:B:851:PHE:H	2.18	0.40
2:B:854:LEU:HD23	2:B:854:LEU:HA	1.84	0.40
2:B:996:ARG:H	2:B:996:ARG:HG3	1.39	0.40
3:C:115:SER:HB3	3:C:142:VAL:HB	2.03	0.40
5:E:13:TRP:HA	5:E:42:PHE:CE2	2.56	0.40
10:J:48:ARG:NH1	10:J:48:ARG:CG	2.78	0.40
12:L:36:SER:O	12:L:37:LYS:C	2.60	0.40
1:A:195:ASP:OD1	1:A:195:ASP:N	2.54	0.40
1:A:323:LYS:N	1:A:323:LYS:HD2	2.36	0.40
1:A:325:ILE:C	1:A:327:ALA:N	2.75	0.40
1:A:380:VAL:HG23	1:A:430:TRP:C	2.41	0.40
1:A:391:LEU:O	1:A:394:ASN:N	2.55	0.40
1:A:441:PRO:O	1:A:492:PRO:CG	2.70	0.40
1:A:477:PRO:CG	1:A:521:MET:HE2	2.51	0.40
1:A:507:VAL:HG22	1:A:521:MET:HE1	2.02	0.40
1:A:741:ASN:HD21	1:A:743:VAL:H	1.70	0.40
1:A:1004:ASN:HD21	1:A:1006:ILE:HB	1.86	0.40
1:A:1313:LEU:O	1:A:1314:SER:C	2.59	0.40
2:B:189:LEU:HD13	2:B:196:PRO:HA	2.03	0.40
2:B:522:VAL:CG1	2:B:523:CYS:H	2.31	0.40
2:B:526:GLU:HG2	2:B:538:ASN:HB2	2.03	0.40
2:B:563:MET:O	2:B:565:PRO:HD3	2.21	0.40
2:B:1108:ARG:HG2	2:B:1109:GLY:H	1.85	0.40
3:C:8:VAL:CG1	3:C:9:LYS:N	2.85	0.40
3:C:37:MET:CE	3:C:176:ILE:HD13	2.51	0.40
3:C:121:VAL:O	3:C:122:SER:C	2.59	0.40
3:C:263:THR:O	3:C:266:ASP:HB2	2.21	0.40
5:E:127:ILE:N	5:E:128:PRO:HD3	2.36	0.40
5:E:171:LYS:H	5:E:171:LYS:HG2	1.51	0.40
6:F:131:PRO:O	6:F:132:LEU:HD23	2.21	0.40
7:G:21:ARG:HD3	7:G:21:ARG:HA	1.89	0.40
7:G:79:PHE:C	7:G:79:PHE:HD1	2.22	0.40
7:G:80:LYS:HG2	7:G:82:PHE:CE2	2.56	0.40
10:J:9:SER:HB2	10:J:45:CYS:SG	2.61	0.40
10:J:24:LEU:HD23	10:J:24:LEU:HA	1.87	0.40
1:A:305:ASP:OD1	1:A:306:ASN:N	2.55	0.40
1:A:379:VAL:HG12	1:A:380:VAL:N	2.36	0.40
1:A:490:HIS:HB3	2:B:1150:ARG:CZ	2.50	0.40
1:A:531:ILE:HG12	1:A:578:LEU:HD21	2.03	0.40
1:A:829:VAL:C	1:A:831:THR:N	2.74	0.40

*Continued on next page...*

*Continued from previous page...*

Atom-1	Atom-2	Interatomic distance (Å)	Clash overlap (Å)
1:A:1266:THR:O	1:A:1266:THR:HG22	2.21	0.40
1:A:1279:ILE:HG22	1:A:1282:VAL:HG21	2.03	0.40
2:B:38:PHE:CD2	2:B:43:LEU:CD2	3.05	0.40
2:B:216:GLU:CA	2:B:406:LEU:HD23	2.45	0.40
2:B:221:ASN:HA	2:B:241:ARG:O	2.21	0.40
2:B:276:ILE:O	2:B:276:ILE:CG2	2.68	0.40
2:B:312:GLU:O	2:B:313:MET:C	2.60	0.40
2:B:508:LEU:HA	2:B:512:ARG:HE	1.86	0.40
2:B:529:GLU:OE1	2:B:769:TYR:HE2	2.04	0.40
2:B:589:VAL:HG12	2:B:590:HIS:N	2.35	0.40
2:B:773:MET:O	2:B:776:GLN:HB2	2.22	0.40
2:B:789:MET:CE	2:B:965:LYS:HB3	2.51	0.40
2:B:1076:HIS:HD2	11:K:40:HIS:CD2	2.39	0.40
2:B:1114:LEU:HD12	2:B:1114:LEU:HA	1.78	0.40
3:C:13:ALA:HA	3:C:18:VAL:HA	2.03	0.40
3:C:136:ASP:HB2	3:C:141:GLY:CA	2.51	0.40
5:E:52:ARG:HA	5:E:53:PRO:HD3	1.79	0.40
5:E:124:VAL:O	5:E:132:ILE:CD1	2.69	0.40
7:G:91:VAL:CG1	7:G:92:VAL:N	2.85	0.40
10:J:5:VAL:HA	10:J:15:GLY:N	2.34	0.40
10:J:8:PHE:CD2	10:J:49:MET:SD	3.15	0.40
11:K:38:GLU:HB3	11:K:71:PHE:HE2	1.86	0.40
1:A:68:GLN:O	1:A:68:GLN:CD	2.59	0.40
1:A:98:LYS:HE2	1:A:224:PHE:CE1	2.56	0.40
1:A:670:ILE:O	1:A:670:ILE:HG12	2.21	0.40
1:A:868:TYR:O	1:A:869:GLY:C	2.59	0.40
1:A:1398:MET:CE	1:A:1424:VAL:HG23	2.51	0.40
2:B:259:TYR:HB2	2:B:268:THR:HG23	2.03	0.40
2:B:347:LYS:HG2	2:B:347:LYS:H	1.71	0.40
2:B:666:TYR:C	2:B:668:ASP:H	2.25	0.40
2:B:780:VAL:HG11	10:J:56:LEU:HD12	2.02	0.40
2:B:796:LEU:HD11	2:B:821:GLN:HE21	1.86	0.40
2:B:1030:LEU:HD12	2:B:1030:LEU:HA	1.89	0.40
2:B:1109:GLY:H	2:B:1111:MET:CE	2.35	0.40
3:C:260:LEU:HG	3:C:264:GLN:NE2	2.37	0.40
5:E:18:THR:O	5:E:19:VAL:C	2.59	0.40
6:F:82:THR:HA	6:F:83:PRO:HD3	1.99	0.40
7:G:132:SER:O	7:G:133:SER:C	2.58	0.40
10:J:1:MET:H2	10:J:56:LEU:N	2.19	0.40
1:A:127:ALA:O	1:A:129:LYS:N	2.55	0.40
1:A:497:THR:HG23	2:B:1146:PHE:HD1	1.86	0.40

*Continued on next page...*



Continued from previous page...

Atom-1	Atom-2	Interatomic distance (Å)	Clash overlap (Å)
1:A:1189:SER:C	1:A:1191:TRP:H	2.25	0.40
1:A:1351:GLU:C	1:A:1353:TYR:N	2.75	0.40
2:B:213:ILE:H	2:B:479:VAL:HG12	1.86	0.40
2:B:421:PHE:O	2:B:424:LEU:HB3	2.22	0.40
2:B:542:MET:HE2	2:B:747:MET:HE2	2.04	0.40
2:B:636:PRO:HG2	2:B:743:ILE:HD11	2.03	0.40
2:B:990:ILE:HG22	2:B:992:ILE:N	2.34	0.40
2:B:1138:MET:HB3	2:B:1147:LEU:HD21	2.00	0.40
3:C:59:ALA:O	3:C:60:ASP:C	2.59	0.40
4:D:124:GLU:O	4:D:128:VAL:HG23	2.21	0.40
8:H:38:LEU:HD13	8:H:125:LEU:CD1	2.52	0.40
11:K:5:ASP:HB2	11:K:7:PHE:CE2	2.54	0.40
12:L:53:HIS:HB3	12:L:55:ILE:HD11	2.00	0.40

There are no symmetry-related clashes.

## 5.3 Torsion angles [i](#)

### 5.3.1 Protein backbone [i](#)

In the following table, the Percentiles column shows the percent Ramachandran outliers of the chain as a percentile score with respect to all X-ray entries followed by that with respect to entries of similar resolution.

The Analysed column shows the number of residues for which the backbone conformation was analysed, and the total number of residues.

Mol	Chain	Analysed	Favoured	Allowed	Outliers	Percentiles	
1	A	1406/1733 (81%)	974 (69%)	284 (20%)	148 (10%)	0	6
2	B	1081/1224 (88%)	754 (70%)	232 (22%)	95 (9%)	0	8
3	C	264/318 (83%)	187 (71%)	48 (18%)	29 (11%)	0	6
4	D	174/219 (80%)	116 (67%)	43 (25%)	15 (9%)	0	9
5	E	212/215 (99%)	156 (74%)	41 (19%)	15 (7%)	1	11
6	F	85/155 (55%)	61 (72%)	19 (22%)	5 (6%)	1	14
7	G	169/171 (99%)	120 (71%)	43 (25%)	6 (4%)	3	21
8	H	130/146 (89%)	90 (69%)	29 (22%)	11 (8%)	0	9
9	I	45/133 (34%)	31 (69%)	10 (22%)	4 (9%)	0	9
10	J	63/70 (90%)	43 (68%)	14 (22%)	6 (10%)	0	8

Continued on next page...

*Continued from previous page...*

Mol	Chain	Analysed	Favoured	Allowed	Outliers	Percentiles	
11	K	112/120 (93%)	79 (70%)	24 (21%)	9 (8%)	1	10
12	L	44/70 (63%)	21 (48%)	8 (18%)	15 (34%)	0	0
All	All	3785/4574 (83%)	2632 (70%)	795 (21%)	358 (10%)	0	8

All (358) Ramachandran outliers are listed below:

Mol	Chain	Res	Type
1	A	35	ILE
1	A	42	ASP
1	A	48	ALA
1	A	54	ASN
1	A	57	ARG
1	A	67	CYS
1	A	68	GLN
1	A	74	MET
1	A	119	ASN
1	A	128	ILE
1	A	130	ASP
1	A	167	CYS
1	A	257	ARG
1	A	259	GLU
1	A	286	HIS
1	A	318	SER
1	A	330	LYS
1	A	332	LYS
1	A	361	LEU
1	A	424	ILE
1	A	439	ASN
1	A	465	TYR
1	A	525	GLN
1	A	527	THR
1	A	536	LEU
1	A	557	ASP
1	A	567	LYS
1	A	591	PHE
1	A	597	LEU
1	A	598	LEU
1	A	666	ILE
1	A	790	ASP
1	A	868	TYR
1	A	986	ILE

*Continued on next page...*

*Continued from previous page...*

<b>Mol</b>	<b>Chain</b>	<b>Res</b>	<b>Type</b>
1	A	1002	GLY
1	A	1036	ARG
1	A	1098	VAL
1	A	1139	GLU
1	A	1223	ASP
1	A	1229	SER
1	A	1232	ASN
1	A	1255	GLU
1	A	1270	ASN
1	A	1339	LEU
1	A	1365	TYR
1	A	1392	SER
1	A	1394	THR
1	A	1405	THR
1	A	1424	VAL
2	B	108	VAL
2	B	184	ALA
2	B	206	ASN
2	B	258	LEU
2	B	364	ILE
2	B	367	LEU
2	B	509	ALA
2	B	732	SER
2	B	735	ALA
2	B	738	PHE
2	B	1036	ALA
2	B	1046	PRO
2	B	1096	ARG
2	B	1103	ILE
2	B	1132	GLU
2	B	1155	SER
2	B	1156	ASP
2	B	1183	LYS
3	C	110	THR
3	C	121	VAL
3	C	128	ASN
3	C	137	LYS
3	C	184	ASN
3	C	227	THR
4	D	19	GLU
4	D	119	ARG
5	E	45	LYS

*Continued on next page...*

*Continued from previous page...*

<b>Mol</b>	<b>Chain</b>	<b>Res</b>	<b>Type</b>
5	E	105	PHE
5	E	168	TYR
5	E	179	GLN
6	F	128	LYS
6	F	139	PRO
6	F	140	ASP
7	G	41	LYS
7	G	139	ILE
8	H	82	PRO
8	H	128	ASN
8	H	140	ALA
10	J	2	ILE
10	J	42	LYS
10	J	64	ASN
11	K	28	PRO
11	K	64	GLU
12	L	35	SER
12	L	39	SER
12	L	46	VAL
12	L	50	ASP
12	L	59	ALA
12	L	60	ARG
12	L	63	ARG
1	A	52	GLY
1	A	66	LYS
1	A	76	GLU
1	A	166	GLY
1	A	204	THR
1	A	253	ASN
1	A	308	ILE
1	A	310	GLY
1	A	314	ALA
1	A	322	VAL
1	A	418	SER
1	A	421	ALA
1	A	438	ASP
1	A	592	ASP
1	A	605	MET
1	A	628	GLY
1	A	636	GLU
1	A	653	VAL
1	A	693	VAL

*Continued on next page...*

*Continued from previous page...*

<b>Mol</b>	<b>Chain</b>	<b>Res</b>	<b>Type</b>
1	A	780	VAL
1	A	875	ALA
1	A	912	LEU
1	A	985	ASP
1	A	999	VAL
1	A	1067	LEU
1	A	1120	LEU
1	A	1140	HIS
1	A	1188	GLN
1	A	1206	ASP
1	A	1221	LYS
1	A	1233	ASP
1	A	1242	VAL
1	A	1314	SER
1	A	1316	VAL
1	A	1367	HIS
1	A	1437	GLY
2	B	28	GLU
2	B	65	GLU
2	B	68	THR
2	B	369	GLY
2	B	435	THR
2	B	447	ALA
2	B	449	ASN
2	B	483	LEU
2	B	513	GLN
2	B	591	ARG
2	B	731	VAL
2	B	751	VAL
2	B	777	ALA
2	B	786	ASN
2	B	838	SER
2	B	887	HIS
2	B	937	ALA
2	B	938	SER
2	B	1041	GLU
2	B	1079	LYS
2	B	1108	ARG
2	B	1112	GLN
2	B	1157	ALA
2	B	1158	PHE
2	B	1167	GLY

*Continued on next page...*

*Continued from previous page...*

Mol	Chain	Res	Type
3	C	5	GLY
3	C	11	ARG
3	C	126	GLY
3	C	141	GLY
3	C	149	LYS
3	C	168	ALA
3	C	213	PRO
3	C	240	VAL
4	D	5	THR
4	D	14	ARG
4	D	16	LYS
4	D	168	LYS
4	D	171	GLY
5	E	3	GLN
5	E	75	MET
5	E	106	GLN
6	F	112	GLU
7	G	154	VAL
8	H	95	TYR
8	H	109	LYS
9	I	3	THR
9	I	8	ARG
10	J	6	ARG
11	K	68	PHE
12	L	26	THR
12	L	47	ARG
12	L	48	CYS
12	L	55	ILE
12	L	56	LEU
1	A	28	ARG
1	A	59	GLY
1	A	169	ASN
1	A	219	PHE
1	A	255	SER
1	A	312	PRO
1	A	317	LYS
1	A	382	PRO
1	A	556	TRP
1	A	596	THR
1	A	785	PRO
1	A	869	GLY
1	A	910	PRO

*Continued on next page...*

*Continued from previous page...*

<b>Mol</b>	<b>Chain</b>	<b>Res</b>	<b>Type</b>
1	A	1062	GLU
1	A	1114	PRO
1	A	1388	GLY
1	A	1403	GLU
1	A	1422	ARG
1	A	1448	GLU
2	B	27	ALA
2	B	45	SER
2	B	171	PRO
2	B	180	TYR
2	B	249	ARG
2	B	250	PHE
2	B	291	ILE
2	B	409	ALA
2	B	468	GLU
2	B	562	GLY
2	B	575	PRO
2	B	746	SER
2	B	760	ASP
2	B	775	LYS
2	B	802	PRO
2	B	834	ASN
2	B	907	GLY
2	B	959	ASP
2	B	1175	LEU
2	B	1176	ASN
2	B	1223	ASP
3	C	90	ASP
3	C	122	SER
3	C	142	VAL
3	C	167	HIS
3	C	214	ASN
3	C	241	ASP
4	D	31	GLN
4	D	134	THR
4	D	191	ALA
4	D	198	LEU
5	E	73	PRO
5	E	76	GLY
5	E	130	ALA
5	E	151	PRO
7	G	28	THR

*Continued on next page...*



*Continued from previous page...*

<b>Mol</b>	<b>Chain</b>	<b>Res</b>	<b>Type</b>
7	G	67	SER
8	H	59	ILE
8	H	60	ALA
8	H	81	PRO
9	I	47	GLU
11	K	8	GLU
12	L	45	ALA
12	L	64	LEU
1	A	170	THR
1	A	196	GLU
1	A	420	ARG
1	A	649	ILE
1	A	654	ASN
1	A	958	VAL
1	A	1016	THR
1	A	1124	HIS
1	A	1266	THR
1	A	1377	THR
1	A	1435	PRO
2	B	106	ASP
2	B	186	GLU
2	B	459	TYR
2	B	510	LYS
2	B	524	PRO
2	B	566	LEU
2	B	711	GLU
2	B	906	SER
2	B	1017	ILE
2	B	1169	MET
3	C	13	ALA
3	C	25	VAL
3	C	174	ALA
3	C	224	GLN
5	E	97	VAL
6	F	141	GLY
8	H	83	GLN
10	J	13	VAL
11	K	54	ARG
12	L	40	LEU
1	A	45	GLN
1	A	62	ASP
1	A	75	ASN

*Continued on next page...*

*Continued from previous page...*

<b>Mol</b>	<b>Chain</b>	<b>Res</b>	<b>Type</b>
1	A	155	GLU
1	A	205	GLU
1	A	396	PRO
1	A	579	SER
1	A	583	PRO
1	A	602	ASP
1	A	647	GLY
1	A	920	LEU
1	A	1080	THR
1	A	1345	ARG
2	B	46	GLN
2	B	124	TYR
2	B	304	ASP
2	B	636	PRO
2	B	707	PRO
2	B	758	PHE
2	B	889	THR
2	B	974	PRO
2	B	987	LYS
2	B	996	ARG
3	C	127	ARG
3	C	132	PRO
4	D	218	GLU
8	H	107	VAL
9	I	9	ASP
10	J	14	VAL
11	K	7	PHE
11	K	10	PHE
11	K	83	PRO
1	A	4	GLN
1	A	492	PRO
1	A	533	LYS
1	A	662	PHE
1	A	976	THR
1	A	1302	PRO
1	A	1428	VAL
2	B	218	SER
2	B	219	ALA
2	B	463	THR
2	B	902	GLY
3	C	175	ALA
4	D	9	GLN

*Continued on next page...*

*Continued from previous page...*

Mol	Chain	Res	Type
4	D	52	LEU
5	E	118	PRO
5	E	124	VAL
7	G	84	GLY
1	A	311	GLN
1	A	410	GLY
1	A	730	GLY
2	B	323	VAL
2	B	478	GLY
3	C	216	GLY
4	D	18	VAL
8	H	17	PRO
1	A	258	GLY
1	A	385	ILE
1	A	1107	VAL
2	B	24	PRO
1	A	197	PRO
1	A	392	VAL
2	B	100	PRO
2	B	260	GLY
1	A	250	ILE
1	A	800	VAL
1	A	937	VAL
1	A	1122	PRO
3	C	172	PRO
1	A	1190	PRO
2	B	114	PRO
2	B	1014	PRO
11	K	66	PRO
5	E	129	PRO

### 5.3.2 Protein sidechains [i](#)

In the following table, the Percentiles column shows the percent sidechain outliers of the chain as a percentile score with respect to all X-ray entries followed by that with respect to entries of similar resolution.

The Analysed column shows the number of residues for which the sidechain conformation was analysed, and the total number of residues.

Mol	Chain	Analysed	Rotameric	Outliers	Percentiles
1	A	1239/1520 (82%)	1031 (83%)	208 (17%)	<b>1</b> <b>10</b>

*Continued on next page...*

*Continued from previous page...*

Mol	Chain	Analysed	Rotameric	Outliers	Percentiles	
2	B	957/1061 (90%)	800 (84%)	157 (16%)	2	11
3	C	234/274 (85%)	200 (86%)	34 (14%)	2	14
4	D	160/198 (81%)	127 (79%)	33 (21%)	1	6
5	E	196/197 (100%)	170 (87%)	26 (13%)	3	15
6	F	77/137 (56%)	65 (84%)	12 (16%)	2	12
7	G	152/152 (100%)	124 (82%)	28 (18%)	1	9
8	H	118/128 (92%)	98 (83%)	20 (17%)	1	10
9	I	45/122 (37%)	35 (78%)	10 (22%)	1	5
10	J	60/65 (92%)	50 (83%)	10 (17%)	2	11
11	K	99/102 (97%)	76 (77%)	23 (23%)	0	4
12	L	40/57 (70%)	29 (72%)	11 (28%)	0	2
All	All	3377/4013 (84%)	2805 (83%)	572 (17%)	1	10

All (572) residues with a non-rotameric sidechain are listed below:

Mol	Chain	Res	Type
1	A	2	VAL
1	A	8	SER
1	A	11	LEU
1	A	22	PHE
1	A	32	VAL
1	A	34	LYS
1	A	40	THR
1	A	54	ASN
1	A	58	LEU
1	A	60	SER
1	A	62	ASP
1	A	64	ASN
1	A	68	GLN
1	A	83	HIS
1	A	84	ILE
1	A	96	ILE
1	A	107	CYS
1	A	109	HIS
1	A	110	CYS
1	A	121	LEU
1	A	126	LEU
1	A	145	LYS

*Continued on next page...*

*Continued from previous page...*

<b>Mol</b>	<b>Chain</b>	<b>Res</b>	<b>Type</b>
1	A	151	ASP
1	A	160	GLN
1	A	162	VAL
1	A	169	ASN
1	A	186	LYS
1	A	195	ASP
1	A	215	SER
1	A	216	VAL
1	A	222	LEU
1	A	225	ASN
1	A	232	GLU
1	A	236	LEU
1	A	249	SER
1	A	261	ASP
1	A	262	LEU
1	A	263	THR
1	A	264	PHE
1	A	265	LYS
1	A	278	THR
1	A	302	THR
1	A	303	TYR
1	A	304	MET
1	A	308	ILE
1	A	316	GLN
1	A	320	ARG
1	A	322	VAL
1	A	337	ARG
1	A	344	ARG
1	A	351	THR
1	A	353	ILE
1	A	359	LEU
1	A	368	LYS
1	A	370	ILE
1	A	375	THR
1	A	383	TYR
1	A	386	ASP
1	A	399	HIS
1	A	404	TYR
1	A	414	ASP
1	A	424	ILE
1	A	425	GLN
1	A	434	ARG

*Continued on next page...*

*Continued from previous page...*

<b>Mol</b>	<b>Chain</b>	<b>Res</b>	<b>Type</b>
1	A	438	ASP
1	A	440	ASP
1	A	442	VAL
1	A	443	LEU
1	A	445	ASN
1	A	451	HIS
1	A	455	MET
1	A	468	PHE
1	A	485	ASP
1	A	491	VAL
1	A	493	GLN
1	A	494	SER
1	A	507	VAL
1	A	509	LEU
1	A	512	VAL
1	A	513	SER
1	A	516	SER
1	A	524	VAL
1	A	528	LEU
1	A	533	LYS
1	A	538	ASP
1	A	542	GLU
1	A	577	ILE
1	A	578	LEU
1	A	587	HIS
1	A	595	THR
1	A	596	THR
1	A	598	LEU
1	A	602	ASP
1	A	618	GLU
1	A	622	VAL
1	A	629	LEU
1	A	630	ILE
1	A	631	HIS
1	A	635	ARG
1	A	640	GLN
1	A	652	VAL
1	A	657	LEU
1	A	670	ILE
1	A	680	THR
1	A	690	VAL
1	A	727	ASP

*Continued on next page...*

*Continued from previous page...*

<b>Mol</b>	<b>Chain</b>	<b>Res</b>	<b>Type</b>
1	A	738	LYS
1	A	739	ASP
1	A	741	ASN
1	A	742	ASN
1	A	743	VAL
1	A	745	GLN
1	A	774	ARG
1	A	805	LEU
1	A	814	PHE
1	A	827	THR
1	A	831	THR
1	A	833	GLU
1	A	838	GLN
1	A	841	LEU
1	A	845	LEU
1	A	852	TYR
1	A	858	ASN
1	A	860	LEU
1	A	886	ILE
1	A	899	VAL
1	A	902	LEU
1	A	903	ASN
1	A	906	HIS
1	A	919	ILE
1	A	933	TYR
1	A	936	LEU
1	A	939	ASP
1	A	969	GLN
1	A	970	THR
1	A	976	THR
1	A	987	VAL
1	A	988	LEU
1	A	992	ASP
1	A	999	VAL
1	A	1001	ARG
1	A	1017	LEU
1	A	1029	ARG
1	A	1033	GLN
1	A	1036	ARG
1	A	1037	LEU
1	A	1067	LEU
1	A	1072	ILE

*Continued on next page...*



*Continued from previous page...*

<b>Mol</b>	<b>Chain</b>	<b>Res</b>	<b>Type</b>
1	A	1078	GLN
1	A	1095	THR
1	A	1103	GLU
1	A	1110	ASN
1	A	1111	MET
1	A	1116	LEU
1	A	1120	LEU
1	A	1121	GLU
1	A	1124	HIS
1	A	1134	ILE
1	A	1142	THR
1	A	1159	ARG
1	A	1171	GLN
1	A	1217	LYS
1	A	1219	THR
1	A	1223	ASP
1	A	1228	TRP
1	A	1229	SER
1	A	1241	ARG
1	A	1255	GLU
1	A	1259	MET
1	A	1263	ILE
1	A	1264	GLU
1	A	1271	ILE
1	A	1272	THR
1	A	1274	ARG
1	A	1280	GLU
1	A	1284	MET
1	A	1289	ARG
1	A	1295	THR
1	A	1297	GLU
1	A	1299	VAL
1	A	1308	THR
1	A	1309	ASP
1	A	1325	THR
1	A	1329	THR
1	A	1331	SER
1	A	1333	ILE
1	A	1336	MET
1	A	1349	TYR
1	A	1362	TYR
1	A	1368	MET

*Continued on next page...*

*Continued from previous page...*

<b>Mol</b>	<b>Chain</b>	<b>Res</b>	<b>Type</b>
1	A	1370	LEU
1	A	1373	ASP
1	A	1377	THR
1	A	1378	GLN
1	A	1382	THR
1	A	1384	VAL
1	A	1385	THR
1	A	1397	LEU
1	A	1401	SER
1	A	1402	PHE
1	A	1403	GLU
1	A	1405	THR
1	A	1411	GLU
1	A	1424	VAL
1	A	1426	GLU
1	A	1429	ILE
1	A	1442	ASP
1	A	1451	VAL
2	B	29	ASP
2	B	44	VAL
2	B	46	GLN
2	B	47	GLN
2	B	57	TYR
2	B	61	ASP
2	B	63	ILE
2	B	90	ILE
2	B	95	ILE
2	B	102	VAL
2	B	115	GLN
2	B	165	VAL
2	B	181	LEU
2	B	185	THR
2	B	188	ASP
2	B	194	GLU
2	B	202	TYR
2	B	217	ARG
2	B	218	SER
2	B	225	VAL
2	B	249	ARG
2	B	259	TYR
2	B	261	ARG
2	B	276	ILE

*Continued on next page...*

*Continued from previous page...*

<b>Mol</b>	<b>Chain</b>	<b>Res</b>	<b>Type</b>
2	B	283	VAL
2	B	286	PHE
2	B	289	LEU
2	B	294	ASP
2	B	324	ILE
2	B	328	GLU
2	B	329	THR
2	B	363	HIS
2	B	365	THR
2	B	371	GLU
2	B	378	LEU
2	B	387	LEU
2	B	401	PHE
2	B	413	LEU
2	B	416	LEU
2	B	427	ASP
2	B	429	PHE
2	B	430	ARG
2	B	463	THR
2	B	466	TRP
2	B	473	MET
2	B	476	ARG
2	B	479	VAL
2	B	482	VAL
2	B	485	ARG
2	B	489	SER
2	B	496	ARG
2	B	516	ASN
2	B	531	GLN
2	B	538	ASN
2	B	539	LEU
2	B	552	MET
2	B	557	PHE
2	B	558	LEU
2	B	559	SER
2	B	563	MET
2	B	568	ASP
2	B	570	VAL
2	B	576	ASP
2	B	580	VAL
2	B	597	MET
2	B	602	THR

*Continued on next page...*

*Continued from previous page...*

<b>Mol</b>	<b>Chain</b>	<b>Res</b>	<b>Type</b>
2	B	615	MET
2	B	616	ILE
2	B	619	ILE
2	B	626	ILE
2	B	628	THR
2	B	635	ARG
2	B	641	GLU
2	B	646	LEU
2	B	648	HIS
2	B	678	GLU
2	B	684	LEU
2	B	708	GLU
2	B	709	ASP
2	B	737	THR
2	B	739	THR
2	B	743	ILE
2	B	748	ILE
2	B	773	MET
2	B	780	VAL
2	B	786	ASN
2	B	791	THR
2	B	797	TYR
2	B	815	ARG
2	B	816	GLU
2	B	830	TYR
2	B	841	MET
2	B	842	ASN
2	B	844	SER
2	B	856	PHE
2	B	859	TYR
2	B	868	MET
2	B	869	SER
2	B	878	GLN
2	B	879	ARG
2	B	885	MET
2	B	890	TYR
2	B	895	ASP
2	B	904	ARG
2	B	914	LYS
2	B	942	ARG
2	B	944	THR
2	B	946	ASN

*Continued on next page...*

*Continued from previous page...*

<b>Mol</b>	<b>Chain</b>	<b>Res</b>	<b>Type</b>
2	B	953	LEU
2	B	957	ASN
2	B	959	ASP
2	B	969	ARG
2	B	980	PHE
2	B	983	ARG
2	B	987	LYS
2	B	989	THR
2	B	996	ARG
2	B	998	ASP
2	B	999	MET
2	B	1006	ILE
2	B	1007	VAL
2	B	1010	LEU
2	B	1012	ILE
2	B	1020	ARG
2	B	1026	LEU
2	B	1029	CYS
2	B	1037	LEU
2	B	1051	THR
2	B	1076	HIS
2	B	1084	GLN
2	B	1087	PHE
2	B	1092	TYR
2	B	1095	LEU
2	B	1112	GLN
2	B	1113	VAL
2	B	1115	THR
2	B	1122	ARG
2	B	1135	ARG
2	B	1147	LEU
2	B	1149	GLU
2	B	1150	ARG
2	B	1156	ASP
2	B	1159	ARG
2	B	1162	ILE
2	B	1170	THR
2	B	1176	ASN
2	B	1177	HIS
2	B	1182	CYS
2	B	1183	LYS
2	B	1185	CYS

*Continued on next page...*

*Continued from previous page...*

<b>Mol</b>	<b>Chain</b>	<b>Res</b>	<b>Type</b>
2	B	1194	ILE
2	B	1196	ILE
2	B	1210	MET
2	B	1212	ILE
2	B	1216	LEU
2	B	1218	THR
2	B	1223	ASP
3	C	7	GLN
3	C	25	VAL
3	C	43	THR
3	C	48	SER
3	C	56	THR
3	C	63	ILE
3	C	77	ILE
3	C	83	SER
3	C	89	GLU
3	C	93	ASP
3	C	100	THR
3	C	104	PHE
3	C	106	GLU
3	C	112	ASN
3	C	118	LEU
3	C	119	VAL
3	C	123	ASN
3	C	124	LEU
3	C	143	LEU
3	C	145	CYS
3	C	147	LEU
3	C	166	GLU
3	C	178	PHE
3	C	190	ASP
3	C	193	TYR
3	C	201	TRP
3	C	231	ASN
3	C	232	VAL
3	C	235	VAL
3	C	240	VAL
3	C	249	ASP
3	C	254	LYS
3	C	258	ILE
3	C	259	LEU
4	D	5	THR

*Continued on next page...*

*Continued from previous page...*

<b>Mol</b>	<b>Chain</b>	<b>Res</b>	<b>Type</b>
4	D	11	ARG
4	D	13	ARG
4	D	16	LYS
4	D	17	LYS
4	D	18	VAL
4	D	20	GLU
4	D	22	GLU
4	D	23	ASN
4	D	29	LEU
4	D	34	GLN
4	D	40	HIS
4	D	47	LEU
4	D	50	LEU
4	D	51	ASN
4	D	59	ILE
4	D	65	GLU
4	D	70	PHE
4	D	118	THR
4	D	120	GLU
4	D	123	LEU
4	D	132	GLN
4	D	151	PHE
4	D	156	ASP
4	D	180	LEU
4	D	183	LEU
4	D	194	LEU
4	D	198	LEU
4	D	200	ASN
4	D	202	ILE
4	D	214	LEU
4	D	220	LEU
4	D	221	TYR
5	E	7	ARG
5	E	12	LEU
5	E	17	ARG
5	E	29	PHE
5	E	37	LEU
5	E	41	ASP
5	E	72	PHE
5	E	74	ASP
5	E	84	ASP
5	E	85	GLU

*Continued on next page...*

*Continued from previous page...*

<b>Mol</b>	<b>Chain</b>	<b>Res</b>	<b>Type</b>
5	E	106	GLN
5	E	114	ASN
5	E	115	ASN
5	E	132	ILE
5	E	144	ILE
5	E	150	VAL
5	E	153	HIS
5	E	165	LEU
5	E	168	TYR
5	E	171	LYS
5	E	173	SER
5	E	175	LEU
5	E	188	LEU
5	E	191	LYS
5	E	192	ARG
5	E	214	CYS
6	F	71	GLU
6	F	79	ARG
6	F	86	THR
6	F	93	ILE
6	F	101	ILE
6	F	107	VAL
6	F	112	GLU
6	F	120	ILE
6	F	138	LEU
6	F	140	ASP
6	F	147	SER
6	F	152	ILE
7	G	1	MET
7	G	7	LEU
7	G	13	LEU
7	G	21	ARG
7	G	42	PHE
7	G	45	ILE
7	G	48	VAL
7	G	51	TYR
7	G	53	ASN
7	G	56	ILE
7	G	67	SER
7	G	74	TYR
7	G	75	ARG
7	G	79	PHE

*Continued on next page...*



*Continued from previous page...*

<b>Mol</b>	<b>Chain</b>	<b>Res</b>	<b>Type</b>
7	G	87	VAL
7	G	88	ASP
7	G	96	GLN
7	G	97	HIS
7	G	111	THR
7	G	113	HIS
7	G	114	LEU
7	G	126	ASN
7	G	132	SER
7	G	138	THR
7	G	139	ILE
7	G	162	SER
7	G	165	GLU
7	G	168	LEU
8	H	7	ASP
8	H	27	GLU
8	H	33	GLN
8	H	35	GLN
8	H	38	LEU
8	H	53	ASP
8	H	57	VAL
8	H	61	SER
8	H	64	ASN
8	H	80	ARG
8	H	89	LEU
8	H	95	TYR
8	H	102	TYR
8	H	128	ASN
8	H	129	TYR
8	H	130	ARG
8	H	134	ASN
8	H	135	LEU
8	H	138	GLU
8	H	146	ARG
9	I	2	THR
9	I	6	PHE
9	I	8	ARG
9	I	10	CYS
9	I	15	TYR
9	I	19	ASP
9	I	21	GLU
9	I	26	LEU

*Continued on next page...*

*Continued from previous page...*

<b>Mol</b>	<b>Chain</b>	<b>Res</b>	<b>Type</b>
9	I	28	GLU
9	I	46	HIS
10	J	7	CYS
10	J	8	PHE
10	J	26	GLN
10	J	28	ASP
10	J	41	LEU
10	J	43	ARG
10	J	44	TYR
10	J	48	ARG
10	J	55	ASP
10	J	64	ASN
11	K	2	ASN
11	K	5	ASP
11	K	11	LEU
11	K	32	VAL
11	K	34	THR
11	K	35	PHE
11	K	41	THR
11	K	42	LEU
11	K	47	ARG
11	K	50	LEU
11	K	51	LEU
11	K	53	ASP
11	K	54	ARG
11	K	56	VAL
11	K	57	LEU
11	K	61	TYR
11	K	65	HIS
11	K	68	PHE
11	K	74	ARG
11	K	75	ILE
11	K	81	TYR
11	K	111	LEU
11	K	114	LEU
12	L	27	LEU
12	L	38	LEU
12	L	46	VAL
12	L	47	ARG
12	L	48	CYS
12	L	54	ARG
12	L	55	ILE

*Continued on next page...*

*Continued from previous page...*

<b>Mol</b>	<b>Chain</b>	<b>Res</b>	<b>Type</b>
12	L	61	THR
12	L	64	LEU
12	L	65	VAL
12	L	68	GLU

Sometimes sidechains can be flipped to improve hydrogen bonding and reduce clashes. All (119) such sidechains are listed below:

<b>Mol</b>	<b>Chain</b>	<b>Res</b>	<b>Type</b>
1	A	54	ASN
1	A	68	GLN
1	A	75	ASN
1	A	92	HIS
1	A	171	GLN
1	A	225	ASN
1	A	282	ASN
1	A	297	GLN
1	A	311	GLN
1	A	339	ASN
1	A	358	ASN
1	A	390	GLN
1	A	425	GLN
1	A	435	HIS
1	A	445	ASN
1	A	451	HIS
1	A	471	ASN
1	A	479	ASN
1	A	493	GLN
1	A	515	GLN
1	A	517	ASN
1	A	548	ASN
1	A	603	ASN
1	A	631	HIS
1	A	640	GLN
1	A	706	HIS
1	A	736	ASN
1	A	741	ASN
1	A	742	ASN
1	A	745	GLN
1	A	757	ASN
1	A	760	GLN
1	A	767	GLN
1	A	786	HIS

*Continued on next page...*

*Continued from previous page...*

<b>Mol</b>	<b>Chain</b>	<b>Res</b>	<b>Type</b>
1	A	851	HIS
1	A	858	ASN
1	A	877	HIS
1	A	903	ASN
1	A	926	GLN
1	A	965	GLN
1	A	966	ASN
1	A	972	HIS
1	A	1004	ASN
1	A	1011	GLN
1	A	1078	GLN
1	A	1106	ASN
1	A	1110	ASN
1	A	1124	HIS
1	A	1140	HIS
1	A	1173	HIS
1	A	1211	GLN
1	A	1432	GLN
2	B	47	GLN
2	B	60	GLN
2	B	121	ASN
2	B	178	ASN
2	B	236	HIS
2	B	395	GLN
2	B	465	ASN
2	B	515	HIS
2	B	516	ASN
2	B	518	HIS
2	B	531	GLN
2	B	538	ASN
2	B	734	HIS
2	B	744	HIS
2	B	761	HIS
2	B	821	GLN
2	B	842	ASN
2	B	862	GLN
2	B	887	HIS
2	B	946	ASN
2	B	957	ASN
2	B	975	GLN
2	B	984	HIS
2	B	1015	HIS

*Continued on next page...*

*Continued from previous page...*

<b>Mol</b>	<b>Chain</b>	<b>Res</b>	<b>Type</b>
2	B	1025	HIS
2	B	1065	GLN
2	B	1076	HIS
2	B	1084	GLN
2	B	1097	HIS
2	B	1161	HIS
2	B	1176	ASN
2	B	1193	GLN
2	B	1211	ASN
3	C	7	GLN
3	C	65	HIS
3	C	73	GLN
3	C	79	GLN
3	C	112	ASN
3	C	131	HIS
3	C	203	GLN
3	C	242	GLN
3	C	252	GLN
4	D	39	ASN
4	D	51	ASN
4	D	132	GLN
4	D	157	GLN
4	D	179	GLN
5	E	3	GLN
5	E	101	GLN
5	E	104	ASN
5	E	106	GLN
5	E	143	ASN
5	E	147	HIS
5	E	153	HIS
7	G	14	HIS
7	G	53	ASN
7	G	97	HIS
7	G	113	HIS
7	G	126	ASN
7	G	158	HIS
8	H	128	ASN
8	H	131	ASN
9	I	12	ASN
9	I	22	ASN
11	K	65	HIS
11	K	89	ASN

*Continued on next page...*

*Continued from previous page...*

Mol	Chain	Res	Type
12	L	53	HIS

### 5.3.3 RNA [i](#)

There are no RNA molecules in this entry.

## 5.4 Non-standard residues in protein, DNA, RNA chains [i](#)

There are no non-standard protein/DNA/RNA residues in this entry.

## 5.5 Carbohydrates [i](#)

There are no oligosaccharides in this entry.

## 5.6 Ligand geometry [i](#)

Of 8 ligands modelled in this entry, 8 are monoatomic - leaving 0 for Mogul analysis.

There are no bond length outliers.

There are no bond angle outliers.

There are no chirality outliers.

There are no torsion outliers.

There are no ring outliers.

No monomer is involved in short contacts.

## 5.7 Other polymers [i](#)

There are no such residues in this entry.

## 5.8 Polymer linkage issues [i](#)

There are no chain breaks in this entry.

## 6 Fit of model and data [i](#)

### 6.1 Protein, DNA and RNA chains [i](#)

In the following table, the column labelled ‘#RSRZ > 2’ contains the number (and percentage) of RSRZ outliers, followed by percent RSRZ outliers for the chain as percentile scores relative to all X-ray entries and entries of similar resolution. The OWAB column contains the minimum, median, 95<sup>th</sup> percentile and maximum values of the occupancy-weighted average B-factor per residue. The column labelled ‘Q < 0.9’ lists the number of (and percentage) of residues with an average occupancy less than 0.9.

Mol	Chain	Analysed	<RSRZ>	#RSRZ>2	OWAB(Å <sup>2</sup> )	Q<0.9
1	A	1416/1733 (81%)	-0.06	25 (1%) 67 51	31, 133, 223, 314	0
2	B	1103/1224 (90%)	-0.00	27 (2%) 59 45	23, 141, 230, 357	0
3	C	266/318 (83%)	-0.09	3 (1%) 77 62	58, 139, 209, 281	0
4	D	178/219 (81%)	-0.13	4 (2%) 62 46	64, 146, 212, 263	0
5	E	214/215 (99%)	-0.04	2 (0%) 81 66	71, 165, 246, 367	0
6	F	87/155 (56%)	-0.07	1 (1%) 77 62	48, 95, 156, 221	0
7	G	171/171 (100%)	-0.08	1 (0%) 85 73	43, 121, 199, 230	0
8	H	134/146 (91%)	0.22	7 (5%) 34 28	115, 185, 250, 406	0
9	I	47/133 (35%)	0.17	2 (4%) 40 32	93, 163, 204, 221	0
10	J	65/70 (92%)	0.08	2 (3%) 51 39	80, 147, 210, 261	0
11	K	114/120 (95%)	-0.09	2 (1%) 67 51	63, 128, 194, 254	0
12	L	46/70 (65%)	0.35	3 (6%) 26 24	93, 159, 240, 306	0
All	All	3841/4574 (83%)	-0.03	79 (2%) 63 48	23, 140, 227, 406	0

All (79) RSRZ outliers are listed below:

Mol	Chain	Res	Type	RSRZ
1	A	2	VAL	6.1
1	A	1080	THR	5.2
2	B	245	GLU	4.3
1	A	1317	MET	4.1
2	B	246	LYS	3.9
8	H	2	SER	3.7
1	A	480	ALA	3.6
5	E	93	MET	3.5
4	D	171	GLY	3.4
2	B	715	ALA	3.4
1	A	481	ASP	3.3

*Continued on next page...*

*Continued from previous page...*

Mol	Chain	Res	Type	RSRZ
2	B	1109	GLY	3.0
8	H	139	ASN	3.0
1	A	195	ASP	2.9
2	B	397	ASP	2.9
1	A	893	PHE	2.9
2	B	658	ILE	2.8
1	A	1204	ASP	2.8
12	L	25	ALA	2.7
2	B	25	ILE	2.7
1	A	309	ALA	2.6
12	L	70	ARG	2.6
7	G	137	ILE	2.6
1	A	251	SER	2.6
2	B	953	LEU	2.6
2	B	92	PHE	2.5
2	B	529	GLU	2.5
8	H	77	ARG	2.5
1	A	69	THR	2.5
12	L	37	LYS	2.5
8	H	45	GLU	2.5
3	C	204	SER	2.4
8	H	140	ALA	2.4
2	B	886	LYS	2.4
11	K	105	PHE	2.4
4	D	135	GLY	2.4
3	C	178	PHE	2.4
2	B	597	MET	2.4
1	A	1455	PRO	2.4
1	A	790	ASP	2.4
2	B	722	ASP	2.4
9	I	31	THR	2.4
2	B	726	ALA	2.3
6	F	104	ASN	2.3
1	A	303	TYR	2.3
1	A	250	ILE	2.3
1	A	585	GLY	2.3
1	A	521	MET	2.3
1	A	627	GLY	2.3
1	A	1081	LEU	2.2
2	B	954	VAL	2.2
2	B	477	ALA	2.2
2	B	813	LYS	2.2

*Continued on next page...*



*Continued from previous page...*

Mol	Chain	Res	Type	RSRZ
9	I	2	THR	2.2
2	B	1097	HIS	2.2
1	A	237	THR	2.2
8	H	64	ASN	2.2
10	J	36	LEU	2.2
2	B	1175	LEU	2.1
2	B	737	THR	2.1
2	B	1153	GLU	2.1
2	B	731	VAL	2.1
4	D	207	LEU	2.1
1	A	626	ASN	2.1
4	D	200	ASN	2.1
2	B	1041	GLU	2.1
2	B	70	ILE	2.1
8	H	76	THR	2.1
1	A	1175	SER	2.1
10	J	41	LEU	2.1
5	E	35	VAL	2.0
1	A	179	LEU	2.0
2	B	786	ASN	2.0
3	C	152	GLU	2.0
2	B	837	ASP	2.0
2	B	1184	GLY	2.0
1	A	114	LEU	2.0
11	K	87	LEU	2.0
1	A	659	HIS	2.0

## 6.2 Non-standard residues in protein, DNA, RNA chains [\(i\)](#)

There are no non-standard protein/DNA/RNA residues in this entry.

## 6.3 Carbohydrates [\(i\)](#)

There are no monosaccharides in this entry.

## 6.4 Ligands [\(i\)](#)

In the following table, the Atoms column lists the number of modelled atoms in the group and the number defined in the chemical component dictionary. The B-factors column lists the minimum, median, 95<sup>th</sup> percentile and maximum values of B factors of atoms in the group. The column labelled 'Q< 0.9' lists the number of atoms with occupancy less than 0.9.

Mol	Type	Chain	Res	Atoms	RSCC	RSR	B-factors( $\text{\AA}^2$ )	Q<0.9
14	MG	A	3009	1/1	0.42	0.25	89,89,89,89	0
13	ZN	A	3006	1/1	0.97	0.04	274,274,274,274	0
13	ZN	L	3005	1/1	0.98	0.04	229,229,229,229	0
13	ZN	J	3001	1/1	0.99	0.06	153,153,153,153	0
13	ZN	A	3008	1/1	0.99	0.06	97,97,97,97	0
13	ZN	C	3002	1/1	0.99	0.08	129,129,129,129	0
13	ZN	I	3003	1/1	1.00	0.05	133,133,133,133	0
13	ZN	B	3007	1/1	1.00	0.05	116,116,116,116	0

## 6.5 Other polymers [i](#)

There are no such residues in this entry.