



Full wwPDB X-ray Structure Validation Report ⓘ

Jun 12, 2024 – 05:55 PM EDT

PDB ID : 3IKM
Title : Crystal structure of human mitochondrial DNA polymerase holoenzyme
Authors : Lee, Y.-S.; Kennedy, W.D.; Yin, Y.W.
Deposited on : 2009-08-06
Resolution : 3.24 Å(reported)

This is a Full wwPDB X-ray Structure Validation Report for a publicly released PDB entry.

We welcome your comments at validation@mail.wwpdb.org

A user guide is available at

<https://www.wwpdb.org/validation/2017/XrayValidationReportHelp>

with specific help available everywhere you see the ⓘ symbol.

The types of validation reports are described at

<http://www.wwpdb.org/validation/2017/FAQs#types>.

The following versions of software and data (see [references ⓘ](#)) were used in the production of this report:

MolProbity : 4.02b-467
Xtriage (Phenix) : 1.20.1
EDS : 2.36.2
Percentile statistics : 20191225.v01 (using entries in the PDB archive December 25th 2019)
Refmac : 5.8.0158
CCP4 : 7.0.044 (Gargrove)
Ideal geometry (proteins) : Engh & Huber (2001)
Ideal geometry (DNA, RNA) : Parkinson et al. (1996)
Validation Pipeline (wwPDB-VP) : 2.36.2

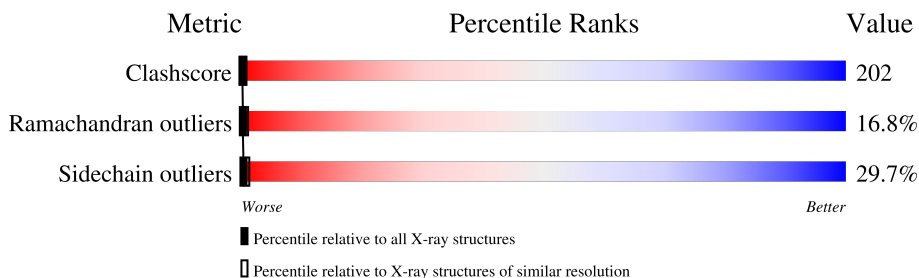
1 Overall quality at a glance

The following experimental techniques were used to determine the structure:

X-RAY DIFFRACTION

The reported resolution of this entry is 3.24 Å.

Percentile scores (ranging between 0-100) for global validation metrics of the entry are shown in the following graphic. The table shows the number of entries on which the scores are based.



Metric	Whole archive (#Entries)	Similar resolution (#Entries, resolution range(Å))
Clashscore	141614	1755 (3.28-3.20)
Ramachandran outliers	138981	1728 (3.28-3.20)
Sidechain outliers	138945	1727 (3.28-3.20)

The table below summarises the geometric issues observed across the polymeric chains and their fit to the electron density. The red, orange, yellow and green segments of the lower bar indicate the fraction of residues that contain outliers for ≥ 3 , 2, 1 and 0 types of geometric quality criteria respectively. A grey segment represents the fraction of residues that are not modelled. The numeric value for each fraction is indicated below the corresponding segment, with a dot representing fractions $\leq 5\%$.

Mol	Chain	Length	Quality of chain
1	A	1172	5% (green), 45% (yellow), 34% (orange), 9% (red), 7% (grey)
1	D	1172	5% (green), 43% (yellow), 34% (orange), 11% (red), 7% (grey)
2	B	427	11% (green), 50% (yellow), 17% (orange), 5% (red), 17% (grey)
2	C	427	6% (green), 54% (yellow), 25% (orange), 8% (red), 7% (grey)
2	E	427	6% (green), 55% (yellow), 19% (orange), . (red), 17% (grey)
2	F	427	5% (green), 54% (yellow), 25% (orange), 8% (red), 7% (grey)

2 Entry composition

There are 2 unique types of molecules in this entry. The entry contains 29480 atoms, of which 0 are hydrogens and 0 are deuteriums.

In the tables below, the ZeroOcc column contains the number of atoms modelled with zero occupancy, the AltConf column contains the number of residues with at least one atom in alternate conformation and the Trace column contains the number of residues modelled with at most 2 atoms.

- Molecule 1 is a protein called DNA polymerase subunit gamma-1.

Mol	Chain	Residues	Atoms					ZeroOcc	AltConf	Trace
			Total	C	N	O	S			
1	A	1093	8681	5505	1537	1589	50	0	0	0
1	D	1094	8695	5515	1540	1590	50	0	0	0

There are 4 discrepancies between the modelled and reference sequences:

Chain	Residue	Modelled	Actual	Comment	Reference
A	354	ASN	-	SEE REMARK 999	UNP P54098
A	355	SER	-	SEE REMARK 999	UNP P54098
D	354	ASN	-	SEE REMARK 999	UNP P54098
D	354A	SER	-	SEE REMARK 999	UNP P54098

- Molecule 2 is a protein called DNA polymerase subunit gamma-2.


Mol	Chain	Residues	Atoms					ZeroOcc	AltConf	Trace
			Total	C	N	O	S			
2	B	355	2871	1840	504	511	16	0	0	0
2	C	396	3181	2031	563	571	16	0	0	0
2	E	355	2871	1840	504	511	16	0	0	0
2	F	396	3181	2031	563	571	16	0	0	0

3 Residue-property plots

These plots are drawn for all protein, RNA, DNA and oligosaccharide chains in the entry. The first graphic for a chain summarises the proportions of the various outlier classes displayed in the second graphic. The second graphic shows the sequence view annotated by issues in geometry. Residues are color-coded according to the number of geometric quality criteria for which they contain at least one outlier: green = 0, yellow = 1, orange = 2 and red = 3 or more. Stretches of 2 or more consecutive residues without any outlier are shown as a green connector. Residues present in the sample, but not in the model, are shown in grey.

- Molecule 1: DNA polymerase subunit gamma-1

Chain A: 



LYS	Q437	M466	G410	G401	G400	C399	Q397	R396	S457	R456	E455	N454	D453	L452	G389	R389	G388	V387	E448	L448	T447	F446	R445	V444	K382	I381	P360	L378	C377	F439	L438	D437	V371	K370	R369	HIS	LEU	ASN	LYS
-----	------	------	------	------	------	------	------	------	------	------	------	------	------	------	------	------	------	------	------	------	------	------	------	------	------	------	------	------	------	------	------	------	------	------	------	-----	-----	-----	-----

• Molecule 2: DNA polymerase subunit gamma-2



A59	F60	G61	S62	G63	G64	G65	S66	E67	L68	A68	L69	L70	L71	L72	C73	Q74	R75	R76	H77	F78	L79	S80	G81	S82	K83	Q84	Q85	S86	L86	A87	R88	D89	S90	L91	L92	G94	C95	H96	F97	G98	F99	G100	P101	L102	G103	V104	R107	K108	M109	L110	A111	A112	E113	L114	W115	T116	S117	K118	V119
-----	-----	-----	-----	-----	-----	-----	-----	-----	-----	-----	-----	-----	-----	-----	-----	-----	-----	-----	-----	-----	-----	-----	-----	-----	-----	-----	-----	-----	-----	-----	-----	-----	-----	-----	-----	-----	-----	-----	-----	-----	-----	------	------	------	------	------	------	------	------	------	------	------	------	------	------	------	------	------	------

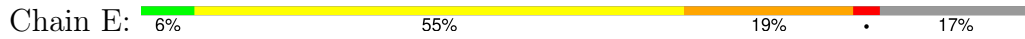
V120	F121	E122	E123	Q124	V125	F126	P127	V128	D129	A130	H131	H132	H133	R134	F135	G136	P137	L138	L139	P140	A144	F145	K146	LEU	VAL	SER	ALA	GLU	THR	LEU	ARG	LEU	LEU	GLN	ASP	LYS	GLU	G98	F99	G100	SER	LYS	L101	GLU	GLN	VAL	ALA	PHE	LEU	GLU	ASN	VAL	LEU	LEU	LYS	L115	T116	G117	K118	V119
------	------	------	------	------	------	------	------	------	------	------	------	------	------	------	------	------	------	------	------	------	------	------	------	-----	-----	-----	-----	-----	-----	-----	-----	-----	-----	-----	-----	-----	-----	-----	-----	------	-----	-----	------	-----	-----	-----	-----	-----	-----	-----	-----	-----	-----	-----	-----	------	------	------	------	------

R182	E183	M184	L185	Q186	H187	G188	A189	L190	E191	H192	Y193	V194	M195	C196	L197	D198	L199	V200	N201	K202	R203	L204	F205	Y206	G207	L208	A209	Q210	V213	C214	F215	H216	P217	V218	D219	D220	T221	K222	Q223	L224	R225	G226	G227	S230	T231	G232	E233	K234	E235	E236	A237	S238	L239	V240	K241	F242
------	------	------	------	------	------	------	------	------	------	------	------	------	------	------	------	------	------	------	------	------	------	------	------	------	------	------	------	------	------	------	------	------	------	------	------	------	------	------	------	------	------	------	------	------	------	------	------	------	------	------	------	------	------	------	------	------

T243	F244	L245	R246	S247	S248	W249	Q250	L251	L252	D253	F254	W255	L256	R257	H258	S259	K320	K321	L322	H323	G324	R325	R326	G327	A267	H268	S269	P270	S271	N272	F273	S274	S275	S276	D277	C278	Q279	D280	E281	G282	R283	R284	K285	G286	M287	K288	L289	Y290	Y291	M292	F293	W294	W295	E298	L299	I300	E301	T302	R303
------	------	------	------	------	------	------	------	------	------	------	------	------	------	------	------	------	------	------	------	------	------	------	------	------	------	------	------	------	------	------	------	------	------	------	------	------	------	------	------	------	------	------	------	------	------	------	------	------	------	------	------	------	------	------	------	------	------	------	------

K304	M305	L306	G307	H308	H309	E310	L311	L312	H313	K314	Y315	Y316	G317	V318	V319	S320	K321	L322	H323	G324	R325	R326	G327	K328	K329	N330	V331	V332	P333	P334	C335	V336	L336	S337	V338	N339	D340	L341	R342	L343	L344	R345	L346	L347	A348	L349	L350	L351	L352	L353	L354	L355	L356	L357	L358	L359	L360	L361	L362	L363	L364	L365	L366	L367	L368	L369	L370	L371	L372	L373	L374	L375	L376	L377	L378	L379	L380	L381	L382	L383	L384	L385	L386	L387	L388	L389	L390	L391	L392	L393	L394	L395	L396	L397	L398	L399	L400	L401	L402	L403	L404	L405	L406	L407	L408	L409	L410	L411	L412	L413	L414	L415	L416	L417	L418	L419	L420	L421	L422	L423	L424	L425	L426	L427	L428	L429	L430	L431	L432	L433	L434	L435	L436	L437	L438	L439	L440	L441	L442	L443	L444	L445	L446	L447	L448	L449	L450	L451	L452	L453	L454	L455	L456	L457	L458	L459	L460	L461	L462	L463	L464	L465	L466	L467	L468	L469	L470	L471	L472	L473	L474	L475	L476	L477	L478	L479	L480	L481	L482	L483	L484	L485
------	------	------	------	------	------	------	------	------	------	------	------	------	------	------	------	------	------	------	------	------	------	------	------	------	------	------	------	------	------	------	------	------	------	------	------	------	------	------	------	------	------	------	------	------	------	------	------	------	------	------	------	------	------	------	------	------	------	------	------	------	------	------	------	------	------	------	------	------	------	------	------	------	------	------	------	------	------	------	------	------	------	------	------	------	------	------	------	------	------	------	------	------	------	------	------	------	------	------	------	------	------	------	------	------	------	------	------	------	------	------	------	------	------	------	------	------	------	------	------	------	------	------	------	------	------	------	------	------	------	------	------	------	------	------	------	------	------	------	------	------	------	------	------	------	------	------	------	------	------	------	------	------	------	------	------	------	------	------	------	------	------	------	------	------	------	------	------	------	------	------	------	------	------	------	------	------	------	------	------	------	------	------

• Molecule 2: DNA polymerase subunit gamma-2



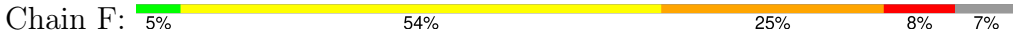
ALA	PRO	GLY	SER	GLY	GLY	SER	E67	A68	L69	L70	E71	I72	L73	A74	R75	R76	H77	F78	L79	S80	G81	S82	K83	Q84	Q85	S86	L86	A87	R88	D89	S90	L91	L92	S93	C94	C95	H96	F97	G98	F99	G100	L101	L102	G103	V104	E105	L106	K107	M108	M109	L110	PHE	LEU	GLU	ASN	GLY	VAL	ALA	S230	T231	G232	E233	K234	T235	S236	L237	A238	T239	S240	V118
-----	-----	-----	-----	-----	-----	-----	-----	-----	-----	-----	-----	-----	-----	-----	-----	-----	-----	-----	-----	-----	-----	-----	-----	-----	-----	-----	-----	-----	-----	-----	-----	-----	-----	-----	-----	-----	-----	-----	-----	-----	------	------	------	------	------	------	------	------	------	------	------	-----	-----	-----	-----	-----	-----	-----	------	------	------	------	------	------	------	------	------	------	------	------

V119	V120	F121	R122	E123	Q124	V125	F126	P127	V128	A129	A130	L131	H132	H133	K134	F135	G136	P137	LEU	LEU	PRO	N201	K202	R203	L204	P205	Y206	G207	L208	V209	Q210	I211	G212	V213	C214	C95	H96	F97	G98	F99	ASP	LYS	THR	LYS	GLN	ILE	LEU	V218	PHE	ASP	THR	LYS	GLN	ILE	ARG	ASN	GLY	VAL	K229	I231	G232	E233	K234	T235	S236	L237	A238	T239	S240	V118
------	------	------	------	------	------	------	------	------	------	------	------	------	------	------	------	------	------	------	-----	-----	-----	------	------	------	------	------	------	------	------	------	------	------	------	------	------	-----	-----	-----	-----	-----	-----	-----	-----	-----	-----	-----	-----	------	-----	-----	-----	-----	-----	-----	-----	-----	-----	-----	------	------	------	------	------	------	------	------	------	------	------	------

L239	V240	W241	F242	W243	T244	F245	R246	T247	R248	N249	E189	Q250	W251	L252	D253	F254	W255	L256	R257	H258	R259	L260	Q261	W262	W263	R264	K265	G266	A267	M268	S269	P270	S271	N272	F273	G274	S275	D276	C277	G278	Q279	D280	E281	E282	G283	R284	K285	G286	N287	K288	L289	Y290	Y291	N292	F293	S294	F295	G296	K297	E298	L299	ASN
------	------	------	------	------	------	------	------	------	------	------	------	------	------	------	------	------	------	------	------	------	------	------	------	------	------	------	------	------	------	------	------	------	------	------	------	------	------	------	------	------	------	------	------	------	------	------	------	------	------	------	------	------	------	------	------	------	------	------	------	------	------	-----

SER	T420	S480
PHE	M421	S481
THR	Q422	A482
ARG	S423	K483
LYS	S424	N484
LYS	L425	V485
ASN	E426	
LEU	Q427	
HIS	L428	
R369	Y429	
K370	S430	
V371	K431	
L372	X432	
K373	D433	
L374	E434	
H375	M435	
P376	S436	
C377	I437	
L378	L438	
A379	F439	
P380	T440	
I381	V441	
K382	L442	
V383	V443	
A384	T444	
L385	E445	
D386	T446	
V387	T447	
G388	L448	
R389	E449	
G390	M450	
P391	C451	
T392	L452	
L393	L453	
E394	H454	
L395	L455	
R396	R456	
Q397	S457	
V398	R458	
C399	D459	
Q400	T460	
G401	T461	
L402	M462	
F403	K463	
M404	E464	
E405	M465	
L406	M466	
L407	H467	
E408	I468	
M409	S469	
G410	K470	
I411	L471	
S412	K472	
V413	D473	
W414	F474	
P415	F475	
G416	I476	
Y417	K477	
L418	Y478	
E419	S480	
M420	M481	
E419	I479	

• Molecule 2: DNA polymerase subunit gamma-2



A59	F121	L181	F242	T302	R363	S423	K483
P60	R122	R182	T243	L303	K364	S424	M484
S61	E123	E183	F244	W304	N365	L425	V485
S62	Q124	N184	P245	N305	K366	E426	
G63	F125	L185	R246	L306	H367	Q427	
E64	F126	L186	T247	G307	S368	L428	
E67	P127	H187	S248	D308	R369	Y429	
A68	V128	G188	Q249	H309	K370	S430	
L69	A129	A189	Q250	E310	V371	K431	
L70	A130	L190	W251	L311	L372	Y432	
E71	L131	E191	L252	L312	K373	D433	
I72	H132	H192	D253	H313	L374	E434	
C73	H133	Y193	F254	M314	H375	M435	
Q74	K134	V194	W255	Y315	P376	S436	
R75	P135	N195	L256	P316	C377	L437	
S76	G136	C196	R257	G317	L378	L438	
H77	P137	L197	H258	N318	A379	F439	
F78	L138	D198	R259	V319	P380	T440	
L79	I139	L199	L260	S320	I381	V441	
S80	P140	V200	Q261	K321	K382	L442	
G81	G141	M201	W262	L322	V383	V443	
C82	D142	K202	W263	H323	A384	T444	
S82	S143	R203	R264	G324	L385	E445	
K83	A144	L204	K265	R325	V387	T447	
O84	F145	P205	F266	D326	G388	L448	
Q85	R146	Y206	A267	G327	R389	E449	
L86	LEU	G207	M268	R328	G390	M450	
S87	VAL	L208	S269	K329	S391	G451	
R88	SER	R209	P270	N330	T392	L452	
D89	ALA	Q210	S271	V331	L453	L453	
S90	GLU	I211	N272	V332	E394	H454	
L91	THR	G212	F273	P333	L395	L455	
L92	LEU	V213	S274	C334	R396	R456	
S93	ARG	C214	S275	V335	Q397	S457	
G94	GLU	F215	S276	L336	R458	D459	
C95	ILE	H216	D277	S337	C399	T460	
H96	LEU	P217	C278	V338	Q400	T461	
P97	GLN	V218	Q279	R338	G401	M462	
G98	ASP	F219	D280	G340	L402	K463	
F99	LYS	D220	E281	L341	F403	E464	
G100	GLU	T221	E282	L342	M404	M465	
P101	LEU	K222	G283	D343	E405	M466	
L102	SER	R223	R284	R344	L406	H467	
G103	LYS	M224	G285	G345	L407	S469	
L106	GLN	G227	M287	M346	E408	T468	
R107	LEU	V228	K288	A348	M409	S469	
K108	VAL	K229	L289	Y349	G410	K470	
M109	ALA	S230	Y290	L350	I411	K472	
L110	PHE	I231	Y291	Y351	S412	D473	
A111	LEU	G232	M292	D352	V413	F474	
A112	GLU	E233	F293	S353	W414	L475	
E113	ASN	K234	P294	F354	P415	L476	
W114	VAL	T235	W295	Q355	G416	K477	
L115	LEU	E236	G296	L356	Y417	Y478	
W116	LYS	A237	K297	T357	L418	L479	
S117	THR	S238	E298	E358	E419	S480	
V118	LEU	L239	L299	N359	T420	M481	
I119	G178	G179	I300	S360	Q422	A482	
K180	K180	W241	E301				

4 Data and refinement statistics i

Property	Value	Source
Space group	P 32	Depositor
Cell constants a, b, c, α , β , γ	138.39Å 138.39Å 226.31Å 90.00° 90.00° 120.00°	Depositor
Resolution (Å)	46.92 – 3.24 46.92 – 3.25	Depositor EDS
% Data completeness (in resolution range)	89.5 (46.92-3.24) 89.5 (46.92-3.25)	Depositor EDS
R_{merge}	(Not available)	Depositor
R_{sym}	(Not available)	Depositor
$\langle I/\sigma(I) \rangle$ ¹	1.35 (at 3.25Å)	Xtrriage
Refinement program	CNS 1.2	Depositor
R, R_{free}	0.284 , 0.303 0.362 , (Not available)	Depositor DCC
R_{free} test set	No test flags present.	wwPDB-VP
Wilson B-factor (Å ²)	91.9	Xtrriage
Anisotropy	0.045	Xtrriage
Bulk solvent k_{sol} (e/Å ³), B_{sol} (Å ²)	0.28 , 64.6	EDS
L-test for twinning ²	$\langle L \rangle = 0.49$, $\langle L^2 \rangle = 0.32$	Xtrriage
Estimated twinning fraction	0.022 for -h,-k,l 0.468 for h,-h-k,-l 0.023 for -k,-h,-l	Xtrriage
F_o, F_c correlation	0.83	EDS
Total number of atoms	29480	wwPDB-VP
Average B, all atoms (Å ²)	85.0	wwPDB-VP

Xtrriage's analysis on translational NCS is as follows: *The largest off-origin peak in the Patterson function is 2.11% of the height of the origin peak. No significant pseudotranslation is detected.*

¹Intensities estimated from amplitudes.

²Theoretical values of $\langle |L| \rangle$, $\langle L^2 \rangle$ for acentric reflections are 0.5, 0.333 respectively for untwinned datasets, and 0.375, 0.2 for perfectly twinned datasets.

5 Model quality [i](#)

5.1 Standard geometry [i](#)

The Z score for a bond length (or angle) is the number of standard deviations the observed value is removed from the expected value. A bond length (or angle) with $|Z| > 5$ is considered an outlier worth inspection. RMSZ is the root-mean-square of all Z scores of the bond lengths (or angles).

Mol	Chain	Bond lengths		Bond angles	
		RMSZ	# Z >5	RMSZ	# Z >5
1	A	0.72	10/8913 (0.1%)	1.33	149/12100 (1.2%)
1	D	0.81	18/8927 (0.2%)	1.45	161/12118 (1.3%)
2	B	0.60	2/2944 (0.1%)	0.99	16/3981 (0.4%)
2	C	0.68	0/3262	1.31	47/4411 (1.1%)
2	E	0.67	6/2944 (0.2%)	1.11	23/3981 (0.6%)
2	F	0.64	0/3262	1.28	37/4411 (0.8%)
All	All	0.72	36/30252 (0.1%)	1.31	433/41002 (1.1%)

Chiral center outliers are detected by calculating the chiral volume of a chiral center and verifying if the center is modelled as a planar moiety or with the opposite hand. A planarity outlier is detected by checking planarity of atoms in a peptide group, atoms in a mainchain group or atoms of a sidechain that are expected to be planar.

Mol	Chain	#Chirality outliers	#Planarity outliers
1	A	0	4
1	D	1	3
2	B	0	1
2	C	0	1
2	E	1	2
2	F	0	1
All	All	2	12

All (36) bond length outliers are listed below:

Mol	Chain	Res	Type	Atoms	Z	Observed(Å)	Ideal(Å)
1	D	358	GLU	CG-CD	12.87	1.71	1.51
2	E	385	LEU	CA-CB	-11.49	1.27	1.53
1	D	352	SER	N-CA	9.45	1.65	1.46
1	A	232	ARG	N-CA	-8.85	1.28	1.46
2	E	382	LYS	N-CA	-8.69	1.28	1.46
2	B	280	ASP	C-O	-8.67	1.06	1.23
1	D	352	SER	CA-C	8.29	1.74	1.52
1	D	358	GLU	CB-CG	-8.14	1.36	1.52

Continued on next page...

Continued from previous page...

Mol	Chain	Res	Type	Atoms	Z	Observed(Å)	Ideal(Å)
1	D	249	VAL	CB-CG1	-7.88	1.36	1.52
1	A	232	ARG	CA-CB	-7.53	1.37	1.53
1	A	216	SER	CB-OG	-7.33	1.32	1.42
1	D	361	ARG	CZ-NH1	7.17	1.42	1.33
1	A	232	ARG	CB-CG	7.12	1.71	1.52
1	D	280	GLU	CG-CD	7.10	1.62	1.51
1	D	359	VAL	CB-CG2	-6.86	1.38	1.52
1	D	358	GLU	CD-OE1	6.86	1.33	1.25
1	A	870	VAL	CB-CG1	-6.53	1.39	1.52
1	A	231	GLU	C-O	-6.29	1.11	1.23
1	D	280	GLU	CB-CG	6.28	1.64	1.52
1	D	915	ALA	CA-CB	-6.13	1.39	1.52
1	A	1038	TRP	CB-CG	6.08	1.61	1.50
2	E	382	LYS	CB-CG	-5.93	1.36	1.52
2	E	331	VAL	CA-CB	5.91	1.67	1.54
2	E	382	LYS	CA-CB	5.84	1.66	1.53
1	A	239	LEU	CA-CB	-5.77	1.40	1.53
1	D	870	VAL	CA-CB	-5.77	1.42	1.54
2	B	281	GLU	CG-CD	5.65	1.60	1.51
1	D	248	GLU	N-CA	-5.54	1.35	1.46
2	E	381	ILE	C-O	-5.51	1.12	1.23
1	A	229	VAL	CA-CB	5.42	1.66	1.54
1	A	229	VAL	N-CA	5.40	1.57	1.46
1	D	503	VAL	CA-CB	5.36	1.66	1.54
1	D	870	VAL	CB-CG1	-5.33	1.41	1.52
1	D	361	ARG	CB-CG	5.31	1.66	1.52
1	D	869	ARG	CG-CD	-5.14	1.39	1.51
1	D	359	VAL	C-O	5.09	1.33	1.23

All (433) bond angle outliers are listed below:

Mol	Chain	Res	Type	Atoms	Z	Observed(°)	Ideal(°)
2	E	382	LYS	N-CA-C	16.56	155.72	111.00
2	E	385	LEU	N-CA-C	16.34	155.11	111.00
1	D	248	GLU	CA-C-N	-14.80	84.64	117.20
2	B	280	ASP	C-N-CA	14.32	157.51	121.70
1	A	1212	ILE	C-N-CD	-12.99	92.03	120.60
1	D	347	TRP	N-CA-C	12.67	145.20	111.00
1	D	171	TRP	N-CA-C	-12.65	76.84	111.00
1	D	721	ALA	N-CA-C	-12.53	77.17	111.00
1	D	810	SER	N-CA-C	-12.41	77.49	111.00
1	D	559	LEU	CA-CB-CG	12.39	143.80	115.30

Continued on next page...

Continued from previous page...

Mol	Chain	Res	Type	Atoms	Z	Observed(°)	Ideal(°)
1	D	1037	GLN	N-CA-C	11.88	143.06	111.00
1	A	379	LYS	N-CA-C	-11.75	79.27	111.00
2	E	382	LYS	N-CA-CB	-11.64	89.64	110.60
1	D	206	GLY	N-CA-C	-11.61	84.07	113.10
2	F	319	VAL	N-CA-C	-11.45	80.09	111.00
2	E	381	ILE	CA-C-N	-11.32	92.29	117.20
1	A	239	LEU	N-CA-C	11.07	140.90	111.00
1	D	627	ARG	N-CA-C	-11.03	81.21	111.00
1	D	358	GLU	OE1-CD-OE2	-11.03	110.07	123.30
1	A	1025	LEU	CA-CB-CG	-11.00	90.01	115.30
1	D	352	SER	O-C-N	-10.95	105.19	122.70
1	D	132	GLY	N-CA-C	10.77	140.03	113.10
2	E	384	ALA	N-CA-C	10.75	140.02	111.00
2	C	448	LEU	CA-CB-CG	10.65	139.80	115.30
1	A	238	GLN	CA-CB-CG	10.65	136.82	113.40
1	A	533	CYS	N-CA-C	-10.62	82.31	111.00
1	A	609	GLY	N-CA-C	-10.62	86.56	113.10
1	D	248	GLU	O-C-N	10.50	139.50	122.70
2	F	286	GLY	N-CA-C	-10.46	86.95	113.10
1	A	274	ASP	N-CA-C	-10.45	82.79	111.00
1	D	737	GLY	N-CA-C	-10.43	87.03	113.10
1	D	1069	ILE	C-N-CD	-10.22	98.12	120.60
2	F	208	LEU	CA-CB-CG	-10.11	92.05	115.30
1	D	274	ASP	N-CA-C	-10.05	83.85	111.00
2	C	460	THR	N-CA-C	-9.87	84.35	111.00
2	B	340	GLY	N-CA-C	-9.84	88.49	113.10
2	C	319	VAL	N-CA-C	-9.72	84.77	111.00
1	D	351	SER	N-CA-C	-9.71	84.80	111.00
1	D	736	ASN	N-CA-C	9.60	136.92	111.00
2	E	78	PHE	N-CA-C	-9.54	85.25	111.00
2	E	385	LEU	N-CA-CB	-9.49	91.41	110.40
1	A	1205	GLY	N-CA-C	-9.49	89.37	113.10
1	D	1196	ASP	N-CA-C	-9.49	85.38	111.00
2	E	381	ILE	C-N-CA	9.48	145.40	121.70
1	D	672	GLU	N-CA-C	-9.47	85.44	111.00
1	D	786	ALA	N-CA-C	-9.45	85.49	111.00
2	F	357	THR	N-CA-C	-9.38	85.69	111.00
2	C	208	LEU	CA-CB-CG	-9.27	93.97	115.30
1	D	167	PRO	N-CA-C	-9.25	88.06	112.10
2	F	121	PHE	N-CA-C	9.14	135.67	111.00
2	C	450	ASN	N-CA-C	-9.12	86.37	111.00
1	A	1010	LEU	CA-CB-CG	-9.08	94.41	115.30

Continued on next page...

Continued from previous page...

Mol	Chain	Res	Type	Atoms	Z	Observed(°)	Ideal(°)
2	C	303	LEU	N-CA-C	9.05	135.44	111.00
1	D	645	VAL	N-CA-C	8.99	135.27	111.00
1	D	115	GLN	C-N-CD	-8.98	100.84	120.60
1	D	178	TYR	N-CA-C	-8.97	86.78	111.00
2	C	342	LEU	N-CA-C	-8.96	86.81	111.00
1	D	726	LYS	N-CA-C	8.91	135.05	111.00
2	C	454	HIS	N-CA-C	-8.86	87.09	111.00
1	A	627	ARG	N-CA-C	-8.85	87.11	111.00
1	A	523	ASP	N-CA-C	-8.84	87.13	111.00
2	C	279	GLN	N-CA-C	8.80	134.76	111.00
1	A	238	GLN	N-CA-C	8.77	134.68	111.00
1	D	615	SER	N-CA-C	-8.74	87.41	111.00
1	D	346	ASP	C-N-CA	-8.71	99.93	121.70
2	C	399	CYS	N-CA-C	-8.66	87.62	111.00
2	F	460	THR	N-CA-C	-8.65	87.64	111.00
1	A	923	GLY	N-CA-C	-8.51	91.83	113.10
1	D	787	SER	N-CA-C	-8.48	88.11	111.00
1	D	879	GLN	N-CA-C	8.47	133.87	111.00
1	A	1044	VAL	N-CA-C	-8.43	88.23	111.00
1	A	178	TYR	N-CA-C	-8.39	88.35	111.00
2	C	452	LEU	CA-CB-CG	8.38	134.57	115.30
1	A	938	THR	N-CA-C	-8.31	88.55	111.00
1	A	1212	ILE	N-CA-C	8.29	133.37	111.00
2	F	471	LEU	CA-CB-CG	-8.28	96.27	115.30
2	C	390	GLY	N-CA-C	8.25	133.72	113.10
2	C	456	ARG	N-CA-C	8.24	133.26	111.00
1	D	360	HIS	N-CA-C	-8.21	88.84	111.00
1	D	523	ASP	N-CA-C	-8.20	88.85	111.00
1	D	279	ARG	N-CA-C	8.17	133.07	111.00
1	D	176	THR	N-CA-C	8.15	133.02	111.00
1	D	533	CYS	N-CA-C	-8.15	88.98	111.00
1	D	1010	LEU	CA-CB-CG	-8.15	96.55	115.30
2	C	357	THR	N-CA-C	-8.15	89.00	111.00
2	F	320	SER	N-CA-C	8.15	133.00	111.00
1	D	1027	LYS	N-CA-C	8.12	132.91	111.00
1	D	735	GLY	N-CA-C	8.10	133.35	113.10
2	F	342	LEU	N-CA-C	-8.09	89.16	111.00
1	D	1233	LYS	N-CA-C	-8.08	89.19	111.00
1	D	576	LEU	CA-CB-CG	8.06	133.85	115.30
2	F	390	GLY	N-CA-C	8.02	133.14	113.10
1	D	606	THR	N-CA-C	7.99	132.57	111.00
1	A	79	LEU	N-CA-C	-7.97	89.48	111.00

Continued on next page...

Continued from previous page...

Mol	Chain	Res	Type	Atoms	Z	Observed(°)	Ideal(°)
1	D	1069	ILE	N-CA-C	-7.95	89.53	111.00
2	F	279	GLN	N-CA-C	7.93	132.42	111.00
2	F	339	ASN	N-CA-C	-7.89	89.69	111.00
1	A	615	SER	N-CA-C	-7.88	89.72	111.00
1	D	243	ASP	N-CA-C	-7.86	89.77	111.00
1	D	912	GLY	N-CA-C	7.78	132.54	113.10
1	A	915	ALA	N-CA-C	-7.77	90.02	111.00
1	A	576	LEU	CA-CB-CG	7.76	133.16	115.30
1	A	188	ALA	N-CA-C	7.76	131.95	111.00
1	A	1127	GLY	N-CA-C	7.75	132.47	113.10
1	A	1210	TYR	N-CA-C	7.68	131.74	111.00
1	D	286	GLY	N-CA-C	-7.66	93.94	113.10
2	B	286	GLY	N-CA-C	-7.65	93.98	113.10
1	A	782	GLY	N-CA-C	-7.63	94.01	113.10
1	A	204	ALA	N-CA-C	-7.62	90.42	111.00
1	D	1038	TRP	N-CA-C	7.61	131.55	111.00
1	A	605	LEU	N-CA-C	7.61	131.53	111.00
1	D	232	ARG	N-CA-C	7.59	131.50	111.00
2	F	133	HIS	N-CA-C	7.58	131.47	111.00
1	A	537	GLU	N-CA-C	7.57	131.44	111.00
1	D	359	VAL	CB-CA-C	-7.56	97.03	111.40
1	A	182	GLY	N-CA-C	7.55	131.98	113.10
1	A	238	GLN	O-C-N	7.53	134.75	122.70
1	A	741	ASP	N-CA-C	-7.52	90.69	111.00
1	A	485	LEU	CA-CB-CG	7.49	132.53	115.30
1	D	249	VAL	N-CA-C	7.49	131.23	111.00
1	A	132	GLY	N-CA-C	7.48	131.81	113.10
1	D	922	GLN	N-CA-C	7.48	131.21	111.00
1	A	912	GLY	N-CA-C	7.46	131.76	113.10
1	D	177	ARG	N-CA-C	7.45	131.12	111.00
2	C	343	ASP	N-CA-C	-7.45	90.89	111.00
1	D	869	ARG	NE-CZ-NH1	-7.45	116.58	120.30
1	D	1236	GLN	N-CA-C	7.42	131.05	111.00
2	E	381	ILE	N-CA-C	-7.42	90.98	111.00
1	D	669	MET	N-CA-C	-7.41	90.98	111.00
1	D	728	THR	N-CA-C	-7.39	91.04	111.00
1	A	203	LEU	CA-CB-CG	-7.37	98.34	115.30
1	D	180	PRO	N-CA-C	-7.37	92.94	112.10
1	D	231	GLU	N-CA-C	7.37	130.90	111.00
1	D	1130	CYS	N-CA-C	7.33	130.79	111.00
1	A	872	SER	N-CA-C	-7.33	91.21	111.00
2	C	459	ASP	N-CA-C	7.33	130.79	111.00

Continued on next page...

Continued from previous page...

Mol	Chain	Res	Type	Atoms	Z	Observed(°)	Ideal(°)
1	A	602	LEU	N-CA-C	-7.32	91.24	111.00
1	D	566	LEU	N-CA-C	-7.30	91.28	111.00
2	E	381	ILE	O-C-N	7.29	134.36	122.70
1	D	568	GLY	N-CA-C	-7.28	94.89	113.10
2	E	433	ASP	N-CA-C	-7.27	91.37	111.00
1	A	195	LEU	CA-CB-CG	7.26	132.01	115.30
1	D	644	GLY	N-CA-C	-7.26	94.94	113.10
1	D	75	ASP	N-CA-C	-7.26	91.39	111.00
1	A	735	GLY	N-CA-C	7.23	131.18	113.10
1	A	996	ARG	N-CA-C	7.19	130.42	111.00
2	C	204	LEU	N-CA-C	7.18	130.39	111.00
2	F	196	CYS	CA-CB-SG	7.18	126.92	114.00
2	B	281	GLU	CA-C-N	-7.18	101.41	117.20
1	A	1207	GLU	N-CA-C	-7.11	91.80	111.00
1	A	1208	ARG	N-CA-C	-7.08	91.88	111.00
1	D	233	TYR	N-CA-C	7.07	130.10	111.00
2	F	127	PRO	N-CA-C	-7.07	93.72	112.10
2	B	280	ASP	CA-C-N	-7.05	101.69	117.20
1	D	1015	THR	N-CA-C	7.05	130.03	111.00
1	D	357	ALA	C-N-CA	-7.05	104.08	121.70
1	A	1236	GLN	N-CA-C	7.01	129.93	111.00
2	C	471	LEU	CA-CB-CG	-6.97	99.26	115.30
1	D	1237	PRO	N-CA-C	6.97	130.23	112.10
1	D	768	LYS	N-CA-C	-6.97	92.18	111.00
2	F	343	ASP	N-CA-C	-6.93	92.29	111.00
1	A	1211	GLY	N-CA-C	-6.93	95.78	113.10
1	D	991	GLY	N-CA-C	6.92	130.41	113.10
1	D	891	VAL	CA-CB-CG1	-6.91	100.53	110.90
2	C	320	SER	N-CA-C	6.90	129.62	111.00
1	A	759	SER	N-CA-C	6.88	129.57	111.00
2	F	457	SER	N-CA-C	6.87	129.55	111.00
1	D	633	LYS	N-CA-C	6.86	129.53	111.00
1	A	122	ASP	N-CA-C	6.83	129.43	111.00
2	C	318	ASN	N-CA-C	-6.82	92.60	111.00
1	A	1031	GLU	N-CA-C	-6.81	92.62	111.00
1	A	258	GLN	N-CA-C	-6.80	92.64	111.00
1	D	710	ALA	N-CA-C	6.79	129.35	111.00
1	D	846	THR	N-CA-C	-6.79	92.68	111.00
2	E	384	ALA	CA-C-N	-6.76	102.33	117.20
2	F	318	ASN	N-CA-C	-6.76	92.75	111.00
2	C	286	GLY	N-CA-C	-6.74	96.26	113.10
1	D	1180	PHE	N-CA-C	6.74	129.19	111.00

Continued on next page...

Continued from previous page...

Mol	Chain	Res	Type	Atoms	Z	Observed(°)	Ideal(°)
1	A	259	ARG	N-CA-C	6.73	129.18	111.00
1	A	1232	GLU	N-CA-C	-6.73	92.82	111.00
1	A	277	HIS	N-CA-C	-6.72	92.86	111.00
1	A	231	GLU	N-CA-C	6.72	129.13	111.00
2	F	318	ASN	C-N-CA	6.71	138.48	121.70
1	D	354	ASN	N-CA-C	6.69	129.07	111.00
2	C	133	HIS	N-CA-C	6.68	129.05	111.00
1	D	1070	PRO	CA-N-CD	-6.68	102.14	111.50
2	F	139	LEU	N-CA-C	6.68	129.03	111.00
1	A	92	GLY	N-CA-C	-6.68	96.41	113.10
2	C	457	SER	N-CA-C	6.66	128.99	111.00
1	D	516	GLU	N-CA-C	6.66	128.99	111.00
2	F	134	LYS	N-CA-C	6.65	128.94	111.00
2	F	247	THR	N-CA-C	-6.65	93.06	111.00
2	C	178	SER	N-CA-C	6.63	128.89	111.00
1	D	248	GLU	C-N-CA	6.63	138.27	121.70
2	E	280	ASP	N-CA-C	6.61	128.84	111.00
1	D	938	THR	N-CA-C	-6.60	93.17	111.00
1	D	759	SER	N-CA-C	6.56	128.70	111.00
1	A	1206	MET	N-CA-C	6.55	128.70	111.00
1	A	419	PRO	N-CA-C	6.54	129.11	112.10
2	F	120	VAL	N-CA-C	6.54	128.65	111.00
1	D	272	SER	N-CA-C	-6.48	93.49	111.00
2	B	281	GLU	O-C-N	6.47	133.06	122.70
2	C	127	PRO	N-CA-C	-6.46	95.29	112.10
2	F	178	SER	N-CA-C	6.46	128.44	111.00
2	C	247	THR	N-CA-C	-6.46	93.57	111.00
2	C	459	ASP	CA-C-N	-6.45	103.01	117.20
1	D	565	HIS	N-CA-C	-6.44	93.60	111.00
1	D	351	SER	O-C-N	6.43	132.99	122.70
2	C	335	VAL	CB-CA-C	-6.42	99.21	111.40
2	F	452	LEU	N-CA-C	-6.41	93.69	111.00
1	D	193	ARG	N-CA-C	-6.39	93.73	111.00
1	A	82	GLY	N-CA-C	-6.36	97.19	113.10
1	A	238	GLN	C-N-CA	6.34	137.55	121.70
1	A	346	ASP	N-CA-C	6.34	128.12	111.00
1	A	349	ASP	N-CA-C	-6.34	93.88	111.00
2	F	299	LEU	N-CA-C	6.33	128.10	111.00
1	A	1206	MET	CA-CB-CG	-6.33	102.54	113.30
1	A	1174	PRO	N-CA-C	6.32	128.54	112.10
1	D	275	ARG	N-CA-C	-6.32	93.92	111.00
2	C	428	LEU	CA-CB-CG	-6.32	100.76	115.30

Continued on next page...

Continued from previous page...

Mol	Chain	Res	Type	Atoms	Z	Observed(°)	Ideal(°)
1	D	291	PHE	N-CA-C	6.31	128.05	111.00
1	D	566	LEU	CA-CB-CG	6.31	129.81	115.30
1	A	658	LYS	N-CA-C	-6.31	93.97	111.00
1	A	233	TYR	N-CA-C	6.30	128.02	111.00
2	B	309	HIS	N-CA-C	6.30	128.00	111.00
1	D	116	PRO	N-CA-C	-6.27	95.79	112.10
1	A	1024	ASP	N-CA-C	6.27	127.92	111.00
1	A	72	ASN	N-CA-C	-6.26	94.11	111.00
1	A	956	GLY	N-CA-C	6.25	128.72	113.10
1	A	1198	LYS	N-CA-C	-6.23	94.18	111.00
1	A	1209	ARG	N-CA-C	-6.17	94.33	111.00
1	D	1008	LEU	CA-CB-CG	6.16	129.47	115.30
1	A	825	VAL	N-CA-C	-6.16	94.37	111.00
1	D	579	ARG	N-CA-C	-6.16	94.37	111.00
2	C	299	LEU	N-CA-C	6.14	127.59	111.00
1	A	1011	PRO	N-CA-C	-6.14	96.15	112.10
1	D	164	PRO	N-CA-C	-6.13	96.15	112.10
2	C	134	LYS	N-CA-C	6.13	127.56	111.00
1	D	1179	PHE	N-CA-C	6.13	127.55	111.00
2	E	381	ILE	CA-C-O	6.12	132.96	120.10
1	A	256	PRO	N-CA-C	-6.11	96.22	112.10
1	A	466	LEU	CA-CB-CG	6.09	129.30	115.30
1	A	392	LEU	N-CA-C	6.08	127.42	111.00
1	A	951	TYR	N-CA-C	-6.07	94.61	111.00
1	D	532	PRO	N-CA-C	6.06	127.86	112.10
1	D	744	ILE	N-CA-C	6.05	127.33	111.00
1	D	364	VAL	N-CA-C	6.03	127.28	111.00
1	A	632	ALA	N-CA-C	-6.02	94.75	111.00
1	A	846	THR	N-CA-C	-6.02	94.75	111.00
1	A	1026	ARG	N-CA-CB	-6.02	99.76	110.60
1	D	192	GLU	N-CA-C	6.01	127.24	111.00
1	A	130	LEU	N-CA-C	5.98	127.14	111.00
1	A	131	TYR	N-CA-C	5.97	127.13	111.00
2	E	281	GLU	N-CA-C	-5.97	94.88	111.00
1	D	648	PRO	N-CA-C	-5.96	96.61	112.10
2	F	450	ASN	N-CA-C	-5.93	94.98	111.00
1	D	348	LEU	CA-CB-CG	5.92	128.93	115.30
1	A	1030	ARG	N-CA-C	-5.91	95.05	111.00
1	A	518	ALA	N-CA-C	5.90	126.94	111.00
1	A	226	GLN	N-CA-C	-5.90	95.07	111.00
2	E	107	ARG	NE-CZ-NH1	5.89	123.25	120.30
1	D	346	ASP	CB-CA-C	5.89	122.17	110.40

Continued on next page...

Continued from previous page...

Mol	Chain	Res	Type	Atoms	Z	Observed(°)	Ideal(°)
1	A	220	TRP	N-CA-C	5.88	126.89	111.00
1	A	383	LYS	N-CA-C	-5.87	95.14	111.00
1	D	734	HIS	N-CA-C	-5.87	95.16	111.00
1	D	821	LEU	C-N-CD	-5.87	107.70	120.60
1	A	121	PRO	N-CA-C	5.85	127.31	112.10
1	A	966	LEU	CA-CB-CG	5.85	128.75	115.30
2	C	236	GLU	N-CA-C	5.85	126.79	111.00
2	E	385	LEU	C-N-CA	-5.84	107.09	121.70
1	A	275	ARG	N-CA-C	-5.84	95.24	111.00
1	D	537	GLU	N-CA-C	5.84	126.76	111.00
1	D	671	GLN	C-N-CA	5.84	136.29	121.70
1	A	1171	ASN	N-CA-C	5.83	126.75	111.00
2	C	400	GLN	N-CA-C	-5.82	95.29	111.00
1	A	1125	ILE	N-CA-C	5.82	126.70	111.00
1	D	418	CYS	C-N-CD	-5.81	107.82	120.60
1	A	209	PRO	N-CA-C	5.81	127.20	112.10
1	A	108	GLN	N-CA-C	-5.80	95.33	111.00
2	B	260	LEU	N-CA-C	-5.80	95.35	111.00
1	A	628	ARG	N-CA-C	-5.79	95.38	111.00
2	C	458	ARG	NE-CZ-NH2	-5.79	117.41	120.30
2	E	179	GLY	N-CA-C	-5.79	98.64	113.10
2	F	467	HIS	N-CA-C	-5.79	95.38	111.00
1	A	418	CYS	C-N-CD	-5.77	107.90	120.60
2	B	267	ALA	N-CA-C	5.76	126.56	111.00
1	D	1020	ILE	N-CA-C	5.75	126.52	111.00
1	A	238	GLN	CB-CA-C	-5.74	98.92	110.40
2	F	236	GLU	N-CA-C	5.72	126.45	111.00
2	C	139	LEU	N-CA-C	5.72	126.44	111.00
1	D	77	GLN	N-CA-C	5.71	126.42	111.00
1	A	348	LEU	N-CA-C	-5.70	95.61	111.00
1	A	1218	LEU	N-CA-C	5.70	126.39	111.00
1	A	498	LYS	N-CA-C	5.69	126.37	111.00
2	C	302	THR	N-CA-C	5.68	126.34	111.00
1	A	784	GLY	N-CA-C	5.67	127.29	113.10
2	E	386	ASP	N-CA-C	5.67	126.31	111.00
1	A	1204	THR	N-CA-C	5.67	126.31	111.00
1	D	874	LEU	N-CA-C	5.65	126.25	111.00
1	D	999	ASP	N-CA-CB	-5.64	100.44	110.60
1	A	1213	PRO	CA-N-CD	-5.63	103.61	111.50
1	D	1067	SER	N-CA-C	-5.63	95.81	111.00
1	A	660	CYS	N-CA-C	5.62	126.19	111.00
1	A	130	LEU	CA-CB-CG	-5.62	102.38	115.30

Continued on next page...

Continued from previous page...

Mol	Chain	Res	Type	Atoms	Z	Observed(°)	Ideal(°)
1	A	872	SER	C-N-CA	5.60	135.70	121.70
1	D	280	GLU	OE1-CD-OE2	-5.60	116.58	123.30
1	D	841	LEU	CA-CB-CG	5.60	128.17	115.30
1	D	735	GLY	C-N-CA	5.59	135.69	121.70
2	C	469	SER	N-CA-C	5.59	126.09	111.00
1	D	651	ALA	N-CA-C	-5.59	95.92	111.00
2	B	311	LEU	N-CA-C	-5.58	95.93	111.00
1	D	616	GLU	N-CA-C	5.58	126.07	111.00
1	A	1067	SER	N-CA-C	5.58	126.06	111.00
1	A	737	GLY	N-CA-C	5.58	127.04	113.10
1	D	189	ILE	N-CA-C	-5.57	95.96	111.00
1	A	560	PRO	N-CA-C	5.56	126.56	112.10
1	A	1158	LEU	CA-CB-CG	-5.54	102.56	115.30
1	A	996	ARG	NE-CZ-NH1	-5.52	117.54	120.30
1	D	1179	PHE	C-N-CA	5.52	135.51	121.70
1	D	352	SER	CA-C-O	5.52	131.70	120.10
1	D	510	ALA	N-CA-C	-5.52	96.09	111.00
1	D	581	ASP	N-CA-C	5.52	125.91	111.00
1	A	1214	GLN	N-CA-C	5.52	125.90	111.00
2	B	121	PHE	N-CA-C	5.51	125.89	111.00
1	A	180	PRO	N-CA-C	-5.51	97.77	112.10
1	D	351	SER	CA-C-O	-5.50	108.54	120.10
1	A	610	PHE	C-N-CA	-5.49	98.92	122.00
1	D	605	LEU	C-N-CA	-5.49	107.97	121.70
1	A	255	SER	N-CA-C	5.48	125.79	111.00
1	A	79	LEU	CB-CG-CD2	-5.47	101.70	111.00
2	C	341	ASP	N-CA-C	-5.47	96.23	111.00
2	F	280	ASP	N-CA-C	5.47	125.77	111.00
2	F	445	GLU	N-CA-C	5.47	125.77	111.00
1	A	286	GLY	N-CA-C	-5.46	99.46	113.10
1	A	907	PHE	N-CA-C	-5.45	96.28	111.00
1	A	218	SER	N-CA-CB	-5.44	102.33	110.50
1	D	212	ALA	N-CA-C	-5.44	96.31	111.00
1	A	172	ALA	N-CA-C	5.43	125.66	111.00
1	A	581	ASP	N-CA-C	5.42	125.64	111.00
2	C	279	GLN	CA-C-N	-5.42	105.26	117.20
2	F	86	LEU	CB-CG-CD2	-5.42	101.79	111.00
1	D	1142	ARG	N-CA-C	-5.40	96.41	111.00
1	A	1070	PRO	CA-N-CD	-5.40	103.94	111.50
1	D	221	TYR	N-CA-C	5.40	125.57	111.00
1	D	1171	ASN	N-CA-C	5.40	125.57	111.00
2	B	310	GLU	N-CA-C	-5.39	96.44	111.00

Continued on next page...

Continued from previous page...

Mol	Chain	Res	Type	Atoms	Z	Observed(°)	Ideal(°)
1	D	515	ILE	N-CA-C	5.38	125.53	111.00
2	C	129	ASP	N-CA-C	5.38	125.52	111.00
1	D	1177	VAL	N-CA-C	-5.38	96.48	111.00
1	D	775	GLU	N-CA-C	-5.37	96.50	111.00
2	F	367	LEU	N-CA-C	-5.37	96.51	111.00
1	A	238	GLN	CA-C-N	-5.36	105.40	117.20
1	A	74	LEU	C-N-CA	-5.36	108.30	121.70
1	D	247	LEU	CB-CG-CD1	-5.36	101.90	111.00
2	F	133	HIS	C-N-CA	5.34	135.05	121.70
2	F	355	GLN	N-CA-C	-5.34	96.58	111.00
1	D	71	HIS	N-CA-C	5.33	125.40	111.00
1	A	232	ARG	C-N-CA	5.33	135.03	121.70
1	D	1131	ILE	N-CA-C	5.33	125.38	111.00
1	A	919	MET	N-CA-C	-5.31	96.67	111.00
1	A	521	PRO	N-CA-C	5.30	125.88	112.10
1	D	1179	PHE	CA-C-N	-5.29	105.55	117.20
1	D	919	MET	N-CA-C	-5.29	96.71	111.00
1	D	257	THR	N-CA-C	5.29	125.29	111.00
1	A	873	GLU	N-CA-C	5.28	125.26	111.00
1	A	574	ARG	N-CA-C	5.28	125.25	111.00
1	D	528	GLU	N-CA-C	5.28	125.24	111.00
1	A	626	GLY	N-CA-C	5.27	126.28	113.10
2	F	459	ASP	N-CA-C	5.27	125.22	111.00
1	D	74	LEU	N-CA-C	5.26	125.21	111.00
1	A	1193	VAL	N-CA-C	5.26	125.20	111.00
1	D	530	LEU	CA-CB-CG	5.26	127.39	115.30
1	D	1072	THR	N-CA-C	5.25	125.17	111.00
1	D	353	VAL	N-CA-CB	-5.25	99.96	111.50
2	C	133	HIS	CA-C-N	-5.24	105.67	117.20
1	D	128	PRO	N-CA-C	5.23	125.71	112.10
1	D	239	LEU	N-CA-C	-5.23	96.87	111.00
1	D	198	ASP	N-CA-C	-5.23	96.87	111.00
1	A	563	PRO	N-CA-C	5.23	125.69	112.10
1	A	522	GLY	N-CA-C	5.22	126.16	113.10
1	A	1001	GLY	N-CA-C	-5.22	100.04	113.10
1	D	657	ARG	N-CA-C	5.21	125.08	111.00
2	E	325	ARG	N-CA-C	5.21	125.08	111.00
1	A	183	GLU	N-CA-C	5.21	125.06	111.00
1	A	74	LEU	CA-CB-CG	5.21	127.28	115.30
1	A	1210	TYR	CA-C-N	-5.20	105.80	116.20
1	D	881	PRO	C-N-CD	-5.20	109.17	120.60
2	C	92	LEU	CA-CB-CG	-5.20	103.35	115.30

Continued on next page...

Continued from previous page...

Mol	Chain	Res	Type	Atoms	Z	Observed(°)	Ideal(°)
1	D	498	LYS	N-CA-C	5.20	125.03	111.00
2	E	432	TYR	CA-CB-CG	5.20	123.27	113.40
2	E	378	LEU	CB-CG-CD2	-5.19	102.17	111.00
1	D	727	ASP	N-CA-C	-5.19	96.98	111.00
1	A	757	GLY	N-CA-C	-5.19	100.13	113.10
2	C	133	HIS	C-N-CA	5.18	134.66	121.70
2	F	449	GLU	N-CA-C	5.18	124.99	111.00
1	A	606	THR	CB-CA-C	-5.18	97.62	111.60
1	A	611	PRO	N-CA-C	5.18	125.56	112.10
1	D	1210	TYR	N-CA-C	-5.17	97.06	111.00
1	A	1142	ARG	N-CA-C	-5.16	97.08	111.00
2	E	381	ILE	CB-CA-C	5.15	121.90	111.60
1	A	1201	SER	N-CA-C	-5.15	97.09	111.00
1	D	130	LEU	CA-CB-CG	-5.15	103.46	115.30
2	B	215	PHE	N-CA-C	5.15	124.89	111.00
1	D	1132	SER	N-CA-C	-5.14	97.11	111.00
1	A	1231	LEU	N-CA-C	5.13	124.86	111.00
1	D	612	LEU	CB-CG-CD2	-5.13	102.28	111.00
1	D	1021	SER	N-CA-C	-5.12	97.18	111.00
1	A	612	LEU	N-CA-C	-5.12	97.18	111.00
1	D	292	LEU	CA-CB-CG	-5.11	103.54	115.30
2	C	458	ARG	NE-CZ-NH1	5.11	122.86	120.30
2	B	280	ASP	N-CA-C	5.11	124.79	111.00
2	C	467	HIS	N-CA-C	-5.09	97.26	111.00
1	D	1013	ASP	N-CA-C	5.08	124.73	111.00
1	D	411	LEU	N-CA-C	5.08	124.71	111.00
1	D	515	ILE	CB-CA-C	-5.07	101.46	111.60
1	A	187	VAL	N-CA-C	-5.06	97.33	111.00
2	C	197	LEU	CA-CB-CG	5.06	126.94	115.30
1	D	192	GLU	CA-C-N	-5.06	106.06	117.20
1	D	622	TYR	N-CA-C	5.06	124.67	111.00
1	D	992	LEU	CA-CB-CG	5.06	126.94	115.30
1	A	370	PRO	N-CA-C	-5.06	98.95	112.10
1	D	609	GLY	N-CA-C	-5.06	100.46	113.10
1	A	231	GLU	CA-C-N	-5.05	106.08	117.20
1	A	528	GLU	N-CA-C	5.03	124.58	111.00
1	A	189	ILE	CB-CA-C	-5.03	101.55	111.60
2	B	281	GLU	N-CA-C	5.03	124.57	111.00
1	D	1031	GLU	N-CA-C	-5.02	97.44	111.00
2	B	271	SER	N-CA-C	-5.02	97.44	111.00
1	A	224	CYS	CB-CA-C	-5.02	100.36	110.40
1	A	229	VAL	CA-CB-CG2	-5.01	103.38	110.90

Continued on next page...

Continued from previous page...

Mol	Chain	Res	Type	Atoms	Z	Observed($^{\circ}$)	Ideal($^{\circ}$)
1	D	1073	PRO	N-CA-C	5.01	125.13	112.10
2	C	138	LEU	N-CA-C	5.01	124.53	111.00
1	D	346	ASP	CB-CG-OD2	5.00	122.80	118.30

All (2) chirality outliers are listed below:

Mol	Chain	Res	Type	Atom
1	D	249	VAL	CA
2	E	385	LEU	CA

All (12) planarity outliers are listed below:

Mol	Chain	Res	Type	Group
1	A	1179	PHE	Sidechain
1	A	221	TYR	Sidechain
1	A	239	LEU	Mainchain
1	A	395	TYR	Sidechain
2	B	417	TYR	Sidechain
2	C	351	TYR	Sidechain
1	D	368	PRO	Mainchain
1	D	656	TYR	Sidechain
1	D	995	TYR	Sidechain
2	E	432	TYR	Sidechain
2	E	478	TYR	Sidechain
2	F	206	TYR	Sidechain

5.2 Too-close contacts

In the following table, the Non-H and H(model) columns list the number of non-hydrogen atoms and hydrogen atoms in the chain respectively. The H(added) column lists the number of hydrogen atoms added and optimized by MolProbity. The Clashes column lists the number of clashes within the asymmetric unit, whereas Symm-Clashes lists symmetry-related clashes.

Mol	Chain	Non-H	H(model)	H(added)	Clashes	Symm-Clashes
1	A	8681	0	8521	3592	8
1	D	8695	0	8540	3900	7
2	B	2871	0	2862	809	0
2	C	3181	0	3168	1419	1
2	E	2871	0	2862	945	0
2	F	3181	0	3168	1467	4
All	All	29480	0	29121	11814	10

The all-atom clashscore is defined as the number of clashes found per 1000 atoms (including hydrogen atoms). The all-atom clashscore for this structure is 202.

All (11814) close contacts within the same asymmetric unit are listed below, sorted by their clash magnitude.

Atom-1	Atom-2	Interatomic distance (Å)	Clash overlap (Å)
1:D:352:SER:CA	1:D:352:SER:C	1.74	1.55
1:D:460:LYS:HE2	1:D:460:LYS:N	1.20	1.48
2:E:432:TYR:HB2	2:E:437:ILE:CD1	1.51	1.39
1:D:352:SER:CA	1:D:358:GLU:OE2	1.73	1.36
1:D:914:THR:O	1:D:918:TRP:HB3	1.24	1.35
1:D:352:SER:N	1:D:358:GLU:OE2	1.58	1.34
1:D:995:TYR:CE1	1:D:1004:LEU:HB3	1.66	1.31
2:C:356:LEU:HB3	2:C:359:ASN:ND2	1.44	1.30
1:D:460:LYS:H	1:D:460:LYS:CE	1.44	1.28
1:A:513:LEU:HB2	1:A:568:GLY:CA	1.64	1.28
1:A:1210:TYR:CE1	1:A:1213:PRO:HG2	1.68	1.28
2:F:241:TRP:HB2	2:F:336:LEU:CD1	1.64	1.27
1:A:784:GLY:HA2	2:C:362:THR:OG1	1.29	1.26
1:D:275:ARG:HB2	1:D:843:GLN:CB	1.64	1.25
1:A:669:MET:O	1:A:673:ALA:HB2	1.29	1.25
1:D:275:ARG:NE	1:D:843:GLN:H	1.31	1.25
1:D:1006:ARG:NH1	1:D:1006:ARG:HA	1.49	1.25
1:A:76:ILE:HB	1:A:911:HIS:NE2	1.49	1.24
1:A:210:THR:CB	1:A:224:CYS:HB2	1.66	1.24
1:D:352:SER:C	1:D:358:GLU:OE2	1.75	1.23
1:A:656:TYR:HB3	1:A:720:THR:CB	1.66	1.23
1:D:827:ARG:O	1:D:829:PRO:HD3	1.36	1.23
2:C:241:TRP:HB2	2:C:336:LEU:CD1	1.69	1.23
2:C:303:LEU:HA	2:C:337:SER:OG	1.31	1.23
1:D:891:VAL:HG11	1:D:1135:ASP:O	1.12	1.22
2:E:382:LYS:HE2	2:E:412:SER:O	1.37	1.22
1:D:259:ARG:CZ	1:D:259:ARG:HA	1.68	1.22
1:D:1131:ILE:HD11	1:D:1138:ARG:N	1.55	1.22
1:A:389:PHE:HA	1:A:393:MET:SD	1.79	1.21
1:D:249:VAL:CG1	1:D:252:GLY:H	1.52	1.21
1:D:367:PRO:CD	1:D:368:PRO:HD3	1.70	1.21
1:D:420:HIS:ND1	1:D:421:PRO:HD2	1.54	1.21
1:D:801:TRP:CZ3	1:D:870:VAL:HG11	1.74	1.21
1:D:548:CYS:O	1:D:552:LEU:HG	1.35	1.21
2:F:447:THR:O	2:F:452:LEU:HD12	1.40	1.21
2:E:78:PHE:O	2:E:79:LEU:HG	1.39	1.21
1:D:1029:GLN:CG	1:D:1030:ARG:HE	1.53	1.20

Continued on next page...

Continued from previous page...

Atom-1	Atom-2	Interatomic distance (Å)	Clash overlap (Å)
1:A:477:GLU:CG	1:A:478:ARG:H	1.54	1.20
1:D:1020:ILE:HD13	1:D:1021:SER:N	1.54	1.20
1:A:213:VAL:HG12	1:A:401:TRP:NE1	1.55	1.20
1:D:278:ILE:HG22	1:D:279:ARG:HD3	1.23	1.20
1:D:504:LYS:CB	1:D:523:ASP:HB2	1.71	1.20
1:D:352:SER:O	1:D:358:GLU:CD	1.81	1.19
1:D:604:ALA:HA	1:D:613:HIS:CE1	1.77	1.19
1:A:996:ARG:NH1	1:A:1000:GLU:HB3	1.58	1.19
1:A:346:ASP:HB3	1:A:1040:LYS:HZ3	1.03	1.19
1:A:666:GLN:O	1:A:670:PRO:HD3	1.36	1.18
1:A:927:ARG:HG2	1:A:928:GLY:H	1.04	1.18
1:D:275:ARG:CB	1:D:843:GLN:HB3	1.71	1.18
1:A:1026:ARG:CB	1:A:1029:GLN:HB2	1.74	1.18
1:D:294:THR:HG22	1:D:407:PHE:HE2	1.06	1.18
1:D:608:ASP:HB3	1:D:620:TRP:CD2	1.78	1.18
1:D:610:PHE:H	1:D:611:PRO:HD3	1.07	1.18
2:E:432:TYR:CB	2:E:437:ILE:HD11	1.73	1.18
2:F:208:LEU:CD1	2:F:240:VAL:HB	1.72	1.18
1:D:992:LEU:HB3	1:D:996:ARG:HG2	1.18	1.18
1:A:498:LYS:HD2	1:A:518:ALA:HB3	1.24	1.17
1:D:1027:LYS:NZ	1:D:1091:GLU:HG2	1.60	1.17
2:B:383:VAL:HG13	2:B:413:VAL:CG1	1.75	1.17
2:C:424:SER:HB3	2:C:427:GLN:HE22	1.07	1.17
1:A:1005:VAL:HA	1:A:1008:LEU:CD1	1.73	1.17
1:A:1199:THR:HA	1:A:1200:PRO:C	1.64	1.17
1:D:900:ALA:HB1	1:D:915:ALA:HB1	1.27	1.17
2:F:446:THR:HB	2:F:450:ASN:HB2	1.18	1.16
2:B:72:ILE:HA	2:B:75:ARG:HE	1.01	1.16
1:D:642:SER:HA	1:D:645:VAL:HG11	1.26	1.16
1:D:891:VAL:CG1	1:D:1135:ASP:O	1.94	1.16
1:D:1165:ALA:HB2	1:D:1173:LEU:HD12	1.22	1.16
1:A:477:GLU:HG3	1:A:478:ARG:N	1.55	1.16
1:D:420:HIS:CD2	1:D:1020:ILE:HD12	1.79	1.16
1:A:213:VAL:CG1	1:A:401:TRP:HE1	1.59	1.16
1:A:612:LEU:HG	1:A:614:TYR:H	1.09	1.16
1:A:871:GLY:C	1:A:873:GLU:H	1.38	1.16
1:D:1014:ARG:O	1:D:1014:ARG:HD2	1.45	1.16
1:A:593:SER:HA	1:A:596:MET:HG3	1.28	1.16
1:A:823:ARG:HB3	1:A:825:VAL:HG23	1.20	1.15
1:D:1029:GLN:HG2	1:D:1030:ARG:HE	1.02	1.15
2:F:78:PHE:CE1	2:F:103:GLY:HA2	1.80	1.15

Continued on next page...

Continued from previous page...

Atom-1	Atom-2	Interatomic distance (Å)	Clash overlap (Å)
2:F:454:HIS:HB2	2:F:466:MET:O	1.46	1.15
2:F:454:HIS:HA	2:F:468:ILE:HD12	1.28	1.15
2:B:383:VAL:CG1	2:B:413:VAL:HG13	1.76	1.15
2:C:78:PHE:CE1	2:C:103:GLY:HA2	1.81	1.15
1:D:350:ILE:CG2	1:D:352:SER:HB2	1.74	1.15
2:E:376:PRO:O	2:E:380:PRO:HD3	1.42	1.15
1:D:616:GLU:O	1:D:725:PRO:HD3	1.47	1.15
2:E:372:LEU:HG	2:E:373:LYS:N	1.61	1.15
1:A:612:LEU:HD22	1:A:621:GLY:N	1.61	1.15
1:D:891:VAL:HG11	1:D:1135:ASP:C	1.67	1.15
2:C:127:PRO:HD2	2:C:210:GLN:HB2	1.26	1.14
1:D:548:CYS:C	1:D:551:LYS:HD3	1.67	1.14
1:D:891:VAL:HA	1:D:894:GLN:CD	1.66	1.14
1:A:275:ARG:NH2	1:A:845:VAL:HA	1.62	1.14
1:A:472:GLN:HG3	2:C:460:THR:CA	1.77	1.14
2:C:386:ASP:HB2	2:C:442:LEU:HA	1.19	1.14
2:C:418:LEU:O	2:C:421:MET:HG2	1.46	1.14
1:D:509:THR:HB	1:D:512:LYS:HB3	1.27	1.14
1:D:551:LYS:CD	1:D:551:LYS:H	1.49	1.14
2:B:309:HIS:HB3	2:B:312:LEU:HD22	1.29	1.14
1:A:1030:ARG:HG2	1:A:1040:LYS:HZ1	1.12	1.14
2:C:443:VAL:HA	2:C:447:THR:HG21	1.28	1.14
1:D:356:LEU:HD13	1:D:369:LEU:CD2	1.75	1.14
1:D:1131:ILE:CD1	1:D:1138:ARG:H	1.58	1.14
1:A:253:ALA:HB2	1:A:280:GLU:HB2	1.16	1.14
1:A:996:ARG:HH12	1:A:1003:TRP:CB	1.58	1.14
1:D:866:ARG:HG3	1:D:1069:ILE:HG21	1.15	1.14
1:D:1204:THR:HA	1:D:1207:GLU:HB3	1.15	1.14
1:D:81:ARG:HB2	1:D:81:ARG:NH1	1.63	1.13
1:D:300:ALA:HB2	1:D:847:ALA:HB1	1.18	1.13
1:D:504:LYS:HD2	1:D:523:ASP:HB3	1.23	1.13
1:A:513:LEU:CB	1:A:568:GLY:HA2	1.78	1.13
2:C:82:SER:HA	2:C:86:LEU:HD21	1.18	1.13
1:D:242:ALA:HB1	1:D:245:ILE:HG12	1.21	1.13
1:D:267:VAL:HB	1:D:269:HIS:CD2	1.82	1.13
1:D:801:TRP:CE3	1:D:870:VAL:HG11	1.82	1.13
2:F:239:LEU:O	2:F:338:VAL:HG22	1.46	1.13
1:A:618:HIS:N	1:A:725:PRO:HG2	1.64	1.13
1:D:81:ARG:HB2	1:D:81:ARG:HH11	1.11	1.13
1:D:449:GLN:HG2	1:D:805:HIS:NE2	1.62	1.13
1:D:1006:ARG:HH11	1:D:1006:ARG:CA	1.61	1.13

Continued on next page...

Continued from previous page...

Atom-1	Atom-2	Interatomic distance (Å)	Clash overlap (Å)
2:F:304:TRP:N	2:F:337:SER:HB2	1.60	1.13
2:F:387:VAL:CG2	2:F:417:TYR:HA	1.78	1.13
1:A:253:ALA:HB2	1:A:280:GLU:CB	1.77	1.13
1:A:502:LYS:HG3	1:A:503:VAL:H	1.08	1.13
1:D:275:ARG:HE	1:D:842:PRO:HA	1.02	1.13
1:D:891:VAL:HG13	1:D:1135:ASP:HB3	1.28	1.13
1:D:1006:ARG:NH1	1:D:1009:ASN:HB2	1.61	1.13
2:E:213:VAL:HA	2:E:235:THR:HA	1.28	1.13
1:A:444:TYR:HD2	1:A:874:LEU:HD23	1.07	1.13
1:A:608:ASP:HB3	1:A:779:LEU:CD1	1.77	1.12
2:B:279:GLN:O	2:B:280:ASP:HB2	1.49	1.12
2:C:125:VAL:HG22	2:C:208:LEU:HA	1.16	1.13
1:A:992:LEU:HD23	1:A:997:LEU:HD12	1.25	1.12
2:C:351:TYR:C	2:C:355:GLN:HB2	1.68	1.12
2:E:432:TYR:HA	2:E:435:MET:HB2	1.18	1.12
1:A:959:GLN:HB2	1:A:960:PRO:CD	1.78	1.12
2:C:236:GLU:HA	2:C:341:ASP:HB3	1.30	1.12
2:C:446:THR:HA	2:C:450:ASN:CB	1.78	1.12
1:D:235:TRP:HD1	1:D:236:THR:HG22	1.06	1.12
1:D:797:MET:HB2	1:D:869:ARG:HD2	1.30	1.12
1:A:245:ILE:HG13	1:A:246:PRO:HD3	1.31	1.12
1:A:756:ASP:HB3	1:A:1057:MET:HG2	1.20	1.12
1:D:652:ILE:HA	1:D:655:LEU:HG	1.30	1.12
1:D:1221:TYR:HA	1:D:1224:ILE:CG2	1.80	1.12
2:F:203:ARG:CA	2:F:325:ARG:HD3	1.79	1.12
1:A:346:ASP:HB3	1:A:1040:LYS:NZ	1.64	1.12
1:A:658:LYS:HG3	1:A:713:PRO:HB2	1.30	1.12
1:A:1043:VAL:HG13	1:A:1046:GLU:HB3	1.16	1.12
2:B:285:LYS:HG2	2:B:286:GLY:N	1.56	1.12
2:C:203:ARG:HA	2:C:325:ARG:HD3	1.20	1.12
1:D:203:LEU:H	1:D:380:GLY:HA2	1.02	1.12
1:D:235:TRP:CD1	1:D:236:THR:HG22	1.84	1.12
1:D:668:LEU:O	1:D:671:GLN:HB2	1.46	1.12
1:D:1133:ILE:HB	1:D:1136:GLU:HB2	1.17	1.12
1:A:503:VAL:HB	1:A:521:PRO:HA	1.30	1.12
1:D:591:LEU:HD11	1:D:594:LEU:HG	1.31	1.12
1:D:775:GLU:HG2	1:D:780:GLN:HG3	1.31	1.12
1:D:1193:VAL:CG2	1:D:1194:THR:H	1.60	1.12
1:A:70:ARG:HB2	1:A:81:ARG:HB3	1.32	1.11
1:A:79:LEU:HD21	1:A:1173:LEU:O	1.48	1.11
1:A:135:LEU:HD23	1:A:135:LEU:H	1.05	1.11

Continued on next page...

Continued from previous page...

Atom-1	Atom-2	Interatomic distance (Å)	Clash overlap (Å)
1:A:210:THR:HB	1:A:224:CYS:CB	1.79	1.11
1:D:128:PRO:HA	1:D:130:LEU:CD2	1.80	1.11
1:D:649:TYR:HA	1:D:652:ILE:HB	1.19	1.11
2:F:387:VAL:HG21	2:F:417:TYR:HA	1.25	1.11
1:A:775:GLU:HA	1:A:780:GLN:HG3	1.32	1.11
1:D:367:PRO:HD2	1:D:368:PRO:CD	1.79	1.11
2:F:372:LEU:HD11	2:F:436:SER:HB2	1.12	1.11
1:A:408:GLN:HA	1:A:411:LEU:HG	1.26	1.11
1:A:502:LYS:HD2	1:A:506:GLU:OE1	1.49	1.11
1:A:659:HIS:HB2	1:A:719:LEU:HD12	1.30	1.11
1:A:854:ALA:HB1	1:A:860:LEU:HD13	1.30	1.11
2:C:131:LEU:HG	2:C:133:HIS:CE1	1.85	1.11
1:D:1200:PRO:O	1:D:1203:PRO:HD2	1.47	1.11
1:A:436:PRO:HB3	1:A:881:PRO:HD3	1.13	1.11
1:A:656:TYR:HB3	1:A:720:THR:HB	1.24	1.11
1:D:375:GLU:HG3	1:D:379:LYS:HB3	1.29	1.11
2:F:247:THR:HB	2:F:251:TRP:CD1	1.85	1.11
2:F:354:PHE:CE1	2:F:370:LYS:HD3	1.84	1.11
1:A:758:ASN:HB2	1:A:1058:PHE:HZ	1.09	1.11
1:D:420:HIS:HD2	1:D:1020:ILE:HD12	0.97	1.11
1:D:781:ALA:HB3	1:D:792:LEU:HD21	1.31	1.11
1:D:1131:ILE:HD11	1:D:1138:ARG:H	1.04	1.11
1:A:170:ALA:HB1	1:A:175:TRP:CZ2	1.85	1.10
1:A:249:VAL:HG11	1:A:817:PRO:HG3	1.30	1.10
1:A:612:LEU:HG	1:A:613:HIS:N	1.59	1.10
1:A:612:LEU:HG	1:A:613:HIS:H	1.06	1.10
2:B:407:LEU:HD21	2:C:120:VAL:HA	1.23	1.10
2:C:372:LEU:HD11	2:C:436:SER:HB2	1.33	1.10
1:D:179:GLY:HA3	1:D:182:GLY:HA3	1.13	1.10
1:D:592:LEU:HA	1:D:595:GLN:HG3	1.33	1.10
1:D:1204:THR:CA	1:D:1207:GLU:HB3	1.81	1.10
1:D:1206:MET:SD	1:D:1210:TYR:HA	1.90	1.10
1:D:1209:ARG:HH21	2:F:253:ASP:HA	1.01	1.10
1:A:190:PRO:HB3	1:A:192:GLU:HG2	1.15	1.10
1:A:363:ARG:HH22	1:A:409:GLN:HB2	1.16	1.10
2:B:117:SER:HB2	2:B:262:TRP:NE1	1.64	1.10
1:D:212:ALA:O	1:D:213:VAL:HB	1.52	1.10
1:D:242:ALA:HB1	1:D:245:ILE:CG1	1.80	1.10
1:D:556:THR:HA	1:D:559:LEU:HD23	1.33	1.10
1:D:1231:LEU:HG	1:D:1232:GLU:H	0.98	1.10
1:A:176:THR:HA	1:A:218:SER:HB2	1.13	1.10

Continued on next page...

Continued from previous page...

Atom-1	Atom-2	Interatomic distance (Å)	Clash overlap (Å)
2:C:203:ARG:CA	2:C:325:ARG:HD3	1.81	1.10
1:D:798:ILE:HG22	1:D:869:ARG:HH22	1.06	1.10
2:F:241:TRP:CB	2:F:336:LEU:HD12	1.80	1.10
1:A:436:PRO:HB2	1:A:879:GLN:HA	1.33	1.10
1:A:490:TRP:HA	1:A:580:LEU:HD22	1.29	1.10
1:D:504:LYS:HB2	1:D:523:ASP:HB2	1.10	1.10
1:D:1193:VAL:HG22	1:D:1194:THR:N	1.66	1.10
2:C:382:LYS:HD3	2:C:411:ILE:HG13	1.34	1.10
1:D:270:ASN:OD1	1:D:294:THR:HG21	1.51	1.10
2:E:403:PHE:HD1	2:E:413:VAL:HB	1.01	1.10
1:A:288:ARG:HA	1:A:288:ARG:HE	0.96	1.09
1:A:575:LYS:HG3	1:A:576:LEU:H	1.11	1.09
1:A:997:LEU:HD22	1:A:998:SER:H	1.00	1.09
1:A:1148:ARG:HG2	1:A:1148:ARG:HH11	1.11	1.09
2:C:423:SER:OG	2:C:428:LEU:HD21	1.51	1.09
2:C:446:THR:O	2:C:450:ASN:HB3	1.49	1.09
1:D:1207:GLU:HA	1:D:1210:TYR:HB3	1.33	1.09
1:D:1210:TYR:OH	1:D:1212:ILE:HB	1.52	1.09
2:E:389:ARG:HE	2:E:390:GLY:N	1.48	1.09
2:C:466:MET:HB3	2:C:471:LEU:HD22	1.24	1.09
1:D:350:ILE:HG23	1:D:352:SER:HB2	1.30	1.09
2:F:82:SER:HA	2:F:86:LEU:HD21	1.30	1.09
2:F:127:PRO:CD	2:F:210:GLN:HB2	1.82	1.09
2:F:466:MET:HB3	2:F:471:LEU:HD22	1.12	1.09
1:A:363:ARG:HD2	1:A:406:VAL:HB	1.29	1.09
1:A:515:ILE:HG21	1:A:565:HIS:HA	1.29	1.09
1:A:606:THR:HG21	1:A:612:LEU:HB3	1.34	1.09
1:D:551:LYS:H	1:D:551:LYS:HD2	0.95	1.09
1:D:607:TRP:HB2	1:D:779:LEU:HD23	1.33	1.09
1:A:1043:VAL:HA	1:A:1046:GLU:H	1.16	1.09
2:B:204:LEU:HG	2:B:325:ARG:HH21	1.18	1.09
1:D:458:GLU:HA	1:D:461:LYS:HD3	1.30	1.09
1:D:1206:MET:CG	2:F:257:ARG:HH11	1.66	1.09
2:F:180:LYS:HE3	2:F:180:LYS:C	1.73	1.09
2:F:276:SER:O	2:F:287:ASN:HB2	1.51	1.09
1:A:190:PRO:HB3	1:A:192:GLU:CG	1.81	1.09
2:F:236:GLU:HA	2:F:341:ASP:HB3	1.33	1.09
2:B:262:TRP:O	2:B:265:LYS:HB3	1.52	1.08
2:B:72:ILE:HA	2:B:75:ARG:NE	1.67	1.08
2:C:456:ARG:HB2	2:C:463:LYS:CA	1.84	1.08
1:D:245:ILE:HG13	1:D:246:PRO:N	1.63	1.08

Continued on next page...

Continued from previous page...

Atom-1	Atom-2	Interatomic distance (Å)	Clash overlap (Å)
1:D:1001:GLY:HA2	1:D:1004:LEU:HD22	1.09	1.08
2:F:301:GLU:HB3	2:F:339:ASN:HB3	1.31	1.08
1:A:371:LYS:HD3	1:A:396:CYS:HA	1.30	1.08
2:C:239:LEU:O	2:C:336:LEU:HD22	1.52	1.08
1:D:316:LYS:HG2	1:D:348:LEU:HG	1.36	1.08
1:D:546:ARG:HH21	2:F:404:ASN:HB3	1.11	1.08
1:D:797:MET:HB2	1:D:869:ARG:CD	1.82	1.08
2:E:249:ASN:HD21	2:E:285:LYS:HE2	1.12	1.08
2:E:322:LEU:O	2:E:324:GLY:N	1.86	1.08
2:E:388:GLY:C	2:E:395:LEU:HD11	1.73	1.08
1:A:228:LEU:HD23	1:A:229:VAL:N	1.68	1.08
1:A:271:VAL:HG12	1:A:272:SER:H	1.14	1.08
1:A:374:ARG:HE	1:A:392:LEU:HD13	1.17	1.08
1:A:549:LEU:HD21	2:C:398:VAL:HB	1.12	1.08
2:C:421:MET:HG3	2:C:422:GLN:H	1.14	1.08
1:D:888:GLY:HA3	1:D:1138:ARG:HD3	1.24	1.08
2:E:382:LYS:HG2	2:E:412:SER:HB2	1.31	1.08
1:A:249:VAL:HG21	1:A:817:PRO:HD3	1.20	1.08
1:A:1068:ASP:H	1:A:1071:ARG:HG2	1.16	1.08
2:B:371:VAL:HA	2:B:433:ASP:HB3	1.09	1.08
2:C:435:MET:HE2	2:C:435:MET:HA	1.36	1.08
1:D:612:LEU:HD21	1:D:622:TYR:CD1	1.89	1.08
1:D:874:LEU:O	1:D:878:VAL:HG22	1.52	1.08
2:F:127:PRO:HD2	2:F:210:GLN:HB2	1.30	1.08
1:A:297:MET:SD	1:A:411:LEU:HD22	1.94	1.07
2:C:375:HIS:H	2:C:378:LEU:HD22	1.16	1.07
2:C:385:LEU:HD11	2:C:402:LEU:HB2	1.36	1.07
1:D:1141:VAL:HB	1:D:1146:ARG:NE	1.68	1.07
1:D:1172:ASP:O	1:D:1173:LEU:HG	1.54	1.07
1:A:213:VAL:HG13	1:A:221:TYR:OH	1.50	1.07
1:A:439:GLN:HG2	1:A:835:GLY:CA	1.83	1.07
1:A:606:THR:HG23	1:A:613:HIS:C	1.72	1.07
1:A:802:ARG:O	1:A:805:HIS:HB3	1.53	1.07
1:D:585:TRP:HB3	1:D:587:PRO:HD2	1.35	1.07
1:D:1067:SER:HA	1:D:1071:ARG:HA	1.12	1.07
2:E:371:VAL:HA	2:E:433:ASP:OD2	1.53	1.07
2:E:456:ARG:HB2	2:E:463:LYS:HG2	1.27	1.07
2:F:242:PHE:HB3	2:F:333:PRO:HB2	1.35	1.07
1:A:170:ALA:HB1	1:A:175:TRP:HZ2	1.10	1.07
1:A:603:MET:O	1:A:605:LEU:HG	1.53	1.07
1:A:645:VAL:O	1:A:646:VAL:HG12	1.54	1.07

Continued on next page...

Continued from previous page...

Atom-1	Atom-2	Interatomic distance (Å)	Clash overlap (Å)
1:A:1131:ILE:HG21	1:A:1138:ARG:N	1.70	1.07
1:A:1145:ASP:HB3	1:A:1148:ARG:CZ	1.83	1.07
2:C:208:LEU:CD1	2:C:240:VAL:HB	1.82	1.07
2:C:239:LEU:N	2:C:338:VAL:HG12	1.68	1.07
1:D:356:LEU:HD13	1:D:369:LEU:HD21	1.37	1.07
1:D:389:PHE:HA	1:D:393:MET:CG	1.84	1.07
1:D:598:VAL:HA	1:D:601:LYS:HE2	1.36	1.07
1:D:869:ARG:H	1:D:1200:PRO:CB	1.66	1.07
1:A:249:VAL:HG21	1:A:817:PRO:CD	1.82	1.07
1:D:389:PHE:HA	1:D:393:MET:HG3	1.34	1.07
1:D:1069:ILE:HG23	1:D:1070:PRO:CD	1.85	1.07
1:A:80:SER:N	1:A:83:LEU:HD11	1.69	1.07
1:A:503:VAL:CB	1:A:521:PRO:HA	1.85	1.07
2:B:105:GLU:OE1	2:B:380:PRO:HA	1.55	1.07
2:B:309:HIS:HB3	2:B:312:LEU:CD2	1.83	1.07
2:B:323:HIS:HA	2:B:332:VAL:HA	1.36	1.07
2:C:301:GLU:HB3	2:C:339:ASN:HB3	1.36	1.07
1:D:203:LEU:HB3	1:D:380:GLY:HA3	1.31	1.07
1:D:294:THR:HG22	1:D:407:PHE:CE2	1.89	1.07
1:D:670:PRO:HG2	1:D:673:ALA:HB2	1.29	1.07
1:A:232:ARG:HB3	1:A:239:LEU:HD22	1.13	1.06
1:A:618:HIS:HB2	1:A:725:PRO:HB2	1.36	1.06
1:A:996:ARG:HH22	1:A:1003:TRP:HB3	1.13	1.06
2:B:213:VAL:HA	2:B:235:THR:O	1.55	1.06
2:C:443:VAL:CA	2:C:447:THR:HG21	1.84	1.06
1:D:181:GLU:HA	1:D:181:GLU:OE1	1.46	1.06
2:E:203:ARG:HH12	2:F:418:LEU:HD22	1.14	1.06
2:E:418:LEU:HD22	2:F:122:ARG:HH21	1.14	1.06
2:F:372:LEU:HD11	2:F:436:SER:CB	1.83	1.06
1:A:503:VAL:HG11	1:A:520:ALA:C	1.76	1.06
1:A:893:SER:HB2	1:A:896:LEU:HB2	1.31	1.06
1:A:1026:ARG:HB3	1:A:1029:GLN:CG	1.84	1.06
2:B:417:TYR:OH	2:C:122:ARG:HD3	1.52	1.06
1:D:107:LEU:HD21	1:D:913:CYS:HA	1.36	1.06
1:D:210:THR:HG23	1:D:224:CYS:HB3	1.36	1.06
1:D:279:ARG:CD	1:D:841:LEU:HB3	1.85	1.06
2:E:107:ARG:HH11	2:E:107:ARG:CG	1.67	1.06
2:F:234:LYS:HZ3	2:F:344:ARG:HD2	1.14	1.06
1:A:711:ALA:C	1:A:713:PRO:HD3	1.75	1.06
1:A:784:GLY:H	2:C:363:ARG:CD	1.69	1.06
1:A:869:ARG:HG2	1:A:870:VAL:H	1.16	1.06

Continued on next page...

Continued from previous page...

Atom-1	Atom-2	Interatomic distance (Å)	Clash overlap (Å)
1:A:903:GLY:CA	1:A:1002:GLU:HB3	1.85	1.06
1:D:856:GLU:OE1	1:D:859:TRP:HB2	1.54	1.06
1:D:989:THR:HA	1:D:998:SER:OG	1.56	1.06
1:A:363:ARG:NH1	1:A:406:VAL:HA	1.70	1.06
1:A:613:HIS:HB3	1:A:717:LEU:HG	1.35	1.06
1:A:845:VAL:HB	1:A:855:VAL:HB	1.36	1.06
1:A:875:LYS:O	1:A:878:VAL:HG23	1.54	1.06
1:A:1014:ARG:HB2	1:A:1026:ARG:CZ	1.85	1.06
2:B:202:LYS:O	2:B:325:ARG:HD2	1.53	1.06
1:D:177:ARG:HB3	1:D:218:SER:HB3	1.37	1.06
1:D:927:ARG:HG2	1:D:928:GLY:H	1.09	1.06
1:D:1005:VAL:HA	1:D:1008:LEU:CD1	1.85	1.06
1:D:1055:SER:HA	1:D:1058:PHE:HB3	1.06	1.06
1:D:1209:ARG:HH21	2:F:253:ASP:CA	1.67	1.06
2:E:443:VAL:HG22	2:E:453:ILE:HG21	1.33	1.06
2:F:247:THR:HB	2:F:251:TRP:HD1	1.15	1.06
2:F:406:LEU:HA	2:F:409:ASN:ND2	1.70	1.06
2:F:454:HIS:CB	2:F:466:MET:HB2	1.86	1.06
2:C:242:PHE:HB3	2:C:333:PRO:HB2	1.36	1.06
1:D:203:LEU:H	1:D:380:GLY:CA	1.69	1.06
2:F:125:VAL:HG22	2:F:208:LEU:HA	1.07	1.06
2:F:351:TYR:C	2:F:355:GLN:HB2	1.75	1.06
1:A:76:ILE:HG13	1:A:77:GLN:HG3	1.36	1.05
1:D:504:LYS:HB2	1:D:523:ASP:CB	1.85	1.05
1:D:546:ARG:NH2	2:F:404:ASN:HB3	1.69	1.05
1:D:956:GLY:HA2	1:D:1094:THR:HG23	1.08	1.05
2:E:390:GLY:N	2:E:395:LEU:HG	1.69	1.05
2:F:446:THR:HG21	2:F:450:ASN:OD1	1.56	1.05
1:A:76:ILE:HG23	1:A:77:GLN:H	0.95	1.05
1:A:1005:VAL:HA	1:A:1008:LEU:HD13	1.34	1.05
2:B:285:LYS:CG	2:B:286:GLY:H	1.69	1.05
2:C:180:LYS:HE3	2:C:180:LYS:C	1.77	1.05
1:D:959:GLN:HB2	1:D:960:PRO:HD2	1.39	1.05
2:E:105:GLU:OE2	2:E:382:LYS:O	1.74	1.05
2:E:254:PHE:HA	2:E:257:ARG:HB3	1.37	1.05
2:F:239:LEU:O	2:F:336:LEU:HD22	1.56	1.05
1:A:607:TRP:HA	1:A:610:PHE:O	1.54	1.05
2:B:336:LEU:HD21	2:B:338:VAL:HG23	1.31	1.05
2:C:241:TRP:CB	2:C:336:LEU:HD12	1.85	1.05
1:D:432:VAL:HG11	1:D:1128:ARG:HE	1.20	1.05
1:D:591:LEU:CD1	1:D:594:LEU:HG	1.86	1.05

Continued on next page...

Continued from previous page...

Atom-1	Atom-2	Interatomic distance (Å)	Clash overlap (Å)
1:D:612:LEU:HB2	1:D:620:TRP:HB2	1.34	1.05
1:D:885:THR:HB	1:D:1146:ARG:HD2	1.34	1.05
2:F:208:LEU:HD11	2:F:240:VAL:HB	1.38	1.05
1:A:215:ILE:HG23	1:A:216:SER:H	1.20	1.05
2:B:101:PRO:HA	2:C:128:VAL:HG21	1.34	1.05
1:D:428:LEU:H	1:D:428:LEU:CD1	1.68	1.05
1:D:798:ILE:CG2	1:D:869:ARG:HH12	1.69	1.05
1:D:367:PRO:HD2	1:D:368:PRO:HD3	1.05	1.05
1:A:1026:ARG:HB3	1:A:1029:GLN:CB	1.86	1.04
1:A:1027:LYS:HB2	1:A:1092:PHE:HD2	1.22	1.04
1:D:620:TRP:O	1:D:748:TRP:HB2	1.56	1.04
2:F:203:ARG:HA	2:F:325:ARG:HD3	1.07	1.04
2:F:387:VAL:HA	2:F:443:VAL:HG22	1.09	1.04
1:A:167:PRO:HG2	1:A:177:ARG:HG3	1.38	1.04
1:A:667:GLN:O	1:A:670:PRO:HD2	1.58	1.04
2:C:431:LYS:HA	2:C:434:GLU:OE1	1.56	1.04
1:D:822:PRO:HD2	1:D:825:VAL:CG2	1.87	1.04
2:E:382:LYS:HG3	2:E:383:VAL:N	1.72	1.04
1:A:728:THR:HG22	1:A:729:GLN:H	1.20	1.04
2:C:85:GLN:HB3	2:C:95:CYS:O	1.56	1.04
2:C:342:LEU:CD2	2:C:345:GLY:H	1.71	1.04
1:D:411:LEU:O	1:D:415:LEU:HB2	1.56	1.04
2:F:203:ARG:HA	2:F:325:ARG:CD	1.87	1.04
1:A:239:LEU:O	1:A:241:PRO:HD2	1.58	1.04
1:A:959:GLN:CB	1:A:960:PRO:HD3	1.87	1.04
2:B:74:GLN:HG3	2:B:75:ARG:N	1.66	1.04
1:A:885:THR:CB	1:A:1146:ARG:HE	1.70	1.04
1:A:1056:GLU:HA	1:A:1059:ASN:ND2	1.73	1.04
1:A:1208:ARG:NH2	2:C:277:ASP:OD2	1.91	1.04
2:C:442:LEU:O	2:C:455:LEU:HD22	1.56	1.04
1:D:428:LEU:H	1:D:428:LEU:HD12	0.93	1.04
1:D:822:PRO:HD2	1:D:825:VAL:HG21	1.07	1.04
2:E:403:PHE:CD1	2:E:413:VAL:HB	1.92	1.04
2:F:342:LEU:CD2	2:F:345:GLY:H	1.71	1.04
1:A:161:GLN:O	1:A:163:PRO:HD3	1.56	1.03
1:A:1060:LYS:HE3	1:A:1065:ALA:H	1.18	1.03
2:C:406:LEU:HA	2:C:409:ASN:ND2	1.73	1.03
1:D:798:ILE:HG22	1:D:869:ARG:NH2	1.71	1.03
1:D:1029:GLN:NE2	1:D:1030:ARG:HH21	1.55	1.03
2:F:239:LEU:H	2:F:338:VAL:CG1	1.70	1.03
1:A:608:ASP:CB	1:A:779:LEU:HD13	1.87	1.03

Continued on next page...

Continued from previous page...

Atom-1	Atom-2	Interatomic distance (Å)	Clash overlap (Å)
1:A:916:PHE:HA	1:A:919:MET:HB2	1.35	1.03
1:A:1047:ARG:NH1	1:A:1047:ARG:HA	1.72	1.03
2:B:374:LEU:H	2:B:458:ARG:NH2	1.56	1.03
1:D:157:LEU:HD21	1:D:194:ALA:HB3	1.37	1.03
1:A:1236:GLN:HB3	1:A:1237:PRO:HD3	1.40	1.03
2:C:244:PRO:HD2	2:C:247:THR:HG21	1.39	1.03
1:A:175:TRP:HB3	1:A:186:PRO:HD3	1.41	1.03
1:A:669:MET:O	1:A:673:ALA:CB	2.06	1.03
1:A:1006:ARG:NH2	1:A:1010:LEU:HD11	1.74	1.03
1:A:1128:ARG:HG3	1:A:1129:PHE:N	1.69	1.03
1:D:348:LEU:HD21	1:D:350:ILE:HG13	1.35	1.03
2:E:107:ARG:HH11	2:E:107:ARG:HG3	0.89	1.03
2:F:382:LYS:HD3	2:F:411:ILE:HG13	1.34	1.03
1:A:80:SER:H	1:A:83:LEU:HD11	1.19	1.03
1:A:371:LYS:O	1:A:373:PRO:HD3	1.56	1.03
1:D:371:LYS:HA	1:D:374:ARG:CD	1.88	1.03
1:D:798:ILE:HG23	1:D:869:ARG:HH12	1.17	1.03
2:F:473:ASP:HA	2:F:476:ILE:CG2	1.89	1.03
1:A:249:VAL:CG2	1:A:817:PRO:HD3	1.89	1.02
1:A:439:GLN:HG2	1:A:835:GLY:HA3	1.38	1.02
1:A:997:LEU:CD2	1:A:998:SER:H	1.71	1.02
2:C:102:LEU:HD11	2:C:435:MET:HE1	1.41	1.02
2:C:236:GLU:HA	2:C:341:ASP:CB	1.87	1.02
1:D:866:ARG:HB3	1:D:867:PRO:HD3	1.41	1.02
2:E:262:TRP:HA	2:E:265:LYS:HE3	1.40	1.02
2:F:386:ASP:O	2:F:443:VAL:HG13	1.59	1.02
2:F:466:MET:CB	2:F:471:LEU:HD22	1.89	1.02
1:A:125:LEU:HD23	1:A:125:LEU:H	1.19	1.02
1:D:213:VAL:HG22	1:D:401:TRP:CH2	1.93	1.02
1:D:775:GLU:HA	1:D:780:GLN:HG2	1.40	1.02
1:D:815:TRP:HA	1:D:838:GLY:HA3	1.41	1.02
1:D:854:ALA:HB1	1:D:860:LEU:CD1	1.88	1.02
1:D:1209:ARG:NH1	2:F:252:LEU:HD13	1.74	1.02
1:A:76:ILE:HG23	1:A:77:GLN:N	1.73	1.02
1:A:288:ARG:HA	1:A:288:ARG:NE	1.64	1.02
1:A:498:LYS:HE3	1:A:518:ALA:H	1.23	1.02
1:A:645:VAL:O	1:A:650:ARG:HD2	1.60	1.02
1:D:623:LEU:O	1:D:625:PRO:HD3	1.59	1.02
2:E:428:LEU:HD13	2:E:428:LEU:H	1.25	1.02
2:E:447:THR:HG21	2:E:453:ILE:HG23	1.40	1.02
2:F:200:VAL:HG11	2:F:204:LEU:HB2	1.38	1.02

Continued on next page...

Continued from previous page...

Atom-1	Atom-2	Interatomic distance (Å)	Clash overlap (Å)
2:F:439:PHE:HD1	2:F:458:ARG:HB2	1.20	1.02
1:A:479:TYR:O	1:A:480:LYS:HG2	1.57	1.02
1:A:853:ARG:NH1	1:A:1105:ALA:HB3	1.73	1.02
2:C:300:ILE:HG23	2:C:342:LEU:HD11	1.40	1.02
2:C:430:SER:O	2:C:434:GLU:HG3	1.59	1.02
1:D:420:HIS:HD1	1:D:421:PRO:CD	1.71	1.02
1:D:605:LEU:HD22	1:D:781:ALA:CB	1.88	1.02
2:F:209:ALA:HB1	2:F:238:SER:O	1.60	1.02
1:A:192:GLU:HB3	1:A:217:PRO:HG2	1.39	1.02
1:A:444:TYR:CD2	1:A:874:LEU:HD23	1.94	1.02
1:A:502:LYS:HG3	1:A:503:VAL:N	1.74	1.02
1:A:925:LYS:HG3	1:A:926:SER:N	1.73	1.02
1:A:1128:ARG:HG3	1:A:1129:PHE:H	0.89	1.02
1:D:135:LEU:HD23	1:D:135:LEU:H	1.22	1.02
2:E:186:LEU:O	2:E:190:LEU:HD13	1.58	1.02
2:F:386:ASP:HB2	2:F:442:LEU:HA	1.03	1.02
2:F:386:ASP:HB3	2:F:442:LEU:HD23	1.40	1.02
1:A:612:LEU:HD22	1:A:621:GLY:H	0.85	1.01
1:A:623:LEU:HB3	1:A:667:GLN:NE2	1.74	1.01
1:D:86:GLN:NE2	1:D:132:GLY:H	1.56	1.01
1:D:297:MET:HG2	1:D:411:LEU:HD22	1.40	1.01
1:D:351:SER:C	1:D:358:GLU:OE2	1.97	1.01
1:D:607:TRP:CD1	1:D:780:GLN:N	2.27	1.01
1:D:717:LEU:O	1:D:721:ALA:HB2	1.59	1.01
1:D:880:ALA:HB2	1:D:1187:ARG:O	1.58	1.01
1:D:992:LEU:HB3	1:D:996:ARG:CG	1.90	1.01
1:D:1014:ARG:CG	1:D:1026:ARG:HE	1.72	1.01
1:D:1027:LYS:HZ2	1:D:1091:GLU:HG2	1.13	1.01
1:D:1188:CYS:C	1:D:1189:LEU:HD22	1.80	1.01
2:E:266:PHE:HB3	2:E:376:PRO:HD3	1.39	1.01
1:A:408:GLN:HA	1:A:411:LEU:CG	1.89	1.01
1:A:1190:ARG:CZ	1:A:1197:CYS:HB2	1.89	1.01
2:B:419:GLU:HB2	2:C:203:ARG:NH2	1.75	1.01
1:D:213:VAL:HG21	1:D:397:ALA:HB1	1.40	1.01
1:D:249:VAL:HG13	1:D:252:GLY:H	0.90	1.01
1:D:577:CYS:O	1:D:579:ARG:N	1.93	1.01
1:D:1131:ILE:CD1	1:D:1131:ILE:H	1.73	1.01
1:A:608:ASP:HB3	1:A:779:LEU:HD13	1.02	1.01
1:A:1068:ASP:H	1:A:1071:ARG:CG	1.73	1.01
2:C:403:PHE:CE1	2:C:415:PRO:HG3	1.96	1.01
1:D:275:ARG:NE	1:D:843:GLN:N	2.07	1.01

Continued on next page...

Continued from previous page...

Atom-1	Atom-2	Interatomic distance (Å)	Clash overlap (Å)
1:D:735:GLY:HA3	1:D:749:PHE:HB3	1.42	1.01
2:F:126:PHE:HA	2:F:209:ALA:O	1.58	1.01
1:A:369:PRO:HB2	1:A:372:GLU:HG3	1.03	1.01
2:C:200:VAL:HG21	2:C:204:LEU:HD22	1.42	1.01
2:C:386:ASP:HB3	2:C:442:LEU:HD23	1.38	1.01
1:D:195:LEU:H	1:D:265:LEU:HD22	1.25	1.01
1:D:249:VAL:HG13	1:D:252:GLY:N	1.75	1.01
1:D:420:HIS:HD1	1:D:421:PRO:HD2	0.85	1.01
1:D:483:PRO:O	1:D:486:TRP:HB2	1.61	1.01
1:D:503:VAL:O	1:D:505:LYS:N	1.92	1.01
1:D:610:PHE:H	1:D:611:PRO:CD	1.73	1.01
1:D:1141:VAL:HB	1:D:1146:ARG:HE	0.87	1.01
1:A:222:SER:HB2	1:A:223:TRP:CD1	1.96	1.01
1:A:408:GLN:O	1:A:412:PRO:HD3	1.61	1.01
1:A:615:SER:HB2	1:A:725:PRO:HB3	1.42	1.01
1:A:1060:LYS:HD3	1:A:1073:PRO:CB	1.90	1.01
2:C:277:ASP:OD2	2:C:287:ASN:HB3	1.59	1.01
2:C:341:ASP:O	2:C:342:LEU:HD13	1.60	1.01
2:C:454:HIS:HB3	2:C:466:MET:HB2	1.43	1.01
1:D:179:GLY:HA3	1:D:182:GLY:CA	1.90	1.01
1:D:439:GLN:HE21	1:D:835:GLY:HA3	1.23	1.01
1:D:612:LEU:HD21	1:D:622:TYR:CE1	1.95	1.01
1:D:736:ASN:HA	1:D:750:PHE:CE1	1.95	1.01
1:D:870:VAL:O	1:D:873:GLU:HG2	1.60	1.01
1:D:904:ASP:HB3	1:D:912:GLY:HA3	1.38	1.01
1:D:932:HIS:O	1:D:935:THR:HG22	1.59	1.01
2:F:431:LYS:HA	2:F:434:GLU:OE1	1.60	1.01
2:F:446:THR:HB	2:F:450:ASN:CB	1.90	1.01
1:A:118:VAL:N	1:A:119:PRO:HD3	1.73	1.00
1:A:615:SER:CB	1:A:725:PRO:HB3	1.91	1.00
1:A:1179:PHE:HB3	1:A:1220:ILE:HG12	1.43	1.00
2:C:393:LEU:HD23	2:C:396:ARG:HG2	1.42	1.00
1:D:1019:TRP:CE3	1:D:1168:LEU:HG	1.94	1.00
1:D:1057:MET:HB3	1:D:1064:ILE:HD11	1.41	1.00
2:E:82:SER:H	2:E:85:GLN:HG3	1.26	1.00
2:F:245:PRO:O	2:F:248:SER:HB2	1.61	1.00
2:F:387:VAL:HG12	2:F:443:VAL:HG21	1.43	1.00
1:A:175:TRP:HB2	1:A:184:ALA:HA	1.44	1.00
1:A:420:HIS:CD2	1:A:1020:ILE:HG21	1.96	1.00
1:A:639:THR:HB	1:A:640:LEU:HD23	1.39	1.00
2:B:268:MET:H	2:B:270:PRO:HD2	1.19	1.00

Continued on next page...

Continued from previous page...

Atom-1	Atom-2	Interatomic distance (Å)	Clash overlap (Å)
1:D:1131:ILE:HD11	1:D:1138:ARG:CA	1.91	1.00
2:E:78:PHE:HA	2:E:102:LEU:HB3	1.41	1.00
2:F:190:LEU:O	2:F:193:TYR:HB3	1.62	1.00
2:F:241:TRP:CB	2:F:336:LEU:HB2	1.90	1.00
2:F:304:TRP:H	2:F:337:SER:HB2	0.84	1.00
1:A:866:ARG:HG2	1:A:1069:ILE:HG21	1.42	1.00
1:D:269:HIS:O	1:D:294:THR:HG23	1.61	1.00
1:D:275:ARG:NH1	1:D:843:GLN:HG2	1.76	1.00
1:D:441:TRP:CE2	1:D:879:GLN:HA	1.97	1.00
1:D:1006:ARG:HH12	1:D:1009:ASN:HB2	0.83	1.00
2:E:331:VAL:HG22	2:E:333:PRO:HD3	1.42	1.00
2:E:432:TYR:HA	2:E:435:MET:CB	1.91	1.00
2:F:375:HIS:H	2:F:378:LEU:HD22	1.25	1.00
1:A:1047:ARG:HA	1:A:1047:ARG:HH11	1.20	1.00
2:C:234:LYS:HZ3	2:C:344:ARG:HD2	1.23	1.00
2:C:234:LYS:NZ	2:C:344:ARG:HD2	1.74	1.00
2:E:432:TYR:HB2	2:E:437:ILE:HD11	1.00	1.00
2:F:125:VAL:HG22	2:F:208:LEU:CA	1.91	1.00
1:A:213:VAL:HG12	1:A:401:TRP:HE1	0.83	1.00
1:A:267:VAL:HG23	1:A:291:PHE:CD2	1.97	1.00
1:A:436:PRO:HG2	1:A:879:GLN:HB3	1.44	1.00
2:C:343:ASP:C	2:C:347:LEU:HD13	1.81	1.00
1:D:374:ARG:HD3	1:D:392:LEU:HD21	1.41	1.00
1:D:1197:CYS:H	1:D:1204:THR:HG23	1.26	1.00
2:F:301:GLU:CB	2:F:339:ASN:HB3	1.90	1.00
2:C:356:LEU:HB3	2:C:359:ASN:HD21	1.21	1.00
1:D:946:ALA:HA	1:D:949:PHE:CE2	1.95	1.00
1:D:1165:ALA:CB	1:D:1173:LEU:HD12	1.90	1.00
1:A:175:TRP:HB2	1:A:184:ALA:CA	1.92	1.00
2:C:134:LYS:HB3	2:C:180:LYS:HD3	1.43	1.00
2:C:301:GLU:CB	2:C:339:ASN:HB3	1.90	1.00
1:D:522:GLY:O	1:D:524:PRO:HD3	1.62	1.00
1:A:871:GLY:C	1:A:873:GLU:N	2.10	0.99
1:A:1141:VAL:HB	1:A:1146:ARG:HD2	1.44	0.99
2:B:453:ILE:HD12	2:B:468:ILE:HB	1.43	0.99
1:D:251:THR:OG1	1:D:254:SER:HA	1.62	0.99
1:D:504:LYS:CD	1:D:523:ASP:HB3	1.90	0.99
2:E:128:VAL:HG13	2:E:210:GLN:HE21	1.24	0.99
2:E:283:GLY:HA3	2:E:306:LEU:HA	1.44	0.99
2:F:386:ASP:HB2	2:F:442:LEU:CA	1.90	0.99
2:F:454:HIS:HB3	2:F:466:MET:HB2	1.42	0.99

Continued on next page...

Continued from previous page...

Atom-1	Atom-2	Interatomic distance (Å)	Clash overlap (Å)
1:A:792:LEU:HD12	1:A:793:GLU:H	1.22	0.99
2:C:325:ARG:HH11	2:C:325:ARG:HG3	1.23	0.99
1:D:242:ALA:CB	1:D:245:ILE:HG12	1.92	0.99
1:D:775:GLU:HB3	1:D:796:LYS:HE2	1.44	0.99
2:E:436:SER:C	2:E:437:ILE:HD12	1.82	0.99
2:F:468:ILE:O	2:F:472:LYS:HG2	1.59	0.99
2:B:285:LYS:HG2	2:B:286:GLY:H	0.85	0.99
2:C:387:VAL:HG11	2:C:399:CYS:HB3	1.44	0.99
1:D:1151:LEU:O	1:D:1155:ILE:HG12	1.63	0.99
1:A:378:VAL:CB	1:A:381:THR:HG23	1.93	0.99
2:B:396:ARG:HD2	2:B:417:TYR:HB2	1.44	0.99
1:D:1198:LYS:HA	1:D:1204:THR:OG1	1.59	0.99
2:F:473:ASP:HA	2:F:476:ILE:HG23	1.45	0.99
1:A:634:LEU:HB3	1:A:635:PRO:HA	1.45	0.99
2:B:127:PRO:HB2	2:C:104:VAL:HG11	1.41	0.99
2:B:244:PRO:O	2:B:248:SER:HB2	1.61	0.99
2:F:325:ARG:HH11	2:F:325:ARG:HG3	1.26	0.99
1:A:152:GLU:HA	1:A:155:ASN:HD22	1.26	0.99
1:A:623:LEU:HB3	1:A:667:GLN:HE22	1.24	0.99
2:B:374:LEU:HB2	2:B:458:ARG:HH12	1.26	0.99
1:D:775:GLU:O	1:D:776:ASP:HB3	1.59	0.99
2:F:131:LEU:HG	2:F:133:HIS:CE1	1.97	0.99
1:A:210:THR:O	1:A:211:LEU:HB2	1.62	0.99
1:D:128:PRO:CA	1:D:130:LEU:HD21	1.91	0.99
1:D:641:GLU:C	1:D:645:VAL:HG21	1.81	0.99
2:F:244:PRO:HD2	2:F:247:THR:HG21	1.42	0.99
1:A:316:LYS:HD2	1:A:350:ILE:HG12	1.40	0.99
1:A:655:LEU:HB2	1:A:719:LEU:HB3	1.44	0.99
1:A:962:ALA:HB2	1:A:986:TYR:OH	1.60	0.99
1:D:74:LEU:CD1	1:D:77:GLN:HA	1.93	0.99
1:D:490:TRP:CZ2	1:D:598:VAL:HB	1.97	0.99
1:A:624:VAL:O	1:A:626:GLY:N	1.95	0.99
1:A:793:GLU:HA	1:A:796:LYS:HD3	1.44	0.99
1:A:1057:MET:O	1:A:1064:ILE:HG21	1.62	0.99
2:C:466:MET:SD	2:C:471:LEU:HD23	2.03	0.99
1:D:441:TRP:NE1	1:D:879:GLN:HA	1.74	0.99
1:D:1019:TRP:HE3	1:D:1168:LEU:HG	1.21	0.99
2:F:102:LEU:HD11	2:F:435:MET:HE1	1.41	0.99
1:A:192:GLU:CB	1:A:217:PRO:HG2	1.93	0.98
2:C:396:ARG:HH11	2:C:397:GLN:HA	1.26	0.98
1:D:270:ASN:HA	1:D:294:THR:CG2	1.92	0.98

Continued on next page...

Continued from previous page...

Atom-1	Atom-2	Interatomic distance (Å)	Clash overlap (Å)
1:D:375:GLU:O	1:D:379:LYS:N	1.96	0.98
1:D:608:ASP:HB3	1:D:620:TRP:CE3	1.98	0.98
1:D:741:ASP:HB2	1:D:748:TRP:HH2	1.28	0.98
1:A:879:GLN:HB2	1:A:886:LEU:HD11	1.45	0.98
1:D:114:GLY:C	1:D:116:PRO:HD3	1.83	0.98
1:D:994:TRP:O	1:D:995:TYR:HB3	1.62	0.98
1:D:1005:VAL:HA	1:D:1008:LEU:HD13	1.41	0.98
2:F:236:GLU:CA	2:F:341:ASP:HB3	1.93	0.98
2:F:454:HIS:HD2	2:F:468:ILE:HA	1.24	0.98
1:A:272:SER:HB3	1:A:273:PHE:HD2	1.27	0.98
2:C:468:ILE:O	2:C:472:LYS:HG2	1.60	0.98
1:D:1193:VAL:HG22	1:D:1194:THR:H	0.85	0.98
2:F:317:GLY:CA	2:F:320:SER:HB2	1.92	0.98
1:A:192:GLU:OE2	1:A:194:ALA:N	1.97	0.98
1:A:869:ARG:HG2	1:A:870:VAL:N	1.71	0.98
1:D:73:PRO:HG3	1:D:90:GLN:HG2	1.43	0.98
1:D:245:ILE:HG13	1:D:246:PRO:CD	1.92	0.98
1:D:375:GLU:CG	1:D:379:LYS:HB3	1.93	0.98
1:D:551:LYS:HD2	1:D:551:LYS:N	1.63	0.98
1:A:382:MET:SD	1:A:383:LYS:N	2.36	0.98
1:A:621:GLY:HA2	1:A:748:TRP:HB3	1.42	0.98
2:B:308:ASP:HB3	2:B:309:HIS:ND1	1.79	0.98
2:C:203:ARG:HA	2:C:325:ARG:CD	1.92	0.98
1:A:222:SER:HB2	1:A:223:TRP:HD1	1.26	0.98
1:A:273:PHE:HA	1:A:276:ALA:CB	1.94	0.98
1:A:996:ARG:HB2	1:A:1004:LEU:HD22	1.44	0.98
2:B:70:LEU:HD22	2:B:88:ARG:HH11	1.24	0.98
2:B:324:GLY:N	2:B:331:VAL:O	1.95	0.98
2:C:247:THR:HB	2:C:251:TRP:CD1	1.99	0.98
2:F:372:LEU:HD21	2:F:435:MET:C	1.84	0.98
2:F:454:HIS:CD2	2:F:468:ILE:HA	1.97	0.98
1:D:886:LEU:C	1:D:1146:ARG:HH12	1.67	0.98
1:A:606:THR:HG23	1:A:614:TYR:N	1.79	0.98
1:A:771:LEU:HD22	1:A:771:LEU:H	1.28	0.98
1:A:815:TRP:HA	1:A:838:GLY:HA3	1.44	0.98
1:A:866:ARG:CG	1:A:1069:ILE:HG21	1.94	0.98
2:B:211:ILE:HA	2:B:237:ALA:HA	1.46	0.98
2:F:85:GLN:HB3	2:F:95:CYS:O	1.62	0.98
1:A:188:ALA:O	1:A:189:ILE:HG23	1.62	0.98
1:A:196:VAL:HG13	1:A:269:HIS:CD2	1.99	0.98
1:A:1204:THR:O	1:A:1204:THR:HG22	1.61	0.98

Continued on next page...

Continued from previous page...

Atom-1	Atom-2	Interatomic distance (Å)	Clash overlap (Å)
2:C:372:LEU:HD11	2:C:436:SER:CB	1.94	0.98
2:C:473:ASP:HA	2:C:476:ILE:CG2	1.93	0.98
1:D:1055:SER:CA	1:D:1058:PHE:HB3	1.93	0.98
1:D:1069:ILE:HG23	1:D:1070:PRO:HD2	1.46	0.98
2:E:262:TRP:O	2:E:265:LYS:HB3	1.64	0.98
2:F:236:GLU:HA	2:F:341:ASP:CB	1.93	0.98
2:F:303:LEU:HA	2:F:337:SER:OG	1.63	0.98
1:A:297:MET:SD	1:A:411:LEU:HB2	2.04	0.98
1:A:914:THR:HA	1:A:918:TRP:HB3	1.42	0.98
2:C:82:SER:CA	2:C:86:LEU:HD21	1.94	0.98
2:C:363:ARG:HA	2:C:363:ARG:HH11	1.28	0.98
1:D:128:PRO:HA	1:D:130:LEU:HD21	0.99	0.98
1:D:275:ARG:HH11	1:D:843:GLN:NE2	1.60	0.98
1:D:459:MET:N	1:D:460:LYS:HZ1	1.62	0.98
1:D:926:SER:HB2	1:D:930:ASP:HB2	1.42	0.98
2:E:107:ARG:HG3	2:E:107:ARG:NH1	1.64	0.98
2:F:342:LEU:HD23	2:F:345:GLY:H	1.26	0.98
2:F:372:LEU:CD1	2:F:436:SER:HB2	1.94	0.98
2:F:385:LEU:O	2:F:416:GLY:HA3	1.64	0.98
1:A:498:LYS:HE2	1:A:499:LYS:H	1.29	0.97
2:C:276:SER:O	2:C:287:ASN:HB2	1.62	0.97
2:C:317:GLY:HA3	2:C:320:SER:HB2	1.46	0.97
1:D:345:TRP:HA	1:D:1040:LYS:NZ	1.78	0.97
1:D:428:LEU:HD12	1:D:428:LEU:N	1.78	0.97
1:A:1207:GLU:HB3	1:A:1213:PRO:HG3	1.42	0.97
1:D:1124:ALA:HB1	1:D:1148:ARG:NH1	1.79	0.97
2:F:102:LEU:HD11	2:F:435:MET:CE	1.92	0.97
2:F:300:ILE:HG22	2:F:301:GLU:HG3	1.44	0.97
1:A:959:GLN:HB2	1:A:960:PRO:HD3	0.99	0.97
1:A:996:ARG:HH12	1:A:1003:TRP:HB2	1.28	0.97
1:D:959:GLN:HB2	1:D:960:PRO:CD	1.93	0.97
1:D:1200:PRO:HG2	1:D:1203:PRO:HG2	1.44	0.97
2:E:407:LEU:CD2	2:E:412:SER:HA	1.94	0.97
2:B:106:LEU:HD12	2:B:109:ASN:HD22	1.27	0.97
2:C:241:TRP:CB	2:C:336:LEU:HB2	1.95	0.97
2:C:439:PHE:CD1	2:C:458:ARG:HG3	2.00	0.97
1:D:138:HIS:O	1:D:142:LEU:HG	1.64	0.97
1:D:869:ARG:O	1:D:1200:PRO:HG3	1.63	0.97
1:D:1208:ARG:HH12	2:F:285:LYS:HD3	1.27	0.97
2:F:386:ASP:CB	2:F:442:LEU:HA	1.93	0.97
1:A:203:LEU:C	1:A:205:GLU:H	1.44	0.97

Continued on next page...

Continued from previous page...

Atom-1	Atom-2	Interatomic distance (Å)	Clash overlap (Å)
1:A:253:ALA:CB	1:A:280:GLU:HB2	1.94	0.97
2:B:101:PRO:CA	2:C:128:VAL:HG21	1.95	0.97
1:D:219:ALA:O	1:D:220:TRP:HB2	1.61	0.97
1:D:513:LEU:H	1:D:570:PRO:HG3	1.25	0.97
1:A:76:ILE:CB	1:A:911:HIS:NE2	2.26	0.97
1:A:392:LEU:HG	1:A:395:TYR:CG	1.98	0.97
1:A:526:ASP:O	1:A:527:GLN:HB2	1.64	0.97
2:E:456:ARG:CZ	2:E:463:LYS:HE3	1.95	0.97
2:F:82:SER:CA	2:F:86:LEU:HD21	1.93	0.97
1:A:308:GLN:NE2	1:A:1091:GLU:H	1.61	0.97
1:A:849:THR:HG22	1:A:851:THR:H	1.29	0.97
2:C:301:GLU:HB3	2:C:339:ASN:CB	1.93	0.97
2:C:419:GLU:OE2	2:C:428:LEU:HD13	1.64	0.97
1:D:656:TYR:HB3	1:D:744:ILE:HG21	1.47	0.97
1:D:876:ALA:HA	1:D:1189:LEU:HB2	1.47	0.97
1:D:1001:GLY:O	1:D:1004:LEU:HB2	1.64	0.97
1:D:1128:ARG:HG3	1:D:1129:PHE:H	1.28	0.97
1:D:1231:LEU:HD11	1:D:1236:GLN:NE2	1.80	0.97
1:A:175:TRP:CB	1:A:184:ALA:HA	1.94	0.97
2:C:245:PRO:O	2:C:248:SER:HB2	1.63	0.97
1:D:115:GLN:N	1:D:116:PRO:HD3	1.76	0.97
1:D:1197:CYS:N	1:D:1204:THR:HG23	1.80	0.97
2:E:442:LEU:HD13	2:E:443:VAL:N	1.78	0.97
1:A:755:LYS:HD3	1:A:964:ARG:NH1	1.80	0.97
1:A:927:ARG:O	1:A:930:ASP:HB3	1.65	0.97
2:C:127:PRO:CD	2:C:210:GLN:HB2	1.94	0.97
1:D:275:ARG:HD2	1:D:843:GLN:CD	1.83	0.97
2:E:377:CYS:C	2:E:380:PRO:HD2	1.83	0.97
1:A:76:ILE:CG2	1:A:77:GLN:H	1.78	0.97
1:A:472:GLN:HG3	2:C:460:THR:HA	1.47	0.97
1:A:1002:GLU:O	1:A:1005:VAL:HG22	1.63	0.97
2:C:236:GLU:CA	2:C:341:ASP:HB3	1.95	0.97
2:C:441:VAL:HG11	2:C:454:HIS:CE1	1.99	0.97
1:D:350:ILE:HD12	1:D:350:ILE:H	1.30	0.97
1:D:601:LYS:HE3	1:D:721:ALA:HB1	1.45	0.97
1:D:618:HIS:HB2	1:D:725:PRO:HD2	1.47	0.97
1:D:996:ARG:H	1:D:996:ARG:NE	1.61	0.97
1:D:495:PHE:O	1:D:496:LYS:HD2	1.64	0.96
1:D:801:TRP:CE3	1:D:870:VAL:CG1	2.46	0.96
2:E:264:ARG:HE	2:E:273:PHE:HB2	1.28	0.96
1:A:225:SER:HA	1:A:228:LEU:HD13	1.46	0.96

Continued on next page...

Continued from previous page...

Atom-1	Atom-2	Interatomic distance (Å)	Clash overlap (Å)
1:A:1026:ARG:O	1:A:1030:ARG:N	1.95	0.96
1:D:279:ARG:HD2	1:D:841:LEU:CB	1.95	0.96
1:D:302:SER:OG	1:D:351:SER:HB3	1.64	0.96
1:D:900:ALA:CB	1:D:915:ALA:HB1	1.94	0.96
1:A:166:PRO:CG	1:A:398:GLN:HE22	1.76	0.96
1:A:1198:LYS:HG3	1:A:1204:THR:CG2	1.94	0.96
1:D:375:GLU:HG3	1:D:379:LYS:CB	1.93	0.96
1:D:624:VAL:O	1:D:626:GLY:N	1.99	0.96
1:D:1069:ILE:CG2	1:D:1070:PRO:HD2	1.95	0.96
2:E:254:PHE:HB2	2:E:257:ARG:HH11	1.26	0.96
1:A:811:GLN:HB2	1:A:840:ILE:HG21	1.45	0.96
2:C:344:ARG:HA	2:C:347:LEU:HB2	1.45	0.96
2:C:446:THR:HA	2:C:450:ASN:HB2	1.43	0.96
1:D:279:ARG:HD2	1:D:841:LEU:HB3	0.99	0.96
1:D:887:VAL:HG23	1:D:1146:ARG:CZ	1.95	0.96
2:B:396:ARG:CG	2:B:417:TYR:HB2	1.93	0.96
1:D:101:ARG:HG3	1:D:101:ARG:HH11	1.30	0.96
1:D:279:ARG:HB3	1:D:841:LEU:HB2	1.46	0.96
1:D:465:ASP:O	1:D:469:ASP:HB2	1.66	0.96
1:D:549:LEU:N	1:D:551:LYS:NZ	2.14	0.96
1:D:1198:LYS:CA	1:D:1204:THR:OG1	2.14	0.96
2:F:127:PRO:HD3	2:F:210:GLN:N	1.80	0.96
1:A:589:PRO:HG3	1:A:805:HIS:CD2	1.99	0.96
1:A:211:LEU:CD1	1:A:221:TYR:HB3	1.96	0.96
1:A:605:LEU:HA	1:A:781:ALA:HB3	1.47	0.96
1:A:1038:TRP:O	1:A:1042:GLU:HG2	1.65	0.96
2:C:417:TYR:HD2	2:C:417:TYR:N	1.64	0.96
1:D:798:ILE:HA	1:D:869:ARG:CZ	1.95	0.96
1:D:993:ARG:N	1:D:996:ARG:HD2	1.79	0.96
1:D:1007:GLU:O	1:D:1011:PRO:HD3	1.65	0.96
2:F:466:MET:HB3	2:F:471:LEU:CD2	1.96	0.96
1:A:666:GLN:O	1:A:670:PRO:CD	2.14	0.96
2:C:239:LEU:H	2:C:338:VAL:HG12	1.18	0.96
1:D:193:ARG:CZ	1:D:193:ARG:HA	1.96	0.96
1:D:866:ARG:HG3	1:D:1069:ILE:CG2	1.95	0.96
2:E:380:PRO:O	2:E:382:LYS:HB2	1.65	0.96
1:A:493:GLN:O	1:A:494:GLU:HG2	1.65	0.96
2:C:317:GLY:HA3	2:C:320:SER:H	1.29	0.96
1:D:1067:SER:CA	1:D:1071:ARG:HA	1.96	0.96
2:E:419:GLU:HA	2:F:203:ARG:NH2	1.81	0.96
1:D:285:GLN:NE2	1:D:1128:ARG:HG2	1.80	0.96

Continued on next page...

Continued from previous page...

Atom-1	Atom-2	Interatomic distance (Å)	Clash overlap (Å)
1:D:559:LEU:HG	1:D:560:PRO:HD2	1.45	0.96
1:D:604:ALA:HA	1:D:613:HIS:HE1	1.24	0.96
1:D:1069:ILE:CB	1:D:1070:PRO:HD2	1.96	0.96
2:F:309:HIS:HA	2:F:312:LEU:HD12	1.43	0.96
2:F:455:LEU:HA	2:F:456:ARG:HH21	1.27	0.96
1:A:660:CYS:SG	1:A:661:LEU:N	2.39	0.95
2:C:317:GLY:CA	2:C:320:SER:HB2	1.95	0.95
2:C:454:HIS:HA	2:C:468:ILE:HD12	1.47	0.95
1:D:597:ARG:C	1:D:616:GLU:OE1	2.05	0.95
1:D:605:LEU:O	1:D:781:ALA:HA	1.65	0.95
2:B:86:LEU:HD23	2:B:96:HIS:HB2	1.48	0.95
2:B:261:GLN:NE2	2:B:264:ARG:HH21	1.62	0.95
2:B:311:LEU:CG	2:B:312:LEU:H	1.78	0.95
1:D:1208:ARG:HH22	2:F:285:LYS:CD	1.78	0.95
2:F:114:TRP:HE1	2:F:259:ARG:CZ	1.78	0.95
2:F:241:TRP:CD1	2:F:243:THR:HG23	2.01	0.95
2:F:241:TRP:N	2:F:336:LEU:CB	2.29	0.95
2:F:423:SER:OG	2:F:428:LEU:HD21	1.66	0.95
2:F:453:ILE:HG22	2:F:455:LEU:H	1.30	0.95
2:B:301:GLU:HA	2:B:340:GLY:HA3	1.47	0.95
2:C:431:LYS:NZ	2:C:435:MET:HG2	1.80	0.95
1:D:849:THR:HB	1:D:852:ARG:H	1.31	0.95
1:D:1138:ARG:HG2	1:D:1138:ARG:HH11	1.29	0.95
1:A:176:THR:CA	1:A:218:SER:HB2	1.96	0.95
1:A:758:ASN:HB2	1:A:1058:PHE:CZ	2.00	0.95
1:A:927:ARG:HG2	1:A:928:GLY:N	1.81	0.95
2:B:260:LEU:C	2:B:264:ARG:HD3	1.86	0.95
1:D:203:LEU:N	1:D:380:GLY:HA2	1.79	0.95
1:D:241:PRO:O	1:D:244:LEU:HG	1.65	0.95
1:D:1023:GLN:OE1	1:D:1100:VAL:HA	1.64	0.95
2:E:187:HIS:HA	2:E:190:LEU:HD22	1.47	0.95
2:F:134:LYS:HB3	2:F:180:LYS:HD3	1.49	0.95
2:E:181:LEU:HB3	2:E:215:PHE:HE1	1.28	0.95
2:F:127:PRO:HD3	2:F:209:ALA:C	1.87	0.95
2:F:350:LEU:HD12	2:F:350:LEU:N	1.80	0.95
2:F:435:MET:HE2	2:F:435:MET:HA	1.46	0.95
1:A:169:TRP:CZ3	1:A:391:ASP:HA	2.01	0.95
1:A:1218:LEU:O	1:A:1219:ASP:HB2	1.64	0.95
2:B:372:LEU:HD13	2:B:434:GLU:HA	1.45	0.95
2:C:206:TYR:H	2:C:206:TYR:HD2	0.96	0.95
2:C:466:MET:CB	2:C:471:LEU:HD22	1.97	0.95

Continued on next page...

Continued from previous page...

Atom-1	Atom-2	Interatomic distance (Å)	Clash overlap (Å)
1:D:576:LEU:CG	1:D:577:CYS:H	1.80	0.95
1:D:1006:ARG:HH12	1:D:1009:ASN:CB	1.79	0.95
1:A:490:TRP:HH2	1:A:598:VAL:HB	1.28	0.95
1:A:549:LEU:HD21	2:C:398:VAL:CB	1.97	0.95
1:A:1131:ILE:HD13	1:A:1138:ARG:N	1.82	0.95
1:D:486:TRP:HZ2	1:D:722:ARG:HA	1.31	0.95
1:A:996:ARG:NH2	1:A:1003:TRP:HB3	1.81	0.95
1:A:1131:ILE:HD11	1:A:1133:ILE:HG22	1.49	0.95
2:E:255:TRP:O	2:E:259:ARG:HB2	1.66	0.95
2:E:382:LYS:HG2	2:E:412:SER:CB	1.96	0.95
2:E:449:GLU:OE1	2:E:449:GLU:HA	1.61	0.95
1:A:194:ALA:HA	1:A:265:LEU:HB2	1.45	0.95
1:A:203:LEU:C	1:A:205:GLU:N	2.19	0.95
1:A:580:LEU:HD12	1:A:581:ASP:H	1.32	0.95
1:A:176:THR:HG23	1:A:177:ARG:H	1.31	0.95
1:A:210:THR:HB	1:A:224:CYS:HB2	0.95	0.95
1:A:853:ARG:HH12	1:A:1105:ALA:HB3	1.29	0.95
1:D:513:LEU:HB2	1:D:568:GLY:HA2	1.45	0.95
2:E:431:LYS:HA	2:E:434:GLU:CG	1.95	0.95
1:A:348:LEU:HA	1:A:350:ILE:HD13	1.46	0.94
1:A:454:GLU:O	1:A:458:GLU:HG3	1.67	0.94
1:A:1069:ILE:HG22	1:A:1070:PRO:HD3	1.47	0.94
2:B:323:HIS:CA	2:B:332:VAL:HA	1.97	0.94
1:D:145:LYS:O	1:D:149:PRO:HD2	1.67	0.94
1:D:441:TRP:HE1	1:D:880:ALA:H	1.14	0.94
1:D:621:GLY:HA2	1:D:748:TRP:CB	1.96	0.94
2:E:117:SER:HA	2:E:121:PHE:CE1	2.01	0.94
1:A:170:ALA:CB	1:A:175:TRP:HZ2	1.79	0.94
1:A:272:SER:HA	1:A:275:ARG:HB2	1.49	0.94
1:A:756:ASP:CB	1:A:1057:MET:HG2	1.97	0.94
1:D:429:GLU:HG3	1:D:1128:ARG:NH2	1.82	0.94
1:D:607:TRP:HD1	1:D:780:GLN:H	1.00	0.94
1:D:914:THR:O	1:D:918:TRP:CB	2.15	0.94
1:A:645:VAL:HG13	1:A:650:ARG:HB2	1.48	0.94
2:C:467:HIS:O	2:C:471:LEU:CD1	2.15	0.94
1:D:452:TYR:CB	1:D:801:TRP:HE1	1.79	0.94
1:D:490:TRP:HE3	1:D:580:LEU:HD22	1.29	0.94
1:D:813:VAL:HB	1:D:840:ILE:HG13	1.49	0.94
1:D:824:ALA:HA	1:D:827:ARG:CG	1.96	0.94
1:A:225:SER:OG	1:A:386:ARG:HB2	1.67	0.94
1:A:378:VAL:C	1:A:380:GLY:N	2.19	0.94

Continued on next page...

Continued from previous page...

Atom-1	Atom-2	Interatomic distance (Å)	Clash overlap (Å)
1:A:1236:GLN:HB3	1:A:1237:PRO:CD	1.97	0.94
1:D:259:ARG:HA	1:D:259:ARG:NH1	1.80	0.94
1:D:1118:TRP:O	1:D:1121:GLU:HG3	1.68	0.94
2:E:447:THR:CG2	2:E:453:ILE:HG23	1.97	0.94
2:F:214:CYS:SG	2:F:236:GLU:HG3	2.07	0.94
2:C:471:LEU:HD12	2:C:471:LEU:N	1.82	0.94
1:D:79:LEU:HD23	1:D:83:LEU:HD12	1.49	0.94
1:D:1069:ILE:O	1:D:1071:ARG:HG3	1.66	0.94
2:E:456:ARG:HD3	2:E:463:LYS:HG3	1.48	0.94
1:D:933:SER:HB2	1:D:943:ARG:HD3	1.45	0.94
1:D:1029:GLN:HG2	1:D:1030:ARG:NE	1.82	0.94
1:A:515:ILE:HG22	1:A:516:GLU:H	1.26	0.94
1:A:784:GLY:HA2	2:C:362:THR:HG1	1.20	0.94
2:C:190:LEU:O	2:C:193:TYR:HB3	1.67	0.94
2:C:303:LEU:CA	2:C:337:SER:OG	2.14	0.94
2:C:439:PHE:HB3	2:C:457:SER:O	1.67	0.94
1:D:922:GLN:HG2	1:D:931:LEU:HD13	1.48	0.94
2:E:264:ARG:NE	2:E:273:PHE:HB2	1.82	0.94
2:E:266:PHE:HB3	2:E:376:PRO:CD	1.96	0.94
2:E:425:LEU:HB3	2:E:426:GLU:OE2	1.68	0.94
2:F:466:MET:SD	2:F:471:LEU:HD23	2.08	0.94
1:A:1001:GLY:O	1:A:1005:VAL:HG13	1.67	0.94
2:B:105:GLU:HB3	2:B:380:PRO:HB3	1.50	0.94
2:B:343:ASP:HB3	2:B:344:ARG:HE	1.33	0.94
2:C:69:LEU:HD23	2:C:351:TYR:CE1	2.02	0.94
2:C:127:PRO:HD3	2:C:210:GLN:N	1.81	0.94
2:C:200:VAL:CG2	2:C:204:LEU:HD22	1.98	0.94
2:C:443:VAL:HA	2:C:447:THR:CG2	1.98	0.94
1:D:274:ASP:OD2	1:D:293:ASP:HA	1.66	0.94
1:D:577:CYS:C	1:D:579:ARG:H	1.70	0.94
1:D:1155:ILE:HA	1:D:1158:LEU:HD21	1.49	0.94
2:F:125:VAL:HG23	2:F:126:PHE:N	1.81	0.94
1:A:490:TRP:CH2	1:A:598:VAL:HB	2.02	0.94
2:C:357:THR:O	2:C:358:GLU:HG2	1.68	0.94
1:D:735:GLY:HA3	1:D:749:PHE:CB	1.97	0.94
2:E:430:SER:O	2:E:433:ASP:HB3	1.65	0.94
1:A:288:ARG:HE	1:A:288:ARG:CA	1.81	0.94
1:A:640:LEU:HD23	1:A:640:LEU:H	1.33	0.94
1:A:893:SER:HB2	1:A:896:LEU:CB	1.97	0.94
1:A:1023:GLN:NE2	1:A:1103:SER:OG	2.01	0.94
2:C:125:VAL:HG22	2:C:208:LEU:CA	1.97	0.94

Continued on next page...

Continued from previous page...

Atom-1	Atom-2	Interatomic distance (Å)	Clash overlap (Å)
1:D:455:LEU:HD12	1:D:869:ARG:NH1	1.83	0.94
1:D:623:LEU:HB3	1:D:667:GLN:NE2	1.83	0.94
1:A:166:PRO:HG3	1:A:398:GLN:NE2	1.83	0.93
1:A:201:VAL:HG22	1:A:208:CYS:O	1.69	0.93
1:A:897:TRP:O	1:A:900:ALA:HB3	1.68	0.93
1:A:1128:ARG:CG	1:A:1129:PHE:H	1.77	0.93
2:B:72:ILE:O	2:B:75:ARG:HG3	1.67	0.93
1:D:309:ARG:O	1:D:313:ILE:HG23	1.68	0.93
1:D:392:LEU:O	1:D:395:TYR:HB2	1.65	0.93
1:D:780:GLN:OE1	1:D:780:GLN:HA	1.67	0.93
1:D:887:VAL:N	1:D:1146:ARG:HH12	1.66	0.93
2:F:353:SER:HB2	2:F:373:LYS:H	1.31	0.93
1:A:298:HIS:CD2	1:A:358:LEU:HD22	2.02	0.93
1:A:1006:ARG:NH1	1:A:1006:ARG:HA	1.83	0.93
2:B:114:TRP:HA	2:B:262:TRP:CZ2	2.03	0.93
1:D:275:ARG:HH21	1:D:842:PRO:CB	1.81	0.93
1:D:275:ARG:HH21	1:D:842:PRO:HB3	1.32	0.93
1:D:356:LEU:HD13	1:D:369:LEU:HD22	1.50	0.93
1:D:407:PHE:O	1:D:411:LEU:HG	1.68	0.93
1:D:1200:PRO:CG	1:D:1203:PRO:HG2	1.97	0.93
1:A:196:VAL:HB	1:A:401:TRP:HZ3	1.29	0.93
1:A:485:LEU:HD12	1:A:489:GLU:OE2	1.69	0.93
1:A:566:LEU:HB3	1:A:567:PRO:HD3	1.51	0.93
1:A:893:SER:CB	1:A:896:LEU:HB2	1.98	0.93
1:A:1043:VAL:CG1	1:A:1046:GLU:HB3	1.97	0.93
1:A:1124:ALA:HB1	1:A:1148:ARG:NH1	1.82	0.93
2:C:322:LEU:O	2:C:322:LEU:HD13	1.68	0.93
2:E:277:ASP:HA	2:E:287:ASN:OD1	1.68	0.93
2:F:238:SER:HA	2:F:338:VAL:HG11	1.48	0.93
2:F:289:LEU:HD12	2:F:301:GLU:HB2	1.48	0.93
2:F:391:PRO:HB2	2:F:394:GLU:OE2	1.68	0.93
1:A:582:ASP:N	1:A:583:PRO:HD2	1.83	0.93
2:C:376:PRO:HG3	2:C:482:ALA:HB1	1.49	0.93
1:D:606:THR:HG21	1:D:612:LEU:O	1.66	0.93
1:D:1204:THR:HA	1:D:1207:GLU:CB	1.99	0.93
2:F:234:LYS:NZ	2:F:344:ARG:HD2	1.82	0.93
2:F:387:VAL:CA	2:F:443:VAL:HG22	1.97	0.93
1:A:925:LYS:HG3	1:A:926:SER:H	1.32	0.93
1:A:1026:ARG:HB2	1:A:1029:GLN:HB2	1.49	0.93
1:A:1131:ILE:HG23	1:A:1132:SER:H	1.31	0.93
1:D:1025:LEU:HD13	1:D:1027:LYS:HE2	1.47	0.93

Continued on next page...

Continued from previous page...

Atom-1	Atom-2	Interatomic distance (Å)	Clash overlap (Å)
1:D:1051:GLY:HA2	1:D:1054:GLU:HG3	1.49	0.93
1:D:1231:LEU:HG	1:D:1232:GLU:N	1.81	0.93
2:F:456:ARG:HG2	2:F:457:SER:H	1.33	0.93
1:A:309:ARG:O	1:A:313:ILE:HG23	1.68	0.93
1:A:556:THR:HG23	2:C:452:LEU:HB3	1.50	0.93
2:B:396:ARG:CD	2:B:417:TYR:HB2	1.97	0.93
1:D:768:LYS:HA	1:D:772:PRO:HG3	1.51	0.93
1:A:744:ILE:HB	1:A:745:PRO:HD3	1.50	0.93
1:D:1116:MET:HE3	1:D:1153:LEU:HA	1.46	0.93
2:F:203:ARG:HB3	2:F:204:LEU:CD1	1.97	0.93
1:A:606:THR:HG22	1:A:620:TRP:HE3	1.29	0.93
1:A:1057:MET:C	1:A:1064:ILE:HG21	1.89	0.93
2:B:323:HIS:HB2	2:B:331:VAL:C	1.88	0.93
1:D:436:PRO:O	1:D:879:GLN:HB2	1.67	0.93
1:D:1206:MET:HG2	2:F:257:ARG:NH1	1.83	0.93
2:E:407:LEU:HD23	2:E:411:ILE:O	1.67	0.93
1:A:1188:CYS:C	1:A:1189:LEU:HD22	1.90	0.93
1:D:666:GLN:C	1:D:669:MET:O	2.07	0.93
1:D:1231:LEU:HD11	1:D:1236:GLN:HE21	1.33	0.93
2:F:299:LEU:HD23	2:F:299:LEU:N	1.81	0.93
2:F:447:THR:O	2:F:452:LEU:HA	1.68	0.93
1:A:273:PHE:HA	1:A:276:ALA:HB2	1.46	0.93
1:D:509:THR:CB	1:D:512:LYS:HB3	1.97	0.93
1:D:549:LEU:HD21	2:F:398:VAL:HA	1.49	0.93
1:D:580:LEU:HD11	1:D:593:SER:OG	1.67	0.93
1:D:608:ASP:OD1	1:D:611:PRO:HD2	1.69	0.93
1:D:1223:ILE:HG13	1:D:1224:ILE:N	1.83	0.93
1:A:411:LEU:HD12	1:A:412:PRO:N	1.84	0.92
1:A:886:LEU:N	1:A:1146:ARG:NH2	2.17	0.92
2:C:454:HIS:HB2	2:C:468:ILE:HA	1.47	0.92
2:C:467:HIS:HB3	2:C:470:LYS:HE2	1.50	0.92
1:D:217:PRO:O	1:D:218:SER:OG	1.87	0.92
1:D:269:HIS:CD2	1:D:291:PHE:HD2	1.85	0.92
1:D:808:ILE:O	1:D:811:GLN:HB2	1.69	0.92
1:D:897:TRP:CH2	1:D:1173:LEU:HD13	2.04	0.92
2:F:127:PRO:CD	2:F:128:VAL:H	1.78	0.92
2:F:301:GLU:CG	2:F:339:ASN:HB3	1.99	0.92
1:A:223:TRP:CD1	1:A:223:TRP:N	2.36	0.92
1:A:451:THR:OG1	1:A:1202:ASN:CG	2.07	0.92
1:A:1131:ILE:HD13	1:A:1138:ARG:H	1.32	0.92
2:C:350:LEU:N	2:C:350:LEU:HD12	1.82	0.92

Continued on next page...

Continued from previous page...

Atom-1	Atom-2	Interatomic distance (Å)	Clash overlap (Å)
1:D:592:LEU:HA	1:D:595:GLN:CG	1.98	0.92
1:A:657:ARG:O	1:A:660:CYS:HB3	1.68	0.92
1:D:270:ASN:HA	1:D:294:THR:HG23	1.49	0.92
1:D:371:LYS:HA	1:D:374:ARG:HD2	1.51	0.92
1:D:795:ASN:HD22	1:D:795:ASN:N	1.59	0.92
1:A:1030:ARG:CG	1:A:1040:LYS:HZ1	1.83	0.92
1:A:434:TYR:O	1:A:435:LEU:HG	1.68	0.92
1:D:633:LYS:CB	1:D:638:THR:HG21	1.99	0.92
2:E:247:THR:HG22	2:E:250:GLN:HE21	1.32	0.92
1:A:245:ILE:CG1	1:A:246:PRO:HD3	2.00	0.92
1:A:468:ASN:ND2	2:C:460:THR:HG21	1.84	0.92
2:C:303:LEU:C	2:C:337:SER:HB2	1.90	0.92
1:D:412:PRO:HG2	1:D:413:LEU:HG	1.51	0.92
2:E:431:LYS:C	2:E:433:ASP:H	1.67	0.92
2:F:453:ILE:HD13	2:F:465:MET:HB3	1.51	0.92
1:A:112:LEU:HD23	1:A:920:THR:HB	1.50	0.92
1:A:125:LEU:H	1:A:125:LEU:CD2	1.82	0.92
1:A:169:TRP:HZ3	1:A:391:ASP:HA	1.32	0.92
2:C:341:ASP:CG	2:C:342:LEU:N	2.20	0.92
1:D:127:LEU:HD22	1:D:129:PRO:HD3	1.51	0.92
1:D:275:ARG:NE	1:D:842:PRO:HA	1.84	0.92
1:D:438:ASN:O	1:D:441:TRP:HB2	1.69	0.92
1:D:1131:ILE:H	1:D:1131:ILE:HD12	1.35	0.92
1:D:1208:ARG:NH1	2:F:285:LYS:HD3	1.83	0.92
1:A:107:LEU:HB2	1:A:113:TRP:CD1	2.03	0.92
1:A:213:VAL:HA	1:A:221:TYR:HE2	1.35	0.92
2:C:126:PHE:HA	2:C:209:ALA:O	1.70	0.92
2:C:209:ALA:HB1	2:C:238:SER:O	1.69	0.92
2:F:317:GLY:HA2	2:F:320:SER:HB2	1.52	0.92
2:F:368:HIS:NE2	2:F:370:LYS:HD2	1.84	0.92
1:A:412:PRO:HG2	1:A:413:LEU:H	1.31	0.92
1:A:887:VAL:CG2	1:A:1146:ARG:HH11	1.83	0.92
1:A:891:VAL:HA	1:A:1180:PHE:HE1	1.35	0.92
1:D:849:THR:HB	1:D:852:ARG:N	1.85	0.92
1:D:1027:LYS:HB3	1:D:1091:GLU:HB3	1.52	0.92
2:F:222:LYS:O	2:F:223:GLN:HB2	1.70	0.92
1:D:85:GLU:CD	1:D:130:LEU:HD22	1.90	0.92
1:D:113:TRP:HE3	1:D:114:GLY:H	1.09	0.92
1:D:283:LEU:HD23	1:D:839:ALA:HB3	1.52	0.92
1:D:1116:MET:CE	1:D:1153:LEU:HA	2.00	0.92
2:C:421:MET:HG3	2:C:422:GLN:N	1.85	0.91

Continued on next page...

Continued from previous page...

Atom-1	Atom-2	Interatomic distance (Å)	Clash overlap (Å)
1:D:743:ASP:C	1:D:744:ILE:HD13	1.91	0.91
1:D:1190:ARG:HD3	1:D:1195:MET:HE3	1.52	0.91
2:F:256:LEU:HD11	2:F:287:ASN:OD1	1.71	0.91
1:A:195:LEU:CD2	1:A:217:PRO:HD2	2.01	0.91
1:D:470:ALA:O	1:D:474:LEU:HD13	1.71	0.91
1:D:513:LEU:H	1:D:570:PRO:CG	1.83	0.91
1:D:873:GLU:HB3	1:D:1200:PRO:CD	2.00	0.91
1:A:1010:LEU:O	1:A:1096:ARG:NH2	2.02	0.91
2:C:342:LEU:HD23	2:C:345:GLY:H	1.33	0.91
1:D:272:SER:HB3	1:D:843:GLN:CD	1.91	0.91
1:D:374:ARG:HB3	1:D:392:LEU:HD11	1.52	0.91
1:D:457:ARG:HA	1:D:460:LYS:HD2	1.52	0.91
1:A:634:LEU:CB	1:A:635:PRO:HA	1.99	0.91
1:A:784:GLY:H	2:C:363:ARG:HD3	1.32	0.91
1:A:885:THR:C	1:A:886:LEU:HD23	1.91	0.91
2:C:303:LEU:HA	2:C:337:SER:HG	1.10	0.91
1:D:350:ILE:O	1:D:361:ARG:HB2	1.70	0.91
1:D:424:LEU:O	1:D:428:LEU:HD11	1.69	0.91
2:E:383:VAL:O	2:E:384:ALA:CB	2.17	0.91
2:F:439:PHE:CD1	2:F:458:ARG:HB2	2.03	0.91
1:A:228:LEU:CD1	1:A:386:ARG:HB3	2.01	0.91
1:A:618:HIS:HB2	1:A:725:PRO:CB	2.00	0.91
2:B:202:LYS:O	2:B:325:ARG:NH1	2.04	0.91
1:D:73:PRO:CG	1:D:90:GLN:HG2	2.00	0.91
1:D:278:ILE:CG2	1:D:279:ARG:HD3	2.00	0.91
1:D:618:HIS:HB2	1:D:725:PRO:CD	2.00	0.91
1:D:1218:LEU:HB3	1:D:1223:ILE:HG22	1.52	0.91
2:F:303:LEU:HA	2:F:337:SER:HG	1.32	0.91
1:A:240:SER:HA	1:A:243:ASP:OD2	1.70	0.91
1:A:316:LYS:CD	1:A:350:ILE:HG12	1.99	0.91
1:A:1060:LYS:CE	1:A:1065:ALA:H	1.82	0.91
2:B:204:LEU:HD12	2:B:325:ARG:H	1.35	0.91
1:D:190:PRO:C	1:D:192:GLU:H	1.72	0.91
1:D:891:VAL:CG1	1:D:1135:ASP:HB3	2.00	0.91
2:E:128:VAL:HG13	2:E:210:GLN:NE2	1.84	0.91
2:F:125:VAL:CG2	2:F:208:LEU:HA	1.97	0.91
1:A:203:LEU:CD1	1:A:379:LYS:C	2.38	0.91
1:A:997:LEU:HD22	1:A:998:SER:N	1.85	0.91
1:A:1046:GLU:O	1:A:1049:TRP:HD1	1.52	0.91
2:C:454:HIS:N	2:C:466:MET:O	2.02	0.91
1:D:634:LEU:HD13	1:D:635:PRO:O	1.69	0.91

Continued on next page...

Continued from previous page...

Atom-1	Atom-2	Interatomic distance (Å)	Clash overlap (Å)
1:D:649:TYR:CA	1:D:652:ILE:HB	2.01	0.91
1:D:1002:GLU:O	1:D:1005:VAL:HG22	1.69	0.91
1:A:163:PRO:HB3	1:A:164:PRO:HD3	1.52	0.91
1:A:374:ARG:HG2	1:A:374:ARG:HH11	1.35	0.91
1:A:498:LYS:CD	1:A:518:ALA:HB3	2.00	0.91
1:A:618:HIS:CB	1:A:725:PRO:HB2	2.00	0.91
1:A:784:GLY:CA	2:C:362:THR:OG1	2.18	0.91
1:A:996:ARG:NH1	1:A:1003:TRP:CB	2.33	0.91
2:C:241:TRP:HB2	2:C:336:LEU:HD12	0.94	0.91
2:C:302:THR:H	2:C:339:ASN:HA	1.36	0.91
2:C:306:LEU:N	2:C:335:VAL:HG11	1.85	0.91
2:C:471:LEU:HA	2:C:474:PHE:HB3	1.52	0.91
1:D:605:LEU:HD22	1:D:781:ALA:HB1	1.52	0.91
1:D:1209:ARG:HH22	2:F:252:LEU:HD22	1.33	0.91
1:A:851:THR:HG22	1:A:853:ARG:H	1.36	0.91
1:A:1200:PRO:HB2	1:A:1202:ASN:C	1.90	0.91
1:A:1236:GLN:NE2	1:A:1236:GLN:H	1.68	0.91
2:B:211:ILE:HG12	2:B:237:ALA:HB1	1.51	0.91
2:C:81:GLY:HA3	2:C:97:PRO:HB2	1.53	0.91
2:C:435:MET:HA	2:C:435:MET:CE	2.01	0.91
1:D:449:GLN:HA	1:D:452:TYR:HE2	1.32	0.91
2:E:428:LEU:H	2:E:428:LEU:CD1	1.83	0.91
2:F:342:LEU:HB2	2:F:344:ARG:CG	2.00	0.91
1:A:436:PRO:HD2	1:A:879:GLN:NE2	1.86	0.91
1:A:503:VAL:CG2	1:A:521:PRO:HA	2.01	0.91
1:A:774:MET:HA	1:A:777:GLY:HA3	1.52	0.91
2:C:374:LEU:HB3	2:C:378:LEU:HB3	1.51	0.91
1:D:436:PRO:O	1:D:879:GLN:CB	2.19	0.91
1:D:630:ASN:HB2	1:D:744:ILE:C	1.91	0.91
1:A:961:PHE:HD1	1:A:961:PHE:H	1.16	0.90
1:A:1191:LYS:O	1:A:1192:GLU:HB3	1.71	0.90
1:D:105:GLU:O	1:D:109:LYS:HG2	1.70	0.90
1:D:297:MET:HG2	1:D:411:LEU:CD2	2.00	0.90
1:D:556:THR:O	1:D:559:LEU:HB3	1.71	0.90
1:D:1157:ASN:HB3	1:D:1161:ARG:NH1	1.85	0.90
2:E:374:LEU:H	2:E:458:ARG:NH2	1.67	0.90
2:E:422:GLN:HG2	2:E:424:SER:H	1.32	0.90
2:F:241:TRP:N	2:F:336:LEU:HB3	1.86	0.90
1:A:1212:ILE:HG22	1:A:1213:PRO:N	1.81	0.90
1:D:279:ARG:O	1:D:841:LEU:HG	1.69	0.90
2:F:241:TRP:HB2	2:F:336:LEU:HD12	0.91	0.90

Continued on next page...

Continued from previous page...

Atom-1	Atom-2	Interatomic distance (Å)	Clash overlap (Å)
1:A:477:GLU:HG2	1:A:482:ASP:CG	1.92	0.90
1:A:1027:LYS:HB2	1:A:1092:PHE:CD2	2.05	0.90
2:C:61:GLY:O	2:C:64:GLU:HG2	1.70	0.90
2:C:354:PHE:CE1	2:C:370:LYS:HD3	2.06	0.90
1:D:1131:ILE:CD1	1:D:1131:ILE:N	2.28	0.90
2:F:291:TYR:OH	2:F:355:GLN:HG3	1.71	0.90
1:A:79:LEU:HB3	1:A:89:GLY:HA2	1.52	0.90
1:A:107:LEU:HB2	1:A:113:TRP:NE1	1.85	0.90
1:A:275:ARG:HH21	1:A:845:VAL:HA	1.23	0.90
2:C:454:HIS:HB3	2:C:466:MET:CB	2.01	0.90
1:D:503:VAL:C	1:D:505:LYS:H	1.74	0.90
2:E:181:LEU:HB3	2:E:215:PHE:CE1	2.05	0.90
2:F:351:TYR:O	2:F:355:GLN:N	2.05	0.90
1:A:612:LEU:HB3	1:A:620:TRP:HB2	1.51	0.90
1:A:612:LEU:CD2	1:A:621:GLY:H	1.81	0.90
2:B:202:LYS:O	2:B:325:ARG:CD	2.18	0.90
1:D:74:LEU:HD12	1:D:77:GLN:HA	1.51	0.90
2:F:203:ARG:HB3	2:F:204:LEU:HD13	1.54	0.90
1:A:87:ILE:HG22	1:A:88:PHE:N	1.86	0.90
2:B:347:LEU:O	2:B:350:LEU:HB3	1.71	0.90
1:D:371:LYS:HA	1:D:374:ARG:HD3	1.53	0.90
1:D:407:PHE:CD1	1:D:411:LEU:HD21	2.07	0.90
1:D:413:LEU:HA	1:D:416:GLU:OE1	1.70	0.90
1:A:370:PRO:HB2	1:A:399:ASP:HB2	1.54	0.90
1:A:468:ASN:ND2	1:A:578:PRO:HG2	1.86	0.90
1:A:1231:LEU:HD11	1:A:1236:GLN:HE22	1.36	0.90
2:C:341:ASP:CG	2:C:342:LEU:H	1.72	0.90
2:C:388:GLY:O	2:C:444:THR:HA	1.70	0.90
2:C:446:THR:C	2:C:450:ASN:HB3	1.92	0.90
2:E:325:ARG:HG2	2:E:330:ASN:HA	1.54	0.90
1:A:177:ARG:HA	1:A:182:GLY:O	1.69	0.90
2:B:374:LEU:H	2:B:458:ARG:HH22	1.12	0.90
1:D:175:TRP:CE3	1:D:184:ALA:HA	2.06	0.90
1:D:214:ALA:N	1:D:401:TRP:CZ2	2.40	0.90
1:A:197:PHE:N	1:A:269:HIS:NE2	2.19	0.90
1:A:241:PRO:HA	1:A:244:LEU:HB2	1.53	0.90
2:C:336:LEU:HD23	2:C:337:SER:N	1.87	0.90
1:D:823:ARG:HA	1:D:826:ILE:HD11	1.51	0.90
1:D:1014:ARG:HD3	1:D:1026:ARG:HG3	1.54	0.90
1:D:1020:ILE:HD13	1:D:1021:SER:CA	2.02	0.90
2:E:270:PRO:HA	2:E:273:PHE:CE2	2.05	0.90

Continued on next page...

Continued from previous page...

Atom-1	Atom-2	Interatomic distance (Å)	Clash overlap (Å)
1:A:276:ALA:HA	1:A:279:ARG:HD3	1.53	0.90
1:A:1224:ILE:HD12	1:A:1224:ILE:O	1.71	0.90
2:C:395:LEU:HD21	2:C:443:VAL:HG12	1.52	0.90
1:D:265:LEU:HG	1:D:266:VAL:N	1.86	0.90
1:D:966:LEU:HD23	1:D:970:ASN:HD21	1.34	0.90
1:D:1208:ARG:HH22	2:F:285:LYS:HD3	1.36	0.90
2:E:456:ARG:HB2	2:E:463:LYS:CG	2.02	0.90
2:F:208:LEU:O	2:F:208:LEU:HD12	1.72	0.90
2:F:447:THR:CA	2:F:452:LEU:HA	2.02	0.90
1:A:653:GLU:HA	1:A:656:TYR:CZ	2.06	0.89
1:D:486:TRP:CZ2	1:D:722:ARG:HA	2.07	0.89
1:D:515:ILE:HD11	1:D:568:GLY:O	1.72	0.89
1:D:795:ASN:H	1:D:795:ASN:ND2	1.68	0.89
2:F:61:GLY:O	2:F:64:GLU:HG2	1.72	0.89
2:C:208:LEU:HD13	2:C:240:VAL:HB	1.53	0.89
2:C:350:LEU:HD12	2:C:350:LEU:H	1.37	0.89
1:D:460:LYS:N	1:D:460:LYS:CE	2.16	0.89
1:D:548:CYS:CA	1:D:551:LYS:HD3	2.01	0.89
1:D:956:GLY:CA	1:D:1094:THR:HG23	2.00	0.89
2:F:305:ASN:C	2:F:335:VAL:HG11	1.92	0.89
2:F:341:ASP:CG	2:F:342:LEU:N	2.22	0.89
1:A:564:GLN:HA	1:A:567:PRO:HD2	1.53	0.89
2:C:241:TRP:N	2:C:336:LEU:CB	2.36	0.89
2:C:256:LEU:HD11	2:C:287:ASN:OD1	1.73	0.89
1:D:548:CYS:N	1:D:551:LYS:HZ3	1.70	0.89
1:D:614:TYR:CE2	1:D:620:TRP:CE3	2.60	0.89
2:E:128:VAL:HB	2:E:208:LEU:HB3	1.53	0.89
1:A:214:ALA:HA	1:A:401:TRP:CZ2	2.07	0.89
1:A:1146:ARG:NH1	1:A:1185:ILE:HG23	1.86	0.89
2:B:324:GLY:HA2	2:B:325:ARG:CZ	2.01	0.89
2:C:102:LEU:HD11	2:C:435:MET:CE	2.01	0.89
2:C:396:ARG:NH1	2:C:397:GLN:HA	1.86	0.89
1:D:1206:MET:O	1:D:1210:TYR:N	2.06	0.89
2:E:431:LYS:HA	2:E:434:GLU:HG2	1.52	0.89
2:F:403:PHE:CE1	2:F:415:PRO:HG3	2.06	0.89
1:A:127:LEU:HD22	1:A:129:PRO:HD3	1.54	0.89
1:A:1043:VAL:CA	1:A:1046:GLU:H	1.85	0.89
1:D:179:GLY:CA	1:D:182:GLY:HA3	2.02	0.89
1:D:504:LYS:HD2	1:D:523:ASP:CB	2.01	0.89
1:D:767:ALA:CB	1:D:771:LEU:HD22	2.03	0.89
1:D:804:ALA:O	1:D:808:ILE:HG13	1.72	0.89

Continued on next page...

Continued from previous page...

Atom-1	Atom-2	Interatomic distance (Å)	Clash overlap (Å)
1:D:1066:THR:HG23	1:D:1068:ASP:OD1	1.71	0.89
2:B:396:ARG:NH1	2:B:417:TYR:CD2	2.40	0.89
1:D:457:ARG:N	1:D:460:LYS:HZ2	1.71	0.89
1:D:795:ASN:O	1:D:798:ILE:HG12	1.73	0.89
2:F:322:LEU:O	2:F:322:LEU:HD13	1.72	0.89
2:F:336:LEU:HD23	2:F:337:SER:N	1.87	0.89
1:A:256:PRO:HD2	1:A:257:THR:H	1.38	0.89
1:A:608:ASP:CA	1:A:779:LEU:HB2	2.03	0.89
1:A:621:GLY:CA	1:A:748:TRP:HB3	2.02	0.89
1:A:1066:THR:HG1	1:A:1071:ARG:HB3	1.37	0.89
2:C:82:SER:HA	2:C:86:LEU:CD2	2.01	0.89
1:D:213:VAL:HG22	1:D:401:TRP:CZ2	2.08	0.89
1:D:366:GLY:N	1:D:367:PRO:HD3	1.88	0.89
1:D:371:LYS:O	1:D:373:PRO:HD3	1.72	0.89
1:D:634:LEU:HD22	1:D:635:PRO:HD2	1.53	0.89
1:A:604:ALA:HA	1:A:717:LEU:HD22	1.54	0.89
1:A:623:LEU:O	1:A:623:LEU:HG	1.73	0.89
1:A:912:GLY:C	1:A:917:GLY:HA3	1.92	0.89
1:A:1011:PRO:O	1:A:1028:VAL:HG21	1.71	0.89
1:D:95:PRO:HG2	1:D:99:ALA:HB3	1.54	0.89
1:D:869:ARG:H	1:D:1200:PRO:HB3	1.37	0.89
1:D:1166:TYR:N	1:D:1166:TYR:HD1	1.69	0.89
1:A:297:MET:CE	1:A:411:LEU:HD13	2.03	0.89
1:A:425:ALA:HA	1:A:428:LEU:HD12	1.54	0.89
1:A:613:HIS:CB	1:A:717:LEU:HG	2.01	0.89
2:C:458:ARG:HG2	2:C:458:ARG:HH11	1.38	0.89
1:D:213:VAL:HG13	1:D:401:TRP:CZ2	2.07	0.89
1:D:267:VAL:HB	1:D:269:HIS:HD2	1.28	0.89
1:D:374:ARG:CD	1:D:392:LEU:HD21	2.02	0.89
1:D:472:GLN:HB3	2:F:460:THR:O	1.72	0.89
1:D:772:PRO:HA	1:D:775:GLU:HB2	1.54	0.89
1:D:1209:ARG:NH2	2:F:253:ASP:HA	1.86	0.89
2:F:395:LEU:O	2:F:398:VAL:HB	1.73	0.89
1:A:253:ALA:HB3	1:A:256:PRO:HB3	1.55	0.89
1:A:612:LEU:CG	1:A:613:HIS:N	2.33	0.89
1:A:656:TYR:HB3	1:A:720:THR:OG1	1.72	0.89
2:B:117:SER:HB2	2:B:262:TRP:CE2	2.07	0.89
2:C:254:PHE:HA	2:C:257:ARG:HH21	1.36	0.89
1:D:486:TRP:HA	1:D:489:GLU:OE2	1.73	0.89
1:D:608:ASP:O	1:D:609:GLY:C	2.12	0.89
1:D:879:GLN:OE1	1:D:1189:LEU:HD21	1.71	0.89

Continued on next page...

Continued from previous page...

Atom-1	Atom-2	Interatomic distance (Å)	Clash overlap (Å)
2:E:201:ASN:OD1	2:F:422:GLN:HB2	1.72	0.89
1:A:173:GLU:OE2	1:A:223:TRP:HZ2	1.55	0.88
1:A:352:SER:O	1:A:358:LEU:HD21	1.73	0.88
1:A:815:TRP:HA	1:A:838:GLY:CA	2.03	0.88
1:A:1005:VAL:HA	1:A:1008:LEU:HD12	1.55	0.88
2:B:106:LEU:HD12	2:B:109:ASN:ND2	1.88	0.88
2:B:311:LEU:HG	2:B:312:LEU:H	1.35	0.88
1:D:348:LEU:CD2	1:D:350:ILE:HG13	2.02	0.88
1:D:448:ALA:HB1	1:D:870:VAL:HB	1.51	0.88
1:D:914:THR:CB	1:D:999:ASP:HB3	2.03	0.88
2:E:185:LEU:HD11	2:E:236:GLU:O	1.73	0.88
2:F:474:PHE:HA	2:F:477:LYS:CD	2.01	0.88
1:A:638:THR:HG23	1:A:642:SER:OG	1.73	0.88
1:A:996:ARG:NH1	1:A:1003:TRP:HB2	1.89	0.88
2:B:115:TRP:O	2:B:119:VAL:HB	1.71	0.88
2:C:125:VAL:HG23	2:C:126:PHE:N	1.88	0.88
2:C:386:ASP:HB2	2:C:442:LEU:CA	2.02	0.88
1:D:349:ASP:O	1:D:361:ARG:HD3	1.73	0.88
1:D:1069:ILE:CG1	1:D:1070:PRO:HD2	2.02	0.88
2:F:454:HIS:N	2:F:466:MET:O	2.06	0.88
1:A:202:CYS:SG	1:A:210:THR:HG21	2.14	0.88
1:D:895:GLU:OE1	1:D:896:LEU:HD22	1.71	0.88
1:A:360:GLU:O	1:A:364:LEU:HD23	1.73	0.88
1:A:477:GLU:HG3	1:A:478:ARG:H	0.72	0.88
1:D:179:GLY:C	1:D:181:GLU:N	2.17	0.88
1:D:569:HIS:N	1:D:570:PRO:HD2	1.88	0.88
1:D:1131:ILE:HD12	1:D:1131:ILE:N	1.87	0.88
2:F:467:HIS:O	2:F:471:LEU:CD1	2.21	0.88
1:A:215:ILE:CG2	1:A:216:SER:H	1.86	0.88
1:A:871:GLY:O	1:A:873:GLU:N	2.07	0.88
1:D:352:SER:O	1:D:358:GLU:OE2	1.82	0.88
1:D:601:LYS:HD2	1:D:616:GLU:HG2	1.56	0.88
1:D:1208:ARG:NH2	2:F:285:LYS:HD3	1.89	0.88
2:F:390:GLY:HA2	2:F:391:PRO:C	1.94	0.88
2:F:424:SER:HB3	2:F:427:GLN:HE22	1.39	0.88
2:F:471:LEU:HD12	2:F:471:LEU:N	1.88	0.88
2:B:186:LEU:HD11	2:B:337:SER:HB2	1.55	0.88
1:D:83:LEU:HG	1:D:89:GLY:HA2	1.53	0.88
1:D:359:VAL:O	1:D:359:VAL:HG12	1.71	0.88
1:D:463:LEU:HA	1:D:466:LEU:CD2	2.04	0.88
1:D:656:TYR:HB3	1:D:744:ILE:CG2	2.04	0.88

Continued on next page...

Continued from previous page...

Atom-1	Atom-2	Interatomic distance (Å)	Clash overlap (Å)
1:D:1010:LEU:CD2	1:D:1015:THR:HA	2.03	0.88
2:E:432:TYR:HB2	2:E:437:ILE:HD13	1.54	0.88
1:A:606:THR:CG2	1:A:620:TRP:HE3	1.86	0.88
1:A:925:LYS:CG	1:A:926:SER:H	1.85	0.88
1:A:1026:ARG:HB3	1:A:1029:GLN:CD	1.93	0.88
1:A:1124:ALA:HB1	1:A:1148:ARG:HH11	1.38	0.88
2:B:67:GLU:HB3	2:B:70:LEU:HB2	1.53	0.88
1:D:73:PRO:C	1:D:74:LEU:HD22	1.93	0.88
1:D:214:ALA:HB3	1:D:218:SER:C	1.94	0.88
1:D:458:GLU:O	1:D:461:LYS:HG2	1.72	0.88
1:D:1028:VAL:HG22	1:D:1096:ARG:NH1	1.87	0.88
1:D:1198:LYS:HA	1:D:1204:THR:CB	2.03	0.88
1:D:1206:MET:CG	2:F:257:ARG:NH1	2.36	0.88
2:F:406:LEU:HA	2:F:409:ASN:HD21	1.39	0.88
1:A:515:ILE:HD11	1:A:568:GLY:O	1.72	0.88
1:A:792:LEU:HD12	1:A:793:GLU:N	1.88	0.88
2:B:400:GLN:N	2:B:400:GLN:OE1	2.07	0.88
2:C:342:LEU:HB2	2:C:344:ARG:CG	2.01	0.88
1:D:278:ILE:O	1:D:282:TYR:CD1	2.27	0.88
1:D:504:LYS:CB	1:D:523:ASP:CB	2.49	0.88
1:D:645:VAL:O	1:D:645:VAL:HG13	1.74	0.88
1:D:737:GLY:H	1:D:750:PHE:HZ	1.16	0.88
1:A:243:ASP:O	1:A:246:PRO:HD2	1.73	0.88
1:A:297:MET:HE1	1:A:411:LEU:HD13	1.55	0.88
1:A:575:LYS:CG	1:A:576:LEU:H	1.86	0.88
2:B:447:THR:HG23	2:B:452:LEU:N	1.88	0.88
1:D:163:PRO:HB2	1:D:165:LYS:HG3	1.56	0.88
1:D:352:SER:O	1:D:358:GLU:CG	2.20	0.88
1:D:368:PRO:HA	1:D:369:LEU:HD23	1.56	0.88
1:D:611:PRO:HB2	1:D:612:LEU:HD13	1.56	0.88
1:D:854:ALA:HB1	1:D:860:LEU:HD12	1.55	0.88
1:A:436:PRO:HB3	1:A:881:PRO:CD	2.03	0.88
1:A:744:ILE:CB	1:A:745:PRO:HD3	2.04	0.88
1:A:1007:GLU:O	1:A:1011:PRO:HD3	1.73	0.88
2:B:277:ASP:OD1	2:B:287:ASN:ND2	2.06	0.88
2:C:320:SER:HB3	2:C:321:LYS:HG3	1.54	0.88
1:D:1220:ILE:O	1:D:1223:ILE:HG23	1.75	0.88
2:E:302:THR:C	2:E:303:LEU:HD12	1.94	0.88
1:A:276:ALA:O	1:A:279:ARG:HB2	1.73	0.87
1:A:656:TYR:CB	1:A:720:THR:HB	2.05	0.87
1:A:845:VAL:HB	1:A:855:VAL:CB	2.04	0.87

Continued on next page...

Continued from previous page...

Atom-1	Atom-2	Interatomic distance (Å)	Clash overlap (Å)
1:D:441:TRP:HE1	1:D:880:ALA:N	1.71	0.87
1:D:849:THR:HG22	1:D:851:THR:H	1.38	0.87
2:F:217:PRO:HB2	2:F:219:PHE:CE1	2.10	0.87
1:A:296:SER:HB2	1:A:847:ALA:HB3	1.53	0.87
1:A:440:ASN:HB2	1:A:877:MET:SD	2.14	0.87
1:A:869:ARG:HA	1:A:1201:SER:H	1.36	0.87
1:A:1041:TRP:NE1	1:A:1043:VAL:HB	1.90	0.87
2:C:241:TRP:N	2:C:336:LEU:HB2	1.89	0.87
1:D:79:LEU:HD11	1:D:1173:LEU:O	1.74	0.87
1:D:897:TRP:CH2	1:D:1177:VAL:HG11	2.10	0.87
1:D:1014:ARG:HG2	1:D:1026:ARG:HE	1.38	0.87
2:C:301:GLU:CG	2:C:339:ASN:HB3	2.04	0.87
1:D:599:THR:O	1:D:603:MET:HG3	1.74	0.87
1:D:989:THR:HG22	1:D:999:ASP:OD2	1.74	0.87
1:D:997:LEU:HD22	1:D:998:SER:H	1.38	0.87
1:D:1141:VAL:CB	1:D:1146:ARG:HE	1.82	0.87
2:F:341:ASP:O	2:F:342:LEU:HD13	1.74	0.87
1:A:444:TYR:HE1	1:A:1206:MET:SD	1.98	0.87
2:B:453:ILE:HG21	2:B:468:ILE:HD12	1.57	0.87
2:C:243:THR:OG1	2:C:334:CYS:HB2	1.73	0.87
2:C:304:TRP:N	2:C:337:SER:HB2	1.90	0.87
2:C:455:LEU:C	2:C:456:ARG:HE	1.78	0.87
1:D:358:GLU:O	1:D:361:ARG:HB3	1.72	0.87
1:D:420:HIS:NE2	1:D:1020:ILE:HG21	1.88	0.87
1:D:610:PHE:N	1:D:611:PRO:HD3	1.85	0.87
2:F:417:TYR:HD2	2:F:417:TYR:N	1.71	0.87
2:F:424:SER:CB	2:F:427:GLN:HE22	1.87	0.87
1:A:215:ILE:HG23	1:A:216:SER:N	1.85	0.87
1:A:869:ARG:C	1:A:1200:PRO:HA	1.94	0.87
2:B:83:LYS:H	2:B:83:LYS:HD2	1.36	0.87
2:B:261:GLN:HE21	2:B:264:ARG:NH2	1.71	0.87
2:C:113:GLU:O	2:C:116:THR:HG23	1.75	0.87
2:C:244:PRO:HD2	2:C:247:THR:CG2	2.05	0.87
2:C:471:LEU:HD12	2:C:471:LEU:H	1.33	0.87
1:D:196:VAL:HG21	1:D:215:ILE:HD12	1.53	0.87
1:D:198:ASP:CB	1:D:400:VAL:HG11	2.04	0.87
2:E:114:TRP:HE1	2:E:259:ARG:NH2	1.71	0.87
2:F:419:GLU:OE2	2:F:428:LEU:HD13	1.73	0.87
1:A:612:LEU:CG	1:A:614:TYR:H	1.87	0.87
1:A:741:ASP:OD1	1:A:742:VAL:HG23	1.75	0.87
1:A:989:THR:HA	1:A:998:SER:OG	1.74	0.87

Continued on next page...

Continued from previous page...

Atom-1	Atom-2	Interatomic distance (Å)	Clash overlap (Å)
1:A:1046:GLU:O	1:A:1049:TRP:CD1	2.28	0.87
2:B:261:GLN:HE21	2:B:264:ARG:HH21	0.88	0.87
2:B:261:GLN:HA	2:B:264:ARG:HE	1.38	0.87
1:D:449:GLN:HA	1:D:452:TYR:CE2	2.09	0.87
1:D:621:GLY:HA2	1:D:748:TRP:HB3	1.57	0.87
1:D:992:LEU:CB	1:D:996:ARG:HG2	2.04	0.87
1:D:1029:GLN:CG	1:D:1030:ARG:NE	2.38	0.87
1:A:249:VAL:HG23	1:A:815:TRP:O	1.75	0.87
1:A:502:LYS:CG	1:A:503:VAL:H	1.87	0.87
1:A:618:HIS:H	1:A:725:PRO:HG2	1.30	0.87
1:A:1011:PRO:HD2	1:A:1012:VAL:HG22	1.54	0.87
2:C:317:GLY:C	2:C:319:VAL:H	1.76	0.87
1:D:612:LEU:CB	1:D:620:TRP:HB2	2.05	0.87
1:D:798:ILE:CG2	1:D:869:ARG:NH1	2.36	0.87
1:D:845:VAL:HB	1:D:855:VAL:HG21	1.57	0.87
1:D:1067:SER:HA	1:D:1071:ARG:CA	2.03	0.87
2:E:418:LEU:HD22	2:F:122:ARG:NH2	1.87	0.87
1:A:653:GLU:O	1:A:657:ARG:HG3	1.75	0.87
2:B:254:PHE:O	2:B:257:ARG:HB3	1.73	0.87
2:C:456:ARG:HB2	2:C:463:LYS:HA	1.55	0.87
1:D:95:PRO:HG2	1:D:99:ALA:CB	2.05	0.87
1:D:193:ARG:HA	1:D:193:ARG:NH1	1.90	0.87
1:D:249:VAL:CG2	1:D:250:PRO:HD2	2.04	0.87
1:D:1019:TRP:HE3	1:D:1168:LEU:CG	1.88	0.87
1:A:515:ILE:HG12	1:A:565:HIS:O	1.75	0.87
2:B:261:GLN:HA	2:B:264:ARG:NE	1.89	0.87
2:C:77:HIS:O	2:C:100:GLY:HA3	1.75	0.87
1:D:576:LEU:HG	1:D:577:CYS:H	1.37	0.87
1:D:660:CYS:CB	1:D:745:PRO:HG3	2.04	0.87
1:D:812:MET:O	1:D:840:ILE:HG23	1.73	0.87
1:D:815:TRP:HE3	1:D:838:GLY:H	1.19	0.87
1:D:927:ARG:HG2	1:D:928:GLY:N	1.88	0.87
2:E:205:PRO:HB3	2:E:243:THR:HA	1.57	0.87
1:A:230:GLU:CD	1:A:231:GLU:N	2.28	0.86
1:A:869:ARG:HG2	1:A:870:VAL:HG23	1.55	0.86
2:C:208:LEU:HD22	2:C:242:PHE:CE2	2.10	0.86
1:D:456:GLN:C	1:D:460:LYS:NZ	2.29	0.86
1:D:768:LYS:HD3	1:D:769:ASP:N	1.87	0.86
1:D:795:ASN:HD22	1:D:795:ASN:H	0.88	0.86
1:D:996:ARG:H	1:D:996:ARG:CD	1.87	0.86
1:D:1209:ARG:HG3	2:F:249:ASN:HB3	1.55	0.86

Continued on next page...

Continued from previous page...

Atom-1	Atom-2	Interatomic distance (Å)	Clash overlap (Å)
1:A:348:LEU:C	1:A:350:ILE:N	2.18	0.86
1:A:576:LEU:HD23	2:C:481:SER:OG	1.73	0.86
2:B:72:ILE:CA	2:B:75:ARG:HE	1.85	0.86
1:A:613:HIS:HB3	1:A:717:LEU:CG	2.04	0.86
2:B:396:ARG:HG3	2:B:417:TYR:HB2	1.56	0.86
1:D:452:TYR:HB3	1:D:801:TRP:NE1	1.89	0.86
1:D:452:TYR:HB3	1:D:801:TRP:HE1	1.38	0.86
1:D:772:PRO:O	1:D:775:GLU:O	1.93	0.86
2:E:78:PHE:CD2	2:E:102:LEU:HD12	2.10	0.86
1:A:310:SER:O	1:A:313:ILE:HG13	1.75	0.86
1:A:903:GLY:HA2	1:A:1002:GLU:HB3	1.54	0.86
2:C:252:LEU:HD12	2:C:305:ASN:HB2	1.56	0.86
1:D:163:PRO:HG2	1:D:165:LYS:HE3	1.57	0.86
1:D:1006:ARG:HA	1:D:1006:ARG:HH11	0.73	0.86
2:F:439:PHE:HD1	2:F:458:ARG:CB	1.88	0.86
1:A:135:LEU:H	1:A:135:LEU:CD2	1.83	0.86
1:A:184:ALA:O	1:A:185:VAL:HG12	1.75	0.86
1:A:1146:ARG:CZ	1:A:1185:ILE:HG23	2.06	0.86
1:D:995:TYR:O	1:D:1004:LEU:HD23	1.75	0.86
1:D:1066:THR:O	1:D:1073:PRO:HD3	1.76	0.86
1:D:1208:ARG:HH12	2:F:285:LYS:CD	1.88	0.86
2:E:455:LEU:O	2:E:463:LYS:HA	1.75	0.86
1:A:190:PRO:CB	1:A:192:GLU:HG2	2.03	0.86
1:A:412:PRO:HG2	1:A:413:LEU:HG	1.54	0.86
1:D:300:ALA:HB2	1:D:847:ALA:CB	2.03	0.86
1:D:439:GLN:NE2	1:D:835:GLY:HA3	1.90	0.86
1:D:549:LEU:HD11	2:F:401:GLY:HA3	1.57	0.86
1:D:891:VAL:HA	1:D:894:GLN:NE2	1.91	0.86
1:D:1019:TRP:CD1	1:D:1020:ILE:HG22	2.10	0.86
2:F:114:TRP:HB2	2:F:262:TRP:CZ2	2.10	0.86
2:F:238:SER:CA	2:F:338:VAL:HG11	2.06	0.86
1:A:293:ASP:HB3	1:A:296:SER:H	1.40	0.86
1:A:472:GLN:NE2	2:C:460:THR:O	2.07	0.86
1:A:1158:LEU:O	1:A:1162:CYS:SG	2.33	0.86
2:C:326:ASP:OD2	2:C:329:LYS:N	2.08	0.86
2:C:390:GLY:HA2	2:C:391:PRO:C	1.95	0.86
2:C:391:PRO:HB2	2:C:394:GLU:OE2	1.76	0.86
1:D:485:LEU:HD12	1:D:489:GLU:OE2	1.76	0.86
1:D:490:TRP:CE3	1:D:580:LEU:HD22	2.10	0.86
2:F:203:ARG:HE	2:F:204:LEU:CD1	1.87	0.86
2:F:241:TRP:CZ3	2:F:255:TRP:NE1	2.43	0.86

Continued on next page...

Continued from previous page...

Atom-1	Atom-2	Interatomic distance (Å)	Clash overlap (Å)
2:F:418:LEU:O	2:F:421:MET:HG2	1.74	0.86
2:C:289:LEU:HD12	2:C:301:GLU:HB2	1.56	0.86
2:C:387:VAL:HG12	2:C:395:LEU:CD2	2.06	0.86
1:D:284:ILE:HD12	1:D:284:ILE:H	1.38	0.86
1:D:824:ALA:HA	1:D:827:ARG:HG3	1.55	0.86
1:D:1055:SER:HA	1:D:1058:PHE:CB	2.01	0.86
2:E:270:PRO:HA	2:E:273:PHE:CD2	2.09	0.86
2:E:374:LEU:O	2:E:375:HIS:HB2	1.74	0.86
2:E:387:VAL:HG12	2:E:416:GLY:HA3	1.57	0.86
2:C:385:LEU:O	2:C:416:GLY:HA3	1.76	0.86
1:D:242:ALA:HB1	1:D:245:ILE:CD1	2.05	0.86
1:D:383:LYS:O	1:D:386:ARG:HG3	1.76	0.86
1:D:457:ARG:HH22	2:F:485:VAL:HG23	1.40	0.86
1:D:869:ARG:N	1:D:1200:PRO:CB	2.38	0.86
1:D:995:TYR:HE1	1:D:1004:LEU:HB3	1.41	0.86
2:E:387:VAL:HG12	2:E:416:GLY:CA	2.04	0.86
2:E:420:THR:HG23	2:E:421:MET:H	1.40	0.86
1:A:378:VAL:O	1:A:380:GLY:N	2.09	0.86
1:A:556:THR:HG23	2:C:452:LEU:CB	2.05	0.86
1:A:617:ARG:O	1:A:762:VAL:HG23	1.76	0.86
1:A:1020:ILE:HD12	1:A:1021:SER:H	1.40	0.86
2:B:267:ALA:HB2	2:B:270:PRO:HB2	1.56	0.86
1:D:459:MET:H	1:D:460:LYS:HZ1	1.20	0.86
1:D:869:ARG:N	1:D:1200:PRO:HB3	1.89	0.86
2:F:343:ASP:C	2:F:347:LEU:HD13	1.94	0.86
1:A:145:LYS:HG3	1:A:1118:TRP:CH2	2.11	0.85
1:A:272:SER:HB3	1:A:273:PHE:CD2	2.11	0.85
1:A:472:GLN:HG3	2:C:460:THR:CB	2.05	0.85
2:C:446:THR:OG1	2:C:455:LEU:HD21	1.76	0.85
1:D:189:ILE:CG2	1:D:258:GLN:HB3	2.05	0.85
1:D:293:ASP:O	1:D:296:SER:HB3	1.76	0.85
1:D:564:GLN:HA	1:D:566:LEU:O	1.75	0.85
1:D:598:VAL:HA	1:D:601:LYS:CE	2.06	0.85
2:F:190:LEU:HB2	2:F:314:MET:HE1	1.56	0.85
1:A:576:LEU:HD12	1:A:577:CYS:N	1.91	0.85
2:C:375:HIS:HB3	2:C:378:LEU:HD13	1.55	0.85
2:C:385:LEU:HD21	2:C:402:LEU:HD23	1.57	0.85
1:D:635:PRO:HA	1:D:639:THR:OG1	1.77	0.85
1:D:801:TRP:CH2	1:D:805:HIS:CG	2.65	0.85
1:D:876:ALA:HB1	1:D:1188:CYS:SG	2.16	0.85
2:F:306:LEU:HG	2:F:306:LEU:O	1.76	0.85

Continued on next page...

Continued from previous page...

Atom-1	Atom-2	Interatomic distance (Å)	Clash overlap (Å)
1:A:369:PRO:CB	1:A:372:GLU:HG3	1.98	0.85
2:B:102:LEU:H	2:B:102:LEU:HD12	1.41	0.85
2:C:127:PRO:HD3	2:C:209:ALA:C	1.97	0.85
1:D:249:VAL:CG1	1:D:252:GLY:N	2.34	0.85
1:D:302:SER:HB2	1:D:351:SER:OG	1.76	0.85
1:D:612:LEU:HG	1:D:621:GLY:C	1.97	0.85
1:D:652:ILE:HA	1:D:655:LEU:CG	2.06	0.85
1:D:1209:ARG:NH2	2:F:252:LEU:HD22	1.90	0.85
2:E:101:PRO:CD	2:F:128:VAL:HG21	2.06	0.85
2:F:215:PHE:CD2	2:F:233:GLU:HG2	2.11	0.85
2:F:387:VAL:O	2:F:420:THR:OG1	1.94	0.85
1:A:359:ALA:HB2	1:A:407:PHE:HE2	1.39	0.85
1:A:369:PRO:HB2	1:A:372:GLU:CG	1.98	0.85
1:A:604:ALA:HA	1:A:717:LEU:CD2	2.07	0.85
1:A:629:ASP:HB3	1:A:744:ILE:O	1.76	0.85
2:B:472:LYS:HG3	2:B:473:ASP:N	1.90	0.85
2:C:129:ASP:OD1	2:C:131:LEU:HD22	1.76	0.85
2:C:446:THR:HB	2:C:450:ASN:OD1	1.76	0.85
1:D:78:MET:SD	1:D:1175:GLN:NE2	2.49	0.85
1:D:242:ALA:O	1:D:246:PRO:HD3	1.76	0.85
1:D:1138:ARG:HH22	1:D:1191:LYS:CE	1.88	0.85
2:F:471:LEU:CD1	2:F:471:LEU:N	2.36	0.85
1:A:445:LEU:O	1:A:448:ALA:HB3	1.77	0.85
1:A:921:LEU:H	1:A:921:LEU:HD12	1.39	0.85
1:A:1141:VAL:HB	1:A:1146:ARG:CD	2.07	0.85
2:C:473:ASP:HA	2:C:476:ILE:HG23	1.56	0.85
1:D:741:ASP:HB2	1:D:748:TRP:CH2	2.11	0.85
1:D:1191:LYS:O	1:D:1192:GLU:HB3	1.74	0.85
1:D:1212:ILE:HG23	1:D:1214:GLN:H	1.41	0.85
1:A:670:PRO:HG2	1:A:671:GLN:HE21	1.38	0.85
1:A:741:ASP:O	1:A:742:VAL:HB	1.77	0.85
1:D:175:TRP:CZ3	1:D:184:ALA:HA	2.10	0.85
1:D:309:ARG:HA	1:D:312:TRP:HB2	1.58	0.85
2:F:326:ASP:OD1	2:F:329:LYS:HG2	1.76	0.85
2:F:387:VAL:HG21	2:F:417:TYR:CA	2.07	0.85
2:F:394:GLU:HA	2:F:397:GLN:OE1	1.75	0.85
1:A:784:GLY:N	2:C:363:ARG:CD	2.39	0.85
1:A:832:ASP:O	1:A:833:GLU:HB2	1.77	0.85
1:A:1158:LEU:HD21	1:A:1178:ALA:O	1.77	0.85
2:B:311:LEU:HG	2:B:312:LEU:N	1.89	0.85
2:C:244:PRO:CD	2:C:247:THR:HG21	2.05	0.85

Continued on next page...

Continued from previous page...

Atom-1	Atom-2	Interatomic distance (Å)	Clash overlap (Å)
1:D:444:TYR:OH	1:D:1206:MET:HB3	1.75	0.85
1:D:524:PRO:O	1:D:525:MET:HB3	1.74	0.85
1:D:564:GLN:CA	1:D:566:LEU:O	2.25	0.85
1:D:569:HIS:H	1:D:570:PRO:HD2	1.40	0.85
1:D:995:TYR:H	1:D:996:ARG:NH1	1.74	0.85
1:D:1221:TYR:HA	1:D:1224:ILE:HG23	1.59	0.85
1:A:98:ALA:O	1:A:102:ARG:HG2	1.77	0.85
1:A:127:LEU:HD23	1:A:128:PRO:HD2	1.57	0.85
1:A:606:THR:CG2	1:A:613:HIS:N	2.40	0.85
1:A:744:ILE:CG1	1:A:745:PRO:HD3	2.05	0.85
2:C:180:LYS:HE3	2:C:181:LEU:N	1.91	0.85
2:C:342:LEU:HG	2:C:344:ARG:HB2	1.57	0.85
1:D:1025:LEU:O	1:D:1027:LYS:HD3	1.75	0.85
2:F:317:GLY:HA3	2:F:320:SER:H	1.40	0.85
2:F:342:LEU:HB2	2:F:344:ARG:HB2	1.59	0.85
1:A:85:GLU:OE1	1:A:128:PRO:HA	1.76	0.85
1:A:612:LEU:HG	1:A:614:TYR:N	1.89	0.85
1:A:1145:ASP:HA	1:A:1148:ARG:HB2	1.59	0.85
1:A:1210:TYR:HE1	1:A:1213:PRO:HG2	1.35	0.85
2:F:326:ASP:OD2	2:F:329:LYS:N	2.08	0.85
1:A:503:VAL:HG21	1:A:520:ALA:O	1.77	0.85
1:A:767:ALA:HB3	1:A:771:LEU:HD23	1.59	0.85
1:D:504:LYS:HB2	1:D:523:ASP:O	1.76	0.85
1:D:549:LEU:H	1:D:551:LYS:NZ	1.71	0.85
1:D:559:LEU:HD12	1:D:560:PRO:HD3	1.57	0.85
1:D:1222:GLN:O	1:D:1226:LEU:HD22	1.74	0.85
2:E:109:ASN:HB2	2:E:378:LEU:CA	2.07	0.85
1:A:223:TRP:HD1	1:A:223:TRP:N	1.74	0.84
1:A:232:ARG:CB	1:A:239:LEU:HD22	2.04	0.84
1:A:452:TYR:HA	1:A:869:ARG:HH21	1.40	0.84
1:A:659:HIS:O	1:A:663:GLN:HG3	1.76	0.84
2:C:471:LEU:CD1	2:C:471:LEU:H	1.66	0.84
1:D:171:TRP:O	1:D:172:ALA:HB2	1.77	0.84
1:D:513:LEU:N	1:D:570:PRO:HG3	1.90	0.84
1:D:529:ASP:O	1:D:530:LEU:HB3	1.75	0.84
1:D:612:LEU:CD1	1:D:612:LEU:H	1.89	0.84
1:D:775:GLU:HA	1:D:780:GLN:CG	2.06	0.84
2:F:454:HIS:O	2:F:455:LEU:HB2	1.73	0.84
1:A:97:GLU:O	1:A:101:ARG:HB2	1.77	0.84
1:A:203:LEU:HD12	1:A:380:GLY:N	1.92	0.84
1:A:213:VAL:HA	1:A:221:TYR:CE2	2.12	0.84

Continued on next page...

Continued from previous page...

Atom-1	Atom-2	Interatomic distance (Å)	Clash overlap (Å)
1:A:869:ARG:CG	1:A:870:VAL:H	1.89	0.84
1:A:992:LEU:CD1	1:A:993:ARG:H	1.90	0.84
1:A:1131:ILE:HG21	1:A:1137:VAL:C	1.96	0.84
2:C:354:PHE:HB2	2:C:372:LEU:HA	1.59	0.84
1:D:442:GLU:HA	1:D:442:GLU:OE2	1.77	0.84
2:E:328:ARG:N	2:E:328:ARG:HD2	1.90	0.84
2:F:342:LEU:HB2	2:F:344:ARG:CB	2.06	0.84
1:A:569:HIS:CD2	1:A:570:PRO:HD2	2.13	0.84
1:A:612:LEU:CG	1:A:613:HIS:H	1.83	0.84
1:A:854:ALA:CB	1:A:860:LEU:HD13	2.07	0.84
1:D:797:MET:C	1:D:869:ARG:HD3	1.97	0.84
1:D:887:VAL:HG22	1:D:1185:ILE:HG22	1.57	0.84
2:E:432:TYR:CA	2:E:435:MET:HB2	2.05	0.84
2:F:130:ALA:HB1	2:F:182:ARG:HH12	1.42	0.84
2:F:214:CYS:SG	2:F:236:GLU:CG	2.65	0.84
1:A:308:GLN:HA	1:A:311:LEU:HD12	1.60	0.84
1:A:400:VAL:O	1:A:403:THR:HG23	1.77	0.84
1:A:1200:PRO:HB2	1:A:1203:PRO:N	1.90	0.84
2:C:73:CYS:HB3	2:C:79:LEU:HD23	1.57	0.84
2:C:291:TYR:OH	2:C:355:GLN:HG3	1.77	0.84
2:C:397:GLN:O	2:C:398:VAL:HG22	1.78	0.84
1:D:269:HIS:C	1:D:294:THR:HG23	1.97	0.84
1:D:576:LEU:O	1:D:577:CYS:O	1.95	0.84
2:F:268:MET:HB2	2:F:352:ASP:OD1	1.76	0.84
1:A:448:ALA:HB1	1:A:870:VAL:CG1	2.07	0.84
1:A:879:GLN:HG2	1:A:1189:LEU:CD2	2.06	0.84
1:D:223:TRP:O	1:D:227:ARG:HD2	1.78	0.84
1:D:1197:CYS:O	1:D:1204:THR:OG1	1.95	0.84
1:D:1221:TYR:HA	1:D:1224:ILE:HG22	1.58	0.84
2:F:374:LEU:HB3	2:F:378:LEU:HB3	1.57	0.84
2:F:440:THR:O	2:F:457:SER:HB2	1.77	0.84
2:F:471:LEU:HA	2:F:474:PHE:HD2	1.41	0.84
1:A:286:GLY:N	1:A:1128:ARG:HH22	1.76	0.84
1:A:606:THR:HG22	1:A:620:TRP:CE3	2.12	0.84
1:A:655:LEU:O	1:A:659:HIS:HB2	1.77	0.84
1:A:842:PRO:HB2	1:A:856:GLU:OE1	1.77	0.84
1:A:1145:ASP:HB3	1:A:1148:ARG:NH1	1.93	0.84
1:D:74:LEU:HA	1:D:76:ILE:O	1.77	0.84
1:D:779:LEU:HD22	1:D:780:GLN:N	1.92	0.84
1:D:987:ALA:O	1:D:991:GLY:N	2.10	0.84
1:A:118:VAL:H	1:A:119:PRO:HD3	1.42	0.84

Continued on next page...

Continued from previous page...

Atom-1	Atom-2	Interatomic distance (Å)	Clash overlap (Å)
1:A:854:ALA:HB1	1:A:860:LEU:CD1	2.07	0.84
1:A:904:ASP:HB2	1:A:910:MET:O	1.77	0.84
1:D:210:THR:O	1:D:211:LEU:HB2	1.78	0.84
1:D:617:ARG:O	1:D:762:VAL:HG23	1.77	0.84
1:D:770:PHE:O	1:D:774:MET:HG2	1.77	0.84
2:F:180:LYS:HE3	2:F:181:LEU:N	1.91	0.84
2:F:346:MET:CE	2:F:347:LEU:HD12	2.08	0.84
2:F:347:LEU:C	2:F:350:LEU:HD11	1.98	0.84
1:A:175:TRP:H	1:A:186:PRO:HB3	1.41	0.84
1:A:618:HIS:HA	1:A:762:VAL:CG2	2.08	0.84
1:A:825:VAL:O	1:A:829:PRO:CD	2.26	0.84
1:A:850:ILE:HD11	1:A:1099:TRP:CZ2	2.13	0.84
2:B:204:LEU:HG	2:B:325:ARG:NH2	1.91	0.84
2:C:129:ASP:OD1	2:C:131:LEU:HD13	1.77	0.84
1:D:80:SER:HB2	1:D:125:LEU:HB2	1.60	0.84
1:D:1027:LYS:HB3	1:D:1091:GLU:CB	2.08	0.84
2:E:200:VAL:HG12	2:F:418:LEU:CD2	2.08	0.84
2:E:377:CYS:O	2:E:380:PRO:HD2	1.76	0.84
1:A:256:PRO:CD	1:A:257:THR:H	1.87	0.84
1:A:397:ALA:O	1:A:400:VAL:HB	1.77	0.84
2:B:257:ARG:O	2:B:260:LEU:HB3	1.76	0.84
1:D:157:LEU:CD2	1:D:194:ALA:HB3	2.08	0.84
1:D:257:THR:O	1:D:257:THR:HG22	1.77	0.84
1:D:282:TYR:HE2	1:D:432:VAL:HG22	1.41	0.84
1:D:302:SER:O	1:D:1024:ASP:OD2	1.95	0.84
1:D:854:ALA:HB1	1:D:860:LEU:HD13	1.58	0.84
2:F:336:LEU:HD23	2:F:336:LEU:C	1.98	0.84
1:A:166:PRO:HG3	1:A:398:GLN:HE22	1.39	0.84
1:A:308:GLN:HE21	1:A:1091:GLU:H	1.26	0.84
1:A:652:ILE:HA	1:A:655:LEU:HD21	1.60	0.84
1:A:801:TRP:CZ3	1:A:808:ILE:HD12	2.13	0.84
1:D:513:LEU:CB	1:D:568:GLY:HA2	2.07	0.84
1:D:1236:GLN:HB2	1:D:1237:PRO:CD	2.07	0.84
2:F:197:LEU:HD11	2:F:322:LEU:HG	1.60	0.84
2:F:317:GLY:HA3	2:F:320:SER:HB2	1.60	0.84
2:F:357:THR:HA	2:F:370:LYS:HZ1	1.43	0.84
1:A:135:LEU:HD23	1:A:135:LEU:N	1.91	0.83
1:A:176:THR:HA	1:A:218:SER:CB	2.04	0.83
1:A:210:THR:CA	1:A:224:CYS:HB2	2.08	0.83
1:A:213:VAL:CG1	1:A:401:TRP:NE1	2.27	0.83
2:C:131:LEU:C	2:C:182:ARG:HD3	1.98	0.83

Continued on next page...

Continued from previous page...

Atom-1	Atom-2	Interatomic distance (Å)	Clash overlap (Å)
1:D:194:ALA:HB1	1:D:265:LEU:CD1	2.08	0.83
2:F:306:LEU:N	2:F:335:VAL:HG11	1.92	0.83
1:A:192:GLU:CD	1:A:265:LEU:HD23	1.99	0.83
1:A:195:LEU:HG	1:A:265:LEU:HD22	1.60	0.83
1:A:784:GLY:N	2:C:363:ARG:HD2	1.94	0.83
2:C:197:LEU:HD11	2:C:322:LEU:CG	2.08	0.83
1:D:455:LEU:CD1	1:D:869:ARG:NH1	2.40	0.83
1:D:607:TRP:HD1	1:D:780:GLN:N	1.65	0.83
2:E:86:LEU:HA	2:E:90:SER:HB3	1.60	0.83
1:A:192:GLU:CB	1:A:195:LEU:HD21	2.08	0.83
1:A:346:ASP:CB	1:A:1040:LYS:HZ3	1.88	0.83
1:A:608:ASP:HA	1:A:779:LEU:HB2	1.58	0.83
1:A:660:CYS:SG	1:A:745:PRO:HG3	2.18	0.83
1:A:1140:LEU:HD23	1:A:1141:VAL:H	1.43	0.83
2:B:323:HIS:CB	2:B:332:VAL:HA	2.08	0.83
2:B:440:THR:HG22	2:B:441:VAL:H	1.42	0.83
1:D:195:LEU:H	1:D:265:LEU:CD2	1.90	0.83
1:D:547:ALA:HA	1:D:551:LYS:HE2	1.60	0.83
2:E:259:ARG:CZ	2:E:263:TRP:HE1	1.91	0.83
2:E:402:LEU:HD22	2:E:468:ILE:HD11	1.59	0.83
2:F:444:THR:O	2:F:447:THR:CG2	2.26	0.83
2:F:460:THR:HG23	2:F:462:MET:HB2	1.60	0.83
2:F:483:LYS:HE2	2:F:483:LYS:O	1.77	0.83
2:B:383:VAL:HG13	2:B:413:VAL:HG13	0.87	0.83
2:C:217:PRO:HB2	2:C:219:PHE:CE1	2.13	0.83
1:D:185:VAL:HG23	1:D:186:PRO:O	1.79	0.83
1:D:285:GLN:HE22	1:D:1128:ARG:HG2	1.38	0.83
1:D:436:PRO:HG3	1:D:881:PRO:HD3	1.60	0.83
1:D:959:GLN:O	1:D:963:GLU:HG2	1.78	0.83
1:D:1206:MET:SD	1:D:1210:TYR:CA	2.66	0.83
1:D:1208:ARG:HG3	1:D:1209:ARG:H	1.43	0.83
2:F:417:TYR:HD2	2:F:417:TYR:H	0.89	0.83
2:F:451:GLY:O	2:F:452:LEU:HB2	1.77	0.83
1:A:83:LEU:HD22	1:A:89:GLY:HA2	1.60	0.83
1:A:823:ARG:CB	1:A:825:VAL:HG23	2.06	0.83
1:A:1026:ARG:HB3	1:A:1029:GLN:HB2	1.44	0.83
2:B:323:HIS:HA	2:B:333:PRO:HD2	1.60	0.83
2:C:208:LEU:HD11	2:C:240:VAL:HB	1.59	0.83
1:D:1020:ILE:CD1	1:D:1021:SER:N	2.41	0.83
2:F:200:VAL:O	2:F:203:ARG:HB2	1.78	0.83
2:F:276:SER:O	2:F:287:ASN:CB	2.26	0.83

Continued on next page...

Continued from previous page...

Atom-1	Atom-2	Interatomic distance (Å)	Clash overlap (Å)
1:A:271:VAL:HG22	1:A:295:MET:SD	2.19	0.83
1:A:305:SER:HB2	1:A:308:GLN:CG	2.09	0.83
1:A:382:MET:SD	1:A:385:ILE:HG22	2.18	0.83
1:A:789:PRO:HA	1:A:792:LEU:HD11	1.60	0.83
1:A:1041:TRP:CD1	1:A:1041:TRP:C	2.50	0.83
2:B:269:SER:H	2:B:270:PRO:HD3	1.43	0.83
2:B:373:LYS:HE2	2:B:459:ASP:HA	1.61	0.83
2:C:364:LYS:H	2:C:364:LYS:HD3	1.42	0.83
2:C:395:LEU:HD21	2:C:443:VAL:CG1	2.08	0.83
2:C:424:SER:HB3	2:C:427:GLN:NE2	1.91	0.83
1:D:208:CYS:SG	1:D:244:LEU:HD12	2.19	0.83
1:D:887:VAL:HG23	1:D:1146:ARG:NH2	1.93	0.83
1:D:1027:LYS:HD2	1:D:1091:GLU:OE2	1.79	0.83
1:A:393:MET:SD	1:A:393:MET:N	2.52	0.83
1:A:468:ASN:O	1:A:472:GLN:HG2	1.79	0.83
1:A:916:PHE:HA	1:A:919:MET:CB	2.09	0.83
1:A:1043:VAL:HA	1:A:1046:GLU:N	1.92	0.83
2:C:308:ASP:OD1	2:C:332:VAL:O	1.95	0.83
2:C:483:LYS:HE2	2:C:483:LYS:O	1.78	0.83
1:D:83:LEU:HD13	1:D:83:LEU:H	1.42	0.83
1:D:436:PRO:CG	1:D:881:PRO:HD3	2.08	0.83
1:D:1206:MET:SD	1:D:1206:MET:O	2.37	0.83
2:E:378:LEU:O	2:E:381:ILE:O	1.97	0.83
2:F:241:TRP:N	2:F:336:LEU:HB2	1.93	0.83
1:A:1046:GLU:OE1	1:A:1049:TRP:HB3	1.79	0.83
1:A:1133:ILE:HG23	1:A:1136:GLU:HB2	1.61	0.83
1:D:670:PRO:HG2	1:D:673:ALA:CB	2.09	0.83
1:D:990:LYS:HE2	1:D:1000:GLU:CD	1.99	0.83
2:E:106:LEU:HA	2:E:109:ASN:OD1	1.79	0.83
2:E:249:ASN:ND2	2:E:285:LYS:HE2	1.93	0.83
2:F:197:LEU:HD11	2:F:322:LEU:CG	2.07	0.83
1:A:138:HIS:O	1:A:142:LEU:HG	1.77	0.83
1:A:573:TYR:O	1:A:574:ARG:HG3	1.78	0.83
1:A:664:GLY:O	1:A:667:GLN:HG2	1.79	0.83
1:A:853:ARG:CZ	1:A:1105:ALA:HB3	2.08	0.83
1:A:1148:ARG:HH11	1:A:1148:ARG:CG	1.91	0.83
2:C:126:PHE:C	2:C:128:VAL:N	2.31	0.83
2:C:264:ARG:HA	2:C:270:PRO:HB3	1.60	0.83
1:D:408:GLN:O	1:D:412:PRO:HD3	1.79	0.83
1:D:434:TYR:O	1:D:1130:CYS:HB3	1.79	0.83
2:E:347:LEU:O	2:E:350:LEU:HB3	1.79	0.83

Continued on next page...

Continued from previous page...

Atom-1	Atom-2	Interatomic distance (Å)	Clash overlap (Å)
2:F:197:LEU:HD23	2:F:198:ASP:N	1.93	0.83
1:A:408:GLN:HA	1:A:411:LEU:CD2	2.09	0.83
1:A:786:ALA:HB1	1:A:790:ARG:NH1	1.94	0.83
1:D:380:GLY:O	1:D:381:THR:HG22	1.77	0.83
1:A:452:TYR:CA	1:A:869:ARG:HH21	1.91	0.82
1:A:462:SER:O	1:A:466:LEU:HD23	1.78	0.82
1:A:484:TRP:O	1:A:488:LEU:HG	1.78	0.82
1:A:927:ARG:CG	1:A:928:GLY:H	1.91	0.82
2:C:197:LEU:HD11	2:C:322:LEU:HG	1.58	0.82
2:C:431:LYS:HZ1	2:C:435:MET:HG2	1.40	0.82
1:D:270:ASN:O	1:D:272:SER:O	1.97	0.82
1:D:316:LYS:NZ	1:D:348:LEU:HD23	1.94	0.82
1:D:345:TRP:HA	1:D:1040:LYS:HZ3	1.40	0.82
1:D:475:SER:O	1:D:711:ALA:HB1	1.77	0.82
1:D:486:TRP:HZ2	1:D:722:ARG:CA	1.92	0.82
1:D:914:THR:OG1	1:D:999:ASP:OD1	1.97	0.82
1:D:995:TYR:CD1	1:D:1004:LEU:HB3	2.14	0.82
2:F:239:LEU:N	2:F:338:VAL:CG1	2.42	0.82
2:F:387:VAL:HG12	2:F:443:VAL:CG2	2.09	0.82
2:F:445:GLU:O	2:F:448:LEU:N	2.12	0.82
1:A:379:LYS:O	1:A:379:LYS:HG2	1.79	0.82
1:A:490:TRP:O	1:A:580:LEU:HD13	1.78	0.82
1:A:743:ASP:C	1:A:744:ILE:HD13	1.99	0.82
1:A:783:PRO:HG2	2:C:363:ARG:CZ	2.09	0.82
1:A:1113:LEU:HB3	1:A:1117:LYS:HE3	1.61	0.82
1:A:1166:TYR:N	1:A:1166:TYR:CD1	2.46	0.82
2:B:261:GLN:HA	2:B:264:ARG:CD	2.09	0.82
2:B:313:HIS:O	2:B:316:PRO:HD3	1.79	0.82
2:C:247:THR:HB	2:C:251:TRP:HD1	1.40	0.82
2:C:356:LEU:HB3	2:C:359:ASN:CG	1.99	0.82
1:D:167:PRO:C	1:D:169:TRP:H	1.79	0.82
1:D:271:VAL:HG12	1:D:272:SER:N	1.92	0.82
1:D:304:LEU:H	1:D:309:ARG:NH2	1.77	0.82
1:D:414:PHE:HA	1:D:417:ARG:HH11	1.42	0.82
1:A:1047:ARG:NH2	1:A:1050:LYS:HD2	1.94	0.82
1:A:1060:LYS:HD3	1:A:1073:PRO:HB2	1.60	0.82
1:A:1109:LEU:HD12	1:A:1113:LEU:HD21	1.60	0.82
2:B:269:SER:N	2:B:270:PRO:CD	2.42	0.82
2:C:455:LEU:HB3	2:C:456:ARG:NE	1.94	0.82
1:D:256:PRO:HG2	1:D:284:ILE:CD1	2.09	0.82
1:D:350:ILE:HG22	1:D:352:SER:HB2	1.57	0.82

Continued on next page...

Continued from previous page...

Atom-1	Atom-2	Interatomic distance (Å)	Clash overlap (Å)
1:D:496:LYS:HE3	1:D:571:GLY:CA	2.09	0.82
1:D:1065:ALA:C	1:D:1073:PRO:HG3	1.99	0.82
2:E:428:LEU:O	2:E:431:LYS:HB3	1.78	0.82
2:F:453:ILE:CG2	2:F:455:LEU:H	1.92	0.82
2:F:454:HIS:HA	2:F:468:ILE:CD1	2.08	0.82
1:A:213:VAL:C	1:A:401:TRP:HZ2	1.83	0.82
1:A:490:TRP:HA	1:A:580:LEU:CD2	2.07	0.82
1:A:649:TYR:O	1:A:653:GLU:N	2.11	0.82
1:A:827:ARG:HA	1:A:831:TYR:CZ	2.15	0.82
1:A:897:TRP:HE1	1:A:901:VAL:CG1	1.93	0.82
1:A:996:ARG:CZ	1:A:1000:GLU:HB3	2.09	0.82
1:D:213:VAL:C	1:D:401:TRP:HZ2	1.82	0.82
2:E:377:CYS:SG	2:E:378:LEU:HD12	2.18	0.82
2:E:389:ARG:C	2:E:395:LEU:HG	1.98	0.82
2:E:451:GLY:O	2:E:452:LEU:HD13	1.79	0.82
2:F:320:SER:HB3	2:F:321:LYS:HG3	1.60	0.82
2:F:447:THR:HA	2:F:452:LEU:HA	1.61	0.82
1:A:223:TRP:O	1:A:227:ARG:HB2	1.79	0.82
1:A:601:LYS:NZ	1:A:721:ALA:HB1	1.95	0.82
2:C:208:LEU:HD11	2:C:240:VAL:C	1.99	0.82
2:C:398:VAL:O	2:C:402:LEU:HD13	1.79	0.82
2:C:446:THR:CA	2:C:450:ASN:HB3	2.09	0.82
1:D:367:PRO:CG	1:D:368:PRO:HD3	2.09	0.82
1:A:260:ASP:H	1:A:264:GLN:NE2	1.77	0.82
1:A:275:ARG:NH2	1:A:845:VAL:CA	2.43	0.82
1:A:471:CYS:HB3	1:A:472:GLN:OE1	1.78	0.82
1:A:1047:ARG:O	1:A:1047:ARG:HD3	1.78	0.82
1:D:312:TRP:C	1:D:316:LYS:HD3	2.00	0.82
1:D:960:PRO:HA	1:D:963:GLU:HG3	1.60	0.82
2:F:341:ASP:C	2:F:342:LEU:HD13	1.99	0.82
1:A:1025:LEU:C	1:A:1026:ARG:HG3	2.00	0.82
1:A:1198:LYS:HG3	1:A:1204:THR:HG21	1.60	0.82
1:D:1203:PRO:O	1:D:1207:GLU:N	2.12	0.82
1:D:1207:GLU:CA	1:D:1210:TYR:HD2	1.93	0.82
1:A:658:LYS:HG3	1:A:713:PRO:CB	2.06	0.82
1:A:1114:VAL:HA	1:A:1117:LYS:HD2	1.61	0.82
1:A:1131:ILE:CD1	1:A:1133:ILE:HG22	2.09	0.82
1:A:1220:ILE:HD12	1:A:1220:ILE:N	1.95	0.82
2:C:372:LEU:CD1	2:C:436:SER:HB2	2.09	0.82
2:C:471:LEU:O	2:C:475:LEU:HG	1.80	0.82
1:D:438:ASN:N	1:D:441:TRP:CD1	2.48	0.82

Continued on next page...

Continued from previous page...

Atom-1	Atom-2	Interatomic distance (Å)	Clash overlap (Å)
1:D:869:ARG:O	1:D:1200:PRO:CG	2.26	0.82
1:D:1052:GLY:HA2	1:D:1055:SER:HB3	1.61	0.82
1:D:1206:MET:HG2	2:F:257:ARG:HH11	1.40	0.82
1:D:1207:GLU:O	1:D:1210:TYR:CD2	2.33	0.82
2:E:407:LEU:HD23	2:E:412:SER:HA	1.61	0.82
2:F:253:ASP:O	2:F:257:ARG:HD2	1.79	0.82
2:F:455:LEU:C	2:F:456:ARG:HE	1.83	0.82
1:A:165:LYS:HB2	1:A:178:TYR:HA	1.62	0.82
1:A:175:TRP:CD1	1:A:183:GLU:HB2	2.14	0.82
1:A:190:PRO:CB	1:A:192:GLU:CG	2.56	0.82
1:A:885:THR:HB	1:A:1146:ARG:HE	1.44	0.82
2:C:115:TRP:HH2	2:C:210:GLN:HG2	1.44	0.82
2:C:326:ASP:OD1	2:C:329:LYS:HG2	1.80	0.82
2:C:344:ARG:HA	2:C:347:LEU:HD22	1.62	0.82
1:D:175:TRP:HB2	1:D:185:VAL:HG13	1.60	0.82
1:D:193:ARG:HA	1:D:193:ARG:NE	1.88	0.82
1:D:275:ARG:CD	1:D:843:GLN:H	1.92	0.82
1:D:375:GLU:O	1:D:379:LYS:HG3	1.79	0.82
1:D:498:LYS:HG2	1:D:499:LYS:H	1.45	0.82
1:D:549:LEU:H	1:D:551:LYS:HZ3	1.26	0.82
1:D:768:LYS:CE	1:D:769:ASP:H	1.93	0.82
1:D:808:ILE:O	1:D:811:GLN:CB	2.27	0.82
1:D:890:ASP:OD1	1:D:1191:LYS:HD3	1.79	0.82
2:F:415:PRO:HB3	2:F:417:TYR:CE2	2.15	0.82
2:F:471:LEU:O	2:F:475:LEU:HG	1.80	0.82
1:A:228:LEU:HD12	1:A:386:ARG:HB3	1.62	0.82
1:A:626:GLY:HA3	1:A:628:ARG:O	1.80	0.82
1:A:784:GLY:H	2:C:363:ARG:HD2	1.41	0.82
1:D:112:LEU:CD2	1:D:917:GLY:O	2.28	0.82
1:D:364:VAL:O	1:D:364:VAL:HG12	1.80	0.82
1:D:869:ARG:H	1:D:1200:PRO:HB2	1.45	0.82
1:D:1069:ILE:O	1:D:1071:ARG:CG	2.26	0.82
1:A:1208:ARG:N	1:A:1210:TYR:CD1	2.48	0.81
1:D:422:VAL:HG11	1:D:1111:LEU:HD12	1.60	0.81
2:F:375:HIS:H	2:F:378:LEU:CD2	1.93	0.81
2:F:447:THR:O	2:F:452:LEU:CD1	2.26	0.81
1:A:115:GLN:N	1:A:116:PRO:HD2	1.93	0.81
1:A:490:TRP:CA	1:A:580:LEU:HD22	2.08	0.81
1:A:1040:LYS:HB3	1:A:1044:VAL:CG1	2.09	0.81
1:A:1160:THR:O	1:A:1164:PHE:HD1	1.63	0.81
2:C:421:MET:HE2	2:C:422:GLN:HB2	1.62	0.81

Continued on next page...

Continued from previous page...

Atom-1	Atom-2	Interatomic distance (Å)	Clash overlap (Å)
1:D:851:THR:HG23	1:D:1102:GLN:HB3	1.63	0.81
1:D:931:LEU:HB3	1:D:934:LYS:HZ2	1.45	0.81
1:A:213:VAL:CG1	1:A:397:ALA:HB1	2.10	0.81
1:A:512:LYS:O	1:A:513:LEU:HD23	1.80	0.81
1:A:608:ASP:O	1:A:620:TRP:CH2	2.33	0.81
1:A:794:ILE:HA	1:A:797:MET:SD	2.20	0.81
2:B:101:PRO:HA	2:C:128:VAL:CG2	2.09	0.81
2:B:192:HIS:CE1	2:C:80:SER:HB3	2.16	0.81
2:C:299:LEU:HD23	2:C:299:LEU:N	1.95	0.81
2:C:344:ARG:HA	2:C:347:LEU:CB	2.11	0.81
2:C:402:LEU:HG	2:C:472:LYS:NZ	1.95	0.81
2:C:446:THR:CA	2:C:450:ASN:CB	2.58	0.81
2:C:467:HIS:O	2:C:471:LEU:HD11	1.80	0.81
1:D:196:VAL:CG2	1:D:215:ILE:HD12	2.11	0.81
1:D:233:TYR:O	1:D:234:SER:HB2	1.79	0.81
1:D:347:TRP:CD1	1:D:349:ASP:OD2	2.32	0.81
1:D:457:ARG:HB3	1:D:457:ARG:HH11	1.44	0.81
1:D:618:HIS:HB2	1:D:725:PRO:CG	2.08	0.81
1:D:847:ALA:HA	1:D:852:ARG:HA	1.62	0.81
1:D:1137:VAL:HG12	1:D:1139:TYR:CE1	2.15	0.81
1:D:1157:ASN:O	1:D:1161:ARG:HD2	1.80	0.81
1:D:1206:MET:HG3	2:F:257:ARG:HH11	1.46	0.81
2:E:432:TYR:CB	2:E:437:ILE:CD1	2.44	0.81
2:F:125:VAL:HG23	2:F:126:PHE:H	1.42	0.81
2:F:455:LEU:CA	2:F:456:ARG:HE	1.92	0.81
1:A:282:TYR:O	1:A:283:LEU:HB2	1.79	0.81
1:A:575:LYS:HG3	1:A:576:LEU:N	1.94	0.81
1:A:628:ARG:O	1:A:629:ASP:HB2	1.79	0.81
1:A:653:GLU:HG3	1:A:656:TYR:CE1	2.15	0.81
1:A:866:ARG:HB3	1:A:867:PRO:HD3	1.59	0.81
1:A:900:ALA:HA	1:A:915:ALA:CB	2.11	0.81
2:B:133:HIS:CD2	2:C:231:ILE:HG21	2.14	0.81
2:B:344:ARG:H	2:B:344:ARG:HD2	1.43	0.81
2:C:384:ALA:HB2	2:C:437:ILE:HD12	1.60	0.81
1:D:572:TRP:HZ2	2:F:470:LYS:HB3	1.45	0.81
1:D:718:ALA:O	1:D:722:ARG:HD2	1.80	0.81
1:D:798:ILE:HG23	1:D:869:ARG:NH1	1.95	0.81
2:F:208:LEU:HD22	2:F:242:PHE:CE2	2.15	0.81
2:F:341:ASP:CG	2:F:342:LEU:H	1.83	0.81
1:A:655:LEU:HD13	1:A:719:LEU:C	2.00	0.81
1:A:1066:THR:OG1	1:A:1073:PRO:HD2	1.81	0.81

Continued on next page...

Continued from previous page...

Atom-1	Atom-2	Interatomic distance (Å)	Clash overlap (Å)
2:B:74:GLN:O	2:B:77:HIS:HA	1.80	0.81
1:D:265:LEU:HD21	1:D:267:VAL:HG13	1.61	0.81
1:D:375:GLU:C	1:D:379:LYS:HG3	2.01	0.81
1:D:493:GLN:O	1:D:494:GLU:HG2	1.81	0.81
1:A:249:VAL:CG1	1:A:817:PRO:HG3	2.11	0.81
1:A:869:ARG:HG3	1:A:869:ARG:HH11	1.46	0.81
1:A:883:GLY:C	1:A:884:TYR:HD1	1.83	0.81
1:A:1060:LYS:HD3	1:A:1073:PRO:HB3	1.62	0.81
1:D:275:ARG:HE	1:D:842:PRO:CA	1.91	0.81
1:D:439:GLN:HG2	1:D:835:GLY:CA	2.11	0.81
1:D:903:GLY:HA3	1:D:1002:GLU:HB2	1.63	0.81
1:D:1218:LEU:CB	1:D:1223:ILE:HG22	2.09	0.81
2:F:78:PHE:CD1	2:F:103:GLY:HA2	2.15	0.81
1:A:81:ARG:CZ	1:A:126:ARG:HA	2.09	0.81
2:B:323:HIS:HB2	2:B:331:VAL:O	1.80	0.81
2:C:374:LEU:HD12	2:C:379:ALA:HA	1.61	0.81
1:D:120:LEU:H	1:D:120:LEU:HD22	1.45	0.81
1:D:962:ALA:HB3	1:D:982:ALA:HB1	1.63	0.81
2:F:300:ILE:HG22	2:F:301:GLU:N	1.96	0.81
2:F:447:THR:HG23	2:F:448:LEU:HG	1.63	0.81
1:A:424:LEU:N	1:A:424:LEU:HD23	1.96	0.81
1:A:604:ALA:HB1	1:A:717:LEU:HD11	1.63	0.81
1:A:1158:LEU:CD2	1:A:1178:ALA:O	2.29	0.81
2:C:134:LYS:HB3	2:C:180:LYS:CD	2.09	0.81
2:C:467:HIS:O	2:C:471:LEU:HD13	1.78	0.81
1:D:135:LEU:H	1:D:135:LEU:CD2	1.94	0.81
1:D:1128:ARG:HG3	1:D:1129:PHE:N	1.95	0.81
1:D:1208:ARG:CZ	2:F:285:LYS:HD3	2.11	0.81
2:E:79:LEU:HA	2:E:100:GLY:N	1.95	0.81
2:F:363:ARG:HB3	2:F:363:ARG:NH1	1.96	0.81
2:F:447:THR:C	2:F:452:LEU:HA	2.00	0.81
2:F:467:HIS:O	2:F:471:LEU:HD13	1.80	0.81
1:A:370:PRO:O	1:A:371:LYS:HG2	1.79	0.81
1:A:665:LYS:HG2	1:A:666:GLN:N	1.96	0.81
2:B:267:ALA:CB	2:B:270:PRO:HB2	2.10	0.81
2:C:78:PHE:HE1	2:C:103:GLY:HA2	1.46	0.81
2:C:130:ALA:HB1	2:C:182:ARG:HH12	1.46	0.81
1:D:78:MET:O	1:D:79:LEU:HD12	1.79	0.81
1:D:170:ALA:HB1	1:D:171:TRP:O	1.81	0.81
1:D:177:ARG:HG3	1:D:178:TYR:N	1.96	0.81
1:D:549:LEU:N	1:D:551:LYS:HZ2	1.77	0.81

Continued on next page...

Continued from previous page...

Atom-1	Atom-2	Interatomic distance (Å)	Clash overlap (Å)
1:D:556:THR:HA	1:D:559:LEU:CD2	2.10	0.81
1:D:575:LYS:HE3	1:D:581:ASP:O	1.81	0.81
1:D:667:GLN:O	1:D:671:GLN:HG2	1.80	0.81
1:A:163:PRO:CB	1:A:164:PRO:HD3	2.11	0.81
1:A:363:ARG:NH2	1:A:409:GLN:HB2	1.93	0.81
1:A:925:LYS:CG	1:A:926:SER:N	2.41	0.81
2:C:275:SER:HB2	2:C:287:ASN:ND2	1.95	0.81
1:D:116:PRO:HA	1:D:921:LEU:HD13	1.62	0.81
1:D:194:ALA:HA	1:D:265:LEU:CB	2.10	0.81
1:D:350:ILE:C	1:D:352:SER:H	1.83	0.81
1:D:715:GLN:HG2	1:D:717:LEU:HG	1.62	0.81
1:D:1029:GLN:HG3	1:D:1030:ARG:HE	1.46	0.81
2:E:77:HIS:HB3	2:E:101:PRO:HD2	1.61	0.81
2:F:247:THR:CB	2:F:251:TRP:HD1	1.93	0.81
1:A:606:THR:OG1	1:A:612:LEU:C	2.20	0.80
1:A:955:TYR:HB3	1:A:1098:ASN:CG	2.01	0.80
1:A:988:ALA:O	1:A:998:SER:OG	1.97	0.80
1:D:190:PRO:HB3	1:D:217:PRO:HB2	1.63	0.80
1:D:246:PRO:C	1:D:247:LEU:HD12	2.00	0.80
1:D:269:HIS:CE1	1:D:291:PHE:HA	2.16	0.80
1:D:435:LEU:O	1:D:839:ALA:HB1	1.81	0.80
1:D:719:LEU:HD12	1:D:720:THR:N	1.95	0.80
1:D:797:MET:CB	1:D:869:ARG:CD	2.59	0.80
2:F:299:LEU:HD23	2:F:299:LEU:H	1.45	0.80
1:A:312:TRP:HZ2	1:A:346:ASP:O	1.63	0.80
1:A:633:LYS:HD2	1:A:633:LYS:C	2.00	0.80
1:A:711:ALA:O	1:A:713:PRO:HD3	1.79	0.80
1:A:931:LEU:HD23	1:A:932:HIS:N	1.96	0.80
2:B:448:LEU:HD23	2:B:448:LEU:O	1.81	0.80
1:D:737:GLY:N	1:D:750:PHE:CZ	2.48	0.80
1:D:916:PHE:O	1:D:920:THR:N	2.14	0.80
1:A:147:SER:O	1:A:151:LEU:HG	1.80	0.80
1:A:228:LEU:HD23	1:A:228:LEU:C	2.00	0.80
1:A:848:GLY:O	1:A:852:ARG:HA	1.81	0.80
1:D:107:LEU:CD2	1:D:913:CYS:HA	2.12	0.80
1:D:134:ASN:HB3	1:D:137:GLN:HB2	1.62	0.80
1:D:256:PRO:HG2	1:D:284:ILE:HD11	1.62	0.80
1:D:288:ARG:HH11	1:D:288:ARG:HG3	1.46	0.80
1:D:389:PHE:HD1	1:D:390:GLN:N	1.77	0.80
1:D:717:LEU:N	1:D:717:LEU:HD23	1.95	0.80
1:D:767:ALA:HB2	1:D:771:LEU:HD22	1.60	0.80

Continued on next page...

Continued from previous page...

Atom-1	Atom-2	Interatomic distance (Å)	Clash overlap (Å)
2:F:430:SER:O	2:F:434:GLU:HG3	1.81	0.80
1:A:552:LEU:HD22	2:C:448:LEU:HD23	1.62	0.80
2:C:310:GLU:O	2:C:313:HIS:HB3	1.81	0.80
1:D:173:GLU:O	1:D:220:TRP:HB3	1.81	0.80
1:D:597:ARG:NH1	1:D:724:GLY:O	2.14	0.80
1:D:612:LEU:CD1	1:D:612:LEU:N	2.44	0.80
1:D:1065:ALA:O	1:D:1073:PRO:HG3	1.81	0.80
2:E:382:LYS:CE	2:E:412:SER:O	2.25	0.80
1:A:166:PRO:HG2	1:A:398:GLN:HE22	1.46	0.80
1:A:606:THR:CG2	1:A:613:HIS:H	1.95	0.80
1:A:607:TRP:CZ2	1:A:671:GLN:HA	2.16	0.80
1:A:793:GLU:CA	1:A:796:LYS:HD3	2.11	0.80
2:B:262:TRP:O	2:B:265:LYS:CB	2.29	0.80
2:B:385:LEU:HB3	2:B:441:VAL:HG23	1.63	0.80
1:D:298:HIS:CD2	1:D:407:PHE:HB2	2.17	0.80
1:D:608:ASP:OD1	1:D:611:PRO:CD	2.30	0.80
1:D:608:ASP:HA	1:D:620:TRP:CH2	2.16	0.80
1:D:917:GLY:O	1:D:920:THR:HB	1.81	0.80
1:D:992:LEU:CD1	1:D:993:ARG:H	1.93	0.80
1:D:1138:ARG:HH11	1:D:1138:ARG:CG	1.94	0.80
1:A:577:CYS:HB3	1:A:578:PRO:CD	2.10	0.80
1:A:1030:ARG:HG2	1:A:1040:LYS:NZ	1.97	0.80
2:B:117:SER:CB	2:B:262:TRP:NE1	2.44	0.80
2:C:203:ARG:O	2:C:204:LEU:CB	2.29	0.80
2:C:397:GLN:HG2	2:C:398:VAL:HG13	1.62	0.80
2:C:454:HIS:CB	2:C:466:MET:O	2.30	0.80
1:D:81:ARG:HG3	1:D:82:GLY:N	1.97	0.80
1:D:194:ALA:HB1	1:D:265:LEU:HD13	1.63	0.80
1:D:252:GLY:O	1:D:256:PRO:HG3	1.82	0.80
1:D:255:SER:HB3	1:D:256:PRO:C	2.02	0.80
1:D:282:TYR:CE2	1:D:432:VAL:HA	2.16	0.80
1:D:887:VAL:O	1:D:1139:TYR:N	2.15	0.80
1:D:1025:LEU:O	1:D:1026:ARG:C	2.17	0.80
1:D:1202:ASN:O	1:D:1206:MET:N	2.15	0.80
2:E:247:THR:CG2	2:E:250:GLN:HE21	1.95	0.80
2:E:283:GLY:CA	2:E:306:LEU:HA	2.11	0.80
2:E:320:SER:O	2:E:323:HIS:CD2	2.35	0.80
2:E:388:GLY:C	2:E:395:LEU:CD1	2.49	0.80
1:A:76:ILE:HB	1:A:911:HIS:CE1	2.16	0.80
1:A:114:GLY:N	1:A:116:PRO:HD2	1.97	0.80
1:A:176:THR:HG23	1:A:177:ARG:N	1.97	0.80

Continued on next page...

Continued from previous page...

Atom-1	Atom-2	Interatomic distance (Å)	Clash overlap (Å)
1:A:1196:ASP:HA	1:A:1207:GLU:OE1	1.81	0.80
2:B:402:LEU:O	2:B:406:LEU:HD23	1.80	0.80
1:D:424:LEU:O	1:D:428:LEU:CD1	2.29	0.80
1:D:621:GLY:HA2	1:D:748:TRP:HB2	1.62	0.80
2:E:384:ALA:O	2:E:414:TRP:CB	2.30	0.80
2:F:244:PRO:CD	2:F:247:THR:HG21	2.10	0.80
2:F:317:GLY:HA3	2:F:320:SER:N	1.96	0.80
1:A:897:TRP:HZ3	1:A:1108:TYR:HE1	1.29	0.80
2:C:357:THR:HA	2:C:370:LYS:NZ	1.96	0.80
1:D:302:SER:CB	1:D:351:SER:HB3	2.11	0.80
1:D:823:ARG:HA	1:D:826:ILE:CD1	2.11	0.80
1:D:926:SER:CB	1:D:930:ASP:HB2	2.12	0.80
1:D:1010:LEU:HD13	1:D:1100:VAL:HG21	1.62	0.80
1:D:1124:ALA:HB1	1:D:1148:ARG:HH11	1.46	0.80
2:E:199:LEU:HG	2:E:200:VAL:HG23	1.64	0.80
1:A:211:LEU:HG	1:A:221:TYR:CG	2.16	0.80
1:A:213:VAL:CA	1:A:221:TYR:HE2	1.93	0.80
1:A:606:THR:HG21	1:A:612:LEU:CB	2.10	0.80
1:A:863:SER:O	1:A:873:GLU:HG3	1.81	0.80
1:A:1006:ARG:HA	1:A:1006:ARG:CZ	2.12	0.80
2:B:72:ILE:HG13	2:B:73:CYS:N	1.97	0.80
2:C:432:TYR:CG	2:C:437:ILE:HD11	2.17	0.80
1:D:267:VAL:CB	1:D:269:HIS:CD2	2.64	0.80
1:D:271:VAL:HG12	1:D:272:SER:H	1.46	0.80
1:D:1010:LEU:HD23	1:D:1015:THR:HA	1.64	0.80
2:E:380:PRO:N	2:E:438:LEU:HD11	1.97	0.80
2:F:357:THR:HA	2:F:370:LYS:NZ	1.96	0.80
1:A:365:TYR:O	1:A:366:VAL:HG22	1.82	0.80
1:A:725:PRO:O	1:A:726:LYS:HB2	1.81	0.80
2:C:474:PHE:HA	2:C:477:LYS:CD	2.12	0.80
1:D:256:PRO:HB3	1:D:281:GLN:HG3	1.64	0.80
1:D:259:ARG:HG3	1:D:261:TRP:HD1	1.46	0.80
1:D:636:THR:O	1:D:640:LEU:HG	1.82	0.80
1:D:1026:ARG:HD3	1:D:1026:ARG:N	1.97	0.80
1:D:1165:ALA:HB3	1:D:1166:TYR:CE1	2.16	0.80
2:F:241:TRP:HZ3	2:F:255:TRP:NE1	1.79	0.80
2:F:244:PRO:HD2	2:F:247:THR:CG2	2.12	0.80
1:A:821:LEU:O	1:A:826:ILE:HG23	1.80	0.79
1:A:893:SER:HA	1:A:896:LEU:HD23	1.64	0.79
1:A:898:ILE:HD11	1:A:1101:VAL:HG13	1.64	0.79
2:C:336:LEU:HD23	2:C:336:LEU:C	2.03	0.79

Continued on next page...

Continued from previous page...

Atom-1	Atom-2	Interatomic distance (Å)	Clash overlap (Å)
2:C:446:THR:HA	2:C:450:ASN:HB3	1.62	0.79
1:D:201:VAL:HG22	1:D:208:CYS:O	1.81	0.79
1:D:606:THR:HG23	1:D:607:TRP:N	1.96	0.79
2:E:293:PHE:O	2:E:296:GLY:N	2.14	0.79
2:F:346:MET:HE3	2:F:347:LEU:HD12	1.63	0.79
1:A:486:TRP:CZ3	1:A:598:VAL:HG21	2.16	0.79
1:A:656:TYR:CD1	1:A:744:ILE:HD12	2.17	0.79
1:A:1041:TRP:O	1:A:1042:GLU:HB2	1.81	0.79
2:C:78:PHE:CD1	2:C:103:GLY:HA2	2.17	0.79
2:C:300:ILE:HG23	2:C:342:LEU:CD1	2.10	0.79
2:C:300:ILE:HG22	2:C:301:GLU:HG3	1.61	0.79
2:C:403:PHE:HE1	2:C:415:PRO:HG3	1.47	0.79
1:D:78:MET:HB3	1:D:1175:GLN:HB3	1.64	0.79
1:D:914:THR:HG21	1:D:999:ASP:HB3	1.63	0.79
1:A:81:ARG:HD3	1:A:125:LEU:O	1.82	0.79
1:A:670:PRO:HG2	1:A:671:GLN:NE2	1.96	0.79
2:B:385:LEU:HD23	2:B:414:TRP:O	1.82	0.79
2:B:450:ASN:HD22	2:B:452:LEU:HD23	1.47	0.79
2:C:300:ILE:CG2	2:C:342:LEU:HD11	2.11	0.79
2:C:344:ARG:CA	2:C:347:LEU:HD22	2.11	0.79
1:D:271:VAL:CG1	1:D:272:SER:H	1.87	0.79
1:D:459:MET:HE2	1:D:594:LEU:HD11	1.64	0.79
1:D:649:TYR:CD2	1:D:652:ILE:HG21	2.16	0.79
1:D:741:ASP:CB	1:D:748:TRP:HH2	1.94	0.79
1:D:1027:LYS:HB3	1:D:1091:GLU:CA	2.11	0.79
1:D:1180:PHE:O	1:D:1182:ALA:N	2.15	0.79
1:D:1213:PRO:O	1:D:1214:GLN:HB2	1.82	0.79
1:A:78:MET:HG2	1:A:79:LEU:N	1.97	0.79
1:A:196:VAL:CB	1:A:401:TRP:HZ3	1.95	0.79
1:A:513:LEU:HB2	1:A:568:GLY:HA2	0.85	0.79
1:A:843:GLN:O	1:A:843:GLN:HG2	1.80	0.79
2:B:259:ARG:O	2:B:260:LEU:C	2.17	0.79
2:B:268:MET:N	2:B:270:PRO:HD2	1.97	0.79
2:C:303:LEU:HA	2:C:337:SER:CB	2.11	0.79
2:C:456:ARG:HB2	2:C:463:LYS:C	2.02	0.79
1:D:206:GLY:HA2	1:D:245:ILE:CG2	2.12	0.79
1:D:797:MET:HB2	1:D:869:ARG:HD3	1.64	0.79
2:E:376:PRO:O	2:E:380:PRO:CD	2.26	0.79
2:F:417:TYR:N	2:F:417:TYR:CD2	2.43	0.79
1:A:374:ARG:HE	1:A:392:LEU:CD1	1.94	0.79
1:A:1126:ASP:HB3	1:A:1141:VAL:HG13	1.64	0.79

Continued on next page...

Continued from previous page...

Atom-1	Atom-2	Interatomic distance (Å)	Clash overlap (Å)
1:A:1166:TYR:N	1:A:1166:TYR:HD1	1.79	0.79
1:D:913:CYS:SG	1:D:914:THR:N	2.56	0.79
1:D:1133:ILE:O	1:D:1135:ASP:N	2.16	0.79
1:A:95:PRO:O	1:A:100:VAL:HG23	1.82	0.79
1:A:150:TYR:OH	1:A:288:ARG:O	2.01	0.79
1:A:176:THR:CG2	1:A:177:ARG:H	1.87	0.79
1:A:273:PHE:O	1:A:276:ALA:HB3	1.83	0.79
1:A:605:LEU:CA	1:A:781:ALA:HB3	2.13	0.79
1:A:944:GLU:HA	1:A:947:LYS:HE3	1.64	0.79
1:A:1047:ARG:HH11	1:A:1047:ARG:CA	1.96	0.79
1:D:1141:VAL:N	1:D:1146:ARG:HH21	1.80	0.79
2:E:372:LEU:HG	2:E:373:LYS:H	1.46	0.79
2:F:328:ARG:O	2:F:329:LYS:HD2	1.82	0.79
2:F:442:LEU:N	2:F:455:LEU:HD22	1.97	0.79
2:F:454:HIS:CB	2:F:466:MET:O	2.29	0.79
1:A:448:ALA:HB1	1:A:870:VAL:HG12	1.61	0.79
1:A:468:ASN:ND2	1:A:578:PRO:CG	2.45	0.79
1:A:999:ASP:O	1:A:1000:GLU:HG3	1.83	0.79
2:B:412:SER:O	2:B:413:VAL:HG22	1.82	0.79
2:C:114:TRP:HE1	2:C:259:ARG:CZ	1.95	0.79
1:D:87:ILE:HG21	1:D:1166:TYR:OH	1.82	0.79
1:D:167:PRO:C	1:D:169:TRP:N	2.34	0.79
1:D:1209:ARG:HH22	2:F:256:LEU:HD22	1.48	0.79
1:A:118:VAL:N	1:A:119:PRO:CD	2.46	0.79
1:A:1041:TRP:CD1	1:A:1043:VAL:HB	2.18	0.79
1:A:1131:ILE:CG1	1:A:1133:ILE:HG22	2.13	0.79
2:C:241:TRP:CZ3	2:C:255:TRP:NE1	2.51	0.79
2:C:251:TRP:HA	2:C:251:TRP:CE3	2.17	0.79
1:D:177:ARG:CG	1:D:178:TYR:N	2.45	0.79
1:D:284:ILE:HD12	1:D:284:ILE:N	1.98	0.79
1:D:645:VAL:HG13	1:D:650:ARG:HG2	1.64	0.79
1:D:649:TYR:HA	1:D:652:ILE:CB	2.09	0.79
1:D:768:LYS:CD	1:D:769:ASP:H	1.94	0.79
1:D:1207:GLU:HA	1:D:1210:TYR:CB	2.12	0.79
2:E:284:ARG:O	2:E:285:LYS:HB3	1.83	0.79
2:F:453:ILE:HG22	2:F:455:LEU:N	1.98	0.79
1:A:371:LYS:C	1:A:372:GLU:HG2	2.02	0.79
1:A:608:ASP:HA	1:A:779:LEU:CB	2.12	0.79
1:A:1060:LYS:HE3	1:A:1065:ALA:N	1.96	0.79
1:A:1155:ILE:HA	1:A:1158:LEU:HD12	1.64	0.79
2:B:437:ILE:HG22	2:B:438:LEU:H	1.46	0.79

Continued on next page...

Continued from previous page...

Atom-1	Atom-2	Interatomic distance (Å)	Clash overlap (Å)
2:C:115:TRP:CH2	2:C:210:GLN:HG2	2.18	0.79
1:D:135:LEU:HD23	1:D:135:LEU:N	1.98	0.79
1:D:845:VAL:HG12	1:D:846:THR:O	1.83	0.79
1:D:1027:LYS:HB2	1:D:1096:ARG:HE	1.48	0.79
2:E:384:ALA:O	2:E:414:TRP:HB3	1.82	0.79
2:E:448:LEU:HD23	2:E:449:GLU:N	1.97	0.79
1:A:253:ALA:HB3	1:A:256:PRO:CB	2.13	0.79
1:A:455:LEU:HD12	1:A:798:ILE:HG22	1.65	0.79
1:A:1110:HIS:O	1:A:1114:VAL:HG23	1.82	0.79
2:C:203:ARG:O	2:C:204:LEU:HB2	1.83	0.79
2:C:387:VAL:HG11	2:C:399:CYS:CB	2.11	0.79
1:D:195:LEU:N	1:D:265:LEU:HD22	1.98	0.79
1:D:546:ARG:C	1:D:551:LYS:HZ1	1.86	0.79
1:D:618:HIS:HA	1:D:762:VAL:CG2	2.13	0.79
1:D:656:TYR:CD1	1:D:744:ILE:HD12	2.18	0.79
1:D:1026:ARG:NE	1:D:1029:GLN:OE1	2.16	0.79
2:E:123:GLU:HG2	2:F:415:PRO:HG2	1.64	0.79
2:F:241:TRP:HB3	2:F:336:LEU:HB2	1.65	0.79
2:F:303:LEU:CA	2:F:337:SER:OG	2.31	0.79
2:F:454:HIS:HB2	2:F:466:MET:C	2.02	0.79
1:A:1016:GLU:HA	1:A:1021:SER:O	1.83	0.78
1:D:605:LEU:HD22	1:D:781:ALA:HB2	1.63	0.78
1:D:612:LEU:HD13	1:D:612:LEU:N	1.98	0.78
1:D:996:ARG:CD	1:D:996:ARG:N	2.46	0.78
1:D:1189:LEU:HD22	1:D:1189:LEU:N	1.97	0.78
2:E:369:ARG:HA	2:E:430:SER:HB3	1.63	0.78
2:F:389:ARG:HG3	2:F:445:GLU:OE2	1.83	0.78
1:A:411:LEU:O	1:A:415:LEU:HD22	1.83	0.78
1:A:477:GLU:HG2	1:A:482:ASP:OD2	1.83	0.78
1:A:653:GLU:HA	1:A:656:TYR:CE1	2.18	0.78
1:D:212:ALA:O	1:D:213:VAL:CB	2.31	0.78
1:D:412:PRO:O	1:D:416:GLU:HG3	1.84	0.78
1:D:586:THR:N	1:D:587:PRO:CD	2.45	0.78
1:D:995:TYR:O	1:D:995:TYR:CD2	2.35	0.78
2:F:245:PRO:HG2	2:F:246:ARG:HD3	1.64	0.78
1:A:276:ALA:HA	1:A:279:ARG:CD	2.14	0.78
1:A:1206:MET:N	1:A:1209:ARG:HB2	1.98	0.78
2:C:354:PHE:HE1	2:C:370:LYS:HB3	1.48	0.78
1:D:352:SER:C	1:D:352:SER:CB	2.51	0.78
1:D:559:LEU:CG	1:D:560:PRO:HD2	2.13	0.78
1:D:775:GLU:CA	1:D:780:GLN:HG2	2.13	0.78

Continued on next page...

Continued from previous page...

Atom-1	Atom-2	Interatomic distance (Å)	Clash overlap (Å)
1:D:851:THR:CG2	1:D:1102:GLN:HB3	2.13	0.78
2:E:109:ASN:HB2	2:E:378:LEU:HA	1.65	0.78
2:E:188:GLY:O	2:E:191:GLU:HG2	1.82	0.78
1:A:316:LYS:HZ3	1:A:350:ILE:HG13	1.48	0.78
1:A:497:GLN:HA	1:A:516:GLU:HB3	1.63	0.78
1:A:563:PRO:C	1:A:564:GLN:HE21	1.86	0.78
1:A:996:ARG:NH1	1:A:1004:LEU:N	2.31	0.78
1:A:1006:ARG:HH12	1:A:1009:ASN:HB2	1.48	0.78
1:A:1157:ASN:HB3	1:A:1161:ARG:CZ	2.12	0.78
2:B:110:LEU:CD2	2:B:342:LEU:HD21	2.14	0.78
2:C:317:GLY:HA3	2:C:320:SER:N	1.98	0.78
2:C:439:PHE:HD1	2:C:458:ARG:HB2	1.47	0.78
1:D:101:ARG:HH11	1:D:101:ARG:CG	1.97	0.78
1:D:269:HIS:CD2	1:D:291:PHE:CD2	2.71	0.78
1:D:273:PHE:H	1:D:275:ARG:HB3	1.48	0.78
1:D:613:HIS:CE1	1:D:717:LEU:HD13	2.18	0.78
2:E:67:GLU:HG2	2:E:70:LEU:HD11	1.64	0.78
2:E:68:ALA:O	2:E:72:ILE:HD13	1.82	0.78
2:E:389:ARG:NH2	2:E:391:PRO:O	2.16	0.78
2:E:456:ARG:HA	2:E:462:MET:O	1.82	0.78
1:A:879:GLN:HG2	1:A:1189:LEU:HG	1.63	0.78
1:A:1026:ARG:O	1:A:1030:ARG:HB2	1.83	0.78
2:B:99:PHE:HD2	2:C:129:ASP:CG	1.86	0.78
1:D:282:TYR:CD2	1:D:432:VAL:HG13	2.18	0.78
1:D:549:LEU:HA	1:D:552:LEU:HD12	1.66	0.78
1:D:616:GLU:HG3	1:D:724:GLY:O	1.82	0.78
1:D:1056:GLU:HA	1:D:1059:ASN:HD21	1.47	0.78
2:E:193:TYR:CE2	2:E:322:LEU:HD22	2.19	0.78
2:E:199:LEU:HB2	2:F:77:HIS:NE2	1.98	0.78
1:A:249:VAL:HG21	1:A:817:PRO:CG	2.13	0.78
1:A:472:GLN:HG3	2:C:460:THR:HB	1.65	0.78
1:A:1226:LEU:H	1:A:1226:LEU:HD22	1.47	0.78
2:C:375:HIS:O	2:C:378:LEU:HB2	1.84	0.78
1:D:289:MET:SD	1:D:289:MET:C	2.62	0.78
1:D:879:GLN:OE1	1:D:1189:LEU:CD2	2.30	0.78
1:D:927:ARG:CG	1:D:928:GLY:H	1.92	0.78
2:F:78:PHE:HE1	2:F:103:GLY:HA2	1.49	0.78
2:F:354:PHE:HB2	2:F:372:LEU:HA	1.65	0.78
1:A:392:LEU:HG	1:A:395:TYR:CD1	2.18	0.78
1:A:601:LYS:HG2	1:A:721:ALA:CB	2.13	0.78
1:A:622:TYR:O	1:A:746:GLY:HA3	1.83	0.78

Continued on next page...

Continued from previous page...

Atom-1	Atom-2	Interatomic distance (Å)	Clash overlap (Å)
1:A:1231:LEU:HD11	1:A:1236:GLN:NE2	1.98	0.78
2:C:376:PRO:CG	2:C:482:ALA:HB1	2.13	0.78
2:C:424:SER:CB	2:C:427:GLN:HE22	1.93	0.78
2:C:472:LYS:HA	2:C:475:LEU:HD11	1.66	0.78
1:D:659:HIS:ND1	1:D:719:LEU:HD22	1.99	0.78
2:E:115:TRP:O	2:E:116:THR:HG23	1.83	0.78
1:A:439:GLN:CG	1:A:836:LEU:H	1.96	0.78
1:A:468:ASN:CG	2:C:460:THR:HG21	2.03	0.78
1:A:795:ASN:ND2	1:A:796:LYS:N	2.30	0.78
1:A:933:SER:HB2	1:A:943:ARG:HD3	1.66	0.78
1:A:996:ARG:HH12	1:A:1003:TRP:CA	1.97	0.78
1:A:1041:TRP:C	1:A:1041:TRP:HD1	1.88	0.78
1:A:1131:ILE:CD1	1:A:1138:ARG:H	1.95	0.78
2:C:206:TYR:HD2	2:C:206:TYR:N	1.79	0.78
2:C:303:LEU:CD1	2:C:339:ASN:OD1	2.31	0.78
2:C:375:HIS:H	2:C:378:LEU:CD2	1.94	0.78
1:D:580:LEU:C	1:D:580:LEU:HD12	2.04	0.78
1:D:645:VAL:O	1:D:645:VAL:CG1	2.31	0.78
1:D:717:LEU:HD23	1:D:717:LEU:H	1.46	0.78
2:E:389:ARG:NE	2:E:390:GLY:N	2.29	0.78
2:E:432:TYR:O	2:E:437:ILE:HD13	1.84	0.78
2:F:310:GLU:O	2:F:313:HIS:HB3	1.83	0.78
1:A:271:VAL:HG12	1:A:272:SER:N	1.96	0.78
1:A:371:LYS:C	1:A:373:PRO:HD3	2.04	0.78
1:A:371:LYS:NZ	1:A:400:VAL:HG23	1.99	0.78
1:A:408:GLN:CA	1:A:411:LEU:HG	2.12	0.78
1:A:559:LEU:HB3	1:A:560:PRO:HD2	1.65	0.78
1:A:779:LEU:O	1:A:780:GLN:HG2	1.84	0.78
1:A:1131:ILE:CG2	1:A:1137:VAL:HA	2.14	0.78
2:C:395:LEU:HD21	2:C:443:VAL:CB	2.12	0.78
1:D:194:ALA:HA	1:D:265:LEU:HB2	1.64	0.78
1:D:369:LEU:HB3	1:D:372:GLU:CG	2.14	0.78
1:D:613:HIS:CG	1:D:717:LEU:HD22	2.18	0.78
2:F:304:TRP:H	2:F:337:SER:CB	1.81	0.78
2:F:305:ASN:CA	2:F:335:VAL:HG11	2.14	0.78
2:F:375:HIS:O	2:F:378:LEU:HB2	1.84	0.78
2:F:385:LEU:HD11	2:F:402:LEU:HB2	1.66	0.78
2:F:435:MET:O	2:F:436:SER:CB	2.31	0.78
1:A:482:ASP:HB2	1:A:483:PRO:CD	2.13	0.78
1:A:804:ALA:O	1:A:808:ILE:HG13	1.84	0.78
1:A:845:VAL:CB	1:A:855:VAL:HB	2.12	0.78

Continued on next page...

Continued from previous page...

Atom-1	Atom-2	Interatomic distance (Å)	Clash overlap (Å)
1:A:893:SER:HB2	1:A:896:LEU:CG	2.13	0.78
1:A:924:ARG:O	1:A:925:LYS:HG2	1.83	0.78
1:D:76:ILE:HA	1:D:911:HIS:NE2	1.97	0.78
1:D:275:ARG:HH11	1:D:843:GLN:CD	1.87	0.78
1:D:660:CYS:HB2	1:D:745:PRO:HG3	1.65	0.78
1:D:887:VAL:H	1:D:1146:ARG:HH22	1.31	0.78
1:D:1132:SER:HA	1:D:1136:GLU:O	1.83	0.78
1:D:1141:VAL:HG12	1:D:1142:ARG:O	1.84	0.78
2:F:82:SER:HA	2:F:86:LEU:CD2	2.10	0.78
2:F:239:LEU:N	2:F:338:VAL:HG11	1.98	0.78
2:F:431:LYS:NZ	2:F:435:MET:HG2	1.98	0.78
1:A:241:PRO:HA	1:A:244:LEU:CB	2.14	0.77
1:A:1041:TRP:CD1	1:A:1041:TRP:O	2.37	0.77
1:D:900:ALA:CA	1:D:915:ALA:HB1	2.13	0.77
1:D:922:GLN:HG2	1:D:931:LEU:CD1	2.13	0.77
2:F:182:ARG:NH2	2:F:213:VAL:O	2.15	0.77
1:A:83:LEU:HD13	1:A:89:GLY:CA	2.15	0.77
1:A:238:GLN:HB2	1:A:239:LEU:HG	1.65	0.77
1:A:758:ASN:CB	1:A:1058:PHE:HZ	1.95	0.77
1:A:1166:TYR:HD1	1:A:1166:TYR:H	1.31	0.77
1:D:206:GLY:HA2	1:D:245:ILE:HG22	1.65	0.77
1:D:371:LYS:NZ	1:D:396:CYS:HB2	1.99	0.77
1:D:414:PHE:HA	1:D:417:ARG:NH1	1.98	0.77
1:D:824:ALA:HA	1:D:827:ARG:CB	2.13	0.77
1:D:883:GLY:O	1:D:1143:GLU:HB2	1.84	0.77
2:E:94:GLY:HA2	2:E:96:HIS:CE1	2.20	0.77
2:E:418:LEU:CD1	2:F:122:ARG:HE	1.97	0.77
1:A:196:VAL:HB	1:A:401:TRP:CZ3	2.18	0.77
1:A:213:VAL:HG13	1:A:397:ALA:HB1	1.67	0.77
1:A:813:VAL:CG2	1:A:814:VAL:N	2.47	0.77
2:B:231:ILE:CG1	2:C:135:PRO:HG3	2.14	0.77
1:D:578:PRO:O	1:D:580:LEU:N	2.18	0.77
1:D:624:VAL:C	1:D:626:GLY:H	1.86	0.77
1:D:903:GLY:CA	1:D:1002:GLU:HB2	2.13	0.77
1:D:1001:GLY:HA2	1:D:1004:LEU:CD2	2.04	0.77
1:D:1134:HIS:O	1:D:1135:ASP:HB2	1.83	0.77
2:F:134:LYS:HB3	2:F:180:LYS:CD	2.13	0.77
2:B:323:HIS:HB2	2:B:332:VAL:CA	2.14	0.77
2:C:126:PHE:C	2:C:128:VAL:H	1.80	0.77
2:C:367:LEU:O	2:C:369:ARG:HD2	1.83	0.77
2:C:439:PHE:HD1	2:C:458:ARG:CB	1.98	0.77

Continued on next page...

Continued from previous page...

Atom-1	Atom-2	Interatomic distance (Å)	Clash overlap (Å)
1:D:80:SER:O	1:D:82:GLY:N	2.17	0.77
1:D:177:ARG:CG	1:D:178:TYR:H	1.97	0.77
1:D:247:LEU:O	1:D:248:GLU:HB2	1.85	0.77
1:D:348:LEU:O	1:D:348:LEU:HD13	1.84	0.77
1:D:775:GLU:HG2	1:D:780:GLN:CG	2.12	0.77
1:D:1072:THR:N	1:D:1073:PRO:HD2	2.00	0.77
2:E:254:PHE:O	2:E:258:HIS:N	2.17	0.77
2:F:114:TRP:HE1	2:F:259:ARG:NH1	1.82	0.77
2:F:233:GLU:O	2:F:234:LYS:HG2	1.85	0.77
2:F:243:THR:O	2:F:334:CYS:N	2.16	0.77
2:F:471:LEU:HA	2:F:474:PHE:CD2	2.19	0.77
1:A:175:TRP:CB	1:A:186:PRO:HD3	2.15	0.77
1:A:869:ARG:HA	1:A:1201:SER:N	1.98	0.77
2:C:200:VAL:HG21	2:C:204:LEU:CD2	2.14	0.77
1:D:214:ALA:N	1:D:401:TRP:HZ2	1.82	0.77
1:D:866:ARG:CG	1:D:1069:ILE:HG21	2.08	0.77
1:D:916:PHE:O	1:D:920:THR:CA	2.32	0.77
2:F:81:GLY:HA3	2:F:97:PRO:HD2	1.65	0.77
2:F:356:LEU:O	2:F:370:LYS:HE2	1.84	0.77
1:A:308:GLN:NE2	1:A:1091:GLU:N	2.33	0.77
1:A:460:LYS:N	1:A:460:LYS:HD2	1.98	0.77
1:A:550:GLN:O	1:A:554:GLY:N	2.17	0.77
1:A:608:ASP:O	1:A:620:TRP:HH2	1.67	0.77
1:A:728:THR:HG22	1:A:729:GLN:N	1.99	0.77
1:A:805:HIS:ND1	1:A:806:LYS:N	2.32	0.77
2:C:81:GLY:CA	2:C:97:PRO:HB2	2.13	0.77
1:D:504:LYS:HB3	1:D:523:ASP:HB2	1.66	0.77
1:D:1166:TYR:N	1:D:1166:TYR:CD1	2.43	0.77
2:E:309:HIS:ND1	2:E:310:GLU:HG2	2.00	0.77
2:E:431:LYS:HA	2:E:434:GLU:HG3	1.64	0.77
1:A:79:LEU:CD2	1:A:1173:LEU:O	2.29	0.77
1:A:448:ALA:HA	1:A:870:VAL:HG13	1.65	0.77
1:A:498:LYS:NZ	1:A:519:GLY:H	1.83	0.77
1:A:640:LEU:HD23	1:A:640:LEU:N	1.98	0.77
1:A:962:ALA:HB2	1:A:986:TYR:CZ	2.19	0.77
1:A:1221:TYR:O	1:A:1224:ILE:HG22	1.83	0.77
2:B:324:GLY:CA	2:B:325:ARG:CZ	2.62	0.77
2:C:382:LYS:HD3	2:C:411:ILE:CG1	2.13	0.77
1:D:195:LEU:N	1:D:265:LEU:HD13	1.99	0.77
1:D:1221:TYR:HD1	1:D:1222:GLN:H	1.33	0.77
2:E:67:GLU:HG2	2:E:70:LEU:CD1	2.14	0.77

Continued on next page...

Continued from previous page...

Atom-1	Atom-2	Interatomic distance (Å)	Clash overlap (Å)
2:F:305:ASN:HA	2:F:335:VAL:HG11	1.65	0.77
1:A:77:GLN:CB	1:A:1174:PRO:HB3	2.14	0.77
1:A:358:LEU:O	1:A:361:VAL:HG13	1.85	0.77
1:A:460:LYS:O	1:A:464:MET:HG3	1.84	0.77
1:A:711:ALA:O	1:A:712:VAL:HG23	1.83	0.77
1:A:1175:GLN:HG3	1:A:1176:SER:N	2.00	0.77
2:B:233:GLU:OE2	2:C:133:HIS:N	2.15	0.77
2:B:233:GLU:C	2:B:234:LYS:HE2	2.03	0.77
2:B:478:TYR:O	2:B:482:ALA:HB2	1.84	0.77
1:D:302:SER:HB2	1:D:351:SER:CB	2.15	0.77
1:D:869:ARG:O	1:D:1200:PRO:CB	2.32	0.77
2:E:78:PHE:O	2:E:79:LEU:CG	2.27	0.77
2:F:435:MET:CE	2:F:435:MET:HA	2.14	0.77
2:F:435:MET:O	2:F:436:SER:HB3	1.84	0.77
1:A:1040:LYS:CG	1:A:1044:VAL:HG11	2.15	0.77
1:A:1210:TYR:CE1	1:A:1213:PRO:CG	2.61	0.77
2:B:311:LEU:CG	2:B:312:LEU:N	2.47	0.77
1:D:294:THR:CG2	1:D:407:PHE:HE2	1.93	0.77
1:D:346:ASP:H	1:D:1040:LYS:HD3	1.48	0.77
1:D:512:LYS:O	1:D:513:LEU:HD23	1.84	0.77
1:D:885:THR:C	1:D:886:LEU:HD23	2.05	0.77
2:E:69:LEU:HD12	2:E:69:LEU:H	1.48	0.77
1:A:608:ASP:CB	1:A:779:LEU:HB2	2.14	0.77
1:A:827:ARG:HH11	1:A:827:ARG:HG2	1.50	0.77
1:A:885:THR:HB	1:A:1146:ARG:NE	1.99	0.77
2:C:79:LEU:HA	2:C:99:PHE:HA	1.67	0.77
1:D:610:PHE:CE1	1:D:972:ARG:NH2	2.52	0.77
1:D:797:MET:CB	1:D:869:ARG:HD3	2.14	0.77
1:D:1008:LEU:C	1:D:1011:PRO:HD2	2.05	0.77
1:D:1143:GLU:O	1:D:1146:ARG:HG3	1.85	0.77
2:E:373:LYS:HB2	2:E:459:ASP:OD1	1.84	0.77
2:E:375:HIS:CD2	2:E:376:PRO:HB3	2.20	0.77
2:F:342:LEU:HG	2:F:344:ARG:HB2	1.67	0.77
1:A:562:ARG:HB3	1:A:565:HIS:CE1	2.21	0.76
1:A:584:ALA:C	1:A:585:TRP:HE3	1.87	0.76
1:A:593:SER:CA	1:A:596:MET:HG3	2.12	0.76
1:A:624:VAL:C	1:A:626:GLY:H	1.88	0.76
1:A:1037:GLN:C	1:A:1039:LYS:H	1.84	0.76
2:B:112:ALA:O	2:B:115:TRP:HB3	1.85	0.76
2:C:208:LEU:O	2:C:208:LEU:HD12	1.85	0.76
2:C:215:PHE:CD2	2:C:233:GLU:HG2	2.21	0.76

Continued on next page...

Continued from previous page...

Atom-1	Atom-2	Interatomic distance (Å)	Clash overlap (Å)
1:D:824:ALA:HA	1:D:827:ARG:HB3	1.67	0.76
2:F:383:VAL:HG23	2:F:439:PHE:O	1.83	0.76
1:A:192:GLU:O	1:A:193:ARG:HG3	1.84	0.76
1:A:213:VAL:O	1:A:401:TRP:HZ2	1.68	0.76
1:A:462:SER:C	1:A:466:LEU:HD23	2.06	0.76
1:A:601:LYS:HA	1:A:717:LEU:HB3	1.65	0.76
1:A:617:ARG:HG2	1:A:765:PRO:HD3	1.66	0.76
1:A:732:TYR:HE1	1:A:755:LYS:CB	1.98	0.76
2:C:300:ILE:HG22	2:C:301:GLU:H	1.49	0.76
2:C:393:LEU:O	2:C:396:ARG:HG3	1.86	0.76
1:D:167:PRO:HD2	1:D:168:ALA:N	1.99	0.76
1:D:441:TRP:NE1	1:D:879:GLN:CA	2.48	0.76
2:E:389:ARG:N	2:E:395:LEU:HD11	2.00	0.76
2:F:302:THR:C	2:F:303:LEU:HD12	2.06	0.76
1:A:441:TRP:NE1	1:A:877:MET:HB3	2.00	0.76
1:A:643:ALA:O	1:A:645:VAL:HG23	1.85	0.76
1:A:989:THR:HG22	1:A:999:ASP:HB2	1.65	0.76
1:A:1119:LEU:HA	1:A:1122:GLU:CG	2.15	0.76
2:B:69:LEU:O	2:B:72:ILE:HG12	1.83	0.76
2:C:81:GLY:HA3	2:C:97:PRO:CB	2.15	0.76
2:C:201:ASN:C	2:C:203:ARG:H	1.88	0.76
2:C:301:GLU:HB3	2:C:339:ASN:CG	2.06	0.76
2:C:328:ARG:O	2:C:329:LYS:HD2	1.86	0.76
1:D:289:MET:SD	1:D:290:ARG:N	2.58	0.76
1:D:605:LEU:CD2	1:D:781:ALA:HB1	2.14	0.76
1:D:611:PRO:HB2	1:D:612:LEU:CD1	2.15	0.76
1:D:928:GLY:HA2	1:D:931:LEU:HD12	1.65	0.76
2:F:301:GLU:HB3	2:F:339:ASN:CB	2.12	0.76
1:A:152:GLU:HA	1:A:155:ASN:ND2	2.00	0.76
1:A:1041:TRP:O	1:A:1041:TRP:HD1	1.68	0.76
2:B:323:HIS:HB2	2:B:332:VAL:N	2.00	0.76
2:C:241:TRP:N	2:C:336:LEU:HB3	2.00	0.76
2:C:258:HIS:HA	2:C:261:GLN:OE1	1.85	0.76
2:C:389:ARG:CG	2:C:390:GLY:H	1.98	0.76
1:D:842:PRO:HB2	1:D:856:GLU:CD	2.05	0.76
1:D:1158:LEU:H	1:D:1158:LEU:HD23	1.50	0.76
2:E:194:VAL:HG13	2:E:195:ASN:N	2.01	0.76
2:F:394:GLU:CD	2:F:394:GLU:N	2.39	0.76
1:A:244:LEU:O	1:A:247:LEU:HB3	1.86	0.76
1:A:591:LEU:HD12	1:A:594:LEU:HG	1.67	0.76
1:A:868:ASP:HB3	1:A:1199:THR:HB	1.68	0.76

Continued on next page...

Continued from previous page...

Atom-1	Atom-2	Interatomic distance (Å)	Clash overlap (Å)
1:A:885:THR:CB	1:A:1146:ARG:NE	2.48	0.76
1:A:887:VAL:HG23	1:A:1146:ARG:HH11	1.50	0.76
1:A:1179:PHE:CD1	1:A:1220:ILE:HG21	2.20	0.76
2:B:74:GLN:O	2:B:77:HIS:CA	2.33	0.76
2:C:182:ARG:NH2	2:C:213:VAL:O	2.18	0.76
2:C:416:GLY:O	2:C:419:GLU:HB3	1.85	0.76
1:D:137:GLN:O	1:D:141:LEU:HD12	1.86	0.76
1:D:513:LEU:O	1:D:570:PRO:HD2	1.86	0.76
1:D:522:GLY:O	1:D:524:PRO:CD	2.33	0.76
1:D:556:THR:HB	2:F:467:HIS:NE2	1.99	0.76
1:D:649:TYR:HD2	1:D:652:ILE:HG21	1.50	0.76
1:D:823:ARG:O	1:D:826:ILE:HG12	1.85	0.76
1:A:79:LEU:HD12	1:A:89:GLY:O	1.85	0.76
1:A:582:ASP:HB3	1:A:592:LEU:HD22	1.68	0.76
1:A:600:PRO:O	1:A:602:LEU:O	2.04	0.76
2:C:241:TRP:HB3	2:C:336:LEU:HB2	1.67	0.76
1:D:437:VAL:HA	1:D:441:TRP:HD1	1.50	0.76
1:D:659:HIS:CD2	1:D:719:LEU:HB2	2.21	0.76
2:F:208:LEU:HD13	2:F:240:VAL:HB	1.64	0.76
1:A:610:PHE:N	1:A:610:PHE:HD2	1.83	0.76
2:C:239:LEU:N	2:C:338:VAL:CG1	2.46	0.76
2:C:352:ASP:N	2:C:355:GLN:HB2	2.00	0.76
2:C:466:MET:HB3	2:C:471:LEU:CD2	2.10	0.76
1:D:83:LEU:HG	1:D:89:GLY:CA	2.16	0.76
1:D:130:LEU:O	1:D:131:TYR:CD2	2.39	0.76
1:D:140:ARG:O	1:D:144:GLN:HB2	1.85	0.76
1:D:375:GLU:HG3	1:D:379:LYS:CG	2.16	0.76
1:D:456:GLN:C	1:D:460:LYS:HZ3	1.88	0.76
1:D:547:ALA:CA	1:D:551:LYS:HE2	2.16	0.76
1:D:606:THR:CG2	1:D:612:LEU:O	2.34	0.76
1:D:1207:GLU:HA	1:D:1210:TYR:CD2	2.21	0.76
2:F:201:ASN:C	2:F:203:ARG:H	1.89	0.76
2:F:347:LEU:CA	2:F:350:LEU:HD11	2.15	0.76
2:F:350:LEU:HD12	2:F:350:LEU:H	1.51	0.76
2:F:449:GLU:O	2:F:450:ASN:C	2.24	0.76
1:A:498:LYS:HE3	1:A:518:ALA:N	2.01	0.76
2:C:444:THR:O	2:C:447:THR:N	2.18	0.76
2:C:452:LEU:HD12	2:C:453:ILE:N	2.01	0.76
1:D:275:ARG:HD2	1:D:843:GLN:OE1	1.85	0.76
1:D:604:ALA:CA	1:D:613:HIS:CE1	2.67	0.76
1:D:630:ASN:HB2	1:D:744:ILE:O	1.86	0.76

Continued on next page...

Continued from previous page...

Atom-1	Atom-2	Interatomic distance (Å)	Clash overlap (Å)
1:D:645:VAL:CG1	1:D:650:ARG:HG2	2.15	0.76
1:D:717:LEU:H	1:D:717:LEU:CD2	1.92	0.76
1:D:748:TRP:CH2	1:D:750:PHE:HE2	2.02	0.76
1:D:914:THR:CG2	1:D:999:ASP:HB3	2.15	0.76
1:D:1102:GLN:O	1:D:1106:VAL:HG23	1.85	0.76
1:D:1165:ALA:C	1:D:1166:TYR:HD1	1.89	0.76
2:E:213:VAL:HG13	2:E:235:THR:HG22	1.67	0.76
2:F:197:LEU:O	2:F:202:LYS:HA	1.85	0.76
2:F:444:THR:O	2:F:447:THR:HG22	1.86	0.76
1:A:77:GLN:OE1	1:A:1174:PRO:CB	2.34	0.76
1:A:175:TRP:HB3	1:A:186:PRO:CD	2.15	0.76
1:A:274:ASP:N	1:A:276:ALA:H	1.83	0.76
1:A:618:HIS:HB2	1:A:725:PRO:CG	2.16	0.76
1:A:1112:MET:HA	1:A:1156:THR:CG2	2.16	0.76
2:B:260:LEU:O	2:B:264:ARG:HD3	1.86	0.76
2:B:440:THR:HG22	2:B:441:VAL:N	2.01	0.76
2:C:244:PRO:CD	2:C:247:THR:CG2	2.64	0.76
2:C:300:ILE:HG22	2:C:301:GLU:N	2.00	0.76
2:C:303:LEU:HD11	2:C:339:ASN:OD1	1.86	0.76
2:C:385:LEU:HD11	2:C:402:LEU:CB	2.14	0.76
2:C:474:PHE:HE1	2:C:478:TYR:CD2	2.04	0.76
2:C:484:ASN:O	2:C:485:VAL:HG13	1.86	0.76
1:D:192:GLU:O	1:D:217:PRO:HD3	1.86	0.76
1:D:549:LEU:CA	1:D:551:LYS:HZ2	1.99	0.76
1:D:656:TYR:O	1:D:659:HIS:CE1	2.38	0.76
1:D:966:LEU:HD23	1:D:970:ASN:ND2	2.00	0.76
2:F:208:LEU:HD11	2:F:240:VAL:CB	2.16	0.76
2:F:241:TRP:HB2	2:F:336:LEU:CG	2.14	0.76
2:F:374:LEU:HD12	2:F:379:ALA:HA	1.65	0.76
1:A:120:LEU:H	1:A:120:LEU:HD22	1.50	0.76
1:A:354:ASN:OD1	1:A:355:SER:N	2.18	0.76
1:A:471:CYS:CB	1:A:472:GLN:OE1	2.34	0.76
1:A:667:GLN:O	1:A:671:GLN:HG2	1.86	0.76
2:B:417:TYR:HH	2:C:122:ARG:HD3	1.48	0.76
1:D:903:GLY:HA3	1:D:1002:GLU:CB	2.16	0.76
2:E:336:LEU:HD22	2:E:338:VAL:HG23	1.67	0.76
2:F:393:LEU:O	2:F:396:ARG:HG3	1.85	0.76
1:A:913:CYS:C	1:A:918:TRP:H	1.89	0.75
1:A:1069:ILE:CG2	1:A:1070:PRO:HD3	2.15	0.75
1:A:1169:GLY:O	1:A:1170:LEU:HB3	1.86	0.75
2:C:254:PHE:CA	2:C:257:ARG:HH21	1.98	0.75

Continued on next page...

Continued from previous page...

Atom-1	Atom-2	Interatomic distance (Å)	Clash overlap (Å)
1:D:203:LEU:HD23	1:D:203:LEU:C	2.07	0.75
1:D:463:LEU:HA	1:D:466:LEU:HD22	1.68	0.75
1:D:671:GLN:NE2	1:D:671:GLN:HA	2.00	0.75
1:D:865:ALA:HA	1:D:872:SER:HA	1.68	0.75
1:D:907:PHE:CZ	1:D:1002:GLU:HB3	2.20	0.75
1:D:993:ARG:C	1:D:996:ARG:HD2	2.05	0.75
1:D:1027:LYS:HZ3	1:D:1091:GLU:HG2	1.48	0.75
1:D:1165:ALA:O	1:D:1169:GLY:HA3	1.87	0.75
2:E:102:LEU:O	2:E:102:LEU:HD13	1.87	0.75
2:E:383:VAL:O	2:E:384:ALA:HB2	1.85	0.75
2:F:200:VAL:CG1	2:F:204:LEU:HB2	2.15	0.75
1:A:112:LEU:HD21	1:A:918:TRP:HA	1.69	0.75
1:A:560:PRO:HD2	2:C:452:LEU:HD23	1.66	0.75
2:C:382:LYS:O	2:C:438:LEU:HB2	1.86	0.75
2:C:415:PRO:HB3	2:C:417:TYR:CE2	2.21	0.75
1:D:352:SER:O	1:D:358:GLU:HG2	1.85	0.75
1:D:389:PHE:CA	1:D:393:MET:HG3	2.16	0.75
1:D:948:ILE:HG23	1:D:1071:ARG:HB2	1.69	0.75
1:D:1145:ASP:HA	1:D:1148:ARG:CD	2.16	0.75
2:E:336:LEU:HD23	2:E:337:SER:N	2.00	0.75
2:E:371:VAL:HA	2:E:433:ASP:CG	2.05	0.75
1:A:142:LEU:HD22	1:A:1118:TRP:CD1	2.21	0.75
1:A:374:ARG:NE	1:A:392:LEU:HD13	1.98	0.75
1:A:601:LYS:HG2	1:A:721:ALA:HB1	1.68	0.75
1:A:914:THR:O	1:A:915:ALA:CB	2.34	0.75
2:B:201:ASN:HB2	2:C:421:MET:HE1	1.68	0.75
2:B:269:SER:H	2:B:270:PRO:CD	1.98	0.75
1:D:83:LEU:HD13	1:D:83:LEU:N	2.01	0.75
1:D:432:VAL:HB	1:D:1128:ARG:HH21	1.51	0.75
1:D:744:ILE:HG12	1:D:745:PRO:HD2	1.68	0.75
1:D:823:ARG:NE	1:D:824:ALA:H	1.85	0.75
2:F:484:ASN:O	2:F:485:VAL:HG13	1.87	0.75
1:A:879:GLN:CG	1:A:1189:LEU:HD21	2.15	0.75
1:A:1026:ARG:CB	1:A:1029:GLN:CB	2.49	0.75
1:A:1151:LEU:HG	1:A:1223:ILE:HD11	1.68	0.75
1:A:1207:GLU:HA	1:A:1210:TYR:HD1	1.51	0.75
1:A:1231:LEU:HG	1:A:1232:GLU:H	1.51	0.75
2:B:90:SER:HA	2:B:93:SER:OG	1.85	0.75
2:B:99:PHE:CD2	2:C:129:ASP:CG	2.60	0.75
2:C:372:LEU:HD21	2:C:435:MET:C	2.07	0.75
2:C:425:LEU:HD21	2:C:429:TYR:OH	1.86	0.75

Continued on next page...

Continued from previous page...

Atom-1	Atom-2	Interatomic distance (Å)	Clash overlap (Å)
1:D:113:TRP:HE3	1:D:114:GLY:N	1.81	0.75
1:D:239:LEU:CB	1:D:242:ALA:HB3	2.15	0.75
1:D:459:MET:N	1:D:460:LYS:NZ	2.34	0.75
1:D:956:GLY:HA2	1:D:1094:THR:CG2	2.04	0.75
1:D:1006:ARG:CZ	1:D:1010:LEU:HD11	2.15	0.75
1:D:1028:VAL:HG22	1:D:1096:ARG:CZ	2.16	0.75
2:E:351:TYR:C	2:E:353:SER:H	1.89	0.75
2:F:251:TRP:HA	2:F:251:TRP:CE3	2.20	0.75
1:A:594:LEU:N	1:A:594:LEU:HD23	2.01	0.75
1:A:940:GLY:O	1:A:941:ILE:HD12	1.86	0.75
1:A:961:PHE:N	1:A:961:PHE:CD1	2.51	0.75
1:A:1041:TRP:CE2	1:A:1043:VAL:HB	2.21	0.75
2:C:128:VAL:HG12	2:C:192:HIS:CD2	2.21	0.75
2:C:239:LEU:O	2:C:338:VAL:CG1	2.34	0.75
2:F:73:CYS:HB3	2:F:79:LEU:HD23	1.69	0.75
2:F:243:THR:O	2:F:334:CYS:HB2	1.87	0.75
2:F:454:HIS:HD2	2:F:468:ILE:CA	1.99	0.75
2:B:306:LEU:HD22	2:B:310:GLU:HG2	1.67	0.75
1:D:134:ASN:HB3	1:D:137:GLN:H	1.51	0.75
1:D:259:ARG:HG3	1:D:261:TRP:CD1	2.22	0.75
1:D:434:TYR:O	1:D:435:LEU:HG	1.86	0.75
1:D:608:ASP:HB3	1:D:620:TRP:CE2	2.22	0.75
1:D:865:ALA:HB3	1:D:1197:CYS:SG	2.26	0.75
1:D:1236:GLN:HB2	1:D:1237:PRO:HD3	1.68	0.75
2:E:253:ASP:O	2:E:257:ARG:N	2.20	0.75
2:F:385:LEU:HD11	2:F:402:LEU:CB	2.17	0.75
1:A:412:PRO:O	1:A:415:LEU:HB2	1.86	0.75
1:A:652:ILE:HA	1:A:655:LEU:CD2	2.16	0.75
1:A:823:ARG:HG3	1:A:823:ARG:O	1.87	0.75
1:A:1175:GLN:HG3	1:A:1176:SER:H	1.49	0.75
1:D:213:VAL:HG13	1:D:401:TRP:CE2	2.21	0.75
1:D:249:VAL:HG23	1:D:250:PRO:HD2	1.66	0.75
1:D:279:ARG:HG3	1:D:841:LEU:O	1.87	0.75
1:D:881:PRO:O	1:D:884:TYR:HB2	1.86	0.75
1:D:1029:GLN:NE2	1:D:1030:ARG:NH2	2.32	0.75
1:D:1131:ILE:H	1:D:1131:ILE:HD13	1.51	0.75
1:D:1154:GLN:OE1	1:D:1220:ILE:HA	1.85	0.75
2:F:114:TRP:HE1	2:F:259:ARG:NH2	1.85	0.75
2:F:131:LEU:HB3	2:F:133:HIS:CG	2.21	0.75
2:F:239:LEU:H	2:F:338:VAL:CG2	1.99	0.75
1:A:172:ALA:HA	1:A:221:TYR:O	1.85	0.75

Continued on next page...

Continued from previous page...

Atom-1	Atom-2	Interatomic distance (Å)	Clash overlap (Å)
1:A:256:PRO:HB2	1:A:281:GLN:HA	1.67	0.75
1:A:473:LEU:HD23	1:A:473:LEU:H	1.50	0.75
1:A:539:PHE:O	1:A:540:GLN:CG	2.35	0.75
1:A:879:GLN:HG2	1:A:1189:LEU:CG	2.17	0.75
1:A:922:GLN:HG3	1:A:923:GLY:N	2.01	0.75
1:A:926:SER:O	1:A:927:ARG:HB2	1.86	0.75
2:B:104:VAL:HG21	2:C:128:VAL:O	1.87	0.75
1:D:247:LEU:HA	1:D:815:TRP:CD1	2.22	0.75
1:D:356:LEU:CD1	1:D:369:LEU:HD22	2.16	0.75
1:D:417:ARG:O	1:D:418:CYS:SG	2.45	0.75
1:D:584:ALA:C	1:D:585:TRP:HE3	1.90	0.75
2:F:277:ASP:OD2	2:F:287:ASN:HB3	1.87	0.75
2:F:446:THR:CA	2:F:450:ASN:H	1.99	0.75
1:A:266:VAL:HG23	1:A:290:ARG:O	1.86	0.75
1:A:576:LEU:HD21	2:C:482:ALA:HB2	1.67	0.75
1:A:610:PHE:N	1:A:610:PHE:CD2	2.52	0.75
1:A:825:VAL:O	1:A:829:PRO:HD3	1.85	0.75
1:A:870:VAL:HG22	1:A:1202:ASN:HD22	1.52	0.75
1:A:1011:PRO:HG2	1:A:1012:VAL:HG13	1.68	0.75
1:A:1119:LEU:HA	1:A:1122:GLU:HG2	1.69	0.75
2:C:344:ARG:N	2:C:347:LEU:HD13	2.01	0.75
1:D:249:VAL:HG22	1:D:250:PRO:CD	2.16	0.75
1:D:623:LEU:O	1:D:625:PRO:CD	2.34	0.75
1:D:642:SER:CA	1:D:645:VAL:HG11	2.13	0.75
1:D:665:LYS:O	1:D:669:MET:HG2	1.87	0.75
2:E:78:PHE:CA	2:E:102:LEU:HB3	2.17	0.75
2:E:353:SER:OG	2:E:372:LEU:HD11	1.86	0.75
2:E:422:GLN:C	2:E:424:SER:H	1.89	0.75
2:F:203:ARG:HE	2:F:204:LEU:HD13	1.48	0.75
2:F:254:PHE:CA	2:F:257:ARG:HH21	2.00	0.75
1:A:481:GLU:HB3	1:A:482:ASP:OD1	1.86	0.74
1:A:608:ASP:C	1:A:620:TRP:HH2	1.90	0.74
1:A:821:LEU:HG	1:A:826:ILE:HG23	1.69	0.74
1:A:897:TRP:NE1	1:A:901:VAL:HG13	2.02	0.74
1:A:933:SER:HB2	1:A:943:ARG:CD	2.15	0.74
1:A:933:SER:HB2	1:A:943:ARG:CZ	2.17	0.74
1:A:958:GLY:O	1:A:961:PHE:CD1	2.39	0.74
1:A:958:GLY:O	1:A:961:PHE:HD1	1.69	0.74
2:C:386:ASP:CB	2:C:442:LEU:HA	2.10	0.74
1:D:242:ALA:HA	1:D:245:ILE:HG23	1.68	0.74
1:D:275:ARG:NH1	1:D:843:GLN:CG	2.50	0.74

Continued on next page...

Continued from previous page...

Atom-1	Atom-2	Interatomic distance (Å)	Clash overlap (Å)
1:D:352:SER:C	1:D:358:GLU:CD	2.37	0.74
1:D:542:ASP:O	1:D:546:ARG:N	2.18	0.74
1:D:798:ILE:HG22	1:D:869:ARG:CZ	2.17	0.74
2:E:185:LEU:HD13	2:E:238:SER:OG	1.87	0.74
2:F:395:LEU:HB3	2:F:443:VAL:CG2	2.15	0.74
2:F:402:LEU:HG	2:F:472:LYS:HZ3	1.52	0.74
2:F:471:LEU:HA	2:F:474:PHE:HB3	1.69	0.74
1:A:76:ILE:HG13	1:A:77:GLN:CG	2.15	0.74
1:A:879:GLN:CB	1:A:886:LEU:HD11	2.16	0.74
1:A:1015:THR:HA	1:A:1016:GLU:OE2	1.86	0.74
1:A:1148:ARG:HG2	1:A:1148:ARG:NH1	1.90	0.74
2:B:306:LEU:C	2:B:308:ASP:N	2.37	0.74
2:B:344:ARG:H	2:B:344:ARG:CD	1.99	0.74
2:C:342:LEU:HB2	2:C:344:ARG:CB	2.17	0.74
1:D:131:TYR:CB	1:D:138:HIS:CE1	2.70	0.74
1:D:176:THR:N	1:D:185:VAL:HG11	2.01	0.74
1:D:865:ALA:HB1	1:D:872:SER:OG	1.86	0.74
1:D:904:ASP:OD2	1:D:915:ALA:HB3	1.86	0.74
1:D:1025:LEU:O	1:D:1025:LEU:HD22	1.87	0.74
1:D:1045:ALA:HB1	1:D:1090:GLU:HG2	1.69	0.74
2:E:215:PHE:HB3	2:E:233:GLU:HA	1.70	0.74
2:F:445:GLU:HA	2:F:448:LEU:HD12	1.69	0.74
2:F:446:THR:HG22	2:F:449:GLU:OE1	1.87	0.74
2:F:447:THR:HA	2:F:452:LEU:CA	2.17	0.74
1:A:261:TRP:HA	1:A:261:TRP:CE3	2.21	0.74
1:A:665:LYS:CG	1:A:666:GLN:N	2.50	0.74
1:A:717:LEU:O	1:A:721:ALA:HB3	1.88	0.74
1:A:813:VAL:HB	1:A:840:ILE:HG12	1.70	0.74
1:A:897:TRP:CZ3	1:A:1108:TYR:HE1	2.05	0.74
2:B:74:GLN:CG	2:B:75:ARG:N	2.50	0.74
2:C:273:PHE:CE1	2:C:291:TYR:HD1	2.04	0.74
1:D:622:TYR:O	1:D:746:GLY:CA	2.36	0.74
1:D:660:CYS:HB2	1:D:745:PRO:HD3	1.68	0.74
1:D:885:THR:CB	1:D:1146:ARG:HD2	2.15	0.74
2:E:380:PRO:O	2:E:382:LYS:CB	2.34	0.74
2:F:241:TRP:CA	2:F:336:LEU:HB2	2.18	0.74
2:F:351:TYR:O	2:F:352:ASP:C	2.24	0.74
1:A:622:TYR:HB2	1:A:747:CYS:O	1.87	0.74
2:C:276:SER:O	2:C:287:ASN:CB	2.36	0.74
2:C:343:ASP:O	2:C:347:LEU:HD13	1.87	0.74
1:D:348:LEU:CD1	1:D:350:ILE:HD11	2.17	0.74

Continued on next page...

Continued from previous page...

Atom-1	Atom-2	Interatomic distance (Å)	Clash overlap (Å)
1:D:872:SER:OG	1:D:1200:PRO:HD3	1.86	0.74
1:D:900:ALA:HB1	1:D:915:ALA:CB	2.13	0.74
2:F:389:ARG:HG3	2:F:390:GLY:H	1.52	0.74
1:A:282:TYR:CZ	1:A:432:VAL:HG22	2.21	0.74
1:A:451:THR:C	1:A:869:ARG:NH2	2.40	0.74
1:A:468:ASN:HD21	1:A:578:PRO:CG	2.00	0.74
1:A:490:TRP:CZ2	1:A:596:MET:HB3	2.22	0.74
1:A:601:LYS:HZ3	1:A:616:GLU:HG2	1.52	0.74
1:A:720:THR:CG2	1:A:721:ALA:N	2.51	0.74
1:A:932:HIS:HB3	1:A:947:LYS:HG2	1.68	0.74
1:A:958:GLY:HA2	1:A:986:TYR:CE2	2.22	0.74
2:B:284:ARG:O	2:B:285:LYS:HB3	1.87	0.74
2:C:194:VAL:O	2:C:197:LEU:HD22	1.86	0.74
2:C:207:GLY:HA3	2:C:239:LEU:HD11	1.69	0.74
1:D:220:TRP:CD1	1:D:221:TYR:HD2	2.05	0.74
1:D:269:HIS:HB3	1:D:277:HIS:CD2	2.22	0.74
1:D:513:LEU:H	1:D:570:PRO:CD	1.99	0.74
1:D:622:TYR:O	1:D:746:GLY:HA3	1.87	0.74
1:D:1031:GLU:HG3	1:D:1031:GLU:O	1.87	0.74
1:D:1202:ASN:O	1:D:1203:PRO:C	2.25	0.74
2:F:245:PRO:O	2:F:248:SER:CB	2.35	0.74
1:A:247:LEU:HD12	1:A:251:THR:CG2	2.17	0.74
1:A:448:ALA:O	1:A:870:VAL:HG11	1.87	0.74
2:B:350:LEU:O	2:B:350:LEU:HD13	1.88	0.74
2:C:387:VAL:O	2:C:420:THR:OG1	2.06	0.74
1:D:308:GLN:CD	1:D:1027:LYS:HZ1	1.91	0.74
1:D:569:HIS:H	1:D:570:PRO:CD	2.01	0.74
1:D:610:PHE:HE1	1:D:972:ARG:NH2	1.86	0.74
1:D:744:ILE:HB	1:D:745:PRO:HD3	1.70	0.74
1:D:1014:ARG:CD	1:D:1026:ARG:NE	2.50	0.74
2:F:299:LEU:N	2:F:299:LEU:CD2	2.50	0.74
1:A:435:LEU:HD23	1:A:879:GLN:OE1	1.86	0.74
1:A:1026:ARG:N	1:A:1091:GLU:OE2	2.21	0.74
2:B:236:GLU:HG2	2:B:341:ASP:HB2	1.69	0.74
2:C:403:PHE:CD1	2:C:417:TYR:OH	2.41	0.74
1:D:80:SER:HB2	1:D:125:LEU:HG	1.69	0.74
1:D:220:TRP:CD1	1:D:221:TYR:CD2	2.76	0.74
1:D:312:TRP:CZ2	1:D:347:TRP:HA	2.21	0.74
1:D:551:LYS:CD	1:D:551:LYS:N	2.30	0.74
1:D:807:ARG:HB2	1:D:858:THR:HG23	1.69	0.74
1:D:931:LEU:O	1:D:934:LYS:HD2	1.88	0.74

Continued on next page...

Continued from previous page...

Atom-1	Atom-2	Interatomic distance (Å)	Clash overlap (Å)
1:D:972:ARG:O	1:D:974:THR:HG23	1.88	0.74
1:D:1069:ILE:HG12	1:D:1070:PRO:HD2	1.68	0.74
2:E:128:VAL:CG1	2:E:210:GLN:HE21	1.98	0.74
2:E:432:TYR:HD2	2:E:437:ILE:HG12	1.53	0.74
2:E:442:LEU:HD12	2:E:454:HIS:CE1	2.23	0.74
2:F:455:LEU:CB	2:F:456:ARG:HE	2.00	0.74
2:F:476:ILE:HD13	2:F:477:LYS:N	2.02	0.74
1:A:297:MET:HG3	1:A:298:HIS:N	2.03	0.74
1:A:452:TYR:N	1:A:869:ARG:HH21	1.86	0.74
1:A:497:GLN:HA	1:A:516:GLU:CB	2.18	0.74
1:A:606:THR:OG1	1:A:613:HIS:N	2.21	0.74
1:A:624:VAL:HG11	1:A:747:CYS:SG	2.26	0.74
2:B:311:LEU:CD1	2:B:312:LEU:H	2.00	0.74
1:D:189:ILE:HG23	1:D:258:GLN:HB3	1.67	0.74
1:D:209:PRO:O	1:D:224:CYS:SG	2.45	0.74
1:D:879:GLN:O	1:D:1189:LEU:HD21	1.87	0.74
2:E:373:LYS:HA	2:E:458:ARG:CZ	2.17	0.74
2:F:243:THR:OG1	2:F:334:CYS:HB2	1.87	0.74
2:F:344:ARG:HA	2:F:347:LEU:HD22	1.68	0.74
1:A:145:LYS:HG3	1:A:1118:TRP:HH2	1.51	0.74
1:A:196:VAL:O	1:A:401:TRP:HH2	1.70	0.74
1:A:252:GLY:O	1:A:280:GLU:HB3	1.88	0.74
1:A:261:TRP:HA	1:A:261:TRP:HE3	1.52	0.74
1:A:612:LEU:CB	1:A:620:TRP:HB2	2.17	0.74
1:A:765:PRO:HG2	1:A:766:PHE:CD1	2.23	0.74
1:A:873:GLU:OE1	1:A:875:LYS:CG	2.36	0.74
1:A:903:GLY:HA3	1:A:1002:GLU:HB3	1.70	0.74
1:A:1014:ARG:HB2	1:A:1026:ARG:NH1	2.03	0.74
2:C:356:LEU:CB	2:C:359:ASN:HD21	2.00	0.74
1:D:101:ARG:HG3	1:D:101:ARG:NH1	1.91	0.74
1:D:189:ILE:HG21	1:D:258:GLN:HB3	1.70	0.74
1:D:270:ASN:CG	1:D:294:THR:HG21	2.08	0.74
1:D:614:TYR:HE2	1:D:620:TRP:CE3	2.05	0.74
1:D:842:PRO:HB2	1:D:856:GLU:OE2	1.88	0.74
1:D:897:TRP:CZ3	1:D:1177:VAL:HG11	2.22	0.74
1:D:1005:VAL:O	1:D:1009:ASN:N	2.21	0.74
1:D:1185:ILE:O	1:D:1185:ILE:HD12	1.87	0.74
1:D:1236:GLN:CB	1:D:1237:PRO:CD	2.66	0.74
2:F:193:TYR:HB2	2:F:242:PHE:CE2	2.22	0.74
2:F:389:ARG:CG	2:F:390:GLY:H	2.00	0.74
2:F:464:GLU:OE2	2:F:466:MET:HG2	1.87	0.74

Continued on next page...

Continued from previous page...

Atom-1	Atom-2	Interatomic distance (Å)	Clash overlap (Å)
1:A:85:GLU:OE2	1:A:127:LEU:O	2.05	0.74
1:A:348:LEU:O	1:A:349:ASP:C	2.26	0.74
1:A:392:LEU:CD2	1:A:395:TYR:HB2	2.18	0.74
1:A:1209:ARG:NH2	2:C:256:LEU:HD23	2.03	0.74
2:B:110:LEU:HD21	2:B:342:LEU:HD21	1.70	0.74
2:B:279:GLN:O	2:B:280:ASP:CB	2.30	0.74
2:B:342:LEU:O	2:B:345:GLY:N	2.21	0.74
1:D:195:LEU:O	1:D:267:VAL:HA	1.88	0.74
1:D:452:TYR:CG	1:D:801:TRP:NE1	2.55	0.74
1:D:478:ARG:NE	1:D:481:GLU:OE1	2.21	0.74
1:D:572:TRP:CZ2	2:F:470:LYS:HB3	2.23	0.74
1:D:913:CYS:O	1:D:917:GLY:HA3	1.88	0.74
2:F:387:VAL:HG23	2:F:417:TYR:HA	1.68	0.74
1:A:257:THR:HG23	1:A:258:GLN:O	1.87	0.73
1:A:581:ASP:C	1:A:583:PRO:HD2	2.08	0.73
1:A:1236:GLN:CB	1:A:1237:PRO:CD	2.64	0.73
2:C:197:LEU:HD23	2:C:198:ASP:N	2.03	0.73
2:C:394:GLU:H	2:C:394:GLU:CD	1.91	0.73
1:D:360:HIS:O	1:D:364:VAL:HG22	1.88	0.73
1:D:554:GLY:HA2	1:D:557:GLU:HG3	1.68	0.73
1:D:577:CYS:HB3	1:D:578:PRO:HD2	1.70	0.73
2:F:344:ARG:N	2:F:347:LEU:HD13	2.03	0.73
1:A:87:ILE:HG22	1:A:88:PHE:H	1.48	0.73
1:A:593:SER:HA	1:A:596:MET:CG	2.15	0.73
1:A:669:MET:C	1:A:673:ALA:HB2	2.09	0.73
1:A:815:TRP:CA	1:A:838:GLY:HA3	2.17	0.73
1:A:1205:GLY:O	1:A:1208:ARG:HB3	1.88	0.73
2:C:290:TYR:HA	2:C:298:GLU:O	1.88	0.73
2:C:323:HIS:O	2:C:333:PRO:HD3	1.88	0.73
1:D:556:THR:OG1	2:F:452:LEU:HD22	1.88	0.73
1:D:926:SER:HB2	1:D:930:ASP:CB	2.17	0.73
1:D:1072:THR:HG21	1:D:1134:HIS:CE1	2.23	0.73
1:D:1142:ARG:O	1:D:1144:GLU:O	2.06	0.73
2:E:428:LEU:HD13	2:E:428:LEU:N	2.02	0.73
2:F:432:TYR:HB3	2:F:437:ILE:HD11	1.70	0.73
1:A:503:VAL:HB	1:A:521:PRO:CA	2.16	0.73
1:A:845:VAL:HB	1:A:855:VAL:CG2	2.19	0.73
1:A:887:VAL:HG22	1:A:1146:ARG:HH11	1.51	0.73
1:A:1024:ASP:HA	1:A:1026:ARG:NH1	2.03	0.73
2:B:306:LEU:C	2:B:308:ASP:H	1.91	0.73
2:C:192:HIS:O	2:C:196:CYS:SG	2.46	0.73

Continued on next page...

Continued from previous page...

Atom-1	Atom-2	Interatomic distance (Å)	Clash overlap (Å)
2:C:200:VAL:HG11	2:C:204:LEU:HD13	1.70	0.73
2:C:301:GLU:HG2	2:C:339:ASN:HB3	1.70	0.73
1:D:1005:VAL:HA	1:D:1008:LEU:HD12	1.68	0.73
2:E:93:SER:C	2:E:95:CYS:H	1.90	0.73
2:F:115:TRP:CH2	2:F:210:GLN:HG2	2.22	0.73
2:F:431:LYS:HE2	2:F:435:MET:HB2	1.70	0.73
1:A:205:GLU:OE1	1:A:205:GLU:HA	1.87	0.73
1:A:739:TYR:HA	1:A:742:VAL:HB	1.71	0.73
1:A:904:ASP:C	1:A:910:MET:HA	2.08	0.73
1:A:933:SER:HB2	1:A:943:ARG:NE	2.03	0.73
1:A:1200:PRO:O	1:A:1204:THR:OG1	2.06	0.73
2:B:123:GLU:HB2	2:C:403:PHE:HZ	1.53	0.73
2:B:396:ARG:HD2	2:B:418:LEU:H	1.52	0.73
2:C:300:ILE:HA	2:C:342:LEU:HD12	1.69	0.73
1:D:271:VAL:O	1:D:274:ASP:HB2	1.88	0.73
1:D:293:ASP:CG	1:D:296:SER:HB2	2.08	0.73
1:D:805:HIS:O	1:D:809:SER:N	2.20	0.73
1:D:888:GLY:HA3	1:D:1138:ARG:HA	1.70	0.73
1:D:992:LEU:HD12	1:D:993:ARG:H	1.52	0.73
2:F:247:THR:CB	2:F:251:TRP:CD1	2.67	0.73
2:F:353:SER:HB3	2:F:373:LYS:O	1.88	0.73
1:A:297:MET:HG3	1:A:298:HIS:H	1.52	0.73
1:A:498:LYS:HZ2	1:A:519:GLY:H	1.35	0.73
1:A:500:ALA:HB1	1:A:520:ALA:HB3	1.70	0.73
1:A:897:TRP:HZ3	1:A:1108:TYR:CE1	2.07	0.73
1:A:1160:THR:HG22	1:A:1164:PHE:HE1	1.51	0.73
1:D:86:GLN:NE2	1:D:132:GLY:N	2.34	0.73
1:D:179:GLY:CA	1:D:182:GLY:CA	2.65	0.73
1:D:369:LEU:O	1:D:371:LYS:O	2.05	0.73
1:D:598:VAL:CA	1:D:601:LYS:HE2	2.16	0.73
1:D:658:LYS:CE	1:D:713:PRO:HB2	2.19	0.73
1:D:891:VAL:O	1:D:894:GLN:HG2	1.88	0.73
1:D:996:ARG:NE	1:D:996:ARG:N	2.36	0.73
1:D:1069:ILE:HG23	1:D:1070:PRO:N	2.02	0.73
2:E:117:SER:HA	2:E:121:PHE:CD1	2.24	0.73
2:E:383:VAL:O	2:E:384:ALA:HB3	1.87	0.73
1:A:87:ILE:CG2	1:A:88:PHE:H	2.01	0.73
1:A:145:LYS:O	1:A:149:PRO:HD2	1.88	0.73
1:A:166:PRO:HG3	1:A:398:GLN:CD	2.08	0.73
1:A:278:ILE:HG12	1:A:291:PHE:CE1	2.22	0.73
1:A:386:ARG:HD3	1:A:387:GLU:H	1.53	0.73

Continued on next page...

Continued from previous page...

Atom-1	Atom-2	Interatomic distance (Å)	Clash overlap (Å)
1:A:712:VAL:O	1:A:719:LEU:HD22	1.88	0.73
1:A:868:ASP:O	1:A:869:ARG:HB2	1.88	0.73
1:A:875:LYS:C	1:A:878:VAL:HG23	2.09	0.73
2:B:128:VAL:HB	2:B:208:LEU:HB2	1.70	0.73
2:C:267:ALA:HB3	2:C:270:PRO:HB3	1.70	0.73
2:C:363:ARG:HH11	2:C:363:ARG:CA	1.99	0.73
1:D:429:GLU:HG3	1:D:1128:ARG:CZ	2.18	0.73
1:D:474:LEU:HD12	1:D:474:LEU:N	2.02	0.73
1:D:546:ARG:HH21	2:F:404:ASN:CB	1.95	0.73
1:D:546:ARG:O	1:D:551:LYS:NZ	2.19	0.73
1:D:618:HIS:NE2	1:D:761:ASN:HB3	2.02	0.73
1:D:761:ASN:O	1:D:763:GLY:N	2.21	0.73
1:D:989:THR:CA	1:D:998:SER:OG	2.34	0.73
1:D:993:ARG:CA	1:D:996:ARG:HD2	2.19	0.73
2:E:102:LEU:HD13	2:E:102:LEU:C	2.09	0.73
2:F:202:LYS:O	2:F:325:ARG:HG2	1.88	0.73
1:A:273:PHE:C	1:A:276:ALA:H	1.92	0.73
1:A:600:PRO:C	1:A:602:LEU:O	2.27	0.73
1:A:634:LEU:HD12	1:A:638:THR:CB	2.19	0.73
1:A:1109:LEU:O	1:A:1112:MET:HG3	1.89	0.73
2:B:75:ARG:HD2	2:B:434:GLU:OE2	1.87	0.73
2:C:347:LEU:CA	2:C:350:LEU:HD11	2.18	0.73
1:D:410:GLN:O	1:D:412:PRO:HD2	1.88	0.73
1:A:259:ARG:NE	1:A:259:ARG:HA	2.04	0.73
1:A:439:GLN:CG	1:A:835:GLY:HA3	2.17	0.73
1:A:1029:GLN:C	1:A:1031:GLU:O	2.26	0.73
1:A:1131:ILE:HG21	1:A:1137:VAL:CA	2.19	0.73
2:C:347:LEU:HA	2:C:350:LEU:HD11	1.69	0.73
2:C:356:LEU:O	2:C:370:LYS:HE2	1.88	0.73
1:D:495:PHE:HB2	1:D:573:TYR:CE1	2.23	0.73
1:D:515:ILE:CD1	1:D:568:GLY:O	2.37	0.73
1:D:645:VAL:O	1:D:650:ARG:HB3	1.88	0.73
2:E:218:VAL:H	2:E:231:ILE:HA	1.53	0.73
2:E:272:ASN:HA	2:E:292:ASN:ND2	2.04	0.73
2:F:452:LEU:O	2:F:453:ILE:HG13	1.88	0.73
1:A:79:LEU:CD1	1:A:89:GLY:O	2.37	0.73
1:A:219:ALA:O	1:A:220:TRP:CE3	2.41	0.73
1:A:1118:TRP:O	1:A:1122:GLU:HG2	1.89	0.73
1:A:1208:ARG:NH2	2:C:277:ASP:CG	2.42	0.73
2:B:99:PHE:CD2	2:C:129:ASP:OD2	2.42	0.73
2:C:398:VAL:HA	2:C:401:GLY:HA3	1.70	0.73

Continued on next page...

Continued from previous page...

Atom-1	Atom-2	Interatomic distance (Å)	Clash overlap (Å)
2:C:463:LYS:O	2:C:465:MET:HE2	1.88	0.73
1:D:308:GLN:OE1	1:D:1027:LYS:NZ	2.21	0.73
1:D:779:LEU:HD22	1:D:779:LEU:C	2.09	0.73
1:D:948:ILE:CG2	1:D:1071:ARG:HB2	2.19	0.73
1:D:1138:ARG:NH2	1:D:1191:LYS:CE	2.51	0.73
1:A:241:PRO:HA	1:A:244:LEU:CG	2.18	0.73
1:A:436:PRO:CB	1:A:881:PRO:HD3	2.08	0.73
1:A:930:ASP:HA	1:A:933:SER:HB3	1.70	0.73
2:B:304:TRP:CE3	2:B:304:TRP:HA	2.24	0.73
2:B:400:GLN:NE2	2:B:417:TYR:CG	2.55	0.73
2:C:342:LEU:HB2	2:C:344:ARG:HD3	1.70	0.73
1:D:81:ARG:HG2	1:D:125:LEU:O	1.88	0.73
1:D:257:THR:OG1	1:D:281:GLN:NE2	2.21	0.73
1:D:278:ILE:O	1:D:282:TYR:HD1	1.72	0.73
1:D:432:VAL:CG1	1:D:1128:ARG:HE	1.99	0.73
1:D:1195:MET:HB3	1:D:1196:ASP:O	1.89	0.73
2:E:377:CYS:SG	2:E:378:LEU:CD1	2.77	0.73
2:F:473:ASP:CA	2:F:476:ILE:HG23	2.17	0.73
1:A:223:TRP:HD1	1:A:223:TRP:H	1.32	0.72
1:A:821:LEU:HD12	1:A:825:VAL:HB	1.69	0.72
1:A:1165:ALA:O	1:A:1170:LEU:N	2.22	0.72
1:D:547:ALA:O	1:D:551:LYS:HG2	1.89	0.72
1:D:918:TRP:C	1:D:920:THR:N	2.41	0.72
1:D:1151:LEU:HD23	1:D:1223:ILE:HD11	1.71	0.72
2:E:76:ARG:HG3	2:E:435:MET:SD	2.29	0.72
2:E:431:LYS:C	2:E:433:ASP:N	2.38	0.72
2:F:342:LEU:O	2:F:342:LEU:HD22	1.88	0.72
1:A:449:GLN:HA	1:A:452:TYR:CE1	2.24	0.72
1:A:580:LEU:HD12	1:A:581:ASP:N	2.04	0.72
1:A:615:SER:HB3	1:A:725:PRO:HB3	1.69	0.72
1:A:616:GLU:HG2	1:A:724:GLY:HA3	1.71	0.72
1:A:784:GLY:N	2:C:363:ARG:HD3	2.02	0.72
1:A:1209:ARG:HH22	2:C:256:LEU:HD23	1.54	0.72
2:B:99:PHE:HE2	2:C:131:LEU:HD11	1.54	0.72
2:B:324:GLY:N	2:B:333:PRO:HD3	2.03	0.72
1:D:897:TRP:HH2	1:D:1173:LEU:HD13	1.50	0.72
1:D:1113:LEU:N	1:D:1113:LEU:HD23	2.04	0.72
2:F:403:PHE:HD1	2:F:417:TYR:HH	1.32	0.72
2:F:416:GLY:O	2:F:419:GLU:HB3	1.88	0.72
2:F:424:SER:HB3	2:F:427:GLN:NE2	2.03	0.72
1:A:247:LEU:HD12	1:A:251:THR:HG21	1.71	0.72

Continued on next page...

Continued from previous page...

Atom-1	Atom-2	Interatomic distance (Å)	Clash overlap (Å)
1:A:913:CYS:N	1:A:917:GLY:HA3	2.03	0.72
1:A:1026:ARG:O	1:A:1030:ARG:CB	2.37	0.72
1:A:1193:VAL:HG23	1:A:1194:THR:N	2.03	0.72
2:B:114:TRP:CA	2:B:262:TRP:CZ2	2.71	0.72
1:D:239:LEU:HB3	1:D:242:ALA:HB3	1.72	0.72
1:D:242:ALA:CA	1:D:245:ILE:HG12	2.17	0.72
1:D:453:GLU:O	1:D:457:ARG:HG2	1.90	0.72
1:D:553:LYS:HD3	2:F:468:ILE:HG22	1.70	0.72
1:D:670:PRO:HB2	1:D:672:GLU:O	1.89	0.72
1:D:735:GLY:CA	1:D:749:PHE:HB3	2.18	0.72
2:E:115:TRP:HZ3	2:E:210:GLN:HA	1.54	0.72
2:E:122:ARG:H	2:E:122:ARG:HD2	1.54	0.72
2:E:213:VAL:HG13	2:E:235:THR:CG2	2.18	0.72
2:F:120:VAL:HG23	2:F:121:PHE:N	2.03	0.72
1:A:73:PRO:O	1:A:74:LEU:HD13	1.90	0.72
1:A:87:ILE:CG2	1:A:88:PHE:N	2.51	0.72
1:A:652:ILE:C	1:A:655:LEU:HG	2.09	0.72
1:A:1131:ILE:HD11	1:A:1133:ILE:CG2	2.18	0.72
2:B:304:TRP:HA	2:B:304:TRP:HE3	1.54	0.72
2:C:325:ARG:HG3	2:C:325:ARG:NH1	1.99	0.72
1:D:115:GLN:HE22	1:D:924:ARG:NH1	1.86	0.72
1:D:633:LYS:HB2	1:D:638:THR:HG21	1.70	0.72
2:F:77:HIS:O	2:F:100:GLY:HA3	1.89	0.72
2:F:186:LEU:HD23	2:F:187:HIS:N	2.03	0.72
2:F:342:LEU:CD2	2:F:342:LEU:O	2.37	0.72
2:F:402:LEU:HG	2:F:472:LYS:NZ	2.03	0.72
1:A:80:SER:OG	1:A:125:LEU:HD11	1.89	0.72
1:A:87:ILE:HG21	1:A:1166:TYR:OH	1.89	0.72
1:A:175:TRP:HB2	1:A:184:ALA:C	2.10	0.72
1:A:175:TRP:N	1:A:186:PRO:HB3	2.03	0.72
1:A:451:THR:HG21	1:A:1202:ASN:HB3	1.72	0.72
1:A:566:LEU:HB3	1:A:567:PRO:CD	2.19	0.72
1:A:615:SER:HB2	1:A:725:PRO:CB	2.19	0.72
1:A:753:PRO:HD2	1:A:770:PHE:CG	2.23	0.72
1:A:873:GLU:HB3	1:A:875:LYS:HG3	1.70	0.72
1:A:1002:GLU:HG3	1:A:1003:TRP:CE3	2.24	0.72
1:A:1068:ASP:C	1:A:1070:PRO:HD3	2.10	0.72
1:A:1179:PHE:CB	1:A:1220:ILE:HG12	2.19	0.72
1:D:269:HIS:NE2	1:D:291:PHE:HD2	1.88	0.72
1:D:283:LEU:CD2	1:D:839:ALA:HB3	2.18	0.72
1:D:429:GLU:HG2	1:D:1117:LYS:HE2	1.71	0.72

Continued on next page...

Continued from previous page...

Atom-1	Atom-2	Interatomic distance (Å)	Clash overlap (Å)
1:D:443:ARG:HG2	1:D:443:ARG:HH11	1.55	0.72
1:D:597:ARG:O	1:D:599:THR:N	2.22	0.72
1:D:600:PRO:HG2	1:D:616:GLU:HB3	1.72	0.72
1:D:657:ARG:O	1:D:660:CYS:HB3	1.89	0.72
1:D:997:LEU:CD2	1:D:998:SER:H	2.02	0.72
1:D:1000:GLU:O	1:D:1004:LEU:HD13	1.88	0.72
1:D:1005:VAL:CA	1:D:1008:LEU:HD13	2.15	0.72
1:D:1126:ASP:OD2	1:D:1145:ASP:HB3	1.89	0.72
2:E:307:GLY:HA2	2:E:334:CYS:HB3	1.71	0.72
2:F:403:PHE:CD1	2:F:417:TYR:OH	2.43	0.72
2:F:485:VAL:OXT	2:F:485:VAL:CG2	2.38	0.72
1:A:1020:ILE:CD1	1:A:1021:SER:H	2.02	0.72
2:B:78:PHE:HE1	2:B:103:GLY:HA2	1.52	0.72
2:B:199:LEU:HD23	2:C:77:HIS:HD2	1.53	0.72
2:C:247:THR:CB	2:C:251:TRP:CD1	2.71	0.72
2:C:356:LEU:CB	2:C:359:ASN:ND2	2.39	0.72
1:D:513:LEU:O	1:D:568:GLY:CA	2.38	0.72
1:D:907:PHE:HZ	1:D:1002:GLU:HB3	1.53	0.72
1:D:943:ARG:O	1:D:946:ALA:HB3	1.90	0.72
1:D:1209:ARG:NH2	2:F:256:LEU:HD22	2.05	0.72
1:A:439:GLN:HG3	1:A:836:LEU:N	2.04	0.72
1:A:618:HIS:HA	1:A:762:VAL:HG21	1.72	0.72
1:A:621:GLY:N	1:A:748:TRP:HB3	2.03	0.72
1:A:786:ALA:O	1:A:789:PRO:HD2	1.90	0.72
2:B:469:SER:C	2:B:471:LEU:H	1.91	0.72
2:C:303:LEU:HD12	2:C:303:LEU:N	2.05	0.72
2:C:355:GLN:O	2:C:357:THR:N	2.22	0.72
2:C:375:HIS:N	2:C:378:LEU:HD22	2.00	0.72
2:C:394:GLU:CD	2:C:394:GLU:N	2.43	0.72
2:C:485:VAL:CG2	2:C:485:VAL:OXT	2.38	0.72
1:D:389:PHE:CD1	1:D:390:GLN:N	2.57	0.72
1:D:452:TYR:CB	1:D:801:TRP:NE1	2.48	0.72
1:D:599:THR:HB	1:D:600:PRO:HD3	1.72	0.72
1:D:656:TYR:HB3	1:D:744:ILE:HD12	1.70	0.72
1:D:1113:LEU:HD23	1:D:1113:LEU:H	1.54	0.72
2:E:114:TRP:CH2	2:E:238:SER:O	2.42	0.72
2:E:448:LEU:HD23	2:E:448:LEU:C	2.09	0.72
1:A:228:LEU:HD11	1:A:386:ARG:HB3	1.70	0.72
1:A:286:GLY:N	1:A:1128:ARG:NH2	2.37	0.72
1:A:436:PRO:CG	1:A:879:GLN:HB3	2.19	0.72
1:A:503:VAL:HG11	1:A:521:PRO:N	2.04	0.72

Continued on next page...

Continued from previous page...

Atom-1	Atom-2	Interatomic distance (Å)	Clash overlap (Å)
1:A:539:PHE:O	1:A:540:GLN:HG2	1.88	0.72
1:A:613:HIS:HB3	1:A:717:LEU:CD2	2.19	0.72
1:A:634:LEU:HB3	1:A:635:PRO:CA	2.19	0.72
1:A:658:LYS:CG	1:A:713:PRO:HB2	2.17	0.72
1:A:739:TYR:C	1:A:741:ASP:H	1.92	0.72
1:A:879:GLN:HG2	1:A:1189:LEU:HD21	1.72	0.72
1:A:913:CYS:O	1:A:918:TRP:N	2.20	0.72
2:B:67:GLU:HB2	2:B:88:ARG:NH1	2.03	0.72
2:B:299:LEU:HD21	2:B:302:THR:HG23	1.72	0.72
2:C:243:THR:O	2:C:334:CYS:N	2.22	0.72
2:C:272:ASN:HB3	2:C:292:ASN:HB2	1.72	0.72
1:D:177:ARG:NE	1:D:216:SER:H	1.87	0.72
1:D:265:LEU:HD21	1:D:267:VAL:HA	1.72	0.72
1:D:421:PRO:O	1:D:425:ALA:HB3	1.90	0.72
1:D:620:TRP:NE1	1:D:751:LYS:HB2	2.04	0.72
1:D:795:ASN:HA	1:D:798:ILE:CD1	2.20	0.72
1:D:967:MET:HA	1:D:967:MET:HE3	1.72	0.72
1:D:1116:MET:SD	1:D:1153:LEU:HD22	2.30	0.72
2:F:114:TRP:NE1	2:F:259:ARG:NH1	2.36	0.72
2:F:209:ALA:CB	2:F:238:SER:O	2.38	0.72
2:F:305:ASN:HA	2:F:335:VAL:CG1	2.19	0.72
2:F:357:THR:O	2:F:358:GLU:HG2	1.90	0.72
2:F:423:SER:HB2	2:F:427:GLN:OE1	1.90	0.72
1:A:410:GLN:O	1:A:414:PHE:CD2	2.43	0.72
1:A:618:HIS:CE1	1:A:761:ASN:HD22	2.08	0.72
1:A:918:TRP:O	1:A:920:THR:HG22	1.90	0.72
1:A:1113:LEU:HD23	1:A:1113:LEU:N	2.05	0.72
2:B:468:ILE:HG23	2:B:468:ILE:O	1.89	0.72
2:C:454:HIS:HB3	2:C:466:MET:O	1.89	0.72
1:D:368:PRO:CA	1:D:369:LEU:HD23	2.19	0.72
1:D:550:GLN:CB	1:D:551:LYS:HE3	2.19	0.72
1:D:623:LEU:HB3	1:D:667:GLN:CD	2.10	0.72
1:D:726:LYS:O	1:D:727:ASP:CG	2.28	0.72
1:D:959:GLN:CB	1:D:960:PRO:CD	2.67	0.72
1:D:1014:ARG:CD	1:D:1026:ARG:HE	2.02	0.72
2:E:203:ARG:NH1	2:F:418:LEU:HD22	1.99	0.72
2:E:382:LYS:CG	2:E:383:VAL:N	2.47	0.72
2:F:360:SER:HB3	2:F:364:LYS:HD2	1.72	0.72
1:A:402:ALA:C	1:A:406:VAL:HG13	2.10	0.72
1:A:866:ARG:O	1:A:866:ARG:HD3	1.89	0.72
1:A:887:VAL:CG2	1:A:1146:ARG:NH1	2.51	0.72

Continued on next page...

Continued from previous page...

Atom-1	Atom-2	Interatomic distance (Å)	Clash overlap (Å)
1:A:893:SER:HB2	1:A:896:LEU:HD23	1.71	0.72
1:A:955:TYR:CD2	1:A:1098:ASN:OD1	2.42	0.72
1:A:1056:GLU:HA	1:A:1059:ASN:HD21	1.52	0.72
1:A:1170:LEU:O	1:A:1170:LEU:HD13	1.87	0.72
2:B:131:LEU:C	2:B:182:ARG:HH21	1.94	0.72
2:B:371:VAL:CA	2:B:433:ASP:HB3	2.04	0.72
2:B:403:PHE:CE1	2:B:415:PRO:HD3	2.24	0.72
2:C:180:LYS:O	2:C:181:LEU:HD23	1.88	0.72
2:C:186:LEU:HD23	2:C:187:HIS:N	2.05	0.72
2:C:374:LEU:CD1	2:C:379:ALA:HA	2.19	0.72
1:D:371:LYS:HG3	1:D:396:CYS:CA	2.19	0.72
1:D:719:LEU:HG	1:D:720:THR:H	1.55	0.72
1:D:1006:ARG:NH2	1:D:1010:LEU:HD11	2.05	0.72
2:E:79:LEU:HA	2:E:100:GLY:H	1.55	0.72
2:E:255:TRP:HA	2:E:255:TRP:CE3	2.23	0.72
2:E:391:PRO:HG2	2:E:395:LEU:H	1.54	0.72
2:E:423:SER:O	2:E:424:SER:HB3	1.89	0.72
2:F:342:LEU:HB2	2:F:344:ARG:CD	2.20	0.72
1:A:452:TYR:N	1:A:869:ARG:NH2	2.37	0.71
1:A:955:TYR:CE2	1:A:1102:GLN:NE2	2.58	0.71
1:A:955:TYR:HD2	1:A:1098:ASN:OD1	1.72	0.71
1:A:1187:ARG:NH2	1:A:1212:ILE:O	2.23	0.71
2:B:234:LYS:O	2:B:236:GLU:HG3	1.89	0.71
2:C:92:LEU:HD21	2:C:344:ARG:HE	1.55	0.71
2:C:344:ARG:HA	2:C:347:LEU:CG	2.20	0.71
2:C:372:LEU:HD21	2:C:436:SER:HB2	1.72	0.71
2:C:383:VAL:HG23	2:C:439:PHE:O	1.89	0.71
2:C:430:SER:O	2:C:434:GLU:CG	2.37	0.71
1:D:275:ARG:CZ	1:D:843:GLN:H	2.01	0.71
1:D:744:ILE:HG12	1:D:745:PRO:CD	2.20	0.71
1:D:865:ALA:CB	1:D:1197:CYS:SG	2.78	0.71
1:D:884:TYR:OH	1:D:1142:ARG:NH1	2.23	0.71
1:D:960:PRO:HA	1:D:963:GLU:CG	2.19	0.71
1:D:976:GLN:O	1:D:980:GLU:HG3	1.89	0.71
1:D:1015:THR:HG23	1:D:1026:ARG:HB2	1.70	0.71
2:F:127:PRO:CD	2:F:128:VAL:N	2.48	0.71
2:F:185:LEU:HD12	2:F:236:GLU:HB2	1.72	0.71
2:F:402:LEU:O	2:F:406:LEU:HD13	1.89	0.71
1:A:73:PRO:C	1:A:74:LEU:HD22	2.09	0.71
1:A:515:ILE:HG22	1:A:516:GLU:N	2.04	0.71
1:A:564:GLN:HE21	1:A:564:GLN:N	1.87	0.71

Continued on next page...

Continued from previous page...

Atom-1	Atom-2	Interatomic distance (Å)	Clash overlap (Å)
2:B:277:ASP:CG	2:B:287:ASN:HD21	1.93	0.71
2:B:475:LEU:O	2:B:479:ILE:N	2.19	0.71
2:C:78:PHE:C	2:C:100:GLY:H	1.93	0.71
2:C:476:ILE:HD13	2:C:477:LYS:N	2.03	0.71
1:D:145:LYS:O	1:D:149:PRO:CD	2.37	0.71
1:D:281:GLN:HE21	1:D:287:SER:CB	2.03	0.71
1:D:845:VAL:HB	1:D:855:VAL:CG2	2.20	0.71
1:D:865:ALA:HA	1:D:872:SER:CA	2.20	0.71
2:E:336:LEU:HD23	2:E:337:SER:H	1.54	0.71
2:E:350:LEU:HD23	2:E:350:LEU:O	1.90	0.71
2:E:431:LYS:O	2:E:433:ASP:N	2.23	0.71
2:F:458:ARG:NE	2:F:459:ASP:O	2.20	0.71
1:A:129:PRO:O	1:A:131:TYR:CZ	2.44	0.71
1:A:157:LEU:HD11	1:A:195:LEU:HA	1.70	0.71
1:A:389:PHE:CD1	1:A:390:GLN:N	2.58	0.71
1:A:1025:LEU:O	1:A:1026:ARG:HG3	1.89	0.71
2:B:122:ARG:HB2	2:B:124:GLN:HE21	1.55	0.71
2:B:199:LEU:HD13	2:B:200:VAL:HG13	1.70	0.71
2:B:213:VAL:HG11	2:C:132:HIS:CE1	2.25	0.71
2:B:417:TYR:O	2:B:419:GLU:N	2.22	0.71
1:D:279:ARG:HH21	1:D:844:VAL:CG2	2.02	0.71
1:D:626:GLY:O	1:D:627:ARG:HB3	1.89	0.71
1:D:1027:LYS:HB2	1:D:1096:ARG:HG3	1.70	0.71
2:F:354:PHE:CZ	2:F:370:LYS:HD3	2.25	0.71
1:A:444:TYR:CE1	1:A:1206:MET:SD	2.83	0.71
1:A:612:LEU:CD2	1:A:620:TRP:HA	2.20	0.71
1:A:753:PRO:HB2	1:A:770:PHE:CZ	2.24	0.71
1:A:897:TRP:HE1	1:A:901:VAL:HG13	1.54	0.71
1:A:1040:LYS:HB3	1:A:1044:VAL:HG11	1.72	0.71
2:B:78:PHE:O	2:B:79:LEU:HB2	1.89	0.71
1:D:260:ASP:OD2	1:D:261:TRP:CE2	2.44	0.71
1:D:367:PRO:CD	1:D:368:PRO:CD	2.54	0.71
1:D:457:ARG:HH11	1:D:457:ARG:CB	2.04	0.71
1:D:714:GLY:O	1:D:716:PRO:HD3	1.89	0.71
1:D:1108:TYR:HA	1:D:1164:PHE:CE1	2.25	0.71
2:F:115:TRP:HH2	2:F:210:GLN:HG2	1.53	0.71
1:A:348:LEU:HD13	1:A:350:ILE:HD13	1.72	0.71
1:A:476:GLY:CA	1:A:711:ALA:HB1	2.19	0.71
1:A:1141:VAL:HG12	1:A:1142:ARG:O	1.91	0.71
2:B:308:ASP:HB3	2:B:309:HIS:CE1	2.25	0.71
2:C:317:GLY:HA3	2:C:320:SER:CB	2.19	0.71

Continued on next page...

Continued from previous page...

Atom-1	Atom-2	Interatomic distance (Å)	Clash overlap (Å)
2:C:396:ARG:HH11	2:C:397:GLN:CA	2.02	0.71
1:D:415:LEU:C	1:D:417:ARG:H	1.93	0.71
1:D:474:LEU:HD12	1:D:474:LEU:H	1.55	0.71
1:D:1008:LEU:O	1:D:1012:VAL:HG22	1.89	0.71
2:F:254:PHE:HE2	2:F:255:TRP:CE2	2.09	0.71
2:F:354:PHE:HE1	2:F:370:LYS:HB3	1.55	0.71
1:A:80:SER:OG	1:A:125:LEU:HD21	1.90	0.71
1:A:605:LEU:HA	1:A:781:ALA:CB	2.20	0.71
1:A:623:LEU:HD22	1:A:667:GLN:OE1	1.90	0.71
1:A:1019:TRP:HD1	1:A:1020:ILE:HG22	1.55	0.71
2:C:242:PHE:HA	2:C:334:CYS:O	1.91	0.71
2:C:317:GLY:HA2	2:C:320:SER:HB2	1.73	0.71
2:C:468:ILE:HG13	2:C:472:LYS:HE3	1.72	0.71
1:D:739:TYR:CG	1:D:740:ASN:N	2.59	0.71
1:D:1186:ASP:OD1	1:D:1187:ARG:N	2.23	0.71
2:E:441:VAL:HG12	2:E:442:LEU:N	2.06	0.71
2:F:67:GLU:O	2:F:71:GLU:HB3	1.90	0.71
2:F:131:LEU:C	2:F:182:ARG:HD3	2.10	0.71
2:F:267:ALA:HB3	2:F:270:PRO:HB3	1.72	0.71
1:A:297:MET:SD	1:A:411:LEU:CD2	2.77	0.71
1:A:496:LYS:O	1:A:516:GLU:HB2	1.90	0.71
1:A:576:LEU:HD12	1:A:577:CYS:HB2	1.71	0.71
1:A:606:THR:HG23	1:A:613:HIS:N	2.05	0.71
2:B:231:ILE:HD11	2:C:135:PRO:HG3	1.72	0.71
2:C:388:GLY:CA	2:C:444:THR:HG22	2.20	0.71
2:C:396:ARG:HD2	2:C:396:ARG:C	2.10	0.71
1:D:275:ARG:CZ	1:D:843:GLN:N	2.53	0.71
1:D:553:LYS:HD3	2:F:468:ILE:CG2	2.20	0.71
1:D:827:ARG:HD3	1:D:828:HIS:N	2.06	0.71
1:D:885:THR:HG22	1:D:1186:ASP:O	1.91	0.71
1:D:1206:MET:CE	1:D:1210:TYR:HA	2.20	0.71
2:F:190:LEU:CB	2:F:314:MET:HE1	2.20	0.71
1:A:348:LEU:O	1:A:350:ILE:N	2.23	0.71
1:A:458:GLU:O	1:A:461:LYS:HG2	1.90	0.71
1:A:482:ASP:OD2	1:A:483:PRO:HD2	1.89	0.71
1:A:1068:ASP:N	1:A:1071:ARG:CG	2.50	0.71
1:A:1153:LEU:HD13	1:A:1157:ASN:HD21	1.55	0.71
2:B:114:TRP:HE1	2:B:259:ARG:NE	1.88	0.71
2:B:211:ILE:HG12	2:B:237:ALA:CB	2.18	0.71
2:C:342:LEU:HB2	2:C:344:ARG:CD	2.19	0.71
1:D:305:SER:HB2	1:D:308:GLN:OE1	1.89	0.71

Continued on next page...

Continued from previous page...

Atom-1	Atom-2	Interatomic distance (Å)	Clash overlap (Å)
1:D:858:THR:HB	1:D:859:TRP:CD1	2.25	0.71
1:D:1197:CYS:C	1:D:1204:THR:OG1	2.29	0.71
2:E:86:LEU:HA	2:E:90:SER:CB	2.20	0.71
2:E:254:PHE:CE1	2:E:258:HIS:HB2	2.26	0.71
2:E:422:GLN:HG2	2:E:424:SER:N	2.03	0.71
2:F:209:ALA:CB	2:F:239:LEU:HA	2.21	0.71
2:F:456:ARG:CG	2:F:457:SER:H	1.94	0.71
2:F:485:VAL:OXT	2:F:485:VAL:HG22	1.90	0.71
1:A:174:GLY:HA2	1:A:220:TRP:N	2.04	0.71
1:A:468:ASN:HD21	1:A:578:PRO:HG3	1.56	0.71
1:A:577:CYS:CB	1:A:578:PRO:HD3	2.21	0.71
1:A:719:LEU:N	1:A:719:LEU:HD23	2.04	0.71
1:A:853:ARG:HH22	1:A:1105:ALA:CB	2.04	0.71
1:A:1200:PRO:HB2	1:A:1202:ASN:O	1.89	0.71
2:B:248:SER:O	2:B:252:LEU:HB2	1.91	0.71
2:C:125:VAL:CG2	2:C:208:LEU:HA	2.09	0.71
2:C:354:PHE:CZ	2:C:370:LYS:HD3	2.26	0.71
1:D:255:SER:OG	1:D:258:GLN:N	2.21	0.71
1:D:277:HIS:HB3	1:D:291:PHE:CE2	2.26	0.71
1:D:345:TRP:HA	1:D:1040:LYS:HZ2	1.53	0.71
1:D:633:LYS:HB3	1:D:638:THR:HG21	1.72	0.71
1:D:798:ILE:CG2	1:D:869:ARG:HH22	1.97	0.71
1:D:1023:GLN:HE22	1:D:1099:TRP:C	1.93	0.71
1:D:1131:ILE:HD11	1:D:1138:ARG:CB	2.19	0.71
2:E:199:LEU:HG	2:E:200:VAL:N	2.04	0.71
2:E:387:VAL:O	2:E:442:LEU:HD22	1.91	0.71
2:E:456:ARG:HG3	2:E:462:MET:C	2.10	0.71
2:F:306:LEU:HD21	2:F:310:GLU:CD	2.10	0.71
1:A:188:ALA:O	1:A:189:ILE:CG2	2.37	0.71
1:A:298:HIS:ND1	1:A:299:MET:N	2.38	0.71
1:A:436:PRO:HB2	1:A:879:GLN:CA	2.15	0.71
1:A:444:TYR:OH	1:A:1200:PRO:HG3	1.90	0.71
1:A:1066:THR:OG1	1:A:1073:PRO:CD	2.39	0.71
1:A:1124:ALA:HB1	1:A:1148:ARG:HG2	1.71	0.71
1:A:1141:VAL:HG11	1:A:1146:ARG:HA	1.73	0.71
2:C:120:VAL:HG23	2:C:121:PHE:N	2.06	0.71
2:C:240:VAL:HA	2:C:336:LEU:HB3	1.73	0.71
2:C:241:TRP:CA	2:C:336:LEU:HB2	2.21	0.71
2:C:247:THR:CB	2:C:251:TRP:HD1	2.03	0.71
1:D:78:MET:CB	1:D:1175:GLN:HB3	2.19	0.71
1:D:193:ARG:NH1	1:D:193:ARG:CA	2.54	0.71

Continued on next page...

Continued from previous page...

Atom-1	Atom-2	Interatomic distance (Å)	Clash overlap (Å)
1:D:420:HIS:NE2	1:D:1020:ILE:CG2	2.53	0.71
1:D:479:TYR:CD1	1:D:480:LYS:HG3	2.26	0.71
1:D:510:ALA:O	1:D:512:LYS:N	2.24	0.71
1:D:547:ALA:C	1:D:551:LYS:HE2	2.11	0.71
1:D:656:TYR:HD1	1:D:744:ILE:HD12	1.53	0.71
1:D:765:PRO:HG2	1:D:766:PHE:CD1	2.26	0.71
1:D:815:TRP:HA	1:D:838:GLY:CA	2.20	0.71
1:D:1165:ALA:HB3	1:D:1166:TYR:HE1	1.56	0.71
2:E:353:SER:OG	2:E:374:LEU:HG	1.88	0.71
2:E:377:CYS:HB3	2:E:483:LYS:HE3	1.72	0.71
2:E:382:LYS:CG	2:E:412:SER:HB2	2.16	0.71
2:F:421:MET:HG3	2:F:422:GLN:H	1.56	0.71
1:A:214:ALA:CB	1:A:219:ALA:HB3	2.20	0.70
1:A:247:LEU:HD23	1:A:248:GLU:OE1	1.91	0.70
1:A:767:ALA:O	1:A:771:LEU:HB2	1.91	0.70
1:A:950:ASN:HA	1:A:953:ARG:HG3	1.73	0.70
1:A:1008:LEU:C	1:A:1008:LEU:HD22	2.11	0.70
1:A:1029:GLN:NE2	1:A:1096:ARG:CZ	2.54	0.70
1:A:1043:VAL:HG22	1:A:1046:GLU:HB2	1.72	0.70
2:B:259:ARG:HB3	2:B:259:ARG:HH11	1.56	0.70
2:C:200:VAL:O	2:C:203:ARG:HB2	1.90	0.70
2:C:241:TRP:HB2	2:C:336:LEU:CG	2.21	0.70
1:D:79:LEU:HB3	1:D:83:LEU:HD11	1.73	0.70
1:D:458:GLU:OE2	2:F:264:ARG:HB3	1.90	0.70
1:D:550:GLN:N	1:D:551:LYS:CE	2.54	0.70
1:D:754:HIS:O	1:D:758:ASN:N	2.21	0.70
1:D:922:GLN:CG	1:D:931:LEU:HD13	2.18	0.70
2:E:79:LEU:O	2:E:100:GLY:HA3	1.91	0.70
2:E:239:LEU:HD23	2:E:338:VAL:HG21	1.72	0.70
2:E:294:PRO:HD2	2:E:351:TYR:CE2	2.25	0.70
2:E:307:GLY:HA2	2:E:334:CYS:CB	2.21	0.70
1:A:630:ASN:HD22	1:A:631:LEU:N	1.90	0.70
2:B:202:LYS:O	2:B:325:ARG:CZ	2.39	0.70
2:B:383:VAL:HG22	2:B:384:ALA:H	1.56	0.70
2:B:387:VAL:HG11	2:B:396:ARG:HB2	1.73	0.70
1:D:265:LEU:HD21	1:D:267:VAL:CA	2.21	0.70
1:D:297:MET:SD	1:D:415:LEU:HD22	2.31	0.70
1:D:1014:ARG:HD3	1:D:1026:ARG:NE	2.06	0.70
1:D:1232:GLU:HG3	1:D:1234:ARG:NE	2.06	0.70
2:E:320:SER:O	2:E:323:HIS:HD2	1.73	0.70
1:A:439:GLN:CG	1:A:836:LEU:N	2.54	0.70

Continued on next page...

Continued from previous page...

Atom-1	Atom-2	Interatomic distance (Å)	Clash overlap (Å)
1:A:472:GLN:CG	2:C:460:THR:HA	2.20	0.70
1:A:549:LEU:HD23	1:A:552:LEU:HD12	1.73	0.70
1:A:601:LYS:HZ1	1:A:721:ALA:HB1	1.55	0.70
1:A:608:ASP:HB3	1:A:779:LEU:CG	2.21	0.70
1:A:634:LEU:HD12	1:A:638:THR:HB	1.72	0.70
1:A:813:VAL:HG22	1:A:814:VAL:N	2.06	0.70
1:A:933:SER:HA	1:A:943:ARG:HG2	1.71	0.70
2:B:373:LYS:HA	2:B:458:ARG:CZ	2.22	0.70
2:C:239:LEU:O	2:C:338:VAL:HG12	1.92	0.70
1:D:576:LEU:HD12	1:D:577:CYS:N	2.06	0.70
1:D:732:TYR:N	1:D:732:TYR:CD2	2.59	0.70
1:D:801:TRP:HH2	1:D:805:HIS:CG	2.08	0.70
2:E:203:ARG:HH12	2:F:418:LEU:CD2	1.99	0.70
2:F:243:THR:OG1	2:F:334:CYS:CB	2.39	0.70
2:F:254:PHE:N	2:F:257:ARG:HH21	1.89	0.70
1:A:247:LEU:CD1	1:A:251:THR:HG21	2.21	0.70
1:A:355:SER:HA	1:A:407:PHE:CE1	2.26	0.70
1:A:515:ILE:CD1	1:A:568:GLY:O	2.40	0.70
1:A:627:ARG:O	1:A:628:ARG:HB3	1.90	0.70
1:A:655:LEU:O	1:A:719:LEU:HD12	1.91	0.70
1:A:771:LEU:H	1:A:771:LEU:CD2	2.02	0.70
2:C:299:LEU:HD23	2:C:299:LEU:H	1.54	0.70
2:C:439:PHE:CD1	2:C:458:ARG:HB2	2.25	0.70
2:C:470:LYS:HE3	2:C:471:LEU:HD21	1.74	0.70
1:D:203:LEU:CB	1:D:380:GLY:HA3	2.17	0.70
1:D:225:SER:HA	1:D:228:LEU:HD21	1.72	0.70
1:D:374:ARG:CB	1:D:392:LEU:HD11	2.21	0.70
1:D:598:VAL:HG12	1:D:602:LEU:HD11	1.73	0.70
1:D:885:THR:HB	1:D:1146:ARG:CD	2.17	0.70
1:D:1192:GLU:HG2	1:D:1192:GLU:O	1.89	0.70
2:E:109:ASN:ND2	2:E:378:LEU:HB3	2.06	0.70
2:E:249:ASN:HD21	2:E:285:LYS:CE	1.97	0.70
2:F:239:LEU:H	2:F:338:VAL:HG13	1.55	0.70
2:F:454:HIS:CB	2:F:466:MET:CB	2.66	0.70
1:A:1212:ILE:CG2	1:A:1213:PRO:N	2.55	0.70
2:C:214:CYS:SG	2:C:236:GLU:HG3	2.32	0.70
2:C:471:LEU:HA	2:C:474:PHE:HD2	1.54	0.70
1:D:190:PRO:C	1:D:192:GLU:N	2.44	0.70
1:D:266:VAL:O	1:D:266:VAL:HG13	1.91	0.70
1:D:278:ILE:HD13	1:D:291:PHE:HD1	1.55	0.70
1:D:401:TRP:HA	1:D:404:HIS:CD2	2.26	0.70

Continued on next page...

Continued from previous page...

Atom-1	Atom-2	Interatomic distance (Å)	Clash overlap (Å)
1:D:576:LEU:CG	1:D:579:ARG:HE	2.05	0.70
1:D:623:LEU:O	1:D:623:LEU:HG	1.89	0.70
1:D:1158:LEU:HG	1:D:1159:LEU:H	1.56	0.70
2:E:441:VAL:HG12	2:E:442:LEU:H	1.57	0.70
2:F:394:GLU:CD	2:F:394:GLU:H	1.92	0.70
1:A:125:LEU:CD2	1:A:125:LEU:N	2.50	0.70
1:A:239:LEU:O	1:A:241:PRO:CD	2.38	0.70
1:A:1019:TRP:HZ3	1:A:1164:PHE:HA	1.56	0.70
1:A:1066:THR:OG1	1:A:1071:ARG:HB3	1.91	0.70
2:C:125:VAL:HG23	2:C:126:PHE:H	1.57	0.70
1:D:127:LEU:CD2	1:D:129:PRO:HD3	2.20	0.70
1:D:474:LEU:H	1:D:474:LEU:CD1	2.04	0.70
1:D:601:LYS:HG2	1:D:721:ALA:CB	2.21	0.70
1:D:603:MET:HB3	1:D:605:LEU:CD2	2.22	0.70
1:D:810:SER:OG	1:D:811:GLN:N	2.24	0.70
2:E:118:VAL:HG13	2:E:119:VAL:H	1.57	0.70
2:F:326:ASP:CG	2:F:327:GLY:N	2.42	0.70
1:A:169:TRP:CE3	1:A:390:GLN:O	2.45	0.70
1:A:606:THR:HG22	1:A:614:TYR:CD2	2.27	0.70
1:A:869:ARG:HG3	1:A:869:ARG:NH1	2.06	0.70
1:A:883:GLY:C	1:A:884:TYR:CD1	2.64	0.70
2:B:199:LEU:CD1	2:B:200:VAL:HG13	2.22	0.70
2:C:207:GLY:HA2	2:C:240:VAL:O	1.91	0.70
2:C:342:LEU:HB2	2:C:344:ARG:HB2	1.74	0.70
2:C:351:TYR:O	2:C:352:ASP:C	2.27	0.70
2:C:393:LEU:O	2:C:397:GLN:N	2.23	0.70
2:C:455:LEU:CA	2:C:456:ARG:HE	2.04	0.70
1:D:597:ARG:HH11	1:D:724:GLY:C	1.94	0.70
1:D:612:LEU:HD13	1:D:612:LEU:H	1.53	0.70
2:E:114:TRP:HH2	2:E:238:SER:O	1.75	0.70
2:E:326:ASP:H	2:E:331:VAL:HG12	1.55	0.70
2:E:430:SER:O	2:E:434:GLU:HG2	1.91	0.70
1:A:273:PHE:C	1:A:276:ALA:HB3	2.12	0.70
1:A:282:TYR:O	1:A:283:LEU:CB	2.39	0.70
1:A:412:PRO:CG	1:A:413:LEU:H	2.05	0.70
1:A:448:ALA:CA	1:A:870:VAL:HG13	2.21	0.70
1:A:783:PRO:HG2	2:C:363:ARG:NH1	2.07	0.70
2:B:204:LEU:HD12	2:B:325:ARG:N	2.05	0.70
1:D:371:LYS:CA	1:D:374:ARG:HD2	2.22	0.70
1:D:420:HIS:CD2	1:D:1020:ILE:CD1	2.69	0.70
1:D:607:TRP:HD1	1:D:779:LEU:HA	1.56	0.70

Continued on next page...

Continued from previous page...

Atom-1	Atom-2	Interatomic distance (Å)	Clash overlap (Å)
1:D:892:ASP:C	1:D:892:ASP:OD2	2.30	0.70
2:F:446:THR:CG2	2:F:450:ASN:OD1	2.35	0.70
2:F:452:LEU:O	2:F:453:ILE:CG1	2.39	0.70
1:A:192:GLU:HB3	1:A:217:PRO:CG	2.18	0.70
1:A:211:LEU:HD12	1:A:221:TYR:HB3	1.73	0.70
1:A:402:ALA:O	1:A:406:VAL:HG13	1.92	0.70
1:A:417:ARG:HG2	1:A:417:ARG:HH11	1.57	0.70
1:A:451:THR:HG21	1:A:1202:ASN:CB	2.22	0.70
1:A:831:TYR:N	1:A:831:TYR:CD1	2.59	0.70
1:A:900:ALA:CA	1:A:915:ALA:HB1	2.22	0.70
2:B:117:SER:HB2	2:B:262:TRP:HE1	1.54	0.70
2:B:215:PHE:O	2:B:216:HIS:HB2	1.91	0.70
2:C:200:VAL:HG11	2:C:204:LEU:HB2	1.74	0.70
2:C:263:TRP:CZ2	2:C:301:GLU:OE2	2.45	0.70
2:C:344:ARG:HA	2:C:347:LEU:CD2	2.22	0.70
2:C:375:HIS:ND1	2:C:376:PRO:HD2	2.06	0.70
2:C:389:ARG:CZ	2:C:390:GLY:HA3	2.20	0.70
1:D:107:LEU:N	1:D:107:LEU:HD23	2.06	0.70
1:D:121:PRO:CB	1:D:1175:GLN:HE22	2.04	0.70
1:D:633:LYS:CD	1:D:638:THR:HG21	2.22	0.70
1:D:737:GLY:O	1:D:741:ASP:OD1	2.10	0.70
1:D:774:MET:O	1:D:779:LEU:O	2.10	0.70
1:D:832:ASP:O	1:D:833:GLU:HB2	1.92	0.70
1:D:889:ALA:HB3	1:D:1180:PHE:CE1	2.27	0.70
1:D:993:ARG:O	1:D:993:ARG:HD3	1.92	0.70
1:D:1118:TRP:O	1:D:1122:GLU:HG2	1.92	0.70
2:F:241:TRP:HZ3	2:F:255:TRP:CE2	2.08	0.70
1:A:174:GLY:O	1:A:175:TRP:CG	2.44	0.70
1:A:603:MET:HE3	1:A:791:ALA:HB1	1.74	0.70
1:A:821:LEU:CD1	1:A:825:VAL:HB	2.22	0.70
1:A:827:ARG:HA	1:A:831:TYR:OH	1.91	0.70
1:A:1031:GLU:O	1:A:1032:THR:HB	1.91	0.70
2:C:127:PRO:CD	2:C:128:VAL:H	1.98	0.70
1:D:267:VAL:HG21	1:D:291:PHE:HE2	1.56	0.70
1:D:294:THR:CG2	1:D:407:PHE:CE2	2.70	0.70
1:D:374:ARG:HG2	1:D:374:ARG:HH11	1.57	0.70
1:D:500:ALA:HB2	1:D:521:PRO:HG3	1.72	0.70
1:D:527:GLN:HE21	1:D:528:GLU:HB3	1.56	0.70
1:D:569:HIS:N	1:D:570:PRO:CD	2.55	0.70
1:D:933:SER:HB2	1:D:943:ARG:CD	2.20	0.70
1:D:944:GLU:HB3	1:D:1071:ARG:HD3	1.74	0.70

Continued on next page...

Continued from previous page...

Atom-1	Atom-2	Interatomic distance (Å)	Clash overlap (Å)
1:D:1014:ARG:HD3	1:D:1026:ARG:CG	2.21	0.70
1:D:1175:GLN:C	1:D:1177:VAL:H	1.94	0.70
1:D:1198:LYS:HD2	1:D:1204:THR:HB	1.73	0.70
2:E:437:ILE:HD12	2:E:437:ILE:N	2.04	0.70
2:F:213:VAL:HA	2:F:235:THR:HA	1.72	0.70
2:F:342:LEU:HB2	2:F:344:ARG:HD3	1.72	0.70
2:F:382:LYS:HD3	2:F:411:ILE:CG1	2.18	0.70
2:F:467:HIS:HB3	2:F:470:LYS:HE2	1.74	0.70
2:F:471:LEU:CD1	2:F:471:LEU:H	1.67	0.70
1:A:77:GLN:HB2	1:A:1174:PRO:HB3	1.72	0.69
1:A:107:LEU:HB2	1:A:113:TRP:HE1	1.54	0.69
1:A:211:LEU:HG	1:A:221:TYR:HB3	1.74	0.69
1:A:886:LEU:N	1:A:886:LEU:HD23	2.07	0.69
1:A:927:ARG:CG	1:A:928:GLY:N	2.53	0.69
1:D:370:GLU:O	1:D:371:LYS:HB2	1.92	0.69
1:D:600:PRO:CG	1:D:616:GLU:HB3	2.21	0.69
2:E:88:ARG:N	2:E:88:ARG:HD3	2.07	0.69
2:F:342:LEU:CB	2:F:344:ARG:HD3	2.22	0.69
1:A:869:ARG:CA	1:A:1200:PRO:HA	2.22	0.69
1:A:891:VAL:CA	1:A:1180:PHE:HE1	2.03	0.69
1:A:1209:ARG:HH12	2:C:256:LEU:HB3	1.57	0.69
2:B:394:GLU:O	2:B:398:VAL:HG23	1.92	0.69
2:C:241:TRP:HZ3	2:C:255:TRP:NE1	1.89	0.69
1:D:205:GLU:OE1	1:D:205:GLU:HA	1.91	0.69
1:D:256:PRO:HB3	1:D:281:GLN:CG	2.22	0.69
1:D:381:THR:CG2	1:D:385:ILE:HB	2.21	0.69
1:D:436:PRO:O	1:D:879:GLN:HB3	1.92	0.69
1:D:547:ALA:C	1:D:551:LYS:CE	2.61	0.69
1:D:658:LYS:HE3	1:D:713:PRO:CB	2.21	0.69
1:D:660:CYS:HB2	1:D:745:PRO:CD	2.21	0.69
1:D:845:VAL:HG23	1:D:855:VAL:HB	1.74	0.69
1:D:1008:LEU:HA	1:D:1011:PRO:HG3	1.73	0.69
2:F:81:GLY:HA3	2:F:97:PRO:HB2	1.75	0.69
2:F:94:GLY:HA2	2:F:96:HIS:CE1	2.27	0.69
1:A:483:PRO:HB3	1:A:712:VAL:HG11	1.73	0.69
1:A:540:GLN:O	1:A:543:VAL:HG12	1.93	0.69
1:A:869:ARG:O	1:A:1200:PRO:HA	1.91	0.69
1:A:886:LEU:N	1:A:1146:ARG:HH21	1.88	0.69
1:A:992:LEU:HD12	1:A:993:ARG:H	1.56	0.69
2:C:251:TRP:HA	2:C:251:TRP:HE3	1.57	0.69
2:C:363:ARG:HA	2:C:363:ARG:NH1	2.05	0.69

Continued on next page...

Continued from previous page...

Atom-1	Atom-2	Interatomic distance (Å)	Clash overlap (Å)
2:C:435:MET:O	2:C:436:SER:HB3	1.90	0.69
1:D:177:ARG:O	1:D:179:GLY:N	2.25	0.69
1:D:656:TYR:HE1	1:D:743:ASP:CG	1.96	0.69
1:D:798:ILE:CA	1:D:869:ARG:CZ	2.69	0.69
1:D:891:VAL:HG11	1:D:1135:ASP:CA	2.22	0.69
1:D:1111:LEU:HD22	1:D:1164:PHE:CE1	2.28	0.69
2:E:214:CYS:HB2	2:E:236:GLU:HB2	1.73	0.69
2:E:387:VAL:CG1	2:E:416:GLY:HA3	2.23	0.69
2:F:113:GLU:O	2:F:116:THR:HG23	1.93	0.69
2:F:371:VAL:HG23	2:F:433:ASP:C	2.12	0.69
2:F:389:ARG:O	2:F:392:THR:HA	1.92	0.69
1:A:195:LEU:HD23	1:A:217:PRO:HD2	1.73	0.69
1:A:211:LEU:CG	1:A:221:TYR:HB3	2.22	0.69
1:A:634:LEU:CG	1:A:635:PRO:HA	2.22	0.69
1:A:658:LYS:O	1:A:662:GLU:HG2	1.93	0.69
1:A:737:GLY:O	1:A:741:ASP:OD2	2.10	0.69
1:A:827:ARG:HG3	1:A:828:HIS:N	2.08	0.69
2:B:269:SER:HB2	2:B:352:ASP:OD1	1.92	0.69
2:C:134:LYS:HB3	2:C:180:LYS:CE	2.23	0.69
2:C:403:PHE:O	2:C:407:LEU:N	2.23	0.69
1:D:457:ARG:C	1:D:460:LYS:CE	2.60	0.69
1:D:516:GLU:HA	1:D:565:HIS:CE1	2.26	0.69
1:D:556:THR:OG1	2:F:452:LEU:CD2	2.41	0.69
2:E:455:LEU:HD23	2:E:464:GLU:O	1.91	0.69
1:A:192:GLU:CA	1:A:217:PRO:HG2	2.22	0.69
1:A:667:GLN:C	1:A:670:PRO:HD2	2.12	0.69
1:A:732:TYR:HE1	1:A:755:LYS:CA	2.03	0.69
1:A:1199:THR:CA	1:A:1200:PRO:C	2.52	0.69
2:B:72:ILE:HD12	2:B:372:LEU:HD11	1.74	0.69
2:B:261:GLN:CA	2:B:264:ARG:HE	2.05	0.69
2:C:341:ASP:C	2:C:342:LEU:HD13	2.13	0.69
1:D:348:LEU:HD11	1:D:350:ILE:HD11	1.75	0.69
1:D:788:GLY:O	1:D:791:ALA:N	2.24	0.69
1:D:887:VAL:CG2	1:D:1146:ARG:CZ	2.69	0.69
1:D:1209:ARG:NH2	2:F:253:ASP:N	2.40	0.69
2:E:85:GLN:HB3	2:E:97:PRO:HG3	1.75	0.69
2:E:116:THR:O	2:E:120:VAL:HG12	1.92	0.69
2:F:254:PHE:HE2	2:F:255:TRP:CZ2	2.11	0.69
1:A:115:GLN:N	1:A:116:PRO:CD	2.56	0.69
1:A:624:VAL:C	1:A:626:GLY:N	2.43	0.69
1:A:653:GLU:HG3	1:A:656:TYR:HE1	1.58	0.69

Continued on next page...

Continued from previous page...

Atom-1	Atom-2	Interatomic distance (Å)	Clash overlap (Å)
1:A:769:ASP:O	1:A:773:LYS:HG3	1.91	0.69
1:A:792:LEU:HA	1:A:795:ASN:OD1	1.91	0.69
1:A:1199:THR:HA	1:A:1201:SER:N	2.07	0.69
2:B:78:PHE:CG	2:B:102:LEU:HB2	2.27	0.69
2:B:324:GLY:CA	2:B:325:ARG:NH2	2.55	0.69
2:C:439:PHE:HD1	2:C:458:ARG:HG3	1.54	0.69
2:C:455:LEU:N	2:C:455:LEU:HD12	2.08	0.69
1:D:85:GLU:OE1	1:D:130:LEU:HD22	1.92	0.69
1:D:127:LEU:HD22	1:D:129:PRO:CD	2.22	0.69
1:D:768:LYS:CD	1:D:769:ASP:N	2.55	0.69
1:D:768:LYS:C	1:D:772:PRO:HD2	2.13	0.69
1:D:992:LEU:HD23	1:D:997:LEU:HD12	1.73	0.69
1:D:1192:GLU:OE2	1:D:1195:MET:SD	2.51	0.69
1:D:1197:CYS:N	1:D:1204:THR:CG2	2.54	0.69
2:E:254:PHE:HB2	2:E:257:ARG:NH1	2.03	0.69
2:E:384:ALA:O	2:E:414:TRP:N	2.26	0.69
1:A:285:GLN:C	1:A:1128:ARG:NH2	2.46	0.69
1:A:741:ASP:OD1	1:A:742:VAL:N	2.25	0.69
1:A:805:HIS:ND1	1:A:805:HIS:C	2.45	0.69
2:B:234:LYS:HE2	2:B:234:LYS:N	2.07	0.69
2:C:435:MET:O	2:C:436:SER:CB	2.40	0.69
1:D:127:LEU:O	1:D:130:LEU:HD21	1.93	0.69
1:D:648:PRO:CD	1:D:649:TYR:H	2.01	0.69
2:E:289:LEU:O	2:E:299:LEU:HA	1.92	0.69
2:E:391:PRO:HD2	2:E:395:LEU:HB2	1.73	0.69
2:F:81:GLY:CA	2:F:97:PRO:HB2	2.22	0.69
2:F:314:MET:HB3	2:F:315:TYR:CD2	2.28	0.69
2:F:374:LEU:CD1	2:F:379:ALA:HA	2.21	0.69
1:A:165:LYS:O	1:A:167:PRO:HD3	1.92	0.69
1:A:183:GLU:OE1	1:A:184:ALA:HB2	1.93	0.69
1:A:213:VAL:HG13	1:A:221:TYR:HH	1.53	0.69
1:A:352:SER:O	1:A:358:LEU:CD2	2.40	0.69
1:A:363:ARG:HD2	1:A:406:VAL:CB	2.16	0.69
1:A:451:THR:OG1	1:A:1202:ASN:ND2	2.26	0.69
1:A:559:LEU:HB3	1:A:560:PRO:CD	2.22	0.69
1:A:926:SER:O	1:A:927:ARG:CB	2.41	0.69
1:A:963:GLU:O	1:A:967:MET:HG3	1.93	0.69
1:A:992:LEU:HD13	1:A:993:ARG:H	1.57	0.69
1:A:1006:ARG:HH22	1:A:1010:LEU:HD11	1.56	0.69
1:A:1193:VAL:CG2	1:A:1194:THR:N	2.55	0.69
2:B:99:PHE:CE1	2:B:343:ASP:OD1	2.46	0.69

Continued on next page...

Continued from previous page...

Atom-1	Atom-2	Interatomic distance (Å)	Clash overlap (Å)
2:B:383:VAL:HG22	2:B:384:ALA:N	2.07	0.69
2:C:81:GLY:HA3	2:C:97:PRO:CG	2.23	0.69
2:C:241:TRP:CD1	2:C:243:THR:HG23	2.28	0.69
2:C:307:GLY:HA2	2:C:335:VAL:HG12	1.75	0.69
2:C:357:THR:C	2:C:359:ASN:H	1.97	0.69
2:C:388:GLY:O	2:C:395:LEU:HD13	1.92	0.69
2:C:388:GLY:HA3	2:C:444:THR:HG22	1.73	0.69
1:D:167:PRO:O	1:D:169:TRP:N	2.25	0.69
1:D:273:PHE:HA	1:D:276:ALA:H	1.58	0.69
1:D:279:ARG:CB	1:D:841:LEU:HB2	2.22	0.69
1:D:606:THR:OG1	1:D:614:TYR:CZ	2.46	0.69
1:D:641:GLU:O	1:D:650:ARG:HD3	1.91	0.69
1:D:1047:ARG:O	1:D:1050:LYS:N	2.26	0.69
1:D:1107:ASP:O	1:D:1111:LEU:HD13	1.93	0.69
2:E:371:VAL:CG1	2:E:372:LEU:N	2.55	0.69
2:E:439:PHE:CZ	2:E:478:TYR:CE1	2.81	0.69
2:F:207:GLY:HA3	2:F:239:LEU:HD11	1.75	0.69
1:A:107:LEU:HD12	1:A:112:LEU:HD13	1.74	0.69
1:A:451:THR:C	1:A:869:ARG:HH22	1.95	0.69
1:A:462:SER:OG	1:A:463:LEU:N	2.21	0.69
1:A:719:LEU:O	1:A:722:ARG:HG3	1.93	0.69
1:A:827:ARG:HA	1:A:831:TYR:CE1	2.28	0.69
1:A:853:ARG:NH2	1:A:1105:ALA:CB	2.55	0.69
1:A:951:TYR:HB3	1:A:955:TYR:HE1	1.58	0.69
2:C:341:ASP:O	2:C:342:LEU:CD1	2.38	0.69
2:C:389:ARG:HG3	2:C:390:GLY:H	1.57	0.69
1:D:76:ILE:HB	1:D:911:HIS:CE1	2.27	0.69
1:D:483:PRO:O	1:D:486:TRP:CB	2.41	0.69
1:D:656:TYR:CB	1:D:744:ILE:HG21	2.22	0.69
1:D:725:PRO:O	1:D:726:LYS:HB2	1.92	0.69
1:D:742:VAL:HG13	1:D:743:ASP:N	2.07	0.69
1:D:801:TRP:HD1	1:D:869:ARG:HH21	1.38	0.69
1:D:826:ILE:HB	1:D:831:TYR:HE2	1.56	0.69
1:D:872:SER:OG	1:D:1200:PRO:CD	2.40	0.69
1:D:946:ALA:HA	1:D:949:PHE:CD2	2.28	0.69
1:D:996:ARG:H	1:D:996:ARG:CZ	2.05	0.69
2:E:183:GLU:HG3	2:E:216:HIS:CD2	2.28	0.69
2:E:193:TYR:CD2	2:E:322:LEU:HD22	2.27	0.69
2:F:254:PHE:HA	2:F:257:ARG:HH21	1.56	0.69
2:F:356:LEU:HD22	2:F:359:ASN:OD1	1.93	0.69
1:A:86:GLN:O	1:A:87:ILE:HG13	1.92	0.69

Continued on next page...

Continued from previous page...

Atom-1	Atom-2	Interatomic distance (Å)	Clash overlap (Å)
1:A:192:GLU:CD	1:A:193:ARG:N	2.46	0.69
1:A:214:ALA:CA	1:A:401:TRP:CZ2	2.75	0.69
1:A:363:ARG:CZ	1:A:406:VAL:HA	2.22	0.69
1:A:373:PRO:HD2	1:A:374:ARG:HH11	1.58	0.69
1:A:623:LEU:HD23	1:A:623:LEU:H	1.58	0.69
1:A:850:ILE:HG12	1:A:1099:TRP:NE1	2.07	0.69
1:A:1024:ASP:O	1:A:1026:ARG:HD2	1.92	0.69
1:A:1114:VAL:N	1:A:1117:LYS:HZ2	1.90	0.69
2:B:199:LEU:HD23	2:C:77:HIS:CD2	2.27	0.69
2:C:303:LEU:C	2:C:337:SER:CB	2.60	0.69
1:D:167:PRO:HD2	1:D:168:ALA:H	1.55	0.69
1:D:307:PHE:H	1:D:307:PHE:HD1	1.39	0.69
1:D:1197:CYS:C	1:D:1204:THR:HG1	1.95	0.69
1:D:1231:LEU:CG	1:D:1232:GLU:H	1.83	0.69
2:E:371:VAL:HG12	2:E:372:LEU:N	2.07	0.69
2:E:419:GLU:HA	2:F:203:ARG:HH22	1.54	0.69
2:E:450:ASN:HD22	2:E:452:LEU:HD21	1.57	0.69
2:F:114:TRP:NE1	2:F:259:ARG:NH2	2.40	0.69
2:F:272:ASN:HB3	2:F:292:ASN:HB2	1.73	0.69
2:F:344:ARG:HA	2:F:347:LEU:HB2	1.73	0.69
2:F:344:ARG:HA	2:F:347:LEU:HD13	1.75	0.69
2:F:355:GLN:O	2:F:357:THR:N	2.25	0.69
2:F:389:ARG:CZ	2:F:390:GLY:HA3	2.23	0.69
1:A:230:GLU:CD	1:A:231:GLU:H	1.91	0.68
1:A:420:HIS:ND1	1:A:421:PRO:HD2	2.08	0.68
1:A:453:GLU:O	1:A:454:GLU:C	2.31	0.68
1:A:559:LEU:HD23	1:A:560:PRO:HD2	1.74	0.68
1:A:601:LYS:NZ	1:A:616:GLU:HG2	2.07	0.68
1:A:853:ARG:NH2	1:A:1105:ALA:HB3	2.07	0.68
1:A:951:TYR:O	1:A:954:ILE:HB	1.93	0.68
2:B:115:TRP:CZ2	2:C:108:LYS:HD3	2.29	0.68
2:C:402:LEU:HG	2:C:472:LYS:HZ3	1.58	0.68
2:C:443:VAL:CG1	2:C:447:THR:HG21	2.22	0.68
1:D:283:LEU:HG	1:D:814:VAL:HG23	1.74	0.68
1:D:356:LEU:CD1	1:D:369:LEU:CD2	2.64	0.68
1:D:457:ARG:C	1:D:460:LYS:HE3	2.12	0.68
1:D:496:LYS:HE3	1:D:571:GLY:HA2	1.73	0.68
1:D:595:GLN:O	1:D:596:MET:C	2.31	0.68
1:D:990:LYS:HG2	1:D:1000:GLU:HB2	1.73	0.68
1:D:1019:TRP:HD1	1:D:1020:ILE:HG22	1.57	0.68
1:D:1232:GLU:CG	1:D:1234:ARG:HB2	2.22	0.68

Continued on next page...

Continued from previous page...

Atom-1	Atom-2	Interatomic distance (Å)	Clash overlap (Å)
2:E:82:SER:N	2:E:85:GLN:HG3	2.04	0.68
2:E:456:ARG:NE	2:E:463:LYS:HE3	2.07	0.68
1:A:564:GLN:CA	1:A:567:PRO:HD2	2.23	0.68
1:A:607:TRP:CH2	1:A:671:GLN:HA	2.27	0.68
1:A:659:HIS:CB	1:A:719:LEU:HD12	2.17	0.68
1:A:997:LEU:CD2	1:A:998:SER:N	2.51	0.68
1:A:1030:ARG:HD3	1:A:1091:GLU:OE1	1.91	0.68
1:A:1129:PHE:HD2	1:A:1138:ARG:O	1.76	0.68
1:A:1223:ILE:O	1:A:1227:THR:HG23	1.93	0.68
2:C:353:SER:HB2	2:C:373:LYS:O	1.94	0.68
2:C:444:THR:H	2:C:447:THR:HG23	1.58	0.68
1:D:312:TRP:HH2	1:D:346:ASP:O	1.75	0.68
1:D:482:ASP:HB2	1:D:483:PRO:HD2	1.74	0.68
1:D:491:ASP:OD2	1:D:578:PRO:HB3	1.94	0.68
1:D:651:ALA:O	1:D:655:LEU:HD23	1.93	0.68
1:D:656:TYR:CD1	1:D:743:ASP:HB2	2.28	0.68
1:D:767:ALA:HB3	1:D:771:LEU:HD22	1.75	0.68
1:D:887:VAL:N	1:D:1146:ARG:NH1	2.39	0.68
2:F:244:PRO:CD	2:F:247:THR:CG2	2.71	0.68
1:A:190:PRO:CB	1:A:192:GLU:HG3	2.23	0.68
1:A:192:GLU:HB2	1:A:195:LEU:HD21	1.75	0.68
1:A:203:LEU:HD12	1:A:379:LYS:C	2.13	0.68
1:A:222:SER:CB	1:A:223:TRP:HD1	2.02	0.68
1:A:307:PHE:H	1:A:307:PHE:HD1	1.42	0.68
1:A:374:ARG:HH11	1:A:374:ARG:CG	2.06	0.68
1:A:476:GLY:HA3	1:A:711:ALA:HB1	1.76	0.68
1:A:734:HIS:HA	1:A:752:LEU:HD11	1.76	0.68
2:B:217:PRO:O	2:B:230:SER:O	2.12	0.68
1:D:369:LEU:HB3	1:D:372:GLU:HG3	1.74	0.68
1:D:414:PHE:O	1:D:417:ARG:HB2	1.94	0.68
1:D:424:LEU:HD23	1:D:424:LEU:N	2.07	0.68
1:D:440:ASN:OD1	1:D:1210:TYR:O	2.11	0.68
1:D:814:VAL:O	1:D:838:GLY:HA3	1.94	0.68
1:D:856:GLU:HB2	1:D:860:LEU:H	1.58	0.68
1:D:952:GLY:O	1:D:954:ILE:O	2.10	0.68
1:D:1027:LYS:HG3	1:D:1091:GLU:HA	1.74	0.68
1:D:1202:ASN:O	1:D:1205:GLY:N	2.27	0.68
2:E:187:HIS:CA	2:E:190:LEU:HD22	2.22	0.68
2:E:460:THR:O	2:E:461:THR:HG22	1.93	0.68
2:F:81:GLY:HA3	2:F:97:PRO:CD	2.23	0.68
2:F:203:ARG:HG2	2:F:325:ARG:NE	2.08	0.68

Continued on next page...

Continued from previous page...

Atom-1	Atom-2	Interatomic distance (Å)	Clash overlap (Å)
1:A:297:MET:SD	1:A:411:LEU:CB	2.80	0.68
1:A:299:MET:CE	1:A:353:VAL:HB	2.24	0.68
1:A:582:ASP:N	1:A:583:PRO:CD	2.56	0.68
1:A:630:ASN:ND2	1:A:632:ALA:H	1.92	0.68
1:A:713:PRO:HA	1:A:719:LEU:HD13	1.75	0.68
1:A:767:ALA:HB3	1:A:771:LEU:CD2	2.24	0.68
1:A:974:THR:CG2	1:A:975:GLN:N	2.56	0.68
1:A:1199:THR:HA	1:A:1200:PRO:O	1.93	0.68
2:B:116:THR:HA	2:B:120:VAL:CG2	2.24	0.68
2:B:417:TYR:C	2:B:419:GLU:H	1.97	0.68
2:C:239:LEU:HG	2:C:336:LEU:HD13	1.75	0.68
2:C:357:THR:HA	2:C:370:LYS:HZ1	1.55	0.68
1:D:131:TYR:HB3	1:D:138:HIS:CE1	2.29	0.68
1:D:167:PRO:CD	1:D:168:ALA:N	2.56	0.68
1:D:203:LEU:HD23	1:D:203:LEU:O	1.93	0.68
1:D:659:HIS:NE2	1:D:719:LEU:HB2	2.08	0.68
1:D:880:ALA:CB	1:D:1187:ARG:O	2.39	0.68
1:D:1129:PHE:HB3	1:D:1139:TYR:HA	1.75	0.68
1:D:1138:ARG:HH22	1:D:1191:LYS:HE2	1.57	0.68
2:E:318:ASN:O	2:E:321:LYS:N	2.18	0.68
2:E:443:VAL:CG2	2:E:453:ILE:HG21	2.20	0.68
2:F:78:PHE:CD1	2:F:102:LEU:HD22	2.29	0.68
1:A:167:PRO:HB2	1:A:177:ARG:CZ	2.24	0.68
1:A:286:GLY:O	1:A:287:SER:HB3	1.91	0.68
1:A:577:CYS:CB	1:A:578:PRO:CD	2.72	0.68
1:A:890:ASP:CG	1:A:1191:LYS:NZ	2.47	0.68
2:B:211:ILE:HG23	2:B:237:ALA:HB2	1.73	0.68
2:B:288:LYS:HG2	2:B:302:THR:HG22	1.74	0.68
1:D:131:TYR:HB3	1:D:138:HIS:HE1	1.58	0.68
1:D:275:ARG:NH1	1:D:843:GLN:NE2	2.40	0.68
1:D:307:PHE:HA	1:D:310:SER:OG	1.94	0.68
1:D:623:LEU:HD22	1:D:667:GLN:OE1	1.94	0.68
1:D:645:VAL:HG13	1:D:650:ARG:CG	2.23	0.68
1:D:739:TYR:CD2	1:D:740:ASN:N	2.62	0.68
1:D:770:PHE:HA	1:D:773:LYS:HG3	1.76	0.68
2:E:377:CYS:HA	2:E:380:PRO:HG2	1.74	0.68
2:E:411:ILE:HD12	2:E:411:ILE:N	2.09	0.68
2:E:450:ASN:HB3	2:E:452:LEU:CD2	2.23	0.68
2:F:268:MET:N	2:F:352:ASP:OD2	2.27	0.68
1:A:245:ILE:O	1:A:248:GLU:CD	2.32	0.68
1:A:498:LYS:O	1:A:499:LYS:HB3	1.91	0.68

Continued on next page...

Continued from previous page...

Atom-1	Atom-2	Interatomic distance (Å)	Clash overlap (Å)
1:A:597:ARG:CB	1:A:616:GLU:OE1	2.40	0.68
1:A:741:ASP:CG	1:A:742:VAL:HG23	2.13	0.68
1:A:865:ALA:O	1:A:868:ASP:OD2	2.12	0.68
1:A:884:TYR:HD1	1:A:884:TYR:N	1.91	0.68
2:B:479:ILE:HG22	2:B:480:SER:N	2.07	0.68
2:C:132:HIS:HA	2:C:182:ARG:HG3	1.75	0.68
2:C:206:TYR:O	2:C:241:TRP:CD1	2.47	0.68
2:C:471:LEU:HA	2:C:474:PHE:CD2	2.28	0.68
1:D:347:TRP:HE1	1:D:349:ASP:CG	1.96	0.68
1:D:736:ASN:HA	1:D:750:PHE:CZ	2.28	0.68
1:D:922:GLN:NE2	1:D:931:LEU:HD13	2.08	0.68
2:F:203:ARG:HB3	2:F:204:LEU:HD12	1.76	0.68
2:F:455:LEU:HA	2:F:456:ARG:NH2	2.07	0.68
2:F:474:PHE:HA	2:F:477:LYS:HD2	1.75	0.68
1:A:605:LEU:C	1:A:781:ALA:HB3	2.14	0.68
1:A:792:LEU:HD12	1:A:793:GLU:HG2	1.76	0.68
1:A:869:ARG:CA	1:A:1201:SER:H	2.07	0.68
1:A:973:LEU:HB3	1:A:977:GLU:CB	2.24	0.68
2:B:463:LYS:H	2:B:463:LYS:HD2	1.58	0.68
2:B:469:SER:C	2:B:471:LEU:N	2.47	0.68
1:D:301:ILE:HD11	1:D:414:PHE:O	1.94	0.68
1:D:316:LYS:HG2	1:D:348:LEU:CG	2.20	0.68
1:D:492:LEU:HD22	1:D:495:PHE:CZ	2.29	0.68
1:D:549:LEU:N	1:D:551:LYS:HZ3	1.84	0.68
1:D:607:TRP:CD1	1:D:779:LEU:HA	2.29	0.68
1:D:622:TYR:N	1:D:747:CYS:O	2.26	0.68
1:D:847:ALA:HA	1:D:852:ARG:HB3	1.75	0.68
2:E:107:ARG:CG	2:E:107:ARG:NH1	2.33	0.68
2:E:318:ASN:O	2:E:320:SER:N	2.27	0.68
2:E:400:GLN:HA	2:E:403:PHE:HB3	1.76	0.68
2:F:314:MET:HB3	2:F:315:TYR:CE2	2.28	0.68
2:F:322:LEU:HD22	2:F:322:LEU:C	2.13	0.68
1:A:276:ALA:CA	1:A:279:ARG:HB2	2.24	0.68
1:A:313:ILE:HA	1:A:316:LYS:HE2	1.75	0.68
1:A:532:PRO:HB3	1:A:534:SER:HB3	1.76	0.68
1:A:569:HIS:CG	1:A:570:PRO:HD2	2.29	0.68
1:A:739:TYR:C	1:A:741:ASP:N	2.45	0.68
1:A:916:PHE:CD1	1:A:919:MET:HB3	2.29	0.68
1:A:1220:ILE:N	1:A:1220:ILE:CD1	2.57	0.68
2:B:338:VAL:C	2:B:339:ASN:HD22	1.97	0.68
2:C:384:ALA:HB3	2:C:440:THR:HG22	1.76	0.68

Continued on next page...

Continued from previous page...

Atom-1	Atom-2	Interatomic distance (Å)	Clash overlap (Å)
1:D:79:LEU:HD23	1:D:83:LEU:CD1	2.22	0.68
1:D:914:THR:OG1	1:D:999:ASP:HB3	1.92	0.68
1:D:1206:MET:HA	2:F:253:ASP:OD2	1.94	0.68
2:E:407:LEU:HA	2:E:411:ILE:O	1.93	0.68
2:F:259:ARG:NE	2:F:339:ASN:HD21	1.91	0.68
2:F:442:LEU:H	2:F:455:LEU:HD22	1.58	0.68
1:A:194:ALA:HA	1:A:265:LEU:CB	2.21	0.68
1:A:393:MET:HE3	1:A:396:CYS:SG	2.33	0.68
1:A:1026:ARG:CB	1:A:1029:GLN:NE2	2.57	0.68
1:A:1165:ALA:HB2	1:A:1173:LEU:HG	1.75	0.68
2:C:222:LYS:O	2:C:223:GLN:HB2	1.93	0.68
2:C:485:VAL:OXT	2:C:485:VAL:HG22	1.94	0.68
1:D:147:SER:HB3	1:D:425:ALA:HB2	1.74	0.68
1:D:236:THR:OG1	1:D:237:SER:N	2.27	0.68
1:D:241:PRO:O	1:D:244:LEU:CG	2.40	0.68
1:D:407:PHE:HD1	1:D:411:LEU:HD21	1.57	0.68
1:D:603:MET:HB3	1:D:605:LEU:HD21	1.76	0.68
1:D:901:VAL:HG23	1:D:902:LEU:N	2.08	0.68
1:D:1209:ARG:HH21	2:F:253:ASP:N	1.92	0.68
2:F:395:LEU:HB3	2:F:443:VAL:HG21	1.75	0.68
2:F:472:LYS:HA	2:F:475:LEU:HD11	1.76	0.68
1:A:583:PRO:O	1:A:585:TRP:N	2.25	0.68
1:A:744:ILE:CG1	1:A:745:PRO:CD	2.71	0.68
2:C:72:ILE:HD12	2:C:76:ARG:HE	1.57	0.68
2:C:387:VAL:HA	2:C:443:VAL:O	1.93	0.68
2:C:456:ARG:HB2	2:C:463:LYS:CB	2.24	0.68
1:D:371:LYS:HD3	1:D:392:LEU:CD2	2.23	0.68
1:D:427:MET:O	1:D:846:THR:CG2	2.41	0.68
1:D:499:LYS:HB2	1:D:499:LYS:HZ2	1.59	0.68
1:D:610:PHE:N	1:D:611:PRO:CD	2.51	0.68
1:D:660:CYS:HB2	1:D:745:PRO:CG	2.23	0.68
1:D:824:ALA:CA	1:D:827:ARG:HG3	2.24	0.68
1:D:831:TYR:HB2	1:D:837:TYR:OH	1.93	0.68
1:D:1141:VAL:HG23	1:D:1146:ARG:HH21	1.58	0.68
2:E:353:SER:CB	2:E:372:LEU:HD11	2.23	0.68
2:E:431:LYS:HG3	2:E:432:TYR:HD1	1.59	0.68
2:F:474:PHE:CD1	2:F:474:PHE:C	2.68	0.68
1:A:76:ILE:CG1	1:A:911:HIS:NE2	2.57	0.67
1:A:359:ALA:HB2	1:A:407:PHE:CE2	2.26	0.67
1:A:382:MET:SD	1:A:385:ILE:CG2	2.82	0.67
1:A:1005:VAL:CA	1:A:1008:LEU:HD13	2.18	0.67

Continued on next page...

Continued from previous page...

Atom-1	Atom-2	Interatomic distance (Å)	Clash overlap (Å)
2:B:133:HIS:NE2	2:C:231:ILE:CG2	2.57	0.67
2:B:395:LEU:HD11	2:B:443:VAL:HG12	1.76	0.67
2:C:306:LEU:HD12	2:C:306:LEU:O	1.94	0.67
2:C:439:PHE:CD1	2:C:458:ARG:CG	2.77	0.67
1:D:104:VAL:O	1:D:108:GLN:HG3	1.93	0.67
1:D:127:LEU:O	1:D:130:LEU:CD2	2.42	0.67
1:D:179:GLY:CA	1:D:182:GLY:N	2.57	0.67
1:D:312:TRP:CH2	1:D:346:ASP:O	2.47	0.67
1:D:600:PRO:HA	1:D:603:MET:HB2	1.77	0.67
1:D:726:LYS:O	1:D:727:ASP:CB	2.41	0.67
2:E:374:LEU:N	2:E:458:ARG:NH2	2.42	0.67
2:F:393:LEU:HD23	2:F:396:ARG:HG2	1.76	0.67
1:A:255:SER:HB2	1:A:257:THR:O	1.94	0.67
1:A:363:ARG:HH11	1:A:406:VAL:HA	1.58	0.67
1:A:472:GLN:HB3	2:C:461:THR:HG23	1.76	0.67
1:A:869:ARG:O	1:A:872:SER:HB2	1.94	0.67
1:A:1117:LYS:O	1:A:1121:GLU:HG3	1.94	0.67
2:B:213:VAL:CA	2:B:235:THR:O	2.38	0.67
1:D:177:ARG:HG2	1:D:178:TYR:H	1.58	0.67
1:D:316:LYS:CD	1:D:348:LEU:HD23	2.24	0.67
1:D:642:SER:N	1:D:645:VAL:HG21	2.08	0.67
1:D:791:ALA:C	1:D:795:ASN:HD21	1.96	0.67
1:D:847:ALA:HA	1:D:852:ARG:CA	2.24	0.67
2:E:129:ASP:CG	2:F:98:GLY:HA3	2.14	0.67
2:E:218:VAL:C	2:E:230:SER:HG	1.96	0.67
2:E:254:PHE:HA	2:E:257:ARG:HE	1.59	0.67
2:F:387:VAL:CG2	2:F:417:TYR:CA	2.65	0.67
1:A:202:CYS:HB2	1:A:204:ALA:H	1.59	0.67
1:A:265:LEU:O	1:A:265:LEU:HD12	1.94	0.67
1:A:276:ALA:O	1:A:280:GLU:OE1	2.11	0.67
1:A:955:TYR:CD2	1:A:1102:GLN:NE2	2.62	0.67
1:A:1043:VAL:HG22	1:A:1046:GLU:CB	2.23	0.67
1:A:1047:ARG:CZ	1:A:1050:LYS:HD2	2.24	0.67
1:A:1236:GLN:H	1:A:1236:GLN:HE21	1.40	0.67
2:B:69:LEU:HD21	2:B:351:TYR:CZ	2.30	0.67
1:D:119:PRO:C	1:D:121:PRO:HD2	2.15	0.67
1:D:177:ARG:H	1:D:218:SER:CB	2.06	0.67
1:D:273:PHE:HA	1:D:276:ALA:HB2	1.76	0.67
1:D:498:LYS:NZ	1:D:521:PRO:HB3	2.10	0.67
1:D:636:THR:HG22	1:D:637:GLY:N	2.10	0.67
1:D:770:PHE:CE1	1:D:968:GLN:HB3	2.29	0.67

Continued on next page...

Continued from previous page...

Atom-1	Atom-2	Interatomic distance (Å)	Clash overlap (Å)
2:E:270:PRO:O	2:E:273:PHE:HD2	1.77	0.67
2:F:134:LYS:HB3	2:F:180:LYS:CE	2.25	0.67
2:F:351:TYR:CD1	2:F:355:GLN:HG2	2.29	0.67
2:F:360:SER:CB	2:F:364:LYS:HD2	2.24	0.67
2:F:383:VAL:HG22	2:F:384:ALA:N	2.09	0.67
1:A:80:SER:CB	1:A:125:LEU:HD21	2.24	0.67
1:A:500:ALA:HB1	1:A:520:ALA:CB	2.24	0.67
1:A:873:GLU:OE1	1:A:875:LYS:HG3	1.94	0.67
2:B:217:PRO:C	2:B:231:ILE:HA	2.14	0.67
2:B:475:LEU:C	2:B:479:ILE:HD13	2.15	0.67
2:C:78:PHE:CD1	2:C:102:LEU:HD22	2.30	0.67
2:C:389:ARG:CD	2:C:390:GLY:H	2.06	0.67
1:D:112:LEU:HD23	1:D:917:GLY:O	1.94	0.67
1:D:273:PHE:HA	1:D:276:ALA:CB	2.24	0.67
1:D:483:PRO:O	1:D:486:TRP:N	2.26	0.67
1:D:515:ILE:CG1	1:D:568:GLY:O	2.42	0.67
1:D:548:CYS:C	1:D:551:LYS:CD	2.54	0.67
1:D:607:TRP:CB	1:D:779:LEU:HD23	2.19	0.67
1:D:847:ALA:HA	1:D:852:ARG:CB	2.25	0.67
2:E:129:ASP:OD2	2:F:98:GLY:HA3	1.94	0.67
2:E:272:ASN:HA	2:E:292:ASN:HD22	1.55	0.67
1:A:278:ILE:HD13	1:A:291:PHE:CD1	2.28	0.67
1:A:503:VAL:HG21	1:A:521:PRO:HA	1.74	0.67
1:A:564:GLN:HE21	1:A:564:GLN:CA	2.08	0.67
1:A:711:ALA:O	1:A:712:VAL:CG2	2.42	0.67
2:B:116:THR:O	2:B:121:PHE:HD2	1.77	0.67
2:B:125:VAL:HG22	2:B:207:GLY:H	1.57	0.67
2:B:336:LEU:HD21	2:B:338:VAL:CG2	2.19	0.67
2:B:426:GLU:OE1	2:B:426:GLU:N	2.27	0.67
2:C:309:HIS:HB3	2:C:310:GLU:OE1	1.94	0.67
2:C:326:ASP:CG	2:C:327:GLY:N	2.46	0.67
1:D:272:SER:HB3	1:D:843:GLN:NE2	2.10	0.67
1:D:512:LYS:HG2	1:D:570:PRO:HG3	1.77	0.67
1:D:792:LEU:HA	1:D:795:ASN:ND2	2.09	0.67
1:D:801:TRP:HH2	1:D:805:HIS:ND1	1.93	0.67
1:D:995:TYR:O	1:D:995:TYR:CG	2.47	0.67
1:D:1224:ILE:HD13	1:D:1224:ILE:C	2.15	0.67
2:E:217:PRO:HA	2:E:231:ILE:HG23	1.77	0.67
2:E:335:VAL:HG22	2:E:336:LEU:N	2.10	0.67
2:F:208:LEU:CD1	2:F:240:VAL:CB	2.62	0.67
2:F:213:VAL:HG23	2:F:235:THR:OG1	1.95	0.67

Continued on next page...

Continued from previous page...

Atom-1	Atom-2	Interatomic distance (Å)	Clash overlap (Å)
2:F:314:MET:CE	2:F:315:TYR:HE2	2.07	0.67
2:F:387:VAL:HA	2:F:443:VAL:CG2	2.05	0.67
2:F:467:HIS:O	2:F:471:LEU:HD11	1.93	0.67
1:A:296:SER:CB	1:A:846:THR:O	2.43	0.67
1:A:769:ASP:OD2	1:A:770:PHE:CD2	2.47	0.67
1:A:798:ILE:HD11	1:A:802:ARG:HE	1.59	0.67
1:A:1040:LYS:O	1:A:1044:VAL:HB	1.94	0.67
2:B:69:LEU:HD12	2:B:70:LEU:N	2.09	0.67
2:B:343:ASP:HB3	2:B:344:ARG:NE	2.08	0.67
2:C:306:LEU:H	2:C:335:VAL:HG11	1.56	0.67
1:D:297:MET:SD	1:D:411:LEU:HD13	2.35	0.67
1:D:439:GLN:HG2	1:D:835:GLY:HA3	1.76	0.67
1:D:461:LYS:HA	1:D:464:MET:CE	2.24	0.67
1:D:591:LEU:O	1:D:591:LEU:HD12	1.94	0.67
1:D:613:HIS:ND1	1:D:717:LEU:HD22	2.09	0.67
1:D:1010:LEU:N	1:D:1011:PRO:HD2	2.08	0.67
2:E:266:PHE:O	2:E:349:TYR:HE1	1.77	0.67
2:F:127:PRO:HD2	2:F:128:VAL:H	1.56	0.67
2:F:456:ARG:HG2	2:F:457:SER:N	2.10	0.67
1:A:169:TRP:O	1:A:170:ALA:CB	2.43	0.67
1:A:414:PHE:HA	1:A:417:ARG:HB2	1.75	0.67
1:A:720:THR:HG23	1:A:721:ALA:N	2.08	0.67
1:A:1030:ARG:CD	1:A:1040:LYS:NZ	2.58	0.67
2:B:343:ASP:CB	2:B:344:ARG:HE	2.07	0.67
1:D:516:GLU:HA	1:D:565:HIS:HE1	1.57	0.67
1:D:904:ASP:CG	1:D:915:ALA:HB3	2.15	0.67
1:D:1006:ARG:NH2	1:D:1017:GLY:HA3	2.09	0.67
2:E:105:GLU:O	2:E:108:LYS:HG2	1.94	0.67
2:E:244:PRO:HG3	2:E:326:ASP:OD2	1.95	0.67
2:F:372:LEU:HD21	2:F:435:MET:O	1.95	0.67
1:A:245:ILE:CD1	1:A:246:PRO:HD3	2.24	0.67
1:A:308:GLN:HB3	1:A:1090:GLU:HA	1.76	0.67
1:A:386:ARG:HA	1:A:389:PHE:HB3	1.76	0.67
1:A:473:LEU:HD23	1:A:473:LEU:N	2.09	0.67
1:A:904:ASP:CB	1:A:910:MET:O	2.42	0.67
2:C:193:TYR:HB2	2:C:242:PHE:CE2	2.29	0.67
1:D:206:GLY:CA	1:D:245:ILE:HG22	2.24	0.67
1:D:550:GLN:N	1:D:551:LYS:HE3	2.10	0.67
1:D:652:ILE:O	1:D:656:TYR:HD2	1.76	0.67
1:D:660:CYS:SG	1:D:661:LEU:N	2.68	0.67
2:E:448:LEU:O	2:E:450:ASN:N	2.27	0.67

Continued on next page...

Continued from previous page...

Atom-1	Atom-2	Interatomic distance (Å)	Clash overlap (Å)
2:F:79:LEU:HA	2:F:99:PHE:HA	1.77	0.67
2:F:240:VAL:O	2:F:336:LEU:HD13	1.95	0.67
2:F:344:ARG:CA	2:F:347:LEU:HD13	2.25	0.67
2:F:454:HIS:NE2	2:F:472:LYS:HD3	2.09	0.67
1:A:276:ALA:HA	1:A:279:ARG:CB	2.24	0.67
1:A:439:GLN:NE2	1:A:837:TYR:HE2	1.92	0.67
1:A:941:ILE:HG23	1:A:942:SER:N	2.10	0.67
1:A:973:LEU:HB3	1:A:977:GLU:HB2	1.76	0.67
1:A:1046:GLU:OE1	1:A:1049:TRP:CB	2.43	0.67
2:B:93:SER:C	2:B:95:CYS:H	1.98	0.67
2:B:323:HIS:HB2	2:B:332:VAL:HA	1.73	0.67
2:C:239:LEU:H	2:C:338:VAL:CG1	2.03	0.67
2:C:455:LEU:HB3	2:C:456:ARG:CZ	2.25	0.67
1:D:245:ILE:HG13	1:D:246:PRO:HD3	1.75	0.67
1:D:285:GLN:HE22	1:D:1128:ARG:CG	2.07	0.67
1:D:401:TRP:HD1	1:D:404:HIS:CD2	2.13	0.67
1:D:647:CYS:SG	1:D:648:PRO:HD2	2.35	0.67
1:D:853:ARG:NH1	1:D:1105:ALA:HB3	2.09	0.67
1:D:1029:GLN:HE21	1:D:1030:ARG:HH21	1.43	0.67
1:D:1154:GLN:O	1:D:1157:ASN:HB2	1.94	0.67
2:E:257:ARG:O	2:E:261:GLN:HG3	1.95	0.67
2:E:370:LYS:HG3	2:E:434:GLU:OE2	1.95	0.67
2:F:211:ILE:HG23	2:F:236:GLU:O	1.95	0.67
2:F:471:LEU:CA	2:F:474:PHE:HD2	2.08	0.67
1:A:297:MET:O	1:A:300:ALA:HB3	1.95	0.67
1:A:426:GLY:HA2	1:A:1117:LYS:NZ	2.10	0.67
1:A:953:ARG:HD3	1:A:986:TYR:CE2	2.30	0.67
1:A:996:ARG:HH11	1:A:1000:GLU:HB3	1.57	0.67
1:D:364:VAL:O	1:D:364:VAL:CG1	2.43	0.67
1:D:466:LEU:HD13	1:D:466:LEU:N	2.10	0.67
1:D:847:ALA:CA	1:D:852:ARG:HA	2.24	0.67
1:D:902:LEU:HD11	1:D:1168:LEU:HD22	1.75	0.67
2:E:445:GLU:OE2	2:E:446:THR:N	2.26	0.67
2:F:277:ASP:CG	2:F:287:ASN:HB3	2.15	0.67
2:F:300:ILE:HG23	2:F:342:LEU:HD11	1.75	0.67
2:F:368:HIS:ND1	2:F:368:HIS:O	2.28	0.67
2:F:391:PRO:HD2	2:F:394:GLU:HG2	1.77	0.67
1:A:270:ASN:C	1:A:271:VAL:HG23	2.16	0.66
1:A:660:CYS:HB2	1:A:745:PRO:CG	2.25	0.66
1:A:859:TRP:HZ3	1:A:878:VAL:HG13	1.60	0.66
1:A:875:LYS:O	1:A:878:VAL:CG2	2.39	0.66

Continued on next page...

Continued from previous page...

Atom-1	Atom-2	Interatomic distance (Å)	Clash overlap (Å)
1:A:893:SER:HB2	1:A:896:LEU:CD2	2.25	0.66
1:A:996:ARG:HD2	1:A:1000:GLU:O	1.94	0.66
1:A:1000:GLU:O	1:A:1004:LEU:HB2	1.95	0.66
1:A:1131:ILE:HG23	1:A:1132:SER:N	2.07	0.66
1:A:1165:ALA:CB	1:A:1173:LEU:HG	2.25	0.66
2:B:101:PRO:N	2:C:128:VAL:HG21	2.10	0.66
2:B:183:GLU:O	2:B:214:CYS:SG	2.53	0.66
2:C:129:ASP:OD1	2:C:131:LEU:CD2	2.43	0.66
2:C:204:LEU:HD21	2:C:206:TYR:CG	2.31	0.66
2:C:305:ASN:HA	2:C:335:VAL:HG11	1.76	0.66
1:D:194:ALA:CB	1:D:265:LEU:HB2	2.25	0.66
1:D:249:VAL:CG2	1:D:250:PRO:CD	2.73	0.66
1:D:259:ARG:HA	1:D:259:ARG:NE	2.05	0.66
1:D:504:LYS:HG3	1:D:504:LYS:O	1.95	0.66
1:D:564:GLN:C	1:D:566:LEU:O	2.32	0.66
2:E:410:GLY:C	2:E:411:ILE:HD12	2.15	0.66
2:F:241:TRP:CD1	2:F:243:THR:CG2	2.78	0.66
1:A:110:HIS:O	1:A:112:LEU:HD12	1.94	0.66
1:A:253:ALA:HB2	1:A:280:GLU:C	2.15	0.66
1:A:612:LEU:HD21	1:A:614:TYR:O	1.94	0.66
1:A:633:LYS:HD2	1:A:634:LEU:N	2.11	0.66
2:C:209:ALA:CB	2:C:238:SER:O	2.42	0.66
2:C:236:GLU:HA	2:C:341:ASP:CG	2.16	0.66
2:C:353:SER:HB2	2:C:373:LYS:H	1.59	0.66
1:D:270:ASN:HA	1:D:294:THR:OG1	1.95	0.66
1:D:270:ASN:CA	1:D:294:THR:CG2	2.71	0.66
1:D:298:HIS:CD2	1:D:411:LEU:HD23	2.29	0.66
1:D:417:ARG:C	1:D:418:CYS:SG	2.74	0.66
1:D:822:PRO:O	1:D:826:ILE:HD13	1.94	0.66
1:D:923:GLY:C	1:D:931:LEU:HD11	2.15	0.66
1:D:1009:ASN:C	1:D:1010:LEU:HG	2.13	0.66
1:D:1015:THR:OG1	1:D:1022:LEU:HD23	1.94	0.66
2:E:72:ILE:HD11	2:E:370:LYS:CE	2.25	0.66
2:E:394:GLU:O	2:E:397:GLN:HB2	1.94	0.66
2:F:298:GLU:OE1	2:F:344:ARG:NH2	2.28	0.66
1:A:74:LEU:C	1:A:76:ILE:N	2.42	0.66
1:A:241:PRO:CA	1:A:244:LEU:HB2	2.23	0.66
1:A:355:SER:HA	1:A:407:PHE:HE1	1.61	0.66
1:A:609:GLY:H	1:A:610:PHE:HD2	1.44	0.66
1:A:756:ASP:HB3	1:A:1057:MET:CG	2.12	0.66
1:A:1016:GLU:OE2	1:A:1022:LEU:CD2	2.42	0.66

Continued on next page...

Continued from previous page...

Atom-1	Atom-2	Interatomic distance (Å)	Clash overlap (Å)
1:A:1037:GLN:C	1:A:1039:LYS:N	2.46	0.66
1:A:1113:LEU:HB2	1:A:1117:LYS:HZ2	1.61	0.66
1:A:1129:PHE:CD2	1:A:1138:ARG:O	2.48	0.66
2:B:113:GLU:O	2:B:262:TRP:HZ2	1.78	0.66
2:C:245:PRO:HG2	2:C:246:ARG:HD3	1.77	0.66
2:C:342:LEU:CB	2:C:344:ARG:HD3	2.25	0.66
2:C:358:GLU:HA	2:C:361:PHE:HB2	1.78	0.66
2:C:403:PHE:HD1	2:C:417:TYR:OH	1.78	0.66
1:D:224:CYS:C	1:D:228:LEU:HD23	2.15	0.66
1:D:269:HIS:CE1	1:D:291:PHE:CA	2.78	0.66
1:D:307:PHE:O	1:D:311:LEU:HD12	1.96	0.66
2:E:76:ARG:HE	2:E:431:LYS:HE3	1.60	0.66
2:F:125:VAL:CG2	2:F:126:PHE:N	2.55	0.66
2:F:303:LEU:CB	2:F:337:SER:OG	2.43	0.66
2:F:314:MET:HE3	2:F:315:TYR:HE2	1.59	0.66
2:F:367:LEU:O	2:F:369:ARG:HD2	1.95	0.66
1:A:402:ALA:O	1:A:406:VAL:N	2.22	0.66
1:A:552:LEU:HD22	2:C:448:LEU:CD2	2.25	0.66
2:B:67:GLU:HB3	2:B:70:LEU:HD13	1.75	0.66
2:B:260:LEU:O	2:B:264:ARG:CG	2.43	0.66
2:C:372:LEU:HD12	2:C:373:LYS:N	2.11	0.66
1:D:140:ARG:HH11	1:D:140:ARG:CG	2.08	0.66
1:D:768:LYS:O	1:D:772:PRO:HD2	1.95	0.66
1:D:949:PHE:O	1:D:953:ARG:N	2.28	0.66
1:D:1049:TRP:C	1:D:1052:GLY:H	1.99	0.66
1:D:1208:ARG:NH2	2:F:285:LYS:CD	2.50	0.66
1:D:1209:ARG:HG3	2:F:249:ASN:CB	2.26	0.66
2:F:325:ARG:HG3	2:F:325:ARG:NH1	1.99	0.66
1:A:213:VAL:O	1:A:401:TRP:CZ2	2.48	0.66
1:A:515:ILE:CG2	1:A:565:HIS:HA	2.15	0.66
1:A:744:ILE:HG12	1:A:745:PRO:CD	2.24	0.66
1:A:962:ALA:CB	1:A:986:TYR:OH	2.39	0.66
1:A:1019:TRP:O	1:A:1020:ILE:HG22	1.94	0.66
1:A:1131:ILE:HG21	1:A:1138:ARG:H	1.55	0.66
2:C:129:ASP:O	2:C:130:ALA:HB3	1.94	0.66
2:C:208:LEU:CD1	2:C:240:VAL:CB	2.68	0.66
2:C:335:VAL:CG2	2:C:336:LEU:N	2.57	0.66
2:C:435:MET:O	2:C:435:MET:SD	2.53	0.66
2:C:454:HIS:CA	2:C:468:ILE:HD12	2.23	0.66
1:D:271:VAL:HA	1:D:293:ASP:OD2	1.96	0.66
1:D:307:PHE:CD1	1:D:307:PHE:N	2.63	0.66

Continued on next page...

Continued from previous page...

Atom-1	Atom-2	Interatomic distance (Å)	Clash overlap (Å)
1:D:408:GLN:O	1:D:411:LEU:HD12	1.95	0.66
1:D:550:GLN:H	1:D:551:LYS:NZ	1.92	0.66
1:D:857:PRO:O	1:D:1062:GLU:OE2	2.13	0.66
1:D:914:THR:OG1	1:D:999:ASP:CG	2.34	0.66
1:D:923:GLY:CA	1:D:931:LEU:HD11	2.26	0.66
2:E:109:ASN:HD22	2:E:378:LEU:C	1.99	0.66
2:F:209:ALA:HB2	2:F:239:LEU:HA	1.76	0.66
2:F:445:GLU:C	2:F:447:THR:N	2.43	0.66
1:A:308:GLN:HB3	1:A:1090:GLU:CB	2.25	0.66
1:A:559:LEU:HD23	1:A:560:PRO:CD	2.26	0.66
2:B:323:HIS:HA	2:B:333:PRO:CD	2.25	0.66
2:C:288:LYS:HB2	2:C:290:TYR:OH	1.96	0.66
1:D:240:SER:HB2	1:D:241:PRO:HD3	1.77	0.66
1:D:374:ARG:HD3	1:D:392:LEU:CD2	2.23	0.66
1:D:552:LEU:O	2:F:452:LEU:HD21	1.96	0.66
2:E:132:HIS:HB2	2:F:233:GLU:CD	2.16	0.66
2:E:402:LEU:O	2:E:406:LEU:HD23	1.94	0.66
2:F:81:GLY:HA3	2:F:97:PRO:CG	2.25	0.66
2:F:353:SER:HB2	2:F:373:LYS:N	2.08	0.66
2:F:368:HIS:NE2	2:F:370:LYS:CD	2.58	0.66
1:A:436:PRO:HD2	1:A:879:GLN:CD	2.15	0.66
1:A:515:ILE:N	1:A:515:ILE:HD12	2.11	0.66
1:A:597:ARG:O	1:A:598:VAL:HB	1.96	0.66
1:A:652:ILE:O	1:A:655:LEU:HG	1.95	0.66
2:B:235:THR:H	2:B:343:ASP:HB2	1.60	0.66
2:B:425:LEU:HD23	2:B:425:LEU:O	1.96	0.66
1:D:418:CYS:N	1:D:419:PRO:HD3	2.10	0.66
1:D:577:CYS:C	1:D:579:ARG:N	2.36	0.66
1:D:870:VAL:HG13	1:D:871:GLY:N	2.10	0.66
1:D:1175:GLN:O	1:D:1177:VAL:N	2.28	0.66
1:D:1209:ARG:NH2	2:F:253:ASP:CA	2.50	0.66
2:E:108:LYS:NZ	2:E:108:LYS:HB2	2.11	0.66
2:F:242:PHE:HB3	2:F:333:PRO:CB	2.18	0.66
2:F:344:ARG:CA	2:F:347:LEU:HD22	2.25	0.66
2:F:413:VAL:HG12	2:F:414:TRP:N	2.10	0.66
2:F:469:SER:O	2:F:472:LYS:HB2	1.95	0.66
1:A:439:GLN:HG3	1:A:836:LEU:H	1.59	0.66
1:A:717:LEU:O	1:A:721:ALA:CB	2.44	0.66
1:A:769:ASP:O	1:A:772:PRO:HD2	1.96	0.66
1:A:858:THR:HB	1:A:859:TRP:CD1	2.31	0.66
1:A:1002:GLU:O	1:A:1006:ARG:N	2.26	0.66

Continued on next page...

Continued from previous page...

Atom-1	Atom-2	Interatomic distance (Å)	Clash overlap (Å)
2:B:204:LEU:HD22	2:B:205:PRO:HB3	1.77	0.66
2:B:323:HIS:CB	2:B:332:VAL:CA	2.71	0.66
2:C:302:THR:C	2:C:303:LEU:HD12	2.16	0.66
2:C:395:LEU:CD1	2:C:444:THR:HA	2.25	0.66
1:D:87:ILE:HG22	1:D:88:PHE:H	1.61	0.66
1:D:176:THR:N	1:D:185:VAL:CG1	2.59	0.66
1:D:386:ARG:HA	1:D:389:PHE:CD2	2.31	0.66
1:D:657:ARG:HA	1:D:660:CYS:HB3	1.77	0.66
1:D:771:LEU:N	1:D:771:LEU:HD12	2.11	0.66
1:D:802:ARG:CG	1:D:803:ASN:OD1	2.44	0.66
1:D:826:ILE:HG12	1:D:827:ARG:N	2.10	0.66
1:D:1165:ALA:CB	1:D:1173:LEU:CD1	2.72	0.66
2:E:380:PRO:HG3	2:E:438:LEU:HD13	1.77	0.66
2:E:424:SER:C	2:E:428:LEU:HD11	2.16	0.66
2:E:475:LEU:HB3	2:E:479:ILE:HD11	1.78	0.66
2:F:415:PRO:HB3	2:F:417:TYR:HE2	1.57	0.66
1:A:355:SER:O	1:A:358:LEU:HG	1.96	0.66
1:A:522:GLY:O	1:A:524:PRO:HD3	1.95	0.66
1:A:1006:ARG:O	1:A:1010:LEU:HD12	1.95	0.66
1:A:1007:GLU:O	1:A:1011:PRO:CD	2.44	0.66
2:C:439:PHE:HD1	2:C:458:ARG:CG	2.07	0.66
1:D:652:ILE:CA	1:D:655:LEU:HG	2.18	0.66
2:F:306:LEU:HD11	2:F:310:GLU:OE1	1.96	0.66
1:A:166:PRO:HG3	1:A:398:GLN:OE1	1.96	0.66
1:A:192:GLU:OE1	1:A:265:LEU:HD23	1.96	0.66
1:A:271:VAL:HG21	1:A:295:MET:HE3	1.77	0.66
1:A:298:HIS:HE2	1:A:351:SER:C	2.00	0.66
1:A:346:ASP:OD2	1:A:1040:LYS:HD2	1.97	0.66
1:A:522:GLY:C	1:A:524:PRO:HD3	2.16	0.66
1:A:732:TYR:CD1	1:A:755:LYS:NZ	2.62	0.66
1:A:830:ASP:C	1:A:831:TYR:HD1	2.00	0.66
1:A:885:THR:C	1:A:1146:ARG:HE	1.99	0.66
1:A:989:THR:CA	1:A:998:SER:OG	2.44	0.66
1:A:1047:ARG:NH1	1:A:1050:LYS:HB2	2.11	0.66
2:B:70:LEU:HD22	2:B:88:ARG:NH1	2.05	0.66
2:B:74:GLN:O	2:B:77:HIS:N	2.29	0.66
2:B:231:ILE:CD1	2:C:135:PRO:HG3	2.25	0.66
2:B:453:ILE:HD13	2:B:453:ILE:H	1.60	0.66
1:D:194:ALA:CA	1:D:265:LEU:HB2	2.25	0.66
1:D:457:ARG:HA	1:D:460:LYS:CD	2.26	0.66
1:D:580:LEU:HD21	1:D:593:SER:OG	1.96	0.66

Continued on next page...

Continued from previous page...

Atom-1	Atom-2	Interatomic distance (Å)	Clash overlap (Å)
1:D:601:LYS:HD2	1:D:616:GLU:CG	2.26	0.66
1:D:658:LYS:HE2	1:D:713:PRO:HB2	1.76	0.66
1:D:719:LEU:HD12	1:D:720:THR:OG1	1.95	0.66
1:D:736:ASN:HB3	1:D:748:TRP:O	1.96	0.66
1:D:737:GLY:N	1:D:750:PHE:CE1	2.64	0.66
1:D:798:ILE:CG2	1:D:869:ARG:NH2	2.56	0.66
1:D:873:GLU:HB3	1:D:1200:PRO:HD2	1.78	0.66
2:F:317:GLY:CA	2:F:320:SER:CB	2.72	0.66
1:A:432:VAL:O	1:A:432:VAL:HG12	1.95	0.65
1:A:606:THR:H	1:A:613:HIS:HA	1.60	0.65
1:A:659:HIS:ND1	1:A:716:PRO:HA	2.11	0.65
1:A:768:LYS:HG2	1:A:769:ASP:H	1.59	0.65
1:A:861:THR:HG22	1:A:861:THR:O	1.96	0.65
1:A:884:TYR:CD1	1:A:884:TYR:N	2.65	0.65
1:A:905:ALA:N	1:A:910:MET:HA	2.11	0.65
1:A:1207:GLU:CA	1:A:1210:TYR:HD1	2.09	0.65
1:D:175:TRP:HB2	1:D:185:VAL:HG22	1.78	0.65
1:D:208:CYS:SG	1:D:244:LEU:CD1	2.84	0.65
1:D:292:LEU:HD23	1:D:297:MET:CE	2.26	0.65
1:D:307:PHE:HD1	1:D:307:PHE:N	1.93	0.65
1:D:481:GLU:O	1:D:482:ASP:CG	2.34	0.65
1:D:485:LEU:O	1:D:489:GLU:HG3	1.96	0.65
1:D:504:LYS:O	1:D:504:LYS:CG	2.44	0.65
1:D:608:ASP:OD1	1:D:611:PRO:N	2.29	0.65
1:D:616:GLU:O	1:D:725:PRO:CD	2.37	0.65
1:D:618:HIS:CB	1:D:725:PRO:HG2	2.25	0.65
1:D:664:GLY:HA2	1:D:667:GLN:HG3	1.77	0.65
1:D:1015:THR:HG23	1:D:1026:ARG:CB	2.25	0.65
1:D:1131:ILE:CD1	1:D:1138:ARG:HB2	2.27	0.65
1:D:1165:ALA:HB2	1:D:1173:LEU:CD1	2.14	0.65
2:E:79:LEU:C	2:E:100:GLY:HA3	2.17	0.65
2:E:263:TRP:CZ3	2:E:300:ILE:HD12	2.31	0.65
2:F:347:LEU:HA	2:F:350:LEU:HD11	1.76	0.65
1:A:271:VAL:CG2	1:A:295:MET:HE3	2.27	0.65
1:A:309:ARG:HH12	1:A:352:SER:HA	1.61	0.65
1:A:588:GLY:CA	1:A:806:LYS:NZ	2.59	0.65
1:A:601:LYS:NZ	1:A:721:ALA:O	2.28	0.65
1:A:616:GLU:CD	1:A:724:GLY:H	2.00	0.65
1:A:879:GLN:CA	1:A:879:GLN:HE21	2.08	0.65
2:B:74:GLN:HB2	2:B:77:HIS:HD2	1.62	0.65
2:B:122:ARG:HD3	2:B:124:GLN:NE2	2.11	0.65

Continued on next page...

Continued from previous page...

Atom-1	Atom-2	Interatomic distance (Å)	Clash overlap (Å)
2:B:215:PHE:HE2	2:B:233:GLU:HG2	1.60	0.65
2:B:407:LEU:HD21	2:C:120:VAL:CA	2.14	0.65
2:C:80:SER:OG	2:C:99:PHE:O	2.12	0.65
2:C:406:LEU:HA	2:C:409:ASN:HD22	1.57	0.65
2:C:447:THR:HG22	2:C:455:LEU:HD11	1.77	0.65
1:D:78:MET:HE3	1:D:121:PRO:HB2	1.77	0.65
1:D:275:ARG:CZ	1:D:843:GLN:HG2	2.26	0.65
1:D:641:GLU:O	1:D:645:VAL:HG21	1.96	0.65
1:D:711:ALA:C	1:D:713:PRO:HD3	2.16	0.65
1:D:900:ALA:C	1:D:915:ALA:HB1	2.16	0.65
1:D:923:GLY:O	1:D:927:ARG:O	2.14	0.65
1:D:948:ILE:HG21	1:D:1071:ARG:CB	2.25	0.65
1:D:1131:ILE:HD11	1:D:1138:ARG:HB2	1.78	0.65
1:D:1138:ARG:HG2	1:D:1138:ARG:NH1	2.07	0.65
2:E:101:PRO:HD3	2:F:128:VAL:HG21	1.78	0.65
2:E:437:ILE:O	2:E:458:ARG:HD3	1.95	0.65
2:F:69:LEU:HD23	2:F:351:TYR:CE1	2.29	0.65
2:F:336:LEU:HD23	2:F:337:SER:C	2.16	0.65
2:F:395:LEU:HD23	2:F:448:LEU:HD11	1.77	0.65
1:A:190:PRO:HB3	1:A:192:GLU:HG3	1.78	0.65
1:A:253:ALA:O	1:A:254:SER:HB3	1.95	0.65
1:A:298:HIS:NE2	1:A:358:LEU:HD22	2.11	0.65
1:A:303:GLY:O	1:A:1025:LEU:CD1	2.44	0.65
1:A:474:LEU:N	1:A:474:LEU:CD1	2.59	0.65
1:A:601:LYS:HD2	1:A:616:GLU:HB3	1.78	0.65
1:A:612:LEU:HD23	1:A:620:TRP:CB	2.26	0.65
1:A:664:GLY:HA2	1:A:667:GLN:HE21	1.61	0.65
1:A:898:ILE:CG1	1:A:899:ALA:N	2.59	0.65
2:B:289:LEU:HB3	2:B:300:ILE:CG1	2.27	0.65
2:B:303:LEU:N	2:B:303:LEU:HD12	2.11	0.65
2:C:204:LEU:HG	2:C:206:TYR:HB3	1.77	0.65
2:C:270:PRO:HA	2:C:273:PHE:CD2	2.32	0.65
2:C:423:SER:HB2	2:C:427:GLN:OE1	1.96	0.65
2:C:439:PHE:HB3	2:C:458:ARG:HB2	1.78	0.65
1:D:80:SER:HB2	1:D:125:LEU:CB	2.27	0.65
1:D:297:MET:CG	1:D:411:LEU:HD22	2.21	0.65
1:D:798:ILE:HG22	1:D:869:ARG:NH1	2.10	0.65
1:D:999:ASP:O	1:D:1001:GLY:N	2.30	0.65
1:D:1008:LEU:O	1:D:1011:PRO:HD2	1.96	0.65
1:D:1141:VAL:HG23	1:D:1146:ARG:NH2	2.10	0.65
1:A:213:VAL:HG21	1:A:397:ALA:HA	1.78	0.65

Continued on next page...

Continued from previous page...

Atom-1	Atom-2	Interatomic distance (Å)	Clash overlap (Å)
1:A:498:LYS:HE2	1:A:499:LYS:N	2.08	0.65
1:A:553:LYS:HD2	2:C:468:ILE:HG22	1.79	0.65
1:A:612:LEU:CD2	1:A:621:GLY:N	2.50	0.65
1:A:1026:ARG:HB3	1:A:1029:GLN:NE2	2.10	0.65
1:A:1200:PRO:C	1:A:1202:ASN:N	2.42	0.65
2:B:229:LYS:HD2	2:B:229:LYS:N	2.10	0.65
2:B:269:SER:O	2:B:271:SER:N	2.27	0.65
2:C:209:ALA:HB2	2:C:239:LEU:HA	1.77	0.65
2:C:353:SER:CB	2:C:373:LYS:O	2.44	0.65
1:D:267:VAL:O	1:D:269:HIS:CE1	2.49	0.65
1:D:458:GLU:N	1:D:460:LYS:HZ2	1.94	0.65
1:D:461:LYS:HA	1:D:464:MET:HE3	1.78	0.65
1:D:798:ILE:HA	1:D:869:ARG:NH2	2.12	0.65
1:D:1048:ALA:O	1:D:1052:GLY:N	2.29	0.65
2:E:130:ALA:N	2:E:210:GLN:HE22	1.94	0.65
2:E:400:GLN:O	2:E:403:PHE:N	2.30	0.65
2:F:197:LEU:HD11	2:F:322:LEU:CD2	2.27	0.65
2:F:294:PRO:HG3	2:F:355:GLN:NE2	2.11	0.65
2:F:342:LEU:CB	2:F:344:ARG:HB2	2.27	0.65
1:A:87:ILE:CG2	1:A:1166:TYR:OH	2.44	0.65
1:A:556:THR:CG2	2:C:452:LEU:CB	2.75	0.65
1:A:601:LYS:HE2	1:A:616:GLU:OE2	1.96	0.65
1:A:624:VAL:O	1:A:745:PRO:O	2.15	0.65
1:A:1060:LYS:CD	1:A:1073:PRO:HB2	2.25	0.65
1:A:1133:ILE:HD13	1:A:1134:HIS:HB2	1.78	0.65
1:A:1164:PHE:HD2	1:A:1168:LEU:HD11	1.60	0.65
2:C:200:VAL:O	2:C:200:VAL:HG12	1.95	0.65
2:C:387:VAL:HG12	2:C:443:VAL:HB	1.79	0.65
1:D:275:ARG:HH21	1:D:842:PRO:CA	2.09	0.65
1:D:279:ARG:HB3	1:D:841:LEU:CB	2.24	0.65
1:D:308:GLN:NE2	1:D:1027:LYS:NZ	2.44	0.65
1:D:407:PHE:CD1	1:D:407:PHE:C	2.70	0.65
1:D:721:ALA:O	1:D:722:ARG:HB2	1.96	0.65
1:D:732:TYR:N	1:D:732:TYR:HD2	1.92	0.65
1:D:783:PRO:HG2	1:D:784:GLY:H	1.61	0.65
1:D:955:TYR:HB3	1:D:1098:ASN:CG	2.16	0.65
2:E:283:GLY:HA3	2:E:306:LEU:CA	2.24	0.65
2:E:323:HIS:O	2:E:324:GLY:C	2.34	0.65
2:E:417:TYR:CD1	2:E:418:LEU:HG	2.31	0.65
2:F:431:LYS:HZ1	2:F:435:MET:HG2	1.60	0.65
1:A:136:ASP:O	1:A:140:ARG:HG2	1.97	0.65

Continued on next page...

Continued from previous page...

Atom-1	Atom-2	Interatomic distance (Å)	Clash overlap (Å)
1:A:211:LEU:HG	1:A:221:TYR:CB	2.26	0.65
1:A:305:SER:HB2	1:A:308:GLN:HG3	1.77	0.65
1:A:660:CYS:SG	1:A:745:PRO:CG	2.83	0.65
1:A:862:ALA:HB1	1:A:875:LYS:HE3	1.79	0.65
2:B:306:LEU:O	2:B:308:ASP:N	2.29	0.65
2:C:204:LEU:CD2	2:C:206:TYR:CG	2.80	0.65
1:D:177:ARG:HE	1:D:216:SER:H	1.43	0.65
1:D:203:LEU:O	1:D:204:ALA:C	2.35	0.65
1:D:313:ILE:HG13	1:D:314:ALA:H	1.62	0.65
1:D:371:LYS:HE2	1:D:396:CYS:SG	2.37	0.65
1:D:546:ARG:C	1:D:551:LYS:NZ	2.49	0.65
1:D:668:LEU:O	1:D:671:GLN:CB	2.35	0.65
1:D:741:ASP:O	1:D:742:VAL:HB	1.95	0.65
1:D:768:LYS:CA	1:D:772:PRO:HG3	2.26	0.65
1:D:776:ASP:CB	1:D:796:LYS:HZ3	2.10	0.65
1:D:780:GLN:OE1	1:D:780:GLN:CA	2.45	0.65
1:D:798:ILE:N	1:D:869:ARG:NH1	2.45	0.65
1:D:929:THR:O	1:D:933:SER:HB3	1.96	0.65
1:D:983:GLN:HA	1:D:983:GLN:HE21	1.62	0.65
2:E:372:LEU:O	2:E:458:ARG:HD2	1.96	0.65
1:A:392:LEU:O	1:A:395:TYR:N	2.24	0.65
1:A:479:TYR:O	1:A:480:LYS:CG	2.40	0.65
1:A:784:GLY:HA3	2:C:363:ARG:HG2	1.78	0.65
1:A:966:LEU:HD12	1:A:967:MET:N	2.12	0.65
1:D:175:TRP:CZ2	1:D:183:GLU:HG3	2.31	0.65
1:D:177:ARG:HB3	1:D:218:SER:CB	2.22	0.65
1:D:301:ILE:O	1:D:1024:ASP:HB2	1.97	0.65
1:D:406:VAL:HG22	1:D:407:PHE:N	2.10	0.65
1:D:876:ALA:CA	1:D:1189:LEU:HB2	2.23	0.65
1:D:913:CYS:O	1:D:917:GLY:CA	2.45	0.65
1:D:996:ARG:N	1:D:996:ARG:HD3	2.10	0.65
2:E:200:VAL:O	2:F:418:LEU:HD21	1.96	0.65
2:F:270:PRO:HA	2:F:273:PHE:CD2	2.32	0.65
2:F:375:HIS:HB3	2:F:378:LEU:HD22	1.77	0.65
1:A:301:ILE:HD13	1:A:414:PHE:CB	2.27	0.65
1:A:417:ARG:HG2	1:A:417:ARG:NH1	2.10	0.65
1:A:577:CYS:SG	1:A:578:PRO:HD3	2.37	0.65
1:A:851:THR:CG2	1:A:853:ARG:HB2	2.27	0.65
1:A:907:PHE:CZ	1:A:1001:GLY:N	2.65	0.65
1:A:1133:ILE:CG2	1:A:1136:GLU:HB2	2.26	0.65
1:A:1236:GLN:NE2	1:A:1236:GLN:N	2.41	0.65

Continued on next page...

Continued from previous page...

Atom-1	Atom-2	Interatomic distance (Å)	Clash overlap (Å)
2:B:67:GLU:CB	2:B:70:LEU:HB2	2.24	0.65
2:B:215:PHE:CE2	2:B:233:GLU:HG2	2.32	0.65
1:D:550:GLN:N	1:D:551:LYS:HZ2	1.95	0.65
1:D:576:LEU:CG	1:D:577:CYS:N	2.58	0.65
1:D:804:ALA:HB1	1:D:808:ILE:HD11	1.78	0.65
1:D:957:ALA:HB3	1:D:961:PHE:CE1	2.32	0.65
2:E:437:ILE:HG22	2:E:439:PHE:N	2.12	0.65
2:F:311:LEU:HA	2:F:314:MET:HB2	1.78	0.65
2:F:385:LEU:O	2:F:416:GLY:CA	2.43	0.65
1:A:196:VAL:CG1	1:A:269:HIS:CD2	2.78	0.65
1:A:271:VAL:C	1:A:275:ARG:HD3	2.18	0.65
1:A:813:VAL:HG11	1:A:815:TRP:CZ2	2.32	0.65
1:A:823:ARG:C	1:A:825:VAL:N	2.49	0.65
1:A:848:GLY:O	1:A:849:THR:HB	1.96	0.65
1:A:1108:TYR:HA	1:A:1164:PHE:HZ	1.61	0.65
1:A:1190:ARG:CZ	1:A:1197:CYS:CB	2.70	0.65
2:B:217:PRO:HB2	2:B:231:ILE:HG22	1.79	0.65
2:B:309:HIS:ND1	2:B:309:HIS:N	2.43	0.65
2:C:309:HIS:HA	2:C:312:LEU:HD12	1.78	0.65
2:C:403:PHE:HD2	2:C:403:PHE:C	2.00	0.65
2:C:439:PHE:CB	2:C:457:SER:O	2.44	0.65
2:C:474:PHE:C	2:C:474:PHE:CD1	2.70	0.65
1:D:113:TRP:HA	1:D:116:PRO:HG2	1.77	0.65
1:D:256:PRO:HB3	1:D:281:GLN:CB	2.26	0.65
1:D:460:LYS:HE2	1:D:460:LYS:CA	2.19	0.65
1:D:502:LYS:HG2	1:D:506:GLU:OE1	1.97	0.65
1:D:612:LEU:HG	1:D:622:TYR:N	2.10	0.65
1:D:616:GLU:C	1:D:617:ARG:HG3	2.16	0.65
1:D:618:HIS:HA	1:D:762:VAL:HG21	1.78	0.65
1:D:944:GLU:CD	1:D:1071:ARG:NH1	2.51	0.65
2:E:240:VAL:HG12	2:E:242:PHE:CE2	2.31	0.65
2:F:290:TYR:HA	2:F:298:GLU:O	1.97	0.65
2:F:445:GLU:C	2:F:447:THR:H	1.98	0.65
1:A:608:ASP:C	1:A:620:TRP:CH2	2.71	0.65
1:A:1209:ARG:HH22	2:C:256:LEU:CD2	2.10	0.65
2:B:114:TRP:O	2:B:117:SER:HB3	1.97	0.65
2:B:293:PHE:HB2	2:B:297:LYS:HA	1.79	0.65
2:B:324:GLY:HA3	2:B:325:ARG:NH2	2.12	0.65
2:C:305:ASN:CA	2:C:335:VAL:HG11	2.27	0.65
2:C:464:GLU:OE2	2:C:466:MET:HG2	1.97	0.65
1:D:112:LEU:HD23	1:D:920:THR:HB	1.78	0.65

Continued on next page...

Continued from previous page...

Atom-1	Atom-2	Interatomic distance (Å)	Clash overlap (Å)
1:D:719:LEU:CG	1:D:720:THR:H	2.09	0.65
1:D:897:TRP:CZ2	1:D:1173:LEU:HD22	2.32	0.65
1:D:1136:GLU:OE2	1:D:1191:LYS:HE3	1.96	0.65
2:E:194:VAL:HG13	2:E:195:ASN:H	1.59	0.65
2:F:242:PHE:HA	2:F:334:CYS:O	1.96	0.65
2:F:309:HIS:CA	2:F:312:LEU:HD12	2.25	0.65
1:A:228:LEU:HD23	1:A:229:VAL:H	1.62	0.64
1:A:417:ARG:HH11	1:A:417:ARG:CG	2.10	0.64
1:A:418:CYS:N	1:A:419:PRO:CD	2.60	0.64
1:A:493:GLN:O	1:A:494:GLU:CG	2.42	0.64
1:A:553:LYS:O	1:A:556:THR:HB	1.97	0.64
1:A:612:LEU:HD23	1:A:620:TRP:CA	2.28	0.64
1:A:612:LEU:HD23	1:A:620:TRP:HA	1.79	0.64
1:A:1122:GLU:C	1:A:1123:PHE:CD1	2.70	0.64
1:A:1232:GLU:OE2	1:A:1234:ARG:NH2	2.30	0.64
2:B:396:ARG:HG3	2:B:417:TYR:CB	2.25	0.64
2:C:129:ASP:OD1	2:C:131:LEU:CD1	2.44	0.64
2:C:431:LYS:CA	2:C:434:GLU:OE1	2.38	0.64
2:C:473:ASP:CA	2:C:476:ILE:HG23	2.24	0.64
1:D:404:HIS:O	1:D:408:GLN:N	2.29	0.64
1:D:462:SER:O	1:D:466:LEU:HD22	1.97	0.64
1:D:481:GLU:O	1:D:482:ASP:OD1	2.15	0.64
1:D:608:ASP:O	1:D:610:PHE:N	2.30	0.64
1:D:658:LYS:HE3	1:D:713:PRO:CG	2.27	0.64
1:D:770:PHE:O	1:D:774:MET:CG	2.45	0.64
1:D:854:ALA:O	1:D:855:VAL:HG22	1.96	0.64
2:E:205:PRO:CG	2:E:241:TRP:HE1	2.10	0.64
2:E:418:LEU:HD13	2:F:122:ARG:HE	1.62	0.64
2:F:238:SER:HA	2:F:338:VAL:CG1	2.24	0.64
1:A:444:TYR:CE2	1:A:874:LEU:HA	2.32	0.64
1:A:645:VAL:O	1:A:646:VAL:CG1	2.38	0.64
1:A:744:ILE:HB	1:A:745:PRO:CD	2.24	0.64
1:A:849:THR:HG22	1:A:851:THR:N	2.08	0.64
1:A:907:PHE:HZ	1:A:1001:GLY:H	1.45	0.64
1:A:907:PHE:CE1	1:A:1001:GLY:HA3	2.31	0.64
1:A:1145:ASP:CA	1:A:1148:ARG:HB2	2.28	0.64
1:A:1153:LEU:HD13	1:A:1157:ASN:ND2	2.13	0.64
2:B:99:PHE:HE1	2:B:343:ASP:OD1	1.81	0.64
2:B:341:ASP:O	2:B:344:ARG:HD2	1.97	0.64
2:C:242:PHE:HB3	2:C:333:PRO:CB	2.21	0.64
2:C:371:VAL:HG23	2:C:433:ASP:HB3	1.78	0.64

Continued on next page...

Continued from previous page...

Atom-1	Atom-2	Interatomic distance (Å)	Clash overlap (Å)
1:D:142:LEU:HD22	1:D:1118:TRP:CD1	2.33	0.64
1:D:278:ILE:CD1	1:D:291:PHE:HD1	2.10	0.64
1:D:301:ILE:O	1:D:1024:ASP:OD1	2.15	0.64
1:D:408:GLN:HA	1:D:411:LEU:HD11	1.78	0.64
1:D:591:LEU:CD1	1:D:594:LEU:CG	2.70	0.64
1:D:732:TYR:HB3	1:D:755:LYS:NZ	2.12	0.64
1:D:1014:ARG:CD	1:D:1026:ARG:HG3	2.27	0.64
1:D:1141:VAL:HG21	1:D:1149:ALA:CB	2.27	0.64
2:E:239:LEU:HD23	2:E:338:VAL:CG2	2.26	0.64
2:E:261:GLN:O	2:E:265:LYS:HB2	1.97	0.64
2:E:451:GLY:C	2:E:452:LEU:HD22	2.17	0.64
1:A:301:ILE:HD13	1:A:414:PHE:HB2	1.79	0.64
1:A:472:GLN:CG	2:C:460:THR:CA	2.67	0.64
1:A:813:VAL:CG2	1:A:814:VAL:H	2.10	0.64
1:A:898:ILE:HD11	1:A:1101:VAL:CG1	2.27	0.64
1:A:1033:ALA:O	1:A:1034:ARG:HB2	1.97	0.64
1:A:1131:ILE:HG21	1:A:1137:VAL:HA	1.75	0.64
1:A:1190:ARG:HD3	1:A:1197:CYS:SG	2.38	0.64
2:B:311:LEU:CD1	2:B:322:LEU:HD13	2.27	0.64
2:C:205:PRO:O	2:C:241:TRP:NE1	2.27	0.64
2:C:357:THR:O	2:C:358:GLU:CG	2.44	0.64
1:D:472:GLN:HG3	2:F:460:THR:OG1	1.97	0.64
1:D:608:ASP:HA	1:D:620:TRP:CZ3	2.33	0.64
1:D:1026:ARG:N	1:D:1026:ARG:CD	2.60	0.64
2:E:253:ASP:O	2:E:256:LEU:HB3	1.96	0.64
2:F:237:ALA:O	2:F:339:ASN:O	2.16	0.64
2:F:240:VAL:C	2:F:336:LEU:HB3	2.18	0.64
1:A:213:VAL:HG11	1:A:397:ALA:HB1	1.80	0.64
1:A:282:TYR:OH	1:A:432:VAL:HG22	1.97	0.64
1:A:484:TRP:HA	1:A:484:TRP:CE3	2.32	0.64
1:A:729:GLN:HB2	1:A:731:SER:OG	1.98	0.64
1:A:755:LYS:HD3	1:A:964:ARG:HH11	1.58	0.64
1:A:886:LEU:HD22	1:A:1140:LEU:HG	1.78	0.64
2:B:374:LEU:N	2:B:458:ARG:NH2	2.38	0.64
2:B:396:ARG:HH11	2:B:417:TYR:HD2	1.39	0.64
2:C:228:VAL:HG23	2:C:228:VAL:O	1.98	0.64
2:C:386:ASP:O	2:C:387:VAL:HG13	1.96	0.64
1:D:302:SER:CB	1:D:351:SER:CB	2.73	0.64
1:D:309:ARG:O	1:D:313:ILE:N	2.25	0.64
1:D:618:HIS:HB2	1:D:725:PRO:HG2	1.78	0.64
1:D:653:GLU:O	1:D:656:TYR:HB2	1.97	0.64

Continued on next page...

Continued from previous page...

Atom-1	Atom-2	Interatomic distance (Å)	Clash overlap (Å)
2:E:101:PRO:N	2:F:128:VAL:HG21	2.12	0.64
2:E:288:LYS:HB3	2:E:299:LEU:HD12	1.79	0.64
2:F:446:THR:O	2:F:450:ASN:N	2.30	0.64
1:A:113:TRP:HA	1:A:116:PRO:HD3	1.79	0.64
1:A:163:PRO:CB	1:A:164:PRO:CD	2.75	0.64
1:A:274:ASP:C	1:A:276:ALA:N	2.48	0.64
1:A:276:ALA:C	1:A:279:ARG:H	2.01	0.64
1:A:553:LYS:HD3	2:C:468:ILE:HG21	1.80	0.64
1:A:608:ASP:HB3	1:A:779:LEU:HB2	1.78	0.64
1:A:812:MET:C	1:A:813:VAL:HG12	2.18	0.64
1:A:880:ALA:H	1:A:881:PRO:HD3	1.61	0.64
1:A:1043:VAL:HG13	1:A:1046:GLU:CB	2.10	0.64
1:A:1129:PHE:HB3	1:A:1139:TYR:HA	1.80	0.64
1:A:1188:CYS:O	1:A:1189:LEU:HD22	1.97	0.64
2:B:114:TRP:NE1	2:B:259:ARG:NE	2.45	0.64
2:B:389:ARG:HB2	2:B:445:GLU:H	1.62	0.64
2:C:194:VAL:O	2:C:197:LEU:HB3	1.97	0.64
2:C:241:TRP:HZ3	2:C:255:TRP:CE2	2.16	0.64
2:C:263:TRP:HZ2	2:C:301:GLU:OE2	1.81	0.64
2:C:317:GLY:CA	2:C:320:SER:CB	2.74	0.64
2:C:475:LEU:HA	2:C:478:TYR:HB2	1.78	0.64
1:D:270:ASN:N	1:D:274:ASP:OD1	2.31	0.64
1:D:282:TYR:CE2	1:D:432:VAL:HG13	2.32	0.64
1:D:298:HIS:CE1	1:D:362:LEU:HD11	2.33	0.64
1:D:1067:SER:HB2	1:D:1071:ARG:HB3	1.79	0.64
2:E:133:HIS:CE1	2:F:231:ILE:HG22	2.32	0.64
2:E:301:GLU:HG2	2:E:303:LEU:HD11	1.78	0.64
2:E:324:GLY:N	2:E:331:VAL:O	2.30	0.64
2:F:74:GLN:HG3	2:F:75:ARG:N	2.10	0.64
2:F:194:VAL:O	2:F:197:LEU:HD22	1.98	0.64
2:F:273:PHE:CE1	2:F:291:TYR:HD1	2.15	0.64
2:F:301:GLU:HG2	2:F:339:ASN:HB3	1.78	0.64
1:A:597:ARG:HB3	1:A:616:GLU:OE1	1.98	0.64
1:A:937:THR:O	1:A:940:GLY:N	2.30	0.64
2:B:423:SER:OG	2:B:428:LEU:HD22	1.97	0.64
2:C:190:LEU:HB2	2:C:314:MET:HE1	1.79	0.64
2:C:204:LEU:CG	2:C:206:TYR:HB3	2.27	0.64
2:C:243:THR:O	2:C:334:CYS:SG	2.56	0.64
1:D:142:LEU:O	1:D:146:GLN:HG2	1.97	0.64
1:D:196:VAL:HG12	1:D:268:GLY:H	1.62	0.64
1:D:265:LEU:CD2	1:D:267:VAL:HG13	2.27	0.64

Continued on next page...

Continued from previous page...

Atom-1	Atom-2	Interatomic distance (Å)	Clash overlap (Å)
1:D:455:LEU:HD12	1:D:869:ARG:CZ	2.27	0.64
1:D:1204:THR:O	1:D:1205:GLY:C	2.36	0.64
2:E:200:VAL:CG1	2:F:418:LEU:CD2	2.76	0.64
2:E:386:ASP:OD2	2:E:442:LEU:HA	1.97	0.64
2:E:437:ILE:HG21	2:E:440:THR:OG1	1.98	0.64
2:E:475:LEU:O	2:E:479:ILE:N	2.31	0.64
2:F:82:SER:O	2:F:83:LYS:HG3	1.97	0.64
2:F:375:HIS:N	2:F:378:LEU:HD22	2.06	0.64
2:F:416:GLY:CA	2:F:419:GLU:HB3	2.28	0.64
2:F:442:LEU:CA	2:F:455:LEU:HD22	2.27	0.64
1:A:604:ALA:CB	1:A:717:LEU:HD11	2.27	0.64
1:A:624:VAL:C	1:A:745:PRO:O	2.36	0.64
1:A:829:PRO:HB3	1:A:882:PRO:C	2.17	0.64
1:A:913:CYS:O	1:A:914:THR:C	2.35	0.64
2:C:262:TRP:O	2:C:265:LYS:HB3	1.97	0.64
2:C:425:LEU:HD13	2:C:442:LEU:HD11	1.79	0.64
2:C:455:LEU:C	2:C:456:ARG:NE	2.51	0.64
1:D:80:SER:O	1:D:83:LEU:HD13	1.97	0.64
1:D:223:TRP:N	1:D:223:TRP:CD1	2.65	0.64
1:D:288:ARG:HG3	1:D:288:ARG:NH1	2.13	0.64
1:D:597:ARG:HB3	1:D:616:GLU:OE2	1.97	0.64
1:D:826:ILE:HG12	1:D:827:ARG:H	1.62	0.64
1:D:948:ILE:HD12	1:D:1071:ARG:HB3	1.79	0.64
1:D:1027:LYS:CB	1:D:1091:GLU:HA	2.27	0.64
1:D:1227:THR:O	1:D:1227:THR:OG1	2.10	0.64
2:F:317:GLY:HA2	2:F:320:SER:CB	2.24	0.64
2:F:376:PRO:HG3	2:F:482:ALA:HB1	1.79	0.64
2:F:384:ALA:HB2	2:F:437:ILE:HD12	1.77	0.64
2:F:474:PHE:HA	2:F:477:LYS:HD3	1.77	0.64
1:A:83:LEU:O	1:A:85:GLU:N	2.30	0.64
1:A:1140:LEU:HD23	1:A:1141:VAL:N	2.12	0.64
2:C:200:VAL:CG1	2:C:204:LEU:HB2	2.28	0.64
2:C:351:TYR:O	2:C:355:GLN:N	2.24	0.64
2:C:354:PHE:CE1	2:C:370:LYS:HB3	2.32	0.64
2:C:395:LEU:HD21	2:C:443:VAL:HB	1.80	0.64
2:C:396:ARG:NH1	2:C:397:GLN:CA	2.60	0.64
1:D:73:PRO:HG3	1:D:90:GLN:CG	2.24	0.64
1:D:76:ILE:CB	1:D:911:HIS:NE2	2.61	0.64
1:D:204:ALA:O	1:D:205:GLU:HG2	1.98	0.64
1:D:271:VAL:HA	1:D:293:ASP:CG	2.18	0.64
1:D:586:THR:H	1:D:587:PRO:HD3	1.63	0.64

Continued on next page...

Continued from previous page...

Atom-1	Atom-2	Interatomic distance (Å)	Clash overlap (Å)
1:D:592:LEU:CA	1:D:595:GLN:HG3	2.19	0.64
1:D:608:ASP:OD2	1:D:612:LEU:HB2	1.97	0.64
1:D:873:GLU:HB3	1:D:1200:PRO:HD3	1.78	0.64
1:D:885:THR:O	1:D:1140:LEU:HD23	1.98	0.64
1:D:914:THR:OG1	1:D:999:ASP:CB	2.46	0.64
1:D:917:GLY:O	1:D:920:THR:CA	2.46	0.64
1:D:1019:TRP:HD1	1:D:1020:ILE:N	1.94	0.64
1:D:1131:ILE:O	1:D:1137:VAL:HA	1.98	0.64
1:D:1207:GLU:OE2	1:D:1210:TYR:HE2	1.80	0.64
2:F:120:VAL:CG2	2:F:121:PHE:N	2.61	0.64
2:F:456:ARG:HB2	2:F:463:LYS:HA	1.79	0.64
1:A:192:GLU:C	1:A:193:ARG:CG	2.66	0.64
1:A:807:ARG:O	1:A:810:SER:OG	2.15	0.64
1:A:996:ARG:CZ	1:A:1003:TRP:HB3	2.28	0.64
2:C:238:SER:HA	2:C:338:VAL:HB	1.80	0.64
2:C:356:LEU:CD1	2:C:359:ASN:HD21	2.10	0.64
2:C:454:HIS:CB	2:C:466:MET:HB2	2.26	0.64
2:C:456:ARG:HG2	2:C:457:SER:N	2.11	0.64
1:D:116:PRO:HB3	1:D:921:LEU:HD11	1.78	0.64
1:D:179:GLY:C	1:D:181:GLU:H	1.86	0.64
1:D:247:LEU:O	1:D:248:GLU:CB	2.44	0.64
1:D:255:SER:HG	1:D:258:GLN:H	1.41	0.64
1:D:438:ASN:O	1:D:441:TRP:CB	2.45	0.64
1:D:550:GLN:H	1:D:551:LYS:HZ2	1.46	0.64
1:D:633:LYS:CB	1:D:638:THR:CG2	2.76	0.64
1:D:999:ASP:C	1:D:1001:GLY:H	2.01	0.64
2:E:369:ARG:HA	2:E:430:SER:CB	2.28	0.64
2:F:241:TRP:CB	2:F:336:LEU:CB	2.71	0.64
2:F:403:PHE:O	2:F:407:LEU:N	2.28	0.64
2:F:455:LEU:C	2:F:456:ARG:NE	2.51	0.64
2:F:468:ILE:HG13	2:F:472:LYS:HE3	1.79	0.64
1:A:528:GLU:HA	1:A:528:GLU:OE2	1.97	0.64
1:A:542:ASP:O	1:A:546:ARG:N	2.24	0.64
1:A:606:THR:HG23	1:A:613:HIS:H	1.59	0.64
1:A:648:PRO:O	1:A:652:ILE:N	2.28	0.64
1:A:813:VAL:HG23	1:A:814:VAL:H	1.63	0.64
1:A:823:ARG:C	1:A:825:VAL:H	2.00	0.64
1:A:890:ASP:OD1	1:A:1136:GLU:HG3	1.98	0.64
2:C:253:ASP:O	2:C:257:ARG:HD2	1.98	0.64
2:C:343:ASP:C	2:C:347:LEU:CD1	2.64	0.64
2:C:417:TYR:HD2	2:C:417:TYR:H	0.82	0.64

Continued on next page...

Continued from previous page...

Atom-1	Atom-2	Interatomic distance (Å)	Clash overlap (Å)
2:C:474:PHE:HA	2:C:477:LYS:HD2	1.79	0.64
1:D:259:ARG:CZ	1:D:259:ARG:CA	2.62	0.64
1:D:556:THR:CA	1:D:559:LEU:HD23	2.21	0.64
1:D:767:ALA:HB3	1:D:771:LEU:HB2	1.80	0.64
1:D:865:ALA:HB2	1:D:872:SER:O	1.98	0.64
2:E:254:PHE:CB	2:E:257:ARG:HH11	2.08	0.64
2:E:259:ARG:NH1	2:E:263:TRP:HE1	1.95	0.64
2:F:246:ARG:O	2:F:247:THR:C	2.36	0.64
1:A:192:GLU:HB2	1:A:195:LEU:CD2	2.29	0.63
1:A:275:ARG:HH21	1:A:845:VAL:CA	2.04	0.63
1:A:624:VAL:CG1	1:A:747:CYS:SG	2.86	0.63
1:A:652:ILE:HA	1:A:655:LEU:CG	2.27	0.63
1:A:878:VAL:HG12	1:A:879:GLN:NE2	2.13	0.63
1:A:1040:LYS:CB	1:A:1044:VAL:HG11	2.28	0.63
2:C:203:ARG:N	2:C:325:ARG:HD3	2.13	0.63
2:C:240:VAL:C	2:C:336:LEU:HB3	2.18	0.63
1:D:307:PHE:CD2	1:D:1048:ALA:O	2.51	0.63
1:D:349:ASP:O	1:D:351:SER:N	2.31	0.63
1:D:895:GLU:O	1:D:898:ILE:HG12	1.98	0.63
1:D:1116:MET:HE2	1:D:1116:MET:HA	1.80	0.63
1:D:1126:ASP:N	1:D:1126:ASP:OD1	2.30	0.63
1:D:1131:ILE:N	1:D:1131:ILE:HD13	2.11	0.63
1:D:1155:ILE:O	1:D:1158:LEU:HG	1.97	0.63
2:E:270:PRO:HA	2:E:273:PHE:HE2	1.59	0.63
2:F:126:PHE:HA	2:F:209:ALA:C	2.18	0.63
2:F:308:ASP:OD1	2:F:332:VAL:O	2.16	0.63
2:F:323:HIS:O	2:F:333:PRO:HD3	1.98	0.63
1:A:271:VAL:CG1	1:A:272:SER:H	1.83	0.63
1:A:275:ARG:HH22	1:A:845:VAL:HA	1.60	0.63
1:A:509:THR:HB	1:A:513:LEU:HD21	1.80	0.63
1:A:556:THR:CG2	2:C:452:LEU:HB2	2.28	0.63
1:A:591:LEU:HD12	1:A:594:LEU:CG	2.28	0.63
1:A:769:ASP:CG	1:A:770:PHE:H	2.01	0.63
1:A:944:GLU:CA	1:A:947:LYS:HE3	2.28	0.63
1:A:1210:TYR:CD1	1:A:1213:PRO:HG2	2.31	0.63
2:B:116:THR:HG22	2:B:121:PHE:CE2	2.34	0.63
2:B:313:HIS:CD2	2:B:314:MET:N	2.66	0.63
2:C:268:MET:N	2:C:352:ASP:OD2	2.27	0.63
1:D:101:ARG:O	1:D:105:GLU:HG3	1.97	0.63
1:D:131:TYR:HB2	1:D:138:HIS:ND1	2.13	0.63
1:D:282:TYR:HB2	1:D:841:LEU:HD12	1.80	0.63

Continued on next page...

Continued from previous page...

Atom-1	Atom-2	Interatomic distance (Å)	Clash overlap (Å)
1:D:551:LYS:H	1:D:551:LYS:CE	2.10	0.63
1:D:576:LEU:CD1	1:D:577:CYS:H	2.12	0.63
1:D:632:ALA:CB	1:D:657:ARG:HD2	2.28	0.63
1:D:869:ARG:N	1:D:1200:PRO:HB2	2.08	0.63
1:D:918:TRP:C	1:D:920:THR:H	1.98	0.63
1:D:1026:ARG:CZ	1:D:1029:GLN:OE1	2.46	0.63
2:E:268:MET:CE	2:E:373:LYS:HD3	2.28	0.63
2:F:88:ARG:NH1	2:F:88:ARG:HB2	2.13	0.63
2:F:300:ILE:HG22	2:F:301:GLU:H	1.62	0.63
2:F:351:TYR:HD1	2:F:355:GLN:HG2	1.62	0.63
2:F:432:TYR:CG	2:F:437:ILE:HD11	2.32	0.63
1:A:363:ARG:O	1:A:364:LEU:HD12	1.98	0.63
1:A:433:SER:HB2	1:A:1129:PHE:CE1	2.33	0.63
1:A:539:PHE:O	1:A:540:GLN:CB	2.45	0.63
1:A:586:THR:N	1:A:587:PRO:HD2	2.14	0.63
1:A:652:ILE:O	1:A:655:LEU:CD1	2.46	0.63
1:A:657:ARG:HA	1:A:660:CYS:HB3	1.79	0.63
1:A:868:ASP:O	1:A:869:ARG:CB	2.46	0.63
2:B:231:ILE:HD11	2:C:135:PRO:CG	2.29	0.63
2:B:261:GLN:O	2:B:265:LYS:N	2.30	0.63
2:C:88:ARG:HB2	2:C:88:ARG:NH1	2.14	0.63
2:C:347:LEU:C	2:C:350:LEU:HD11	2.18	0.63
2:C:387:VAL:HG12	2:C:395:LEU:HD22	1.80	0.63
1:D:113:TRP:CZ3	1:D:116:PRO:HD2	2.34	0.63
1:D:131:TYR:HB2	1:D:138:HIS:CE1	2.32	0.63
1:D:275:ARG:NH2	1:D:842:PRO:HB3	2.09	0.63
1:D:308:GLN:CD	1:D:1027:LYS:NZ	2.51	0.63
1:D:371:LYS:HG3	1:D:396:CYS:HB2	1.80	0.63
1:D:425:ALA:O	1:D:428:LEU:HD13	1.97	0.63
1:D:967:MET:HA	1:D:967:MET:CE	2.27	0.63
1:D:1064:ILE:HG23	1:D:1064:ILE:O	1.97	0.63
1:D:1197:CYS:O	1:D:1199:THR:O	2.17	0.63
2:E:121:PHE:HA	2:F:407:LEU:HD11	1.80	0.63
2:E:132:HIS:HB2	2:F:233:GLU:OE2	1.98	0.63
2:F:454:HIS:HB2	2:F:466:MET:CB	2.28	0.63
1:A:238:GLN:O	1:A:242:ALA:HB2	1.97	0.63
1:A:436:PRO:CD	1:A:879:GLN:NE2	2.60	0.63
1:A:539:PHE:CE2	1:A:540:GLN:HG2	2.34	0.63
1:A:893:SER:C	1:A:895:GLU:N	2.48	0.63
1:A:919:MET:O	1:A:920:THR:O	2.15	0.63
1:A:996:ARG:HB2	1:A:1004:LEU:CD2	2.26	0.63

Continued on next page...

Continued from previous page...

Atom-1	Atom-2	Interatomic distance (Å)	Clash overlap (Å)
2:B:269:SER:C	2:B:271:SER:H	2.02	0.63
2:B:374:LEU:N	2:B:458:ARG:HH22	1.90	0.63
2:B:481:SER:HA	2:B:484:ASN:OD1	1.98	0.63
2:C:240:VAL:CA	2:C:336:LEU:HB3	2.28	0.63
2:C:241:TRP:CB	2:C:336:LEU:CB	2.75	0.63
1:D:283:LEU:HA	1:D:434:TYR:HE1	1.61	0.63
1:D:293:ASP:CB	1:D:296:SER:HB2	2.28	0.63
1:D:499:LYS:HB2	1:D:499:LYS:NZ	2.13	0.63
1:D:516:GLU:O	1:D:517:GLY:O	2.16	0.63
1:D:576:LEU:C	1:D:577:CYS:O	2.34	0.63
1:D:612:LEU:HD11	1:D:622:TYR:CD2	2.33	0.63
1:D:788:GLY:O	1:D:791:ALA:HB3	1.98	0.63
1:D:856:GLU:HG3	1:D:860:LEU:HG	1.81	0.63
1:D:876:ALA:HA	1:D:1189:LEU:CB	2.25	0.63
2:E:200:VAL:CG1	2:F:418:LEU:HD23	2.29	0.63
1:A:81:ARG:NH1	1:A:126:ARG:HA	2.12	0.63
1:A:114:GLY:C	1:A:116:PRO:HD2	2.18	0.63
1:A:260:ASP:N	1:A:264:GLN:NE2	2.46	0.63
1:A:570:PRO:CB	1:A:572:TRP:CZ3	2.81	0.63
1:A:879:GLN:HA	1:A:879:GLN:HE21	1.63	0.63
1:A:885:THR:O	1:A:1140:LEU:HD23	1.98	0.63
1:A:890:ASP:OD2	1:A:1191:LYS:NZ	2.30	0.63
1:A:1006:ARG:CA	1:A:1006:ARG:HH11	2.12	0.63
1:A:1030:ARG:CZ	1:A:1040:LYS:HG2	2.29	0.63
1:A:1112:MET:HB2	1:A:1113:LEU:HD23	1.81	0.63
2:B:270:PRO:HB3	2:B:273:PHE:CE2	2.33	0.63
2:C:389:ARG:NE	2:C:390:GLY:H	1.94	0.63
1:D:495:PHE:HB2	1:D:573:TYR:HE1	1.64	0.63
1:D:658:LYS:O	1:D:662:GLU:HG2	1.98	0.63
1:D:659:HIS:CD2	1:D:719:LEU:CB	2.82	0.63
1:D:1060:LYS:HA	1:D:1060:LYS:HE3	1.81	0.63
1:D:1133:ILE:O	1:D:1136:GLU:N	2.27	0.63
2:E:375:HIS:ND1	2:E:376:PRO:HA	2.13	0.63
2:F:263:TRP:CZ2	2:F:301:GLU:OE2	2.51	0.63
2:F:360:SER:HB3	2:F:364:LYS:CD	2.28	0.63
2:F:363:ARG:HB3	2:F:363:ARG:CZ	2.29	0.63
2:F:442:LEU:HB2	2:F:455:LEU:CD2	2.28	0.63
2:F:449:GLU:C	2:F:451:GLY:N	2.43	0.63
2:F:470:LYS:HE3	2:F:471:LEU:HD21	1.79	0.63
1:A:301:ILE:HG23	1:A:302:SER:N	2.13	0.63
1:A:412:PRO:HG2	1:A:413:LEU:N	2.11	0.63

Continued on next page...

Continued from previous page...

Atom-1	Atom-2	Interatomic distance (Å)	Clash overlap (Å)
1:A:503:VAL:HG21	1:A:521:PRO:CA	2.28	0.63
1:A:658:LYS:HB2	1:A:713:PRO:O	1.99	0.63
1:A:898:ILE:HG12	1:A:899:ALA:N	2.14	0.63
1:A:914:THR:CA	1:A:918:TRP:HB3	2.23	0.63
2:C:338:VAL:O	2:C:339:ASN:C	2.34	0.63
2:C:425:LEU:HD11	2:C:429:TYR:CE2	2.34	0.63
1:D:136:ASP:OD2	1:D:1167:LYS:HE3	1.99	0.63
1:D:196:VAL:HG21	1:D:215:ILE:CD1	2.26	0.63
1:D:221:TYR:O	1:D:222:SER:OG	2.13	0.63
1:D:283:LEU:HA	1:D:434:TYR:CE1	2.33	0.63
1:D:350:ILE:C	1:D:352:SER:N	2.48	0.63
1:D:601:LYS:HG2	1:D:721:ALA:HA	1.80	0.63
2:F:375:HIS:HB3	2:F:378:LEU:HD13	1.80	0.63
2:F:474:PHE:HE1	2:F:478:TYR:CD2	2.15	0.63
1:A:83:LEU:CD2	1:A:89:GLY:HA2	2.28	0.63
1:A:545:ALA:HA	1:A:548:CYS:SG	2.38	0.63
1:A:559:LEU:CB	1:A:560:PRO:CD	2.77	0.63
1:A:831:TYR:N	1:A:831:TYR:HD1	1.97	0.63
1:A:974:THR:HG22	1:A:975:GLN:N	2.14	0.63
1:A:1006:ARG:NH1	1:A:1006:ARG:CA	2.58	0.63
1:A:1131:ILE:HG23	1:A:1137:VAL:HG13	1.80	0.63
1:A:1190:ARG:NE	1:A:1197:CYS:HB2	2.12	0.63
2:B:78:PHE:O	2:B:78:PHE:HD1	1.82	0.63
2:B:381:ILE:HD13	2:B:437:ILE:HG23	1.79	0.63
2:C:127:PRO:CD	2:C:128:VAL:N	2.60	0.63
2:C:472:LYS:HA	2:C:475:LEU:CD1	2.28	0.63
1:D:175:TRP:HB2	1:D:185:VAL:CG1	2.27	0.63
1:D:439:GLN:HG2	1:D:835:GLY:HA2	1.79	0.63
1:D:457:ARG:CA	1:D:460:LYS:HD2	2.27	0.63
1:D:576:LEU:CD2	1:D:579:ARG:HE	2.11	0.63
1:D:1000:GLU:O	1:D:1003:TRP:N	2.32	0.63
2:E:75:ARG:NH1	2:E:434:GLU:OE2	2.32	0.63
2:E:380:PRO:O	2:E:382:LYS:CD	2.47	0.63
2:E:390:GLY:N	2:E:395:LEU:CG	2.54	0.63
2:F:203:ARG:NE	2:F:204:LEU:CD1	2.62	0.63
2:F:303:LEU:HA	2:F:337:SER:CB	2.29	0.63
2:F:347:LEU:C	2:F:350:LEU:CD1	2.67	0.63
2:F:387:VAL:CG1	2:F:399:CYS:HB2	2.29	0.63
1:A:224:CYS:O	1:A:227:ARG:HB3	1.98	0.63
1:A:612:LEU:HB2	1:A:621:GLY:O	1.99	0.63
1:A:1157:ASN:O	1:A:1161:ARG:HD2	1.99	0.63

Continued on next page...

Continued from previous page...

Atom-1	Atom-2	Interatomic distance (Å)	Clash overlap (Å)
2:B:127:PRO:HB2	2:C:104:VAL:CG1	2.24	0.63
2:C:406:LEU:HA	2:C:409:ASN:HD21	1.63	0.63
1:D:294:THR:O	1:D:298:HIS:HB2	1.98	0.63
1:D:386:ARG:O	1:D:389:PHE:CG	2.51	0.63
1:D:420:HIS:HD2	1:D:1020:ILE:CD1	1.92	0.63
1:D:544:MET:O	1:D:548:CYS:HB3	1.99	0.63
1:D:598:VAL:O	1:D:600:PRO:N	2.32	0.63
1:D:760:CYS:O	1:D:761:ASN:C	2.36	0.63
1:D:770:PHE:CZ	1:D:968:GLN:O	2.52	0.63
1:D:948:ILE:HG21	1:D:1071:ARG:HB3	1.81	0.63
1:D:1007:GLU:O	1:D:1011:PRO:CD	2.45	0.63
1:D:1190:ARG:HH11	1:D:1195:MET:HE3	1.62	0.63
2:F:193:TYR:OH	2:F:333:PRO:HG3	1.99	0.63
2:F:215:PHE:CD1	2:F:215:PHE:N	2.65	0.63
2:F:239:LEU:N	2:F:338:VAL:CG2	2.61	0.63
2:F:353:SER:CB	2:F:373:LYS:O	2.45	0.63
1:A:490:TRP:HA	1:A:580:LEU:HB2	1.80	0.63
1:A:630:ASN:ND2	1:A:632:ALA:N	2.47	0.63
1:A:634:LEU:HG	1:A:635:PRO:HA	1.80	0.63
1:A:955:TYR:HB3	1:A:1098:ASN:OD1	1.98	0.63
2:B:234:LYS:HG2	2:B:341:ASP:OD2	1.99	0.63
2:B:461:THR:CG2	2:B:463:LYS:HZ2	2.12	0.63
2:C:235:THR:O	2:C:341:ASP:OD1	2.16	0.63
2:C:342:LEU:CD2	2:C:345:GLY:N	2.54	0.63
2:C:402:LEU:C	2:C:406:LEU:HD22	2.19	0.63
1:D:164:PRO:CD	1:D:165:LYS:H	2.10	0.63
1:D:316:LYS:CE	1:D:348:LEU:HD23	2.28	0.63
1:D:375:GLU:CD	1:D:379:LYS:HB3	2.18	0.63
1:D:454:GLU:HA	1:D:457:ARG:HG3	1.81	0.63
1:D:561:LYS:O	1:D:562:ARG:HB2	1.97	0.63
1:D:715:GLN:HG2	1:D:717:LEU:CG	2.29	0.63
1:D:728:THR:HG22	1:D:729:GLN:H	1.64	0.63
1:D:957:ALA:HB2	1:D:1094:THR:OG1	1.99	0.63
1:D:1028:VAL:CG2	1:D:1096:ARG:NH1	2.61	0.63
1:D:1044:VAL:O	1:D:1047:ARG:CG	2.47	0.63
1:D:1171:ASN:O	1:D:1172:ASP:CB	2.47	0.63
1:A:539:PHE:CD2	1:A:540:GLN:HG2	2.34	0.62
1:A:754:HIS:O	1:A:758:ASN:N	2.32	0.62
1:A:812:MET:HG3	1:A:813:VAL:H	1.64	0.62
1:A:913:CYS:HB2	1:A:999:ASP:OD1	1.99	0.62
2:B:77:HIS:HB2	2:C:195:ASN:OD1	1.99	0.62

Continued on next page...

Continued from previous page...

Atom-1	Atom-2	Interatomic distance (Å)	Clash overlap (Å)
2:B:342:LEU:C	2:B:342:LEU:HD13	2.20	0.62
2:C:322:LEU:HD22	2:C:322:LEU:C	2.19	0.62
2:C:342:LEU:CG	2:C:344:ARG:HB2	2.29	0.62
1:D:359:VAL:CG2	1:D:406:VAL:HG21	2.29	0.62
1:D:549:LEU:CD1	2:F:401:GLY:HA3	2.26	0.62
1:D:584:ALA:C	1:D:585:TRP:CE3	2.72	0.62
1:D:612:LEU:CD2	1:D:622:TYR:CE1	2.79	0.62
1:D:1058:PHE:CE2	1:D:1059:ASN:HB3	2.33	0.62
1:A:157:LEU:HD11	1:A:195:LEU:CA	2.29	0.62
1:A:385:ILE:HA	1:A:388:ASN:ND2	2.14	0.62
1:A:448:ALA:CB	1:A:870:VAL:CG1	2.77	0.62
1:A:652:ILE:CA	1:A:655:LEU:HG	2.29	0.62
1:A:734:HIS:CA	1:A:752:LEU:HD11	2.29	0.62
1:A:786:ALA:HB1	1:A:790:ARG:CZ	2.28	0.62
1:A:792:LEU:CD1	1:A:793:GLU:HG2	2.29	0.62
1:A:1207:GLU:C	1:A:1210:TYR:CD1	2.72	0.62
2:B:125:VAL:HG13	2:B:207:GLY:C	2.19	0.62
2:B:231:ILE:HG13	2:C:135:PRO:HG3	1.79	0.62
2:B:261:GLN:HA	2:B:264:ARG:CG	2.29	0.62
1:D:134:ASN:CB	1:D:137:GLN:HB2	2.29	0.62
1:D:177:ARG:O	1:D:178:TYR:C	2.37	0.62
1:D:213:VAL:CG1	1:D:401:TRP:CZ2	2.81	0.62
1:D:251:THR:OG1	1:D:254:SER:CA	2.43	0.62
1:D:917:GLY:O	1:D:920:THR:CB	2.46	0.62
1:D:1208:ARG:HG3	1:D:1209:ARG:N	2.12	0.62
2:E:199:LEU:HG	2:E:200:VAL:CG2	2.29	0.62
2:F:403:PHE:C	2:F:403:PHE:CD2	2.72	0.62
1:A:203:LEU:HD13	1:A:379:LYS:O	1.99	0.62
1:A:223:TRP:O	1:A:227:ARG:CB	2.47	0.62
1:A:226:GLN:O	1:A:226:GLN:CD	2.37	0.62
1:A:228:LEU:HD22	1:A:228:LEU:N	2.15	0.62
1:A:392:LEU:HD22	1:A:393:MET:HE3	1.80	0.62
1:A:655:LEU:HD13	1:A:719:LEU:O	1.98	0.62
1:A:656:TYR:CE1	1:A:744:ILE:HD12	2.34	0.62
1:A:885:THR:C	1:A:1146:ARG:NE	2.53	0.62
1:A:1124:ALA:CB	1:A:1148:ARG:NH1	2.59	0.62
2:B:396:ARG:HD2	2:B:417:TYR:CB	2.25	0.62
2:C:128:VAL:CG1	2:C:192:HIS:CD2	2.82	0.62
2:C:215:PHE:N	2:C:215:PHE:CD1	2.67	0.62
2:C:399:CYS:SG	2:C:400:GLN:N	2.72	0.62
1:D:197:PHE:HB2	1:D:277:HIS:HE1	1.64	0.62

Continued on next page...

Continued from previous page...

Atom-1	Atom-2	Interatomic distance (Å)	Clash overlap (Å)
1:D:210:THR:HG23	1:D:224:CYS:CB	2.23	0.62
1:D:282:TYR:HB2	1:D:841:LEU:CD1	2.29	0.62
1:D:389:PHE:HA	1:D:393:MET:HG2	1.77	0.62
1:D:452:TYR:HB3	1:D:801:TRP:CD1	2.33	0.62
1:D:456:GLN:C	1:D:460:LYS:HZ2	1.97	0.62
1:D:459:MET:CB	1:D:460:LYS:HZ1	2.12	0.62
1:D:608:ASP:CA	1:D:620:TRP:CZ3	2.82	0.62
1:D:627:ARG:O	1:D:628:ARG:HB3	1.98	0.62
1:D:648:PRO:O	1:D:652:ILE:HG13	1.99	0.62
1:D:743:ASP:HB2	1:D:744:ILE:HD13	1.80	0.62
1:D:1117:LYS:O	1:D:1121:GLU:HG2	1.99	0.62
1:D:1236:GLN:CB	1:D:1237:PRO:HD3	2.29	0.62
2:E:201:ASN:OD1	2:F:422:GLN:CB	2.47	0.62
2:E:233:GLU:OE1	2:F:131:LEU:HD12	1.98	0.62
2:F:124:GLN:O	2:F:125:VAL:HG12	2.00	0.62
2:F:277:ASP:OD2	2:F:285:LYS:HD2	1.99	0.62
2:F:307:GLY:HA2	2:F:335:VAL:H	1.64	0.62
2:F:343:ASP:O	2:F:347:LEU:HD13	2.00	0.62
1:A:80:SER:N	1:A:83:LEU:CD1	2.55	0.62
1:A:365:TYR:C	1:A:367:GLY:N	2.52	0.62
1:A:756:ASP:OD1	1:A:770:PHE:CZ	2.53	0.62
1:A:795:ASN:HD22	1:A:796:LYS:N	1.97	0.62
1:A:869:ARG:CG	1:A:870:VAL:HG23	2.28	0.62
1:A:1149:ALA:O	1:A:1152:ALA:HB3	2.00	0.62
2:B:131:LEU:HD22	2:C:233:GLU:OE2	1.99	0.62
2:B:322:LEU:O	2:B:323:HIS:O	2.17	0.62
2:C:209:ALA:CB	2:C:239:LEU:HA	2.29	0.62
2:C:395:LEU:CD2	2:C:443:VAL:O	2.47	0.62
1:D:434:TYR:CG	1:D:435:LEU:N	2.67	0.62
1:D:614:TYR:HA	1:D:620:TRP:HA	1.81	0.62
1:D:748:TRP:CZ3	1:D:750:PHE:HE2	2.17	0.62
1:D:1133:ILE:O	1:D:1134:HIS:C	2.37	0.62
1:D:1133:ILE:HG22	1:D:1134:HIS:CD2	2.35	0.62
1:D:1200:PRO:HG2	1:D:1203:PRO:CG	2.25	0.62
2:E:233:GLU:O	2:E:234:LYS:HG3	2.00	0.62
2:E:475:LEU:O	2:E:478:TYR:N	2.31	0.62
2:F:372:LEU:HD23	2:F:434:GLU:O	1.99	0.62
2:F:403:PHE:C	2:F:403:PHE:HD2	2.03	0.62
1:A:145:LYS:O	1:A:149:PRO:CD	2.47	0.62
1:A:607:TRP:CA	1:A:610:PHE:O	2.40	0.62
1:A:767:ALA:O	1:A:768:LYS:O	2.18	0.62

Continued on next page...

Continued from previous page...

Atom-1	Atom-2	Interatomic distance (Å)	Clash overlap (Å)
1:A:851:THR:HG22	1:A:853:ARG:HB2	1.80	0.62
1:A:1145:ASP:HB3	1:A:1148:ARG:NH2	2.14	0.62
2:B:236:GLU:HA	2:B:342:LEU:H	1.63	0.62
2:B:474:PHE:O	2:B:475:LEU:HB2	1.97	0.62
2:C:114:TRP:HE1	2:C:259:ARG:NH2	1.95	0.62
2:C:114:TRP:HE1	2:C:259:ARG:NH1	1.97	0.62
2:C:126:PHE:HA	2:C:209:ALA:C	2.19	0.62
2:C:264:ARG:HA	2:C:270:PRO:CB	2.28	0.62
1:D:80:SER:HB2	1:D:125:LEU:CG	2.29	0.62
1:D:257:THR:OG1	1:D:287:SER:HB2	1.98	0.62
1:D:282:TYR:CE2	1:D:432:VAL:HG22	2.29	0.62
1:D:300:ALA:CB	1:D:847:ALA:HB1	2.13	0.62
1:D:509:THR:HB	1:D:512:LYS:CB	2.18	0.62
1:D:633:LYS:HB2	1:D:638:THR:CG2	2.29	0.62
1:D:771:LEU:O	1:D:774:MET:HB2	1.99	0.62
2:E:91:LEU:HB3	2:E:347:LEU:HD11	1.81	0.62
2:E:380:PRO:N	2:E:438:LEU:CD1	2.62	0.62
2:F:68:ALA:O	2:F:72:ILE:HG12	2.00	0.62
2:F:114:TRP:NE1	2:F:259:ARG:CZ	2.56	0.62
2:F:346:MET:HE1	2:F:347:LEU:HD12	1.81	0.62
1:A:157:LEU:HD21	1:A:216:SER:OG	1.99	0.62
1:A:215:ILE:CG2	1:A:216:SER:N	2.51	0.62
1:A:241:PRO:O	1:A:244:LEU:HB2	1.99	0.62
1:A:376:LEU:C	1:A:378:VAL:H	2.02	0.62
1:A:382:MET:O	1:A:383:LYS:HB2	2.00	0.62
1:A:559:LEU:CD2	2:C:451:GLY:O	2.47	0.62
1:A:801:TRP:HZ3	1:A:808:ILE:HD12	1.62	0.62
1:A:931:LEU:HD23	1:A:931:LEU:C	2.19	0.62
1:A:990:LYS:HD3	1:A:1000:GLU:OE2	1.99	0.62
1:A:992:LEU:CD2	1:A:997:LEU:HD12	2.16	0.62
1:A:1155:ILE:HA	1:A:1158:LEU:CD1	2.29	0.62
2:B:103:GLY:O	2:B:106:LEU:HB3	1.99	0.62
2:C:431:LYS:NZ	2:C:435:MET:CG	2.61	0.62
1:D:282:TYR:O	1:D:434:TYR:CD1	2.52	0.62
1:D:350:ILE:HD12	1:D:350:ILE:N	2.09	0.62
1:D:546:ARG:CZ	2:F:404:ASN:HB3	2.30	0.62
1:D:631:LEU:N	1:D:631:LEU:HD23	2.15	0.62
1:D:649:TYR:HD2	1:D:652:ILE:CG2	2.12	0.62
1:D:656:TYR:CB	1:D:744:ILE:HD12	2.28	0.62
1:D:922:GLN:HE21	1:D:931:LEU:HD13	1.64	0.62
1:D:944:GLU:HG2	1:D:1071:ARG:NH1	2.14	0.62

Continued on next page...

Continued from previous page...

Atom-1	Atom-2	Interatomic distance (Å)	Clash overlap (Å)
1:D:1014:ARG:HB3	1:D:1014:ARG:HH11	1.65	0.62
1:D:1145:ASP:HA	1:D:1148:ARG:NE	2.14	0.62
1:D:1157:ASN:OD1	1:D:1161:ARG:CZ	2.47	0.62
1:D:1193:VAL:O	1:D:1195:MET:HE2	2.00	0.62
1:D:1200:PRO:CD	1:D:1203:PRO:HG2	2.28	0.62
2:F:428:LEU:O	2:F:429:TYR:C	2.37	0.62
1:A:197:PHE:CD1	1:A:213:VAL:O	2.53	0.62
1:A:241:PRO:HA	1:A:244:LEU:HG	1.79	0.62
1:A:297:MET:HE1	1:A:415:LEU:HD21	1.80	0.62
1:A:452:TYR:CD2	1:A:453:GLU:HG2	2.35	0.62
1:A:482:ASP:HB2	1:A:483:PRO:HD3	1.80	0.62
1:A:732:TYR:HD1	1:A:755:LYS:HZ3	1.44	0.62
1:A:898:ILE:HG12	1:A:899:ALA:H	1.64	0.62
2:B:259:ARG:O	2:B:262:TRP:N	2.33	0.62
2:B:324:GLY:HA2	2:B:325:ARG:NH2	2.13	0.62
2:B:407:LEU:CD2	2:C:120:VAL:HA	2.14	0.62
2:C:208:LEU:HD11	2:C:240:VAL:CB	2.28	0.62
1:D:265:LEU:HD21	1:D:267:VAL:CG1	2.29	0.62
1:D:290:ARG:HB3	1:D:428:LEU:HB3	1.81	0.62
1:D:359:VAL:HG22	1:D:406:VAL:HG21	1.82	0.62
1:D:496:LYS:HE3	1:D:571:GLY:HA3	1.81	0.62
1:D:515:ILE:HG23	1:D:565:HIS:O	1.98	0.62
1:D:575:LYS:CE	1:D:581:ASP:O	2.47	0.62
1:D:744:ILE:CG1	1:D:745:PRO:CD	2.77	0.62
1:D:1163:MET:HG3	1:D:1164:PHE:N	2.13	0.62
2:E:106:LEU:CA	2:E:109:ASN:OD1	2.47	0.62
2:E:112:ALA:O	2:E:115:TRP:N	2.33	0.62
2:E:297:LYS:O	2:E:298:GLU:HB2	1.99	0.62
2:F:193:TYR:CD1	2:F:193:TYR:C	2.72	0.62
2:F:425:LEU:HD11	2:F:429:TYR:CE2	2.35	0.62
1:A:256:PRO:HB3	1:A:280:GLU:O	1.99	0.62
1:A:624:VAL:O	1:A:624:VAL:CG2	2.48	0.62
1:A:1153:LEU:CD1	1:A:1157:ASN:HD21	2.13	0.62
1:A:1200:PRO:CB	1:A:1202:ASN:O	2.46	0.62
2:B:247:THR:O	2:B:251:TRP:HB2	2.00	0.62
2:B:396:ARG:NH1	2:B:417:TYR:HD2	1.93	0.62
1:D:200:GLU:CB	1:D:211:LEU:HD13	2.30	0.62
1:D:214:ALA:HB2	1:D:219:ALA:HB3	1.81	0.62
1:D:229:VAL:HG12	1:D:382:MET:O	2.00	0.62
1:D:366:GLY:N	1:D:367:PRO:CD	2.61	0.62
1:D:429:GLU:OE1	1:D:429:GLU:HA	1.99	0.62

Continued on next page...

Continued from previous page...

Atom-1	Atom-2	Interatomic distance (Å)	Clash overlap (Å)
1:D:608:ASP:CB	1:D:620:TRP:CE3	2.78	0.62
1:D:823:ARG:O	1:D:827:ARG:N	2.18	0.62
1:D:964:ARG:O	1:D:968:GLN:HG2	1.99	0.62
1:D:1190:ARG:NH1	1:D:1195:MET:CE	2.62	0.62
2:E:131:LEU:C	2:E:182:ARG:HH21	2.03	0.62
2:E:249:ASN:HA	2:E:252:LEU:HB2	1.80	0.62
2:F:336:LEU:C	2:F:336:LEU:CD2	2.68	0.62
1:A:669:MET:O	1:A:673:ALA:CA	2.48	0.62
1:A:1068:ASP:O	1:A:1069:ILE:HG22	1.99	0.62
2:C:384:ALA:CB	2:C:437:ILE:HD12	2.29	0.62
1:D:74:LEU:HD13	1:D:76:ILE:O	2.00	0.62
1:D:175:TRP:HA	1:D:185:VAL:HG21	1.81	0.62
1:D:295:MET:HE2	1:D:354:ASN:HA	1.80	0.62
1:D:345:TRP:CA	1:D:1040:LYS:HZ2	2.13	0.62
1:D:860:LEU:HD22	1:D:1132:SER:O	2.00	0.62
1:D:877:MET:CE	1:D:1207:GLU:HB2	2.30	0.62
1:D:973:LEU:N	1:D:973:LEU:HD23	2.14	0.62
2:E:205:PRO:HB3	2:E:242:PHE:O	1.99	0.62
2:F:241:TRP:CG	2:F:243:THR:HG23	2.34	0.62
1:A:175:TRP:HB2	1:A:184:ALA:O	2.00	0.62
1:A:394:GLN:O	1:A:397:ALA:HB3	2.00	0.62
1:A:400:VAL:CG1	1:A:404:HIS:NE2	2.63	0.62
1:A:623:LEU:O	1:A:625:PRO:HD2	2.00	0.62
1:A:960:PRO:HD2	1:A:961:PHE:CE1	2.35	0.62
2:C:335:VAL:HG22	2:C:336:LEU:N	2.15	0.62
2:C:403:PHE:C	2:C:403:PHE:CD2	2.73	0.62
1:D:193:ARG:HD2	1:D:263:GLU:CD	2.20	0.62
1:D:215:ILE:O	1:D:215:ILE:HG22	1.99	0.62
1:D:242:ALA:HB1	1:D:245:ILE:HD13	1.82	0.62
1:D:597:ARG:HD3	1:D:724:GLY:O	1.99	0.62
1:D:719:LEU:CD1	1:D:720:THR:N	2.62	0.62
1:D:735:GLY:CA	1:D:749:PHE:HA	2.30	0.62
1:D:739:TYR:O	1:D:741:ASP:N	2.33	0.62
1:D:767:ALA:O	1:D:768:LYS:HB3	2.00	0.62
1:D:868:ASP:C	1:D:869:ARG:HG3	2.20	0.62
1:D:1027:LYS:CB	1:D:1096:ARG:HE	2.12	0.62
1:D:1044:VAL:O	1:D:1047:ARG:HG3	1.99	0.62
1:D:1060:LYS:HD2	1:D:1060:LYS:N	2.15	0.62
2:F:240:VAL:HA	2:F:336:LEU:HB3	1.82	0.62
2:F:371:VAL:HG23	2:F:433:ASP:HB3	1.82	0.62
1:A:273:PHE:CA	1:A:276:ALA:CB	2.74	0.61

Continued on next page...

Continued from previous page...

Atom-1	Atom-2	Interatomic distance (Å)	Clash overlap (Å)
1:A:299:MET:HE1	1:A:353:VAL:HB	1.82	0.61
1:A:385:ILE:HA	1:A:388:ASN:HD22	1.65	0.61
1:A:624:VAL:H	1:A:746:GLY:HA2	1.64	0.61
1:A:771:LEU:HD22	1:A:771:LEU:N	2.09	0.61
1:A:893:SER:CB	1:A:896:LEU:HD23	2.29	0.61
1:A:1068:ASP:HA	1:A:1071:ARG:HD3	1.80	0.61
1:A:1155:ILE:O	1:A:1159:LEU:HG	1.99	0.61
2:B:419:GLU:CB	2:C:203:ARG:NH2	2.59	0.61
1:D:145:LYS:HB2	1:D:1118:TRP:CH2	2.34	0.61
1:D:213:VAL:CG2	1:D:401:TRP:CZ2	2.82	0.61
1:D:279:ARG:NH1	1:D:433:SER:O	2.32	0.61
1:D:470:ALA:O	1:D:474:LEU:CD1	2.47	0.61
1:D:656:TYR:CE1	1:D:743:ASP:CB	2.83	0.61
1:D:738:PRO:O	1:D:740:ASN:ND2	2.33	0.61
1:D:891:VAL:HG13	1:D:1135:ASP:CB	2.16	0.61
1:D:938:THR:O	1:D:939:VAL:CB	2.47	0.61
1:D:948:ILE:O	1:D:951:TYR:HB2	2.00	0.61
1:D:1010:LEU:O	1:D:1028:VAL:HG21	1.99	0.61
2:E:69:LEU:HD12	2:E:69:LEU:N	2.14	0.61
2:E:110:LEU:HA	2:E:378:LEU:CD2	2.30	0.61
2:E:203:ARG:HH21	2:E:203:ARG:HG3	1.64	0.61
2:E:406:LEU:HG	2:E:413:VAL:CG2	2.29	0.61
2:F:290:TYR:CD1	2:F:299:LEU:HA	2.35	0.61
2:F:314:MET:HE3	2:F:315:TYR:CE2	2.35	0.61
2:F:385:LEU:HD21	2:F:402:LEU:HD23	1.81	0.61
2:F:400:GLN:HE21	2:F:404:ASN:CG	2.03	0.61
1:A:169:TRP:O	1:A:170:ALA:HB3	1.99	0.61
1:A:434:TYR:C	1:A:435:LEU:HG	2.20	0.61
1:A:630:ASN:C	1:A:631:LEU:HD23	2.20	0.61
1:A:945:HIS:HA	1:A:948:ILE:HD11	1.82	0.61
2:B:113:GLU:C	2:B:262:TRP:HZ2	2.04	0.61
2:B:400:GLN:HE22	2:B:417:TYR:HB3	1.65	0.61
2:C:395:LEU:HD13	2:C:444:THR:HA	1.80	0.61
2:C:416:GLY:CA	2:C:419:GLU:HB3	2.30	0.61
1:D:81:ARG:HB2	1:D:81:ARG:CZ	2.30	0.61
1:D:252:GLY:O	1:D:253:ALA:HB3	2.00	0.61
1:D:453:GLU:O	1:D:456:GLN:N	2.32	0.61
1:D:499:LYS:HE3	1:D:499:LYS:O	2.00	0.61
1:D:576:LEU:HD23	1:D:579:ARG:HE	1.64	0.61
1:D:827:ARG:O	1:D:829:PRO:CD	2.30	0.61
1:D:831:TYR:HD1	1:D:831:TYR:O	1.83	0.61

Continued on next page...

Continued from previous page...

Atom-1	Atom-2	Interatomic distance (Å)	Clash overlap (Å)
1:D:869:ARG:CA	1:D:1200:PRO:HB2	2.30	0.61
1:D:902:LEU:O	1:D:905:ALA:HB3	1.99	0.61
1:D:1131:ILE:CD1	1:D:1138:ARG:N	2.33	0.61
1:D:1187:ARG:HD2	1:D:1212:ILE:HD11	1.81	0.61
1:D:1200:PRO:O	1:D:1200:PRO:HG2	2.00	0.61
1:D:1232:GLU:HG3	1:D:1234:ARG:HB2	1.80	0.61
2:E:407:LEU:C	2:E:409:ASN:H	2.04	0.61
2:F:466:MET:CA	2:F:471:LEU:HD22	2.31	0.61
1:A:158:LEU:O	1:A:409:GLN:NE2	2.29	0.61
1:A:308:GLN:HB3	1:A:1090:GLU:HG3	1.83	0.61
1:A:719:LEU:HD23	1:A:719:LEU:H	1.64	0.61
1:A:743:ASP:CB	1:A:744:ILE:HD13	2.30	0.61
1:A:1030:ARG:HE	1:A:1040:LYS:HE3	1.64	0.61
2:B:106:LEU:HB2	2:B:380:PRO:HG3	1.81	0.61
2:B:116:THR:HA	2:B:120:VAL:HG23	1.82	0.61
2:B:378:LEU:HD12	2:B:378:LEU:N	2.16	0.61
2:C:120:VAL:CG2	2:C:121:PHE:N	2.63	0.61
2:C:342:LEU:HB2	2:C:344:ARG:HG3	1.82	0.61
2:C:414:TRP:O	2:C:415:PRO:O	2.19	0.61
2:C:443:VAL:C	2:C:447:THR:HG21	2.21	0.61
1:D:543:VAL:O	1:D:547:ALA:HB3	2.00	0.61
1:D:598:VAL:HA	1:D:601:LYS:CD	2.30	0.61
1:D:733:HIS:ND1	1:D:750:PHE:HD1	1.98	0.61
1:D:1027:LYS:HB3	1:D:1091:GLU:HA	1.83	0.61
2:E:123:GLU:HB3	2:F:403:PHE:CE1	2.36	0.61
2:F:243:THR:O	2:F:334:CYS:CB	2.48	0.61
2:F:306:LEU:HD21	2:F:310:GLU:HG2	1.81	0.61
2:F:310:GLU:O	2:F:314:MET:N	2.30	0.61
2:F:342:LEU:CD2	2:F:345:GLY:N	2.55	0.61
2:F:455:LEU:O	2:F:465:MET:HA	1.99	0.61
1:A:372:GLU:OE2	1:A:399:ASP:OD2	2.17	0.61
1:A:660:CYS:HB2	1:A:745:PRO:HG3	1.83	0.61
1:A:769:ASP:CG	1:A:770:PHE:N	2.52	0.61
1:A:1002:GLU:O	1:A:1005:VAL:CG2	2.44	0.61
1:A:1048:ALA:HB3	1:A:1092:PHE:HE1	1.65	0.61
2:B:93:SER:OG	2:B:95:CYS:HB2	2.01	0.61
2:B:294:PRO:HG2	2:B:295:TRP:H	1.66	0.61
2:C:367:LEU:O	2:C:369:ARG:CD	2.47	0.61
1:D:161:GLN:O	1:D:163:PRO:HD3	2.00	0.61
1:D:270:ASN:HA	1:D:294:THR:CB	2.31	0.61
1:D:283:LEU:HG	1:D:814:VAL:CG2	2.30	0.61

Continued on next page...

Continued from previous page...

Atom-1	Atom-2	Interatomic distance (Å)	Clash overlap (Å)
1:D:383:LYS:O	1:D:386:ARG:CG	2.46	0.61
1:D:486:TRP:HE1	1:D:722:ARG:HG3	1.65	0.61
1:D:666:GLN:O	1:D:669:MET:O	2.17	0.61
1:D:742:VAL:HB	1:D:748:TRP:CZ3	2.35	0.61
1:D:795:ASN:HA	1:D:798:ILE:HD11	1.80	0.61
1:D:977:GLU:HA	1:D:980:GLU:HG3	1.81	0.61
1:D:1207:GLU:O	1:D:1208:ARG:C	2.39	0.61
2:E:189:ALA:HB1	2:E:240:VAL:HG11	1.82	0.61
2:F:241:TRP:H	2:F:336:LEU:CB	2.11	0.61
1:A:228:LEU:CD2	1:A:229:VAL:N	2.55	0.61
1:A:477:GLU:HG2	1:A:482:ASP:OD1	2.00	0.61
1:A:503:VAL:CG2	1:A:520:ALA:O	2.45	0.61
1:A:656:TYR:C	1:A:659:HIS:HB3	2.21	0.61
1:A:815:TRP:HE3	1:A:838:GLY:H	1.47	0.61
1:A:886:LEU:H	1:A:1146:ARG:NH2	1.96	0.61
1:A:1030:ARG:CD	1:A:1040:LYS:HZ1	2.14	0.61
2:B:106:LEU:O	2:B:109:ASN:HB3	2.00	0.61
2:B:238:SER:HA	2:B:339:ASN:ND2	2.14	0.61
2:B:311:LEU:O	2:B:313:HIS:N	2.33	0.61
2:C:402:LEU:HG	2:C:472:LYS:HZ1	1.63	0.61
2:C:431:LYS:HE2	2:C:435:MET:HB2	1.83	0.61
1:D:176:THR:OG1	1:D:218:SER:HB2	2.00	0.61
1:D:307:PHE:HD2	1:D:1048:ALA:O	1.82	0.61
1:D:359:VAL:O	1:D:359:VAL:CG1	2.46	0.61
1:D:792:LEU:CA	1:D:795:ASN:ND2	2.64	0.61
1:D:996:ARG:H	1:D:996:ARG:HD3	1.60	0.61
1:D:1210:TYR:CD1	1:D:1210:TYR:C	2.74	0.61
2:E:189:ALA:CB	2:E:240:VAL:HG21	2.30	0.61
2:E:303:LEU:HA	2:E:337:SER:O	2.00	0.61
2:F:243:THR:HB	2:F:247:THR:HG1	1.66	0.61
2:F:439:PHE:HD1	2:F:458:ARG:CG	2.13	0.61
1:A:169:TRP:HZ3	1:A:391:ASP:CA	2.11	0.61
1:A:225:SER:HG	1:A:386:ARG:HB2	1.64	0.61
1:A:572:TRP:O	1:A:573:TYR:C	2.36	0.61
1:A:894:GLN:O	1:A:898:ILE:HG23	2.00	0.61
1:A:1002:GLU:HG3	1:A:1003:TRP:HE3	1.65	0.61
1:A:1055:SER:O	1:A:1059:ASN:OD1	2.19	0.61
2:B:281:GLU:HG3	2:B:282:GLU:HG2	1.82	0.61
2:B:342:LEU:O	2:B:342:LEU:HD13	2.00	0.61
2:C:78:PHE:HZ	2:C:346:MET:CE	2.14	0.61
2:C:307:GLY:C	2:C:308:ASP:OD2	2.39	0.61

Continued on next page...

Continued from previous page...

Atom-1	Atom-2	Interatomic distance (Å)	Clash overlap (Å)
2:C:447:THR:O	2:C:448:LEU:C	2.38	0.61
1:D:380:GLY:O	1:D:385:ILE:HD12	2.00	0.61
1:D:595:GLN:O	1:D:597:ARG:N	2.33	0.61
1:D:626:GLY:HA3	1:D:628:ARG:O	2.00	0.61
1:D:938:THR:O	1:D:939:VAL:HB	2.00	0.61
1:D:1025:LEU:O	1:D:1025:LEU:CD2	2.49	0.61
1:D:1031:GLU:CD	1:D:1096:ARG:HH22	2.03	0.61
2:E:90:SER:HA	2:E:93:SER:HB2	1.81	0.61
2:E:478:TYR:CD1	2:E:478:TYR:O	2.54	0.61
2:F:132:HIS:ND1	2:F:132:HIS:N	2.42	0.61
2:F:255:TRP:O	2:F:256:LEU:C	2.39	0.61
1:A:70:ARG:CB	1:A:81:ARG:HB3	2.20	0.61
1:A:169:TRP:CZ3	1:A:391:ASP:CA	2.80	0.61
1:A:196:VAL:C	1:A:401:TRP:HH2	2.04	0.61
1:A:241:PRO:C	1:A:244:LEU:H	2.04	0.61
1:A:259:ARG:HG3	1:A:261:TRP:CD1	2.35	0.61
1:A:473:LEU:N	1:A:473:LEU:CD2	2.62	0.61
1:A:893:SER:CA	1:A:896:LEU:HD23	2.30	0.61
1:A:1113:LEU:HB3	1:A:1117:LYS:CE	2.29	0.61
2:C:131:LEU:O	2:C:133:HIS:HB2	2.01	0.61
2:C:244:PRO:N	2:C:247:THR:CG2	2.63	0.61
2:C:387:VAL:CG1	2:C:399:CYS:CB	2.78	0.61
2:C:394:GLU:O	2:C:397:GLN:HB3	2.01	0.61
1:D:275:ARG:HB2	1:D:843:GLN:CA	2.30	0.61
1:D:353:VAL:HG23	1:D:354:ASN:N	2.15	0.61
1:D:369:LEU:HD13	1:D:372:GLU:HB3	1.82	0.61
1:D:434:TYR:O	1:D:435:LEU:CG	2.47	0.61
1:D:866:ARG:HB3	1:D:867:PRO:CD	2.24	0.61
1:D:1183:VAL:O	1:D:1217:ALA:HA	2.00	0.61
1:D:1187:ARG:CD	1:D:1212:ILE:HD11	2.29	0.61
1:D:1210:TYR:CG	1:D:1211:GLY:N	2.68	0.61
2:F:81:GLY:HA3	2:F:97:PRO:CB	2.31	0.61
2:F:301:GLU:OE1	2:F:339:ASN:ND2	2.33	0.61
2:F:306:LEU:HD21	2:F:310:GLU:OE1	2.01	0.61
2:F:309:HIS:HA	2:F:312:LEU:CD1	2.23	0.61
1:A:199:VAL:CG2	1:A:277:HIS:HB2	2.31	0.61
1:A:275:ARG:HH22	1:A:844:VAL:C	2.03	0.61
1:A:928:GLY:O	1:A:931:LEU:HB3	2.00	0.61
1:A:1026:ARG:CB	1:A:1029:GLN:CD	2.66	0.61
1:A:1189:LEU:HD22	1:A:1189:LEU:N	2.16	0.61
2:B:258:HIS:CG	2:B:259:ARG:N	2.66	0.61

Continued on next page...

Continued from previous page...

Atom-1	Atom-2	Interatomic distance (Å)	Clash overlap (Å)
2:C:124:GLN:O	2:C:125:VAL:HG12	2.01	0.61
2:C:208:LEU:CD2	2:C:242:PHE:CD2	2.84	0.61
2:C:282:GLU:C	2:C:284:ARG:H	2.04	0.61
2:C:298:GLU:OE1	2:C:344:ARG:NH2	2.33	0.61
1:D:185:VAL:HB	1:D:186:PRO:HD2	1.83	0.61
1:D:190:PRO:HG3	1:D:219:ALA:HB2	1.81	0.61
1:D:313:ILE:HG13	1:D:314:ALA:N	2.16	0.61
1:D:367:PRO:HG2	1:D:368:PRO:HD3	1.82	0.61
1:D:632:ALA:HB1	1:D:657:ARG:HD2	1.83	0.61
1:D:1055:SER:O	1:D:1059:ASN:ND2	2.34	0.61
1:D:1056:GLU:HB3	1:D:1057:MET:CE	2.31	0.61
1:D:1210:TYR:HH	1:D:1212:ILE:HB	1.64	0.61
2:E:217:PRO:HA	2:E:231:ILE:HA	1.82	0.61
2:E:456:ARG:CG	2:E:457:SER:N	2.64	0.61
2:E:456:ARG:CB	2:E:463:LYS:HG2	2.17	0.61
2:F:442:LEU:O	2:F:455:LEU:CD2	2.48	0.61
1:A:73:PRO:HB2	1:A:90:GLN:HB3	1.83	0.61
1:A:392:LEU:HD23	1:A:392:LEU:C	2.22	0.61
1:A:410:GLN:O	1:A:414:PHE:HD2	1.83	0.61
1:A:420:HIS:O	1:A:424:LEU:HG	2.01	0.61
1:A:653:GLU:HA	1:A:656:TYR:CE2	2.35	0.61
1:A:1072:THR:N	1:A:1073:PRO:HD2	2.15	0.61
1:A:1236:GLN:HE21	1:A:1236:GLN:N	1.97	0.61
2:B:125:VAL:HG12	2:B:126:PHE:N	2.15	0.61
2:B:127:PRO:O	2:C:104:VAL:HG21	2.01	0.61
2:B:236:GLU:CD	2:B:341:ASP:HB3	2.21	0.61
2:C:402:LEU:O	2:C:406:LEU:HD13	2.00	0.61
1:D:289:MET:SD	1:D:291:PHE:CZ	2.94	0.61
1:D:412:PRO:HG2	1:D:413:LEU:H	1.66	0.61
1:D:420:HIS:O	1:D:424:LEU:HG	2.01	0.61
1:D:428:LEU:CD1	1:D:428:LEU:N	2.46	0.61
1:D:494:GLU:HA	1:D:573:TYR:H	1.66	0.61
1:D:500:ALA:HB2	1:D:521:PRO:CG	2.31	0.61
1:D:548:CYS:H	1:D:551:LYS:HZ3	1.45	0.61
1:D:612:LEU:H	1:D:612:LEU:HD12	1.62	0.61
1:D:801:TRP:CG	1:D:802:ARG:N	2.69	0.61
1:D:1221:TYR:O	1:D:1222:GLN:C	2.36	0.61
2:F:241:TRP:H	2:F:336:LEU:HB3	1.65	0.61
2:F:456:ARG:CG	2:F:457:SER:N	2.63	0.61
1:A:81:ARG:HG3	1:A:81:ARG:HH11	1.66	0.61
1:A:195:LEU:HG	1:A:265:LEU:CD2	2.31	0.61

Continued on next page...

Continued from previous page...

Atom-1	Atom-2	Interatomic distance (Å)	Clash overlap (Å)
1:A:259:ARG:NE	1:A:259:ARG:CA	2.60	0.61
1:A:261:TRP:O	1:A:262:GLN:HB2	2.00	0.61
1:A:411:LEU:N	1:A:412:PRO:HD2	2.16	0.61
1:A:441:TRP:CZ3	1:A:445:LEU:HD12	2.36	0.61
1:A:553:LYS:HD2	2:C:468:ILE:CG2	2.31	0.61
1:A:813:VAL:CG1	1:A:815:TRP:CZ2	2.84	0.61
1:A:1204:THR:O	1:A:1204:THR:CG2	2.37	0.61
2:B:466:MET:HG2	2:B:467:HIS:N	2.15	0.61
2:C:200:VAL:CB	2:C:204:LEU:HD22	2.31	0.61
2:C:395:LEU:CD2	2:C:443:VAL:HG12	2.28	0.61
2:C:407:LEU:HD13	2:C:408:GLU:OE2	2.01	0.61
1:D:275:ARG:HB2	1:D:843:GLN:HB3	0.75	0.61
1:D:293:ASP:HB3	1:D:296:SER:HB2	1.83	0.61
1:D:371:LYS:HG3	1:D:396:CYS:CB	2.31	0.61
1:D:402:ALA:O	1:D:406:VAL:HG13	2.00	0.61
1:D:618:HIS:CB	1:D:725:PRO:CG	2.77	0.61
1:D:914:THR:HG21	1:D:999:ASP:CB	2.30	0.61
1:D:966:LEU:CD2	1:D:970:ASN:ND2	2.64	0.61
1:D:1030:ARG:C	1:D:1032:THR:H	2.04	0.61
2:E:417:TYR:HD1	2:E:418:LEU:HG	1.66	0.61
2:E:456:ARG:HD3	2:E:463:LYS:CG	2.29	0.61
2:F:425:LEU:HD21	2:F:429:TYR:OH	2.00	0.61
2:F:449:GLU:C	2:F:449:GLU:CD	2.59	0.61
1:A:96:GLY:O	1:A:100:VAL:HG23	2.01	0.60
1:A:210:THR:O	1:A:211:LEU:CB	2.38	0.60
1:A:257:THR:HA	1:A:258:GLN:OE1	2.01	0.60
1:A:411:LEU:N	1:A:412:PRO:CD	2.64	0.60
1:A:851:THR:HG22	1:A:853:ARG:N	2.13	0.60
1:A:887:VAL:N	1:A:1146:ARG:NH1	2.48	0.60
1:A:950:ASN:O	1:A:951:TYR:C	2.39	0.60
1:A:1060:LYS:NZ	1:A:1073:PRO:HB2	2.16	0.60
2:C:307:GLY:HA2	2:C:335:VAL:H	1.66	0.60
2:C:317:GLY:C	2:C:319:VAL:N	2.47	0.60
2:C:368:HIS:NE2	2:C:370:LYS:HD2	2.16	0.60
2:C:387:VAL:CG2	2:C:417:TYR:HA	2.31	0.60
1:D:140:ARG:HH11	1:D:140:ARG:HG3	1.65	0.60
1:D:239:LEU:N	1:D:239:LEU:HD23	2.16	0.60
1:D:603:MET:O	1:D:605:LEU:N	2.34	0.60
1:D:909:GLY:O	1:D:912:GLY:HA2	2.00	0.60
1:D:1031:GLU:CD	1:D:1096:ARG:NH2	2.54	0.60
1:D:1107:ASP:O	1:D:1110:HIS:HB2	2.01	0.60

Continued on next page...

Continued from previous page...

Atom-1	Atom-2	Interatomic distance (Å)	Clash overlap (Å)
1:D:1113:LEU:O	1:D:1116:MET:HB2	2.01	0.60
1:D:1190:ARG:CD	1:D:1195:MET:HE3	2.26	0.60
1:D:1221:TYR:O	1:D:1224:ILE:N	2.34	0.60
2:E:375:HIS:NE2	2:E:376:PRO:HB3	2.16	0.60
2:F:197:LEU:CD1	2:F:322:LEU:HD21	2.31	0.60
2:F:303:LEU:HG	2:F:337:SER:OG	2.01	0.60
2:F:326:ASP:CG	2:F:329:LYS:HB2	2.22	0.60
2:F:395:LEU:CB	2:F:443:VAL:HG21	2.30	0.60
2:F:403:PHE:HE1	2:F:415:PRO:HG3	1.60	0.60
1:A:174:GLY:O	1:A:175:TRP:CD2	2.54	0.60
1:A:254:SER:O	1:A:255:SER:CB	2.49	0.60
1:A:313:ILE:HA	1:A:316:LYS:HG2	1.84	0.60
1:A:434:TYR:O	1:A:1129:PHE:CE1	2.54	0.60
1:A:513:LEU:CB	1:A:568:GLY:CA	2.56	0.60
1:A:582:ASP:O	1:A:583:PRO:C	2.39	0.60
1:A:739:TYR:C	1:A:741:ASP:O	2.39	0.60
1:A:1019:TRP:CZ2	1:A:1111:LEU:HD21	2.36	0.60
1:A:1128:ARG:CG	1:A:1129:PHE:N	2.43	0.60
1:A:1231:LEU:HD12	1:A:1235:SER:HB2	1.83	0.60
2:B:122:ARG:HB3	2:B:122:ARG:NH1	2.16	0.60
2:B:182:ARG:HB3	2:B:215:PHE:CD1	2.36	0.60
2:C:114:TRP:NE1	2:C:259:ARG:NH1	2.49	0.60
2:C:272:ASN:HA	2:C:292:ASN:ND2	2.15	0.60
2:C:387:VAL:HG12	2:C:395:LEU:HD23	1.81	0.60
1:D:129:PRO:O	1:D:131:TYR:CZ	2.54	0.60
1:D:273:PHE:O	1:D:277:HIS:HD2	1.84	0.60
1:D:347:TRP:NE1	1:D:349:ASP:OD2	2.33	0.60
1:D:790:ARG:O	1:D:794:ILE:HG12	2.01	0.60
1:D:1006:ARG:HH21	1:D:1017:GLY:HA3	1.64	0.60
1:D:1014:ARG:HD2	1:D:1014:ARG:C	2.21	0.60
1:D:1198:LYS:HA	1:D:1204:THR:HB	1.83	0.60
2:E:385:LEU:CD1	2:E:441:VAL:HB	2.31	0.60
2:E:447:THR:HG23	2:E:452:LEU:N	2.16	0.60
1:A:352:SER:C	1:A:358:LEU:HD21	2.22	0.60
1:A:816:LEU:HD12	1:A:837:TYR:O	2.00	0.60
1:A:866:ARG:CG	1:A:1069:ILE:CG2	2.75	0.60
1:A:918:TRP:C	1:A:920:THR:N	2.52	0.60
1:A:932:HIS:O	1:A:935:THR:HB	2.01	0.60
1:A:964:ARG:HD2	1:A:1053:THR:HG21	1.82	0.60
1:A:1093:MET:O	1:A:1097:VAL:HG23	2.01	0.60
2:B:437:ILE:HG22	2:B:438:LEU:N	2.15	0.60

Continued on next page...

Continued from previous page...

Atom-1	Atom-2	Interatomic distance (Å)	Clash overlap (Å)
2:C:239:LEU:O	2:C:338:VAL:HG13	2.01	0.60
2:C:338:VAL:O	2:C:338:VAL:HG23	2.01	0.60
1:D:368:PRO:CB	1:D:369:LEU:HD23	2.31	0.60
1:D:891:VAL:CG1	1:D:1135:ASP:CB	2.76	0.60
2:E:214:CYS:SG	2:E:236:GLU:HB3	2.41	0.60
2:F:254:PHE:N	2:F:257:ARG:NH2	2.48	0.60
1:A:213:VAL:HG22	1:A:221:TYR:CE2	2.36	0.60
1:A:301:ILE:CG2	1:A:302:SER:N	2.64	0.60
1:A:878:VAL:C	1:A:879:GLN:NE2	2.54	0.60
1:A:1133:ILE:HD13	1:A:1133:ILE:C	2.21	0.60
2:B:244:PRO:O	2:B:248:SER:CB	2.45	0.60
2:B:260:LEU:O	2:B:264:ARG:CD	2.49	0.60
2:B:440:THR:O	2:B:441:VAL:HG13	2.01	0.60
2:C:110:LEU:O	2:C:111:ALA:C	2.40	0.60
2:C:144:ALA:O	2:C:145:PHE:HB2	2.01	0.60
2:C:204:LEU:HD11	2:C:206:TYR:HB3	1.81	0.60
2:C:336:LEU:CD2	2:C:337:SER:O	2.50	0.60
2:C:342:LEU:CD2	2:C:342:LEU:O	2.48	0.60
2:C:421:MET:HE2	2:C:422:GLN:CB	2.30	0.60
1:D:224:CYS:O	1:D:227:ARG:N	2.35	0.60
1:D:1155:ILE:CA	1:D:1158:LEU:HD21	2.27	0.60
1:D:1209:ARG:HH12	2:F:252:LEU:HD13	1.64	0.60
2:E:319:VAL:HG13	2:E:320:SER:N	2.16	0.60
2:F:200:VAL:O	2:F:201:ASN:HB2	2.01	0.60
2:F:254:PHE:O	2:F:257:ARG:HB2	2.01	0.60
1:A:448:ALA:CA	1:A:870:VAL:CG1	2.80	0.60
1:A:572:TRP:HE3	1:A:572:TRP:HA	1.66	0.60
1:A:606:THR:HG23	1:A:613:HIS:CA	2.29	0.60
1:A:869:ARG:O	1:A:872:SER:CB	2.48	0.60
1:A:1019:TRP:CD1	1:A:1020:ILE:HG22	2.36	0.60
1:A:1028:VAL:O	1:A:1031:GLU:O	2.18	0.60
2:B:304:TRP:HB2	2:B:337:SER:HB3	1.83	0.60
2:B:400:GLN:NE2	2:B:417:TYR:HB3	2.16	0.60
2:C:305:ASN:C	2:C:335:VAL:HG11	2.21	0.60
2:C:344:ARG:CA	2:C:347:LEU:HD13	2.31	0.60
2:C:372:LEU:CD1	2:C:374:LEU:HG	2.32	0.60
2:C:456:ARG:HE	2:C:456:ARG:N	1.99	0.60
2:C:471:LEU:CA	2:C:474:PHE:HD2	2.15	0.60
1:D:219:ALA:O	1:D:220:TRP:CB	2.44	0.60
1:D:242:ALA:O	1:D:245:ILE:HG12	2.02	0.60
1:D:267:VAL:O	1:D:269:HIS:NE2	2.34	0.60

Continued on next page...

Continued from previous page...

Atom-1	Atom-2	Interatomic distance (Å)	Clash overlap (Å)
1:D:436:PRO:HA	1:D:839:ALA:HB2	1.84	0.60
1:D:842:PRO:O	1:D:844:VAL:HG22	2.01	0.60
2:E:214:CYS:SG	2:E:236:GLU:CD	2.79	0.60
2:F:206:TYR:N	2:F:206:TYR:CD2	2.69	0.60
1:A:1118:TRP:HA	1:A:1118:TRP:CE3	2.36	0.60
2:B:217:PRO:O	2:B:231:ILE:HA	2.02	0.60
2:B:231:ILE:HD13	2:B:231:ILE:N	2.15	0.60
2:B:431:LYS:O	2:B:435:MET:N	2.32	0.60
2:C:121:PHE:O	2:C:123:GLU:N	2.35	0.60
2:C:187:HIS:HA	2:C:190:LEU:HD12	1.84	0.60
2:C:389:ARG:CG	2:C:390:GLY:N	2.65	0.60
1:D:86:GLN:C	1:D:87:ILE:HG12	2.21	0.60
1:D:194:ALA:O	1:D:195:LEU:HG	2.02	0.60
1:D:301:ILE:O	1:D:1024:ASP:CG	2.39	0.60
1:D:316:LYS:HD2	1:D:348:LEU:HD23	1.83	0.60
1:D:359:VAL:O	1:D:360:HIS:C	2.37	0.60
1:D:371:LYS:HD3	1:D:392:LEU:HD21	1.81	0.60
1:D:379:LYS:O	1:D:379:LYS:HD3	2.00	0.60
1:D:414:PHE:C	1:D:417:ARG:HB2	2.21	0.60
1:D:491:ASP:O	1:D:492:LEU:O	2.20	0.60
1:D:666:GLN:HG2	1:D:669:MET:CE	2.31	0.60
1:D:718:ALA:O	1:D:722:ARG:CD	2.48	0.60
1:D:944:GLU:HG2	1:D:1071:ARG:CZ	2.31	0.60
1:D:1144:GLU:O	1:D:1145:ASP:HB2	2.01	0.60
1:D:1232:GLU:HB2	1:D:1234:ARG:HB2	1.84	0.60
2:E:93:SER:O	2:E:95:CYS:N	2.34	0.60
2:E:325:ARG:HG2	2:E:330:ASN:CA	2.27	0.60
2:E:437:ILE:CD1	2:E:437:ILE:N	2.64	0.60
2:E:443:VAL:HA	2:E:453:ILE:HG22	1.84	0.60
2:F:94:GLY:HA2	2:F:96:HIS:ND1	2.16	0.60
2:F:311:LEU:O	2:F:314:MET:HB2	2.01	0.60
2:F:340:GLY:O	2:F:341:ASP:O	2.18	0.60
2:F:386:ASP:HB3	2:F:442:LEU:CD2	2.26	0.60
2:F:430:SER:OG	2:F:431:LYS:N	2.34	0.60
2:F:461:THR:O	2:F:461:THR:OG1	2.20	0.60
1:A:136:ASP:OD1	1:A:137:GLN:N	2.34	0.60
1:A:216:SER:O	1:A:217:PRO:O	2.19	0.60
1:A:271:VAL:O	1:A:275:ARG:HD3	2.01	0.60
1:A:386:ARG:HB2	1:A:390:GLN:HE22	1.67	0.60
1:A:400:VAL:HG12	1:A:404:HIS:CD2	2.35	0.60
1:A:451:THR:HB	1:A:869:ARG:NH2	2.17	0.60

Continued on next page...

Continued from previous page...

Atom-1	Atom-2	Interatomic distance (Å)	Clash overlap (Å)
1:A:570:PRO:HB2	1:A:572:TRP:CE3	2.37	0.60
1:A:811:GLN:NE2	1:A:859:TRP:HZ2	1.99	0.60
1:A:844:VAL:O	1:A:844:VAL:HG13	2.02	0.60
1:A:894:GLN:O	1:A:898:ILE:CG2	2.50	0.60
1:A:1069:ILE:HG22	1:A:1070:PRO:CD	2.28	0.60
2:B:116:THR:HA	2:B:120:VAL:HB	1.84	0.60
2:B:447:THR:HA	2:B:450:ASN:OD1	2.02	0.60
2:C:402:LEU:HB3	2:C:406:LEU:HD21	1.84	0.60
1:D:214:ALA:N	1:D:401:TRP:CH2	2.69	0.60
1:D:251:THR:O	1:D:254:SER:C	2.39	0.60
1:D:350:ILE:HG23	1:D:352:SER:CB	2.20	0.60
1:D:422:VAL:HG11	1:D:1111:LEU:CD1	2.31	0.60
1:D:427:MET:O	1:D:846:THR:HG21	2.01	0.60
1:D:597:ARG:HB3	1:D:616:GLU:CD	2.22	0.60
1:D:618:HIS:HB3	1:D:725:PRO:HB2	1.83	0.60
1:D:894:GLN:O	1:D:898:ILE:HG23	2.02	0.60
1:D:961:PHE:HD1	1:D:961:PHE:H	1.48	0.60
1:D:1029:GLN:HE21	1:D:1030:ARG:NH2	1.97	0.60
2:E:94:GLY:N	2:E:234:LYS:HE2	2.16	0.60
2:E:199:LEU:HD22	2:F:77:HIS:CD2	2.35	0.60
2:E:371:VAL:CG1	2:E:372:LEU:H	2.14	0.60
2:E:385:LEU:O	2:E:440:THR:HG23	2.01	0.60
2:F:260:LEU:O	2:F:264:ARG:HG3	2.02	0.60
1:A:177:ARG:HB2	1:A:183:GLU:HB3	1.83	0.60
1:A:177:ARG:CB	1:A:183:GLU:HB3	2.32	0.60
1:A:188:ALA:O	1:A:189:ILE:HG12	2.01	0.60
1:A:232:ARG:HB3	1:A:239:LEU:CD2	2.08	0.60
1:A:297:MET:CE	1:A:411:LEU:HD22	2.32	0.60
1:A:572:TRP:HA	1:A:572:TRP:CE3	2.37	0.60
1:A:655:LEU:HB2	1:A:719:LEU:CB	2.26	0.60
1:A:655:LEU:HD22	1:A:722:ARG:CZ	2.32	0.60
1:A:823:ARG:O	1:A:824:ALA:HB3	2.02	0.60
1:A:1120:PHE:O	1:A:1125:ILE:HD13	2.02	0.60
2:C:395:LEU:HD22	2:C:443:VAL:O	2.01	0.60
1:D:136:ASP:O	1:D:140:ARG:HD3	2.02	0.60
1:D:656:TYR:O	1:D:744:ILE:HG13	2.02	0.60
1:D:954:ILE:HG22	1:D:955:TYR:CD2	2.37	0.60
1:D:1027:LYS:HB2	1:D:1096:ARG:NE	2.17	0.60
1:D:1065:ALA:O	1:D:1067:SER:N	2.35	0.60
2:E:187:HIS:O	2:E:190:LEU:HB2	2.01	0.60
2:F:134:LYS:CB	2:F:180:LYS:HE2	2.32	0.60

Continued on next page...

Continued from previous page...

Atom-1	Atom-2	Interatomic distance (Å)	Clash overlap (Å)
2:F:447:THR:O	2:F:452:LEU:CA	2.46	0.60
1:A:228:LEU:HD11	1:A:386:ARG:CB	2.31	0.60
1:A:256:PRO:CD	1:A:257:THR:N	2.61	0.60
1:A:353:VAL:O	1:A:354:ASN:HB3	2.02	0.60
1:A:410:GLN:C	1:A:412:PRO:HD2	2.22	0.60
1:A:481:GLU:O	1:A:484:TRP:HB2	2.02	0.60
1:A:573:TYR:C	1:A:574:ARG:HG3	2.22	0.60
1:A:612:LEU:CD2	1:A:620:TRP:CA	2.78	0.60
1:A:766:PHE:O	1:A:767:ALA:C	2.40	0.60
1:A:891:VAL:HA	1:A:1180:PHE:CE1	2.27	0.60
1:A:1016:GLU:HB2	1:A:1020:ILE:HA	1.84	0.60
2:B:208:LEU:HD21	2:B:240:VAL:HB	1.84	0.60
2:B:259:ARG:C	2:B:261:GLN:N	2.51	0.60
2:C:290:TYR:CD1	2:C:299:LEU:HA	2.36	0.60
2:C:309:HIS:HA	2:C:312:LEU:CD1	2.32	0.60
1:D:173:GLU:O	1:D:175:TRP:N	2.34	0.60
1:D:273:PHE:O	1:D:277:HIS:CD2	2.54	0.60
1:D:457:ARG:CA	1:D:460:LYS:HZ2	2.15	0.60
1:D:620:TRP:CE2	1:D:751:LYS:HB2	2.37	0.60
1:D:656:TYR:HD1	1:D:743:ASP:HB2	1.65	0.60
1:D:815:TRP:CE3	1:D:836:LEU:HB3	2.36	0.60
1:D:883:GLY:HA2	1:D:1143:GLU:OE1	2.02	0.60
1:D:1006:ARG:NH1	1:D:1006:ARG:CA	2.39	0.60
2:E:119:VAL:O	2:E:123:GLU:HA	2.00	0.60
2:E:189:ALA:CB	2:E:240:VAL:HG11	2.32	0.60
2:E:388:GLY:CA	2:E:395:LEU:HD11	2.32	0.60
2:E:393:LEU:O	2:E:396:ARG:HG3	2.02	0.60
2:F:267:ALA:O	2:F:270:PRO:HD3	2.01	0.60
1:A:156:LEU:HD23	1:A:156:LEU:N	2.16	0.60
1:A:225:SER:OG	1:A:386:ARG:CB	2.47	0.60
1:A:348:LEU:C	1:A:350:ILE:H	1.99	0.60
1:A:389:PHE:HD1	1:A:390:GLN:NE2	2.00	0.60
1:A:592:LEU:O	1:A:596:MET:HG2	2.02	0.60
1:A:612:LEU:CD2	1:A:614:TYR:H	2.14	0.60
1:A:616:GLU:O	1:A:617:ARG:HB2	2.01	0.60
1:A:659:HIS:NE2	1:A:720:THR:HG22	2.17	0.60
1:A:812:MET:HE3	1:A:813:VAL:HG13	1.83	0.60
1:A:844:VAL:HA	1:A:856:GLU:HG3	1.82	0.60
2:B:265:LYS:CD	2:B:349:TYR:OH	2.50	0.60
2:B:412:SER:O	2:B:413:VAL:CG2	2.48	0.60
2:B:463:LYS:H	2:B:463:LYS:CD	2.15	0.60

Continued on next page...

Continued from previous page...

Atom-1	Atom-2	Interatomic distance (Å)	Clash overlap (Å)
2:C:204:LEU:CD1	2:C:206:TYR:HB3	2.31	0.60
1:D:85:GLU:OE1	1:D:130:LEU:HD13	2.01	0.60
2:E:193:TYR:O	2:E:197:LEU:CB	2.50	0.60
1:A:184:ALA:C	1:A:186:PRO:HD3	2.23	0.59
1:A:204:ALA:C	1:A:206:GLY:H	2.04	0.59
1:A:215:ILE:HB	1:A:401:TRP:CZ3	2.37	0.59
1:A:476:GLY:HA2	1:A:711:ALA:HB1	1.84	0.59
1:A:515:ILE:HD12	1:A:515:ILE:H	1.66	0.59
1:A:769:ASP:C	1:A:772:PRO:HD2	2.22	0.59
1:A:1058:PHE:O	1:A:1060:LYS:N	2.35	0.59
1:A:1165:ALA:HB2	1:A:1173:LEU:CG	2.32	0.59
1:A:1210:TYR:HE1	1:A:1213:PRO:CG	2.09	0.59
2:B:213:VAL:HA	2:B:235:THR:C	2.22	0.59
2:C:235:THR:O	2:C:341:ASP:CG	2.41	0.59
2:C:336:LEU:HD23	2:C:337:SER:C	2.21	0.59
2:C:342:LEU:HD21	2:C:345:GLY:H	1.65	0.59
2:C:354:PHE:O	2:C:355:GLN:C	2.40	0.59
2:C:372:LEU:HD11	2:C:436:SER:OG	2.00	0.59
2:C:388:GLY:N	2:C:443:VAL:O	2.32	0.59
2:C:456:ARG:HB2	2:C:463:LYS:O	2.02	0.59
1:D:407:PHE:CD1	1:D:408:GLN:N	2.70	0.59
1:D:444:TYR:OH	1:D:1206:MET:CB	2.49	0.59
1:D:549:LEU:HD23	1:D:552:LEU:HD12	1.84	0.59
1:D:665:LYS:C	1:D:669:MET:HG2	2.22	0.59
1:D:807:ARG:CB	1:D:858:THR:HG23	2.31	0.59
1:D:815:TRP:CZ3	1:D:836:LEU:HB3	2.36	0.59
1:D:853:ARG:HH12	1:D:1102:GLN:HA	1.67	0.59
1:D:1002:GLU:CG	1:D:1003:TRP:N	2.64	0.59
1:D:1116:MET:HG2	1:D:1156:THR:HG21	1.84	0.59
2:E:86:LEU:HB2	2:E:91:LEU:CD2	2.31	0.59
2:E:262:TRP:O	2:E:265:LYS:CB	2.46	0.59
2:E:380:PRO:HA	2:E:438:LEU:HD12	1.84	0.59
2:E:444:THR:OG1	2:E:446:THR:CG2	2.49	0.59
2:E:455:LEU:HD23	2:E:455:LEU:N	2.16	0.59
2:F:266:PHE:HB3	2:F:378:LEU:HD11	1.83	0.59
2:F:306:LEU:C	2:F:335:VAL:HB	2.22	0.59
2:F:342:LEU:CG	2:F:344:ARG:HB2	2.31	0.59
2:F:352:ASP:N	2:F:355:GLN:HB2	2.17	0.59
2:F:395:LEU:CD2	2:F:448:LEU:HD11	2.32	0.59
1:A:198:ASP:CB	1:A:400:VAL:HG11	2.32	0.59
1:A:309:ARG:O	1:A:313:ILE:N	2.34	0.59

Continued on next page...

Continued from previous page...

Atom-1	Atom-2	Interatomic distance (Å)	Clash overlap (Å)
1:A:371:LYS:HZ3	1:A:400:VAL:HG23	1.66	0.59
1:A:435:LEU:HD12	1:A:842:PRO:HD3	1.83	0.59
1:A:488:LEU:N	1:A:488:LEU:HD23	2.17	0.59
1:A:556:THR:HG22	2:C:467:HIS:NE2	2.17	0.59
1:A:570:PRO:HB2	1:A:572:TRP:CZ3	2.37	0.59
1:A:845:VAL:HG11	1:A:848:GLY:HA3	1.84	0.59
1:A:887:VAL:HG22	1:A:1146:ARG:NH1	2.14	0.59
1:A:948:ILE:HG13	1:A:949:PHE:HD2	1.66	0.59
1:A:1112:MET:HA	1:A:1156:THR:HG23	1.83	0.59
1:A:1119:LEU:HD23	1:A:1122:GLU:HG3	1.85	0.59
1:D:184:ALA:O	1:D:185:VAL:HG12	2.02	0.59
1:D:309:ARG:C	1:D:313:ILE:HG23	2.22	0.59
1:D:389:PHE:CA	1:D:393:MET:CG	2.72	0.59
1:D:504:LYS:CB	1:D:523:ASP:O	2.47	0.59
1:D:752:LEU:HB3	1:D:753:PRO:HB3	1.83	0.59
1:D:992:LEU:HB3	1:D:996:ARG:CD	2.32	0.59
1:D:1010:LEU:N	1:D:1011:PRO:CD	2.65	0.59
1:D:1204:THR:O	1:D:1207:GLU:N	2.35	0.59
2:E:104:VAL:HG21	2:F:128:VAL:CA	2.32	0.59
2:F:346:MET:SD	2:F:346:MET:C	2.81	0.59
2:F:387:VAL:HG13	2:F:399:CYS:HB2	1.83	0.59
2:F:446:THR:CB	2:F:450:ASN:H	2.15	0.59
2:F:472:LYS:O	2:F:475:LEU:HG	2.02	0.59
1:A:245:ILE:O	1:A:248:GLU:HG2	2.02	0.59
1:A:275:ARG:HG2	1:A:843:GLN:CB	2.32	0.59
1:A:665:LYS:HG2	1:A:666:GLN:H	1.66	0.59
1:A:1153:LEU:CD1	1:A:1157:ASN:ND2	2.65	0.59
1:A:1190:ARG:NH2	1:A:1197:CYS:HB2	2.18	0.59
2:B:79:LEU:CA	2:B:100:GLY:HA3	2.33	0.59
2:B:440:THR:O	2:B:455:LEU:HB2	2.02	0.59
2:C:208:LEU:CD2	2:C:242:PHE:CE2	2.84	0.59
2:C:456:ARG:CB	2:C:463:LYS:O	2.50	0.59
1:D:257:THR:OG1	1:D:287:SER:CB	2.50	0.59
1:D:285:GLN:NE2	1:D:1128:ARG:CG	2.61	0.59
1:D:798:ILE:HG22	1:D:869:ARG:HH12	1.61	0.59
1:D:1190:ARG:NE	1:D:1195:MET:HG2	2.17	0.59
1:D:1207:GLU:OE2	1:D:1210:TYR:CE2	2.54	0.59
2:E:380:PRO:O	2:E:382:LYS:HD2	2.02	0.59
2:E:442:LEU:HD13	2:E:442:LEU:C	2.23	0.59
2:E:447:THR:HG21	2:E:453:ILE:CG2	2.24	0.59
2:F:186:LEU:O	2:F:189:ALA:HB3	2.01	0.59

Continued on next page...

Continued from previous page...

Atom-1	Atom-2	Interatomic distance (Å)	Clash overlap (Å)
2:F:264:ARG:HA	2:F:270:PRO:HB3	1.84	0.59
1:A:115:GLN:O	1:A:118:VAL:HG13	2.02	0.59
1:A:275:ARG:NH2	1:A:844:VAL:C	2.55	0.59
1:A:869:ARG:O	1:A:872:SER:N	2.30	0.59
1:A:1232:GLU:HG3	1:A:1234:ARG:NE	2.17	0.59
2:B:83:LYS:HD2	2:B:83:LYS:N	2.15	0.59
2:B:246:ARG:C	2:B:248:SER:H	2.06	0.59
2:B:344:ARG:CD	2:B:344:ARG:N	2.65	0.59
2:B:372:LEU:O	2:B:458:ARG:HD2	2.01	0.59
2:C:239:LEU:HG	2:C:336:LEU:CD1	2.33	0.59
2:C:310:GLU:OE1	2:C:310:GLU:N	2.36	0.59
2:C:353:SER:OG	2:C:354:PHE:N	2.33	0.59
1:D:97:GLU:O	1:D:101:ARG:HG3	2.02	0.59
1:D:113:TRP:CE3	1:D:116:PRO:HG2	2.36	0.59
1:D:192:GLU:OE1	1:D:193:ARG:NH1	2.35	0.59
1:D:247:LEU:CA	1:D:815:TRP:CD1	2.84	0.59
1:D:808:ILE:HG21	1:D:874:LEU:HD23	1.83	0.59
1:D:887:VAL:H	1:D:1146:ARG:NH2	1.98	0.59
1:D:930:ASP:OD2	1:D:930:ASP:C	2.40	0.59
1:D:1193:VAL:CG2	1:D:1194:THR:N	2.36	0.59
2:E:101:PRO:CG	2:F:128:VAL:HG21	2.32	0.59
2:F:78:PHE:C	2:F:100:GLY:H	2.06	0.59
2:F:193:TYR:HB2	2:F:242:PHE:CZ	2.38	0.59
2:F:343:ASP:C	2:F:347:LEU:CD1	2.70	0.59
1:A:608:ASP:CA	1:A:779:LEU:HD22	2.32	0.59
1:A:1006:ARG:NH2	1:A:1010:LEU:CD1	2.57	0.59
1:A:1200:PRO:HB2	1:A:1203:PRO:CD	2.32	0.59
2:B:132:HIS:HA	2:B:182:ARG:NE	2.17	0.59
2:B:413:VAL:HG12	2:B:414:TRP:H	1.66	0.59
2:C:69:LEU:HD23	2:C:351:TYR:CD1	2.37	0.59
2:C:454:HIS:HD2	2:C:472:LYS:HE3	1.68	0.59
1:D:127:LEU:HD23	1:D:128:PRO:CD	2.32	0.59
1:D:182:GLY:O	1:D:183:GLU:HB2	2.03	0.59
1:D:289:MET:HE2	1:D:290:ARG:H	1.68	0.59
1:D:416:GLU:C	1:D:418:CYS:H	2.03	0.59
1:D:458:GLU:N	1:D:460:LYS:NZ	2.50	0.59
1:D:586:THR:N	1:D:587:PRO:HD3	2.16	0.59
1:D:770:PHE:HZ	1:D:968:GLN:O	1.85	0.59
1:D:793:GLU:O	1:D:797:MET:HG3	2.02	0.59
1:D:822:PRO:O	1:D:825:VAL:HB	2.03	0.59
1:D:866:ARG:NE	1:D:1069:ILE:HB	2.17	0.59

Continued on next page...

Continued from previous page...

Atom-1	Atom-2	Interatomic distance (Å)	Clash overlap (Å)
1:D:938:THR:O	1:D:939:VAL:HG23	2.03	0.59
1:D:1015:THR:CG2	1:D:1026:ARG:CB	2.80	0.59
1:D:1198:LYS:N	1:D:1204:THR:HG21	2.18	0.59
2:E:127:PRO:HG2	2:F:101:PRO:CA	2.33	0.59
2:E:211:ILE:HD13	2:E:211:ILE:N	2.18	0.59
2:E:456:ARG:HD2	2:E:461:THR:C	2.23	0.59
2:F:446:THR:C	2:F:449:GLU:H	2.06	0.59
1:A:974:THR:CG2	1:A:975:GLN:H	2.16	0.59
1:A:1131:ILE:CG2	1:A:1138:ARG:N	2.57	0.59
1:A:1219:ASP:O	1:A:1223:ILE:HG22	2.02	0.59
2:B:69:LEU:HD13	2:B:73:CYS:SG	2.43	0.59
2:C:197:LEU:HD11	2:C:322:LEU:CD2	2.32	0.59
2:C:206:TYR:O	2:C:241:TRP:HA	2.02	0.59
2:C:307:GLY:CA	2:C:335:VAL:HG12	2.32	0.59
2:C:341:ASP:OD1	2:C:342:LEU:N	2.30	0.59
1:D:76:ILE:CA	1:D:911:HIS:NE2	2.66	0.59
1:D:359:VAL:C	1:D:361:ARG:N	2.49	0.59
1:D:403:THR:HA	1:D:406:VAL:HG13	1.85	0.59
1:D:472:GLN:HB3	2:F:460:THR:C	2.23	0.59
1:D:872:SER:OG	1:D:1200:PRO:N	2.35	0.59
1:D:873:GLU:OE1	1:D:1203:PRO:CG	2.50	0.59
1:D:1069:ILE:HG12	1:D:1070:PRO:CD	2.32	0.59
1:D:1175:GLN:HG3	1:D:1176:SER:N	2.16	0.59
2:E:78:PHE:CD2	2:E:102:LEU:CD1	2.85	0.59
2:E:193:TYR:HE2	2:E:322:LEU:HD22	1.66	0.59
2:E:447:THR:HG23	2:E:452:LEU:H	1.68	0.59
1:A:83:LEU:O	1:A:84:HIS:C	2.41	0.59
1:A:175:TRP:CD1	1:A:176:THR:N	2.71	0.59
1:A:365:TYR:N	1:A:365:TYR:CD2	2.70	0.59
1:A:634:LEU:HD12	1:A:638:THR:CG2	2.33	0.59
1:A:776:ASP:C	1:A:776:ASP:OD1	2.41	0.59
1:A:851:THR:OG1	1:A:1102:GLN:HB3	2.02	0.59
1:A:868:ASP:CG	1:A:1199:THR:HG21	2.23	0.59
2:B:82:SER:HB3	2:B:85:GLN:HG2	1.85	0.59
2:B:204:LEU:CG	2:B:325:ARG:HH21	2.05	0.59
1:D:167:PRO:CD	1:D:168:ALA:H	2.16	0.59
1:D:245:ILE:CG1	1:D:246:PRO:HD3	2.33	0.59
1:D:306:SER:CB	1:D:1058:PHE:CE2	2.86	0.59
1:D:312:TRP:CA	1:D:316:LYS:HD3	2.32	0.59
1:D:479:TYR:HD1	1:D:480:LYS:HG3	1.65	0.59
1:D:509:THR:HG21	1:D:512:LYS:HD3	1.85	0.59

Continued on next page...

Continued from previous page...

Atom-1	Atom-2	Interatomic distance (Å)	Clash overlap (Å)
1:D:769:ASP:O	1:D:773:LYS:HG2	2.02	0.59
1:D:775:GLU:CG	1:D:780:GLN:HG3	2.20	0.59
1:D:795:ASN:N	1:D:795:ASN:ND2	2.34	0.59
1:D:875:LYS:HG3	1:D:1189:LEU:O	2.01	0.59
1:D:1015:THR:CG2	1:D:1026:ARG:HB2	2.32	0.59
1:D:1148:ARG:CZ	1:D:1231:LEU:HD22	2.33	0.59
2:E:106:LEU:O	2:E:109:ASN:OD1	2.20	0.59
2:E:205:PRO:HG2	2:E:241:TRP:HE1	1.67	0.59
2:E:282:GLU:HG3	2:E:309:HIS:CE1	2.37	0.59
2:E:466:MET:HG2	2:E:467:HIS:H	1.67	0.59
2:E:475:LEU:HB3	2:E:479:ILE:CD1	2.33	0.59
2:F:67:GLU:O	2:F:71:GLU:N	2.33	0.59
2:F:251:TRP:HA	2:F:251:TRP:HE3	1.66	0.59
2:F:306:LEU:HD21	2:F:310:GLU:CG	2.33	0.59
2:F:343:ASP:HB2	2:F:347:LEU:HD11	1.83	0.59
2:F:428:LEU:HB3	2:F:432:TYR:CE1	2.38	0.59
2:F:432:TYR:CB	2:F:437:ILE:HD11	2.31	0.59
1:A:154:ALA:O	1:A:158:LEU:HD13	2.02	0.59
1:A:213:VAL:HG12	1:A:401:TRP:CE2	2.36	0.59
1:A:282:TYR:CZ	1:A:291:PHE:CE1	2.91	0.59
1:A:460:LYS:O	1:A:464:MET:N	2.36	0.59
1:A:601:LYS:HZ1	1:A:721:ALA:C	2.05	0.59
1:A:605:LEU:HB2	1:A:614:TYR:CD1	2.38	0.59
1:A:728:THR:CG2	1:A:729:GLN:H	2.03	0.59
1:A:875:LYS:O	1:A:1189:LEU:HB2	2.02	0.59
1:A:996:ARG:CD	1:A:1000:GLU:O	2.51	0.59
1:A:1003:TRP:HA	1:A:1006:ARG:HB2	1.85	0.59
1:A:1231:LEU:HD12	1:A:1235:SER:CB	2.33	0.59
2:B:106:LEU:O	2:B:110:LEU:N	2.32	0.59
2:C:344:ARG:CA	2:C:347:LEU:HB2	2.25	0.59
2:C:393:LEU:HA	2:C:396:ARG:HG3	1.85	0.59
1:D:176:THR:HG23	1:D:177:ARG:N	2.16	0.59
1:D:279:ARG:CZ	1:D:433:SER:O	2.51	0.59
1:D:460:LYS:O	1:D:461:LYS:C	2.38	0.59
1:D:472:GLN:CG	2:F:460:THR:OG1	2.51	0.59
1:D:646:VAL:HG12	1:D:647:CYS:N	2.18	0.59
1:D:742:VAL:CG2	1:D:748:TRP:CE3	2.86	0.59
1:D:868:ASP:OD1	1:D:1199:THR:HG21	2.03	0.59
1:D:898:ILE:CG1	1:D:899:ALA:N	2.66	0.59
2:F:208:LEU:CD1	2:F:208:LEU:O	2.48	0.59
2:F:208:LEU:HD11	2:F:240:VAL:C	2.23	0.59

Continued on next page...

Continued from previous page...

Atom-1	Atom-2	Interatomic distance (Å)	Clash overlap (Å)
1:A:157:LEU:HD21	1:A:194:ALA:O	2.03	0.59
1:A:245:ILE:HG13	1:A:246:PRO:CD	2.22	0.59
1:A:464:MET:SD	1:A:579:ARG:HB2	2.43	0.59
1:A:560:PRO:HB2	2:C:452:LEU:HD21	1.85	0.59
1:A:604:ALA:CB	1:A:717:LEU:CD1	2.80	0.59
1:A:617:ARG:HB3	1:A:763:GLY:O	2.03	0.59
1:A:1060:LYS:HE2	1:A:1064:ILE:HG23	1.85	0.59
1:A:1113:LEU:HB2	1:A:1117:LYS:NZ	2.18	0.59
2:B:87:SER:C	2:B:89:ASP:H	2.06	0.59
2:B:411:ILE:HD12	2:B:411:ILE:N	2.18	0.59
2:C:466:MET:CA	2:C:471:LEU:HD22	2.33	0.59
1:D:86:GLN:HE21	1:D:132:GLY:HA3	1.68	0.59
1:D:312:TRP:CE3	1:D:316:LYS:HD2	2.38	0.59
1:D:348:LEU:HD21	1:D:350:ILE:CG1	2.23	0.59
1:D:597:ARG:NH1	1:D:725:PRO:N	2.51	0.59
1:D:907:PHE:HE2	1:D:913:CYS:HG	1.50	0.59
1:D:973:LEU:HB3	1:D:977:GLU:OE1	2.01	0.59
1:D:993:ARG:C	1:D:996:ARG:CD	2.70	0.59
1:D:1008:LEU:C	1:D:1008:LEU:HD22	2.22	0.59
1:D:1057:MET:HB3	1:D:1064:ILE:CD1	2.26	0.59
1:D:1069:ILE:CB	1:D:1070:PRO:CD	2.77	0.59
1:D:1109:LEU:HD21	1:D:1137:VAL:HG21	1.85	0.59
2:E:76:ARG:CG	2:E:435:MET:SD	2.90	0.59
2:E:199:LEU:CG	2:E:200:VAL:N	2.65	0.59
2:E:218:VAL:HB	2:E:230:SER:OG	2.02	0.59
2:E:247:THR:HB	2:E:251:TRP:NE1	2.18	0.59
2:E:379:ALA:HB3	2:E:438:LEU:HD21	1.85	0.59
2:F:442:LEU:O	2:F:455:LEU:CD1	2.50	0.59
1:A:173:GLU:OE2	1:A:223:TRP:CZ2	2.47	0.59
1:A:509:THR:CB	1:A:513:LEU:HD21	2.33	0.59
1:A:853:ARG:NH1	1:A:1102:GLN:O	2.36	0.59
1:A:868:ASP:CB	1:A:1199:THR:HB	2.33	0.59
1:A:896:LEU:HD21	1:A:951:TYR:CE2	2.38	0.59
1:A:1147:TYR:O	1:A:1150:ALA:HB3	2.03	0.59
1:A:1179:PHE:O	1:A:1220:ILE:HD11	2.03	0.59
2:B:182:ARG:HB3	2:B:215:PHE:HD1	1.67	0.59
2:C:67:GLU:O	2:C:71:GLU:HB3	2.02	0.59
2:C:81:GLY:HA3	2:C:97:PRO:CD	2.33	0.59
2:C:114:TRP:NE1	2:C:259:ARG:NH2	2.51	0.59
2:C:229:LYS:O	2:C:230:SER:HB2	2.02	0.59
2:C:361:PHE:HD2	2:C:362:THR:HG23	1.66	0.59

Continued on next page...

Continued from previous page...

Atom-1	Atom-2	Interatomic distance (Å)	Clash overlap (Å)
1:D:297:MET:HG3	1:D:415:LEU:CD1	2.32	0.59
1:D:482:ASP:CB	1:D:483:PRO:HD2	2.32	0.59
1:D:502:LYS:CG	1:D:506:GLU:HB3	2.33	0.59
1:D:514:PRO:O	1:D:568:GLY:HA3	2.03	0.59
1:D:516:GLU:HG2	1:D:565:HIS:NE2	2.17	0.59
1:D:742:VAL:CG1	1:D:743:ASP:N	2.65	0.59
1:D:795:ASN:C	1:D:798:ILE:HG12	2.22	0.59
1:D:877:MET:HE1	1:D:1203:PRO:C	2.22	0.59
1:D:1165:ALA:HB3	1:D:1166:TYR:CD1	2.37	0.59
2:F:304:TRP:N	2:F:337:SER:CB	2.52	0.59
2:F:371:VAL:HG23	2:F:433:ASP:CA	2.32	0.59
2:F:382:LYS:O	2:F:438:LEU:HB2	2.02	0.59
1:A:201:VAL:HG13	1:A:206:GLY:O	2.03	0.58
1:A:245:ILE:O	1:A:248:GLU:CG	2.51	0.58
1:A:371:LYS:HD3	1:A:396:CYS:CA	2.21	0.58
1:A:426:GLY:HA2	1:A:1117:LYS:HZ1	1.66	0.58
1:A:750:PHE:CD1	1:A:750:PHE:N	2.71	0.58
1:A:937:THR:HA	1:A:940:GLY:HA2	1.84	0.58
1:A:996:ARG:NH1	1:A:1003:TRP:HB3	2.17	0.58
1:A:1015:THR:C	1:A:1016:GLU:OE2	2.41	0.58
2:B:122:ARG:O	2:B:124:GLN:N	2.30	0.58
2:B:203:ARG:HH11	2:B:206:TYR:HB3	1.68	0.58
2:B:385:LEU:CB	2:B:441:VAL:HG23	2.32	0.58
2:C:74:GLN:HG3	2:C:75:ARG:N	2.17	0.58
2:C:81:GLY:HA3	2:C:97:PRO:HD2	1.84	0.58
2:C:128:VAL:CG1	2:C:192:HIS:HD2	2.16	0.58
2:C:344:ARG:CG	2:C:347:LEU:HD22	2.33	0.58
2:C:351:TYR:HD1	2:C:355:GLN:HA	1.67	0.58
2:C:394:GLU:C	2:C:397:GLN:HB3	2.23	0.58
2:C:484:ASN:C	2:C:485:VAL:HG13	2.23	0.58
1:D:213:VAL:HG13	1:D:401:TRP:NE1	2.17	0.58
1:D:291:PHE:O	1:D:293:ASP:N	2.36	0.58
1:D:439:GLN:NE2	1:D:837:TYR:HE2	2.01	0.58
1:D:474:LEU:N	1:D:474:LEU:CD1	2.65	0.58
1:D:498:LYS:HZ3	1:D:521:PRO:HB3	1.68	0.58
1:D:567:PRO:O	1:D:569:HIS:N	2.36	0.58
1:D:620:TRP:CD1	1:D:620:TRP:N	2.69	0.58
1:D:967:MET:CE	1:D:978:ALA:HB2	2.33	0.58
1:D:981:LYS:O	1:D:985:MET:HG3	2.03	0.58
1:D:1056:GLU:HB3	1:D:1057:MET:HE3	1.83	0.58
1:D:1188:CYS:SG	1:D:1189:LEU:N	2.75	0.58

Continued on next page...

Continued from previous page...

Atom-1	Atom-2	Interatomic distance (Å)	Clash overlap (Å)
2:E:380:PRO:C	2:E:382:LYS:N	2.55	0.58
2:F:131:LEU:O	2:F:133:HIS:HB2	2.03	0.58
2:F:239:LEU:H	2:F:338:VAL:CB	2.14	0.58
2:F:294:PRO:HD2	2:F:295:TRP:CZ3	2.38	0.58
2:F:475:LEU:HA	2:F:478:TYR:HB2	1.85	0.58
1:A:76:ILE:CB	1:A:911:HIS:CE1	2.82	0.58
1:A:80:SER:OG	1:A:81:ARG:N	2.35	0.58
1:A:296:SER:CB	1:A:847:ALA:HB3	2.30	0.58
1:A:445:LEU:O	1:A:449:GLN:HG3	2.03	0.58
1:A:526:ASP:OD2	1:A:527:GLN:N	2.36	0.58
1:A:627:ARG:O	1:A:627:ARG:HG3	2.03	0.58
1:A:655:LEU:O	1:A:659:HIS:CB	2.48	0.58
1:A:877:MET:HE2	1:A:877:MET:O	2.03	0.58
1:A:886:LEU:C	1:A:1146:ARG:CZ	2.72	0.58
2:B:269:SER:CB	2:B:352:ASP:OD1	2.51	0.58
2:C:287:ASN:O	2:C:302:THR:O	2.21	0.58
2:C:403:PHE:HD1	2:C:417:TYR:HH	1.48	0.58
2:C:452:LEU:HD12	2:C:453:ILE:CG1	2.33	0.58
1:D:177:ARG:HG2	1:D:218:SER:OG	2.03	0.58
1:D:247:LEU:CA	1:D:815:TRP:HD1	2.16	0.58
1:D:371:LYS:HZ1	1:D:396:CYS:HB2	1.66	0.58
1:D:456:GLN:O	1:D:460:LYS:HD3	2.03	0.58
1:D:607:TRP:O	1:D:611:PRO:O	2.21	0.58
1:D:737:GLY:N	1:D:750:PHE:HZ	1.94	0.58
1:D:802:ARG:HG3	1:D:803:ASN:OD1	2.02	0.58
1:D:829:PRO:HG3	1:D:831:TYR:CZ	2.38	0.58
1:D:1067:SER:HB3	1:D:1073:PRO:HG2	1.85	0.58
1:D:1196:ASP:OD2	1:D:1204:THR:HG21	2.03	0.58
2:E:79:LEU:CA	2:E:100:GLY:N	2.65	0.58
2:E:369:ARG:CA	2:E:430:SER:HB3	2.33	0.58
2:F:254:PHE:CE2	2:F:255:TRP:CE2	2.90	0.58
2:F:396:ARG:HD2	2:F:396:ARG:C	2.23	0.58
2:F:455:LEU:HB3	2:F:456:ARG:HE	1.66	0.58
1:A:167:PRO:O	1:A:168:ALA:C	2.42	0.58
1:A:297:MET:HE3	1:A:411:LEU:HD13	1.84	0.58
1:A:371:LYS:HZ1	1:A:400:VAL:HG23	1.65	0.58
1:A:579:ARG:HG2	1:A:579:ARG:HH11	1.68	0.58
1:A:606:THR:N	1:A:613:HIS:O	2.36	0.58
1:A:752:LEU:HB3	1:A:753:PRO:CA	2.33	0.58
1:A:976:GLN:O	1:A:979:ALA:HB3	2.02	0.58
1:A:1046:GLU:OE1	1:A:1046:GLU:HA	2.03	0.58

Continued on next page...

Continued from previous page...

Atom-1	Atom-2	Interatomic distance (Å)	Clash overlap (Å)
2:B:133:HIS:CE1	2:C:231:ILE:CG2	2.86	0.58
2:B:445:GLU:C	2:B:447:THR:H	2.05	0.58
2:C:201:ASN:C	2:C:203:ARG:N	2.56	0.58
2:C:354:PHE:HE1	2:C:370:LYS:CB	2.16	0.58
2:C:398:VAL:CA	2:C:401:GLY:H	2.15	0.58
2:C:405:GLU:OE1	2:C:406:LEU:HD12	2.03	0.58
1:D:91:GLY:O	1:D:92:GLY:C	2.42	0.58
1:D:131:TYR:CB	1:D:138:HIS:HE1	2.13	0.58
1:D:375:GLU:O	1:D:378:VAL:N	2.34	0.58
1:D:617:ARG:O	1:D:762:VAL:CG2	2.49	0.58
1:D:801:TRP:O	1:D:804:ALA:N	2.36	0.58
1:D:1069:ILE:CG2	1:D:1070:PRO:CD	2.61	0.58
1:D:1141:VAL:HG11	1:D:1146:ARG:HA	1.86	0.58
1:D:1151:LEU:CD2	1:D:1223:ILE:HD11	2.33	0.58
2:E:102:LEU:C	2:E:102:LEU:CD1	2.71	0.58
2:E:123:GLU:HB3	2:F:403:PHE:CZ	2.39	0.58
2:E:239:LEU:CD2	2:E:338:VAL:HG21	2.34	0.58
2:E:390:GLY:H	2:E:395:LEU:HG	1.64	0.58
2:F:130:ALA:HB1	2:F:182:ARG:NH1	2.17	0.58
2:F:241:TRP:HZ3	2:F:255:TRP:CZ2	2.21	0.58
2:F:368:HIS:CE1	2:F:370:LYS:HD2	2.37	0.58
2:F:388:GLY:O	2:F:444:THR:HA	2.03	0.58
2:F:456:ARG:HE	2:F:456:ARG:N	2.00	0.58
2:F:466:MET:CE	2:F:471:LEU:HB3	2.33	0.58
1:A:74:LEU:C	1:A:76:ILE:H	2.05	0.58
1:A:79:LEU:CB	1:A:89:GLY:HA2	2.28	0.58
1:A:291:PHE:O	1:A:292:LEU:HB2	2.04	0.58
1:A:312:TRP:O	1:A:316:LYS:HB3	2.03	0.58
1:A:374:ARG:NE	1:A:392:LEU:CD1	2.62	0.58
1:A:385:ILE:HG23	1:A:386:ARG:N	2.17	0.58
1:A:443:ARG:O	1:A:447:GLU:HG3	2.02	0.58
1:A:616:GLU:HG3	1:A:724:GLY:O	2.03	0.58
1:A:744:ILE:CB	1:A:745:PRO:CD	2.74	0.58
1:A:929:THR:HG23	1:A:947:LYS:HD3	1.85	0.58
1:A:958:GLY:CA	1:A:986:TYR:CE2	2.86	0.58
1:A:1014:ARG:O	1:A:1015:THR:HG23	2.03	0.58
1:A:1020:ILE:CG1	1:A:1021:SER:N	2.66	0.58
1:A:1123:PHE:C	1:A:1125:ILE:N	2.56	0.58
1:A:1209:ARG:HH12	2:C:256:LEU:CB	2.16	0.58
2:B:248:SER:O	2:B:252:LEU:HD13	2.03	0.58
2:C:59:ALA:HA	2:C:62:SER:OG	2.02	0.58

Continued on next page...

Continued from previous page...

Atom-1	Atom-2	Interatomic distance (Å)	Clash overlap (Å)
2:C:383:VAL:HG22	2:C:384:ALA:N	2.18	0.58
2:C:435:MET:HE2	2:C:435:MET:CA	2.23	0.58
2:C:448:LEU:HA	2:C:451:GLY:HA2	1.83	0.58
1:D:259:ARG:O	1:D:260:ASP:OD2	2.21	0.58
1:D:401:TRP:CD1	1:D:404:HIS:HD2	2.21	0.58
1:D:597:ARG:CA	1:D:616:GLU:OE1	2.51	0.58
1:D:728:THR:HG23	1:D:741:ASP:OD2	2.04	0.58
1:D:868:ASP:O	1:D:869:ARG:HB2	2.02	0.58
1:D:916:PHE:O	1:D:916:PHE:HD1	1.86	0.58
1:D:995:TYR:CE1	1:D:1004:LEU:CB	2.62	0.58
1:D:1138:ARG:NH2	1:D:1191:LYS:NZ	2.51	0.58
2:E:72:ILE:HD11	2:E:370:LYS:HE2	1.85	0.58
2:E:88:ARG:HD3	2:E:88:ARG:H	1.66	0.58
2:E:130:ALA:HB2	2:E:210:GLN:NE2	2.19	0.58
2:F:208:LEU:CD2	2:F:242:PHE:CD2	2.87	0.58
2:F:400:GLN:NE2	2:F:404:ASN:CG	2.56	0.58
1:A:228:LEU:C	1:A:228:LEU:CD2	2.69	0.58
1:A:316:LYS:HZ2	1:A:350:ILE:CG2	2.17	0.58
1:A:376:LEU:C	1:A:378:VAL:N	2.56	0.58
1:A:572:TRP:HB2	2:C:477:LYS:HE2	1.85	0.58
1:A:660:CYS:CB	1:A:745:PRO:HG3	2.33	0.58
1:A:732:TYR:CE1	1:A:755:LYS:HG2	2.38	0.58
2:B:309:HIS:HB3	2:B:312:LEU:HD23	1.78	0.58
2:B:385:LEU:HB3	2:B:441:VAL:CG2	2.33	0.58
2:C:88:ARG:HG2	2:C:89:ASP:N	2.17	0.58
2:C:146:ARG:CB	2:C:228:VAL:HG11	2.33	0.58
2:C:456:ARG:HB2	2:C:463:LYS:HB3	1.84	0.58
1:D:223:TRP:CZ3	1:D:250:PRO:HB2	2.38	0.58
1:D:249:VAL:CG2	1:D:251:THR:HG22	2.33	0.58
1:D:449:GLN:O	1:D:452:TYR:CD2	2.56	0.58
1:D:1068:ASP:O	1:D:1069:ILE:O	2.21	0.58
2:E:429:TYR:O	2:E:431:LYS:O	2.20	0.58
2:F:241:TRP:HB2	2:F:336:LEU:HB2	1.82	0.58
2:F:274:SER:OG	2:F:275:SER:N	2.35	0.58
2:F:414:TRP:O	2:F:414:TRP:CG	2.56	0.58
1:A:77:GLN:HB2	1:A:1174:PRO:CB	2.34	0.58
1:A:197:PHE:HB3	1:A:277:HIS:CD2	2.39	0.58
1:A:214:ALA:HA	1:A:401:TRP:HZ2	1.62	0.58
1:A:257:THR:OG1	1:A:258:GLN:N	2.35	0.58
1:A:296:SER:HB2	1:A:846:THR:O	2.02	0.58
1:A:588:GLY:HA3	1:A:806:LYS:NZ	2.18	0.58

Continued on next page...

Continued from previous page...

Atom-1	Atom-2	Interatomic distance (Å)	Clash overlap (Å)
1:A:886:LEU:N	1:A:1146:ARG:CZ	2.67	0.58
1:A:930:ASP:CA	1:A:933:SER:HB3	2.31	0.58
1:A:948:ILE:HG13	1:A:949:PHE:CD2	2.38	0.58
1:A:1131:ILE:HG12	1:A:1133:ILE:H	1.68	0.58
1:A:1154:GLN:NE2	1:A:1220:ILE:HG13	2.19	0.58
2:B:133:HIS:NE2	2:C:231:ILE:HG22	2.19	0.58
2:B:451:GLY:C	2:B:452:LEU:HD22	2.24	0.58
2:C:452:LEU:CD1	2:C:453:ILE:H	2.16	0.58
1:D:265:LEU:HG	1:D:266:VAL:C	2.24	0.58
1:D:272:SER:CB	1:D:843:GLN:CD	2.68	0.58
1:D:381:THR:HG23	1:D:382:MET:N	2.19	0.58
1:D:401:TRP:O	1:D:405:GLU:HG2	2.03	0.58
1:D:415:LEU:C	1:D:417:ARG:N	2.57	0.58
1:D:472:GLN:O	2:F:461:THR:HG21	2.03	0.58
1:D:652:ILE:HG22	1:D:656:TYR:HE2	1.67	0.58
1:D:857:PRO:C	1:D:1062:GLU:OE2	2.42	0.58
1:D:948:ILE:CG2	1:D:1071:ARG:CB	2.80	0.58
2:E:278:CYS:O	2:E:286:GLY:O	2.20	0.58
2:E:377:CYS:C	2:E:380:PRO:CD	2.67	0.58
2:E:379:ALA:C	2:E:438:LEU:HD11	2.24	0.58
2:E:425:LEU:N	2:E:428:LEU:HD11	2.17	0.58
1:A:190:PRO:C	1:A:192:GLU:HG3	2.24	0.58
1:A:220:TRP:NE1	1:A:221:TYR:CD1	2.72	0.58
1:A:232:ARG:HD2	1:A:239:LEU:HD23	1.86	0.58
1:A:605:LEU:H	1:A:717:LEU:HD21	1.69	0.58
1:A:622:TYR:N	1:A:747:CYS:O	2.37	0.58
1:A:637:GLY:O	1:A:641:GLU:HG2	2.03	0.58
1:A:659:HIS:HD2	1:A:720:THR:HB	1.68	0.58
1:A:739:TYR:O	1:A:740:ASN:HB3	2.02	0.58
1:A:884:TYR:HB3	1:A:1140:LEU:HD21	1.84	0.58
1:A:914:THR:O	1:A:915:ALA:HB3	2.04	0.58
1:A:1006:ARG:CZ	1:A:1010:LEU:CD1	2.81	0.58
2:B:396:ARG:HD2	2:B:418:LEU:N	2.19	0.58
2:B:417:TYR:C	2:B:419:GLU:N	2.54	0.58
2:C:68:ALA:O	2:C:72:ILE:HG12	2.04	0.58
2:C:423:SER:CB	2:C:428:LEU:HD21	2.33	0.58
2:C:484:ASN:C	2:C:485:VAL:CG1	2.72	0.58
1:D:273:PHE:N	1:D:843:GLN:OE1	2.37	0.58
1:D:279:ARG:CB	1:D:841:LEU:CB	2.82	0.58
1:D:357:ALA:O	1:D:358:GLU:C	2.40	0.58
1:D:464:MET:O	1:D:467:ALA:HB3	2.03	0.58

Continued on next page...

Continued from previous page...

Atom-1	Atom-2	Interatomic distance (Å)	Clash overlap (Å)
1:D:601:LYS:HZ1	1:D:722:ARG:H	1.51	0.58
1:D:744:ILE:HB	1:D:745:PRO:CD	2.34	0.58
1:D:823:ARG:NH1	1:D:824:ALA:HB2	2.18	0.58
1:D:872:SER:HG	1:D:1200:PRO:N	2.02	0.58
2:E:104:VAL:HG21	2:F:128:VAL:HA	1.84	0.58
2:E:229:LYS:HG2	2:E:231:ILE:HG13	1.84	0.58
2:E:456:ARG:HG2	2:E:457:SER:N	2.16	0.58
2:F:323:HIS:C	2:F:331:VAL:O	2.41	0.58
2:F:435:MET:HE2	2:F:435:MET:CA	2.26	0.58
1:A:76:ILE:CG1	1:A:77:GLN:HG3	2.22	0.58
1:A:110:HIS:O	1:A:112:LEU:CD1	2.51	0.58
1:A:296:SER:HB3	1:A:846:THR:O	2.03	0.58
1:A:389:PHE:HD2	1:A:393:MET:HG2	1.68	0.58
1:A:392:LEU:CD2	1:A:393:MET:HE3	2.33	0.58
1:A:588:GLY:CA	1:A:806:LYS:HZ1	2.16	0.58
1:A:623:LEU:O	1:A:625:PRO:CD	2.52	0.58
1:A:788:GLY:HA2	1:A:791:ALA:HB3	1.86	0.58
2:B:323:HIS:CB	2:B:331:VAL:O	2.52	0.58
2:B:475:LEU:O	2:B:479:ILE:HD13	2.04	0.58
2:C:444:THR:N	2:C:447:THR:CG2	2.67	0.58
2:C:454:HIS:CB	2:C:468:ILE:HD12	2.33	0.58
1:D:252:GLY:O	1:D:253:ALA:CB	2.49	0.58
1:D:312:TRP:O	1:D:316:LYS:HD3	2.04	0.58
1:D:371:LYS:O	1:D:372:GLU:HB2	2.03	0.58
1:D:441:TRP:NE1	1:D:880:ALA:N	2.47	0.58
1:D:670:PRO:CG	1:D:673:ALA:HB2	2.20	0.58
1:D:798:ILE:CG2	1:D:869:ARG:CZ	2.80	0.58
1:D:900:ALA:C	1:D:915:ALA:CB	2.71	0.58
1:D:949:PHE:CD1	1:D:950:ASN:N	2.72	0.58
1:D:972:ARG:C	1:D:974:THR:N	2.55	0.58
2:E:104:VAL:HG21	2:F:128:VAL:C	2.24	0.58
2:F:342:LEU:N	2:F:342:LEU:HD22	2.19	0.58
2:F:458:ARG:HH11	2:F:458:ARG:HG3	1.69	0.58
2:F:474:PHE:CE2	2:F:475:LEU:HD23	2.39	0.58
1:A:129:PRO:C	1:A:130:LEU:HD12	2.24	0.58
1:A:230:GLU:OE1	1:A:231:GLU:N	2.23	0.58
1:A:386:ARG:CZ	1:A:387:GLU:HG2	2.34	0.58
1:A:389:PHE:CD2	1:A:393:MET:HG2	2.39	0.58
1:A:618:HIS:HB2	1:A:725:PRO:CD	2.34	0.58
1:A:630:ASN:HD21	1:A:632:ALA:HB2	1.68	0.58
1:A:726:LYS:HD3	1:A:727:ASP:OD2	2.04	0.58

Continued on next page...

Continued from previous page...

Atom-1	Atom-2	Interatomic distance (Å)	Clash overlap (Å)
2:C:134:LYS:CB	2:C:180:LYS:CE	2.81	0.58
2:C:344:ARG:HA	2:C:347:LEU:HD13	1.86	0.58
2:C:395:LEU:HD11	2:C:447:THR:OG1	2.03	0.58
1:D:169:TRP:O	1:D:169:TRP:CD1	2.57	0.58
1:D:195:LEU:H	1:D:265:LEU:HD13	1.68	0.58
1:D:203:LEU:N	1:D:380:GLY:CA	2.52	0.58
1:D:549:LEU:N	1:D:551:LYS:HD3	2.17	0.58
1:D:742:VAL:HG21	1:D:748:TRP:CE3	2.38	0.58
1:D:770:PHE:HA	1:D:773:LYS:CG	2.34	0.58
1:D:891:VAL:CG2	1:D:1135:ASP:HA	2.34	0.58
1:D:993:ARG:O	1:D:996:ARG:CD	2.52	0.58
1:D:1207:GLU:CA	1:D:1210:TYR:CD2	2.79	0.58
2:E:215:PHE:HB2	2:E:232:GLY:O	2.04	0.58
2:E:270:PRO:HA	2:E:273:PHE:HD2	1.66	0.58
2:E:326:ASP:H	2:E:331:VAL:CG1	2.16	0.58
2:F:197:LEU:HD11	2:F:322:LEU:HD21	1.85	0.58
2:F:214:CYS:SG	2:F:236:GLU:HG2	2.43	0.58
2:F:241:TRP:HB2	2:F:336:LEU:CB	2.33	0.58
2:F:253:ASP:HB3	2:F:257:ARG:CZ	2.34	0.58
2:F:442:LEU:O	2:F:455:LEU:HD21	2.04	0.58
1:A:167:PRO:HB2	1:A:177:ARG:NE	2.19	0.58
1:A:253:ALA:HB2	1:A:280:GLU:CA	2.34	0.58
1:A:276:ALA:C	1:A:279:ARG:HB2	2.24	0.58
1:A:316:LYS:NZ	1:A:350:ILE:HG13	2.18	0.58
1:A:392:LEU:HD21	1:A:395:TYR:HB2	1.86	0.58
1:A:448:ALA:O	1:A:870:VAL:CG1	2.51	0.58
1:A:534:SER:OG	1:A:535:GLU:N	2.37	0.58
1:A:620:TRP:CD1	1:A:620:TRP:N	2.70	0.58
1:A:775:GLU:HB3	1:A:796:LYS:HD2	1.84	0.58
1:A:900:ALA:HA	1:A:915:ALA:HB1	1.83	0.58
1:A:900:ALA:HA	1:A:915:ALA:HB2	1.84	0.58
1:A:1027:LYS:CB	1:A:1092:PHE:HD2	2.09	0.58
1:A:1236:GLN:CB	1:A:1237:PRO:HD3	2.22	0.58
2:B:93:SER:C	2:B:95:CYS:N	2.56	0.58
2:B:217:PRO:HA	2:B:232:GLY:H	1.69	0.58
1:D:145:LYS:CB	1:D:1118:TRP:CH2	2.86	0.58
1:D:371:LYS:HG3	1:D:396:CYS:N	2.18	0.58
1:D:490:TRP:HZ2	1:D:598:VAL:HB	1.66	0.58
1:D:652:ILE:O	1:D:653:GLU:C	2.42	0.58
1:D:727:ASP:C	1:D:727:ASP:OD2	2.42	0.58
1:D:1116:MET:HE3	1:D:1153:LEU:CA	2.28	0.58

Continued on next page...

Continued from previous page...

Atom-1	Atom-2	Interatomic distance (Å)	Clash overlap (Å)
2:E:218:VAL:N	2:E:231:ILE:HA	2.19	0.58
2:E:389:ARG:NH2	2:E:390:GLY:O	2.37	0.58
2:E:396:ARG:HA	2:E:399:CYS:SG	2.44	0.58
2:E:403:PHE:CZ	2:E:407:LEU:HD11	2.39	0.58
2:E:422:GLN:C	2:E:424:SER:N	2.57	0.58
2:F:240:VAL:C	2:F:336:LEU:HD13	2.23	0.58
2:F:421:MET:HG3	2:F:422:GLN:N	2.18	0.58
2:F:439:PHE:CD1	2:F:458:ARG:HG3	2.39	0.58
1:A:214:ALA:N	1:A:401:TRP:HZ2	2.02	0.57
1:A:576:LEU:HD23	2:C:481:SER:HG	1.68	0.57
1:A:808:ILE:O	1:A:811:GLN:CD	2.42	0.57
1:A:847:ALA:HA	1:A:852:ARG:HB3	1.86	0.57
1:A:1131:ILE:HG12	1:A:1137:VAL:HA	1.86	0.57
1:A:1207:GLU:CA	1:A:1210:TYR:CD1	2.87	0.57
2:B:104:VAL:CG2	2:C:128:VAL:O	2.52	0.57
2:B:260:LEU:O	2:B:264:ARG:HG3	2.03	0.57
2:B:323:HIS:CE1	2:B:330:ASN:HB2	2.38	0.57
2:C:185:LEU:HG	2:C:214:CYS:SG	2.44	0.57
2:C:193:TYR:HB2	2:C:242:PHE:CZ	2.38	0.57
2:C:294:PRO:HD2	2:C:295:TRP:CZ3	2.39	0.57
2:C:413:VAL:HG12	2:C:414:TRP:N	2.18	0.57
1:D:86:GLN:HG3	1:D:132:GLY:O	2.04	0.57
1:D:176:THR:H	1:D:185:VAL:CG1	2.17	0.57
1:D:347:TRP:NE1	1:D:349:ASP:CG	2.57	0.57
1:D:815:TRP:CE3	1:D:838:GLY:N	2.67	0.57
1:D:1124:ALA:CB	1:D:1148:ARG:NH1	2.61	0.57
2:E:94:GLY:O	2:E:96:HIS:CD2	2.57	0.57
2:E:322:LEU:C	2:E:324:GLY:N	2.55	0.57
2:E:404:ASN:O	2:E:406:LEU:N	2.37	0.57
2:F:308:ASP:OD2	2:F:308:ASP:N	2.36	0.57
2:F:354:PHE:O	2:F:355:GLN:C	2.42	0.57
1:A:243:ASP:C	1:A:246:PRO:HD2	2.24	0.57
1:A:712:VAL:N	1:A:713:PRO:HD3	2.20	0.57
1:A:996:ARG:HH12	1:A:1003:TRP:C	2.08	0.57
1:A:1019:TRP:HZ2	1:A:1111:LEU:HD21	1.67	0.57
2:B:208:LEU:CD2	2:B:240:VAL:HB	2.33	0.57
2:B:472:LYS:HG3	2:B:473:ASP:H	1.68	0.57
2:C:206:TYR:CZ	2:C:208:LEU:HD23	2.39	0.57
2:C:255:TRP:O	2:C:256:LEU:C	2.41	0.57
2:C:278:CYS:SG	2:C:279:GLN:N	2.77	0.57
2:C:299:LEU:N	2:C:299:LEU:CD2	2.64	0.57

Continued on next page...

Continued from previous page...

Atom-1	Atom-2	Interatomic distance (Å)	Clash overlap (Å)
2:C:363:ARG:CA	2:C:363:ARG:NH1	2.64	0.57
2:C:389:ARG:CZ	2:C:390:GLY:N	2.67	0.57
2:C:452:LEU:CD1	2:C:453:ILE:N	2.65	0.57
2:C:454:HIS:HA	2:C:468:ILE:CD1	2.27	0.57
1:D:371:LYS:CE	1:D:396:CYS:HB2	2.34	0.57
1:D:459:MET:N	1:D:460:LYS:CE	2.67	0.57
1:D:484:TRP:C	1:D:484:TRP:CD1	2.77	0.57
1:D:580:LEU:HD12	1:D:580:LEU:O	2.04	0.57
1:D:607:TRP:HD1	1:D:779:LEU:CA	2.17	0.57
1:D:726:LYS:O	1:D:726:LYS:HD3	2.03	0.57
1:D:900:ALA:CA	1:D:915:ALA:CB	2.81	0.57
1:D:1131:ILE:CG1	1:D:1138:ARG:H	2.15	0.57
1:D:1151:LEU:CD1	1:D:1227:THR:OG1	2.51	0.57
1:D:1166:TYR:C	1:D:1169:GLY:H	2.06	0.57
1:D:1236:GLN:HB2	1:D:1237:PRO:HD2	1.86	0.57
2:E:255:TRP:HA	2:E:255:TRP:HE3	1.67	0.57
2:E:430:SER:C	2:E:433:ASP:HB3	2.25	0.57
2:F:78:PHE:HZ	2:F:346:MET:HE2	1.68	0.57
2:F:92:LEU:HD21	2:F:344:ARG:HE	1.69	0.57
2:F:216:HIS:O	2:F:231:ILE:HD13	2.03	0.57
1:A:79:LEU:HB3	1:A:89:GLY:CA	2.30	0.57
1:A:272:SER:HA	1:A:275:ARG:HD3	1.86	0.57
1:A:274:ASP:C	1:A:277:HIS:H	2.08	0.57
1:A:389:PHE:CD1	1:A:390:GLN:NE2	2.72	0.57
1:A:403:THR:OG1	1:A:404:HIS:N	2.37	0.57
1:A:421:PRO:HG2	1:A:422:VAL:N	2.19	0.57
1:A:608:ASP:HB3	1:A:779:LEU:CB	2.34	0.57
1:A:634:LEU:HD12	1:A:638:THR:HG21	1.85	0.57
1:A:943:ARG:O	1:A:947:LYS:HG3	2.04	0.57
1:A:1183:VAL:O	1:A:1217:ALA:HB1	2.03	0.57
2:B:67:GLU:CB	2:B:70:LEU:HD13	2.35	0.57
2:C:78:PHE:O	2:C:99:PHE:HB3	2.03	0.57
2:C:352:ASP:C	2:C:352:ASP:OD1	2.41	0.57
2:C:352:ASP:O	2:C:356:LEU:HG	2.04	0.57
2:C:395:LEU:HD23	2:C:395:LEU:O	2.04	0.57
1:D:157:LEU:HG	1:D:194:ALA:HB1	1.84	0.57
1:D:175:TRP:CB	1:D:185:VAL:HG13	2.33	0.57
1:D:357:ALA:C	1:D:359:VAL:N	2.54	0.57
1:D:442:GLU:OE2	1:D:442:GLU:CA	2.50	0.57
1:D:613:HIS:ND1	1:D:717:LEU:CD2	2.67	0.57
1:D:959:GLN:O	1:D:982:ALA:HB1	2.04	0.57

Continued on next page...

Continued from previous page...

Atom-1	Atom-2	Interatomic distance (Å)	Clash overlap (Å)
1:D:1091:GLU:O	1:D:1096:ARG:NH2	2.35	0.57
1:D:1171:ASN:O	1:D:1172:ASP:HB2	2.02	0.57
2:E:184:ASN:O	2:E:184:ASN:OD1	2.21	0.57
2:F:132:HIS:HA	2:F:182:ARG:HG3	1.86	0.57
2:F:311:LEU:N	2:F:311:LEU:HD22	2.18	0.57
2:F:359:ASN:O	2:F:360:SER:HB2	2.04	0.57
2:F:472:LYS:HA	2:F:475:LEU:CD1	2.34	0.57
1:A:612:LEU:O	1:A:613:HIS:ND1	2.37	0.57
1:A:1030:ARG:NH2	1:A:1040:LYS:HG2	2.19	0.57
1:A:1054:GLU:O	1:A:1058:PHE:HD2	1.86	0.57
2:B:104:VAL:O	2:B:105:GLU:C	2.41	0.57
2:B:213:VAL:HG23	2:B:235:THR:HA	1.86	0.57
2:C:198:ASP:C	2:C:198:ASP:OD1	2.42	0.57
2:C:336:LEU:C	2:C:336:LEU:CD2	2.72	0.57
1:D:138:HIS:HA	1:D:141:LEU:HD13	1.84	0.57
1:D:145:LYS:CB	1:D:1118:TRP:HH2	2.17	0.57
1:D:400:VAL:C	1:D:403:THR:HG23	2.24	0.57
1:D:792:LEU:O	1:D:795:ASN:N	2.37	0.57
1:D:801:TRP:HH2	1:D:805:HIS:CE1	2.22	0.57
2:E:122:ARG:HD2	2:E:122:ARG:N	2.20	0.57
2:E:247:THR:HG22	2:E:250:GLN:NE2	2.13	0.57
2:F:347:LEU:O	2:F:350:LEU:CD1	2.52	0.57
1:A:207:THR:HG21	1:A:812:MET:HB3	1.85	0.57
1:A:211:LEU:HD12	1:A:222:SER:H	1.67	0.57
1:A:376:LEU:HD12	1:A:379:LYS:HB3	1.85	0.57
1:A:498:LYS:CE	1:A:499:LYS:H	2.12	0.57
1:A:619:GLY:HA3	1:A:750:PHE:HA	1.86	0.57
1:A:775:GLU:CA	1:A:780:GLN:HG3	2.20	0.57
1:A:928:GLY:O	1:A:931:LEU:N	2.35	0.57
1:A:1043:VAL:C	1:A:1045:ALA:N	2.48	0.57
2:B:67:GLU:HB3	2:B:70:LEU:CB	2.29	0.57
2:B:450:ASN:HB2	2:B:452:LEU:HD23	1.85	0.57
2:C:115:TRP:O	2:C:119:VAL:HG23	2.05	0.57
2:C:471:LEU:CA	2:C:474:PHE:HB3	2.30	0.57
1:D:382:MET:O	1:D:385:ILE:HG22	2.04	0.57
1:D:417:ARG:NH1	1:D:417:ARG:HG2	2.19	0.57
1:D:458:GLU:C	1:D:460:LYS:HE3	2.24	0.57
1:D:652:ILE:O	1:D:655:LEU:N	2.37	0.57
1:D:668:LEU:H	1:D:668:LEU:HD23	1.70	0.57
1:D:831:TYR:CB	1:D:837:TYR:OH	2.52	0.57
1:D:966:LEU:C	1:D:970:ASN:HD22	2.07	0.57

Continued on next page...

Continued from previous page...

Atom-1	Atom-2	Interatomic distance (Å)	Clash overlap (Å)
1:D:1175:GLN:C	1:D:1177:VAL:N	2.58	0.57
2:E:288:LYS:HB2	2:E:290:TYR:OH	2.05	0.57
2:F:114:TRP:CB	2:F:262:TRP:CZ2	2.87	0.57
2:F:326:ASP:OD2	2:F:327:GLY:N	2.35	0.57
2:F:342:LEU:HD23	2:F:345:GLY:N	2.09	0.57
1:A:130:LEU:HG	1:A:131:TYR:CE1	2.39	0.57
1:A:262:GLN:HA	1:A:262:GLN:OE1	2.02	0.57
1:A:275:ARG:O	1:A:278:ILE:C	2.42	0.57
1:A:373:PRO:HD2	1:A:374:ARG:NH1	2.19	0.57
1:A:408:GLN:O	1:A:411:LEU:HG	2.03	0.57
1:A:886:LEU:C	1:A:1146:ARG:NH2	2.58	0.57
1:A:1069:ILE:N	1:A:1070:PRO:HD3	2.20	0.57
1:A:1125:ILE:HD12	1:A:1125:ILE:O	2.04	0.57
1:A:1141:VAL:HG11	1:A:1145:ASP:O	2.05	0.57
2:B:113:GLU:C	2:B:262:TRP:CZ2	2.78	0.57
2:B:309:HIS:CB	2:B:312:LEU:HD22	2.18	0.57
2:B:398:VAL:O	2:B:402:LEU:HG	2.05	0.57
2:C:82:SER:O	2:C:83:LYS:CB	2.53	0.57
2:C:254:PHE:HA	2:C:257:ARG:HD2	1.86	0.57
2:C:372:LEU:CD2	2:C:436:SER:HB2	2.35	0.57
1:D:272:SER:HA	1:D:843:GLN:CB	2.35	0.57
1:D:369:LEU:O	1:D:371:LYS:N	2.37	0.57
1:D:851:THR:HG22	1:D:851:THR:O	2.03	0.57
1:D:1032:THR:HG23	1:D:1032:THR:O	2.04	0.57
1:D:1196:ASP:OD2	1:D:1196:ASP:C	2.41	0.57
2:E:234:LYS:HA	2:E:343:ASP:OD2	2.05	0.57
2:E:300:ILE:HG13	2:E:301:GLU:N	2.20	0.57
2:F:74:GLN:NE2	2:F:75:ARG:HH21	2.01	0.57
2:F:200:VAL:O	2:F:200:VAL:HG12	2.04	0.57
2:F:416:GLY:HA2	2:F:419:GLU:CB	2.34	0.57
2:F:425:LEU:HD13	2:F:442:LEU:HD11	1.86	0.57
2:F:441:VAL:HG23	2:F:441:VAL:O	2.05	0.57
1:A:120:LEU:HD22	1:A:120:LEU:N	2.18	0.57
1:A:203:LEU:CA	1:A:205:GLU:H	2.16	0.57
1:A:267:VAL:HG23	1:A:291:PHE:CE2	2.40	0.57
1:A:582:ASP:CB	1:A:592:LEU:HD22	2.35	0.57
1:A:613:HIS:O	1:A:614:TYR:HB2	2.03	0.57
1:A:620:TRP:C	1:A:748:TRP:CB	2.73	0.57
1:A:876:ALA:O	1:A:877:MET:C	2.43	0.57
1:A:1020:ILE:HG13	1:A:1021:SER:N	2.19	0.57
1:A:1205:GLY:HA3	1:A:1209:ARG:NE	2.20	0.57

Continued on next page...

Continued from previous page...

Atom-1	Atom-2	Interatomic distance (Å)	Clash overlap (Å)
1:A:1231:LEU:CD1	1:A:1236:GLN:HE22	2.15	0.57
2:B:206:TYR:CZ	2:B:242:PHE:HZ	2.22	0.57
2:B:325:ARG:N	2:B:325:ARG:NE	2.53	0.57
2:B:372:LEU:O	2:B:436:SER:HA	2.05	0.57
2:C:94:GLY:HA2	2:C:96:HIS:ND1	2.19	0.57
1:D:392:LEU:O	1:D:392:LEU:HD23	2.04	0.57
1:D:580:LEU:HD11	1:D:593:SER:CB	2.35	0.57
1:D:628:ARG:O	1:D:630:ASN:N	2.33	0.57
1:D:719:LEU:CG	1:D:720:THR:N	2.65	0.57
1:D:770:PHE:HE1	1:D:968:GLN:CB	2.18	0.57
1:D:961:PHE:CZ	1:D:1049:TRP:CE3	2.92	0.57
1:D:1090:GLU:HG3	1:D:1090:GLU:O	2.04	0.57
2:E:108:LYS:HB2	2:E:108:LYS:HZ2	1.70	0.57
2:E:122:ARG:O	2:E:125:VAL:HG23	2.05	0.57
2:E:123:GLU:HG2	2:F:415:PRO:CG	2.33	0.57
2:E:200:VAL:HG13	2:F:418:LEU:HD23	1.86	0.57
2:E:215:PHE:CB	2:E:233:GLU:HA	2.35	0.57
2:E:243:THR:OG1	2:E:244:PRO:HD2	2.05	0.57
2:E:441:VAL:CG1	2:E:442:LEU:H	2.17	0.57
2:E:460:THR:O	2:E:461:THR:CG2	2.53	0.57
1:A:192:GLU:CB	1:A:217:PRO:CG	2.77	0.57
1:A:197:PHE:HA	1:A:213:VAL:O	2.04	0.57
1:A:290:ARG:C	1:A:291:PHE:CD2	2.78	0.57
1:A:299:MET:HG3	1:A:848:GLY:HA2	1.86	0.57
1:A:560:PRO:O	1:A:561:LYS:HD3	2.05	0.57
1:A:770:PHE:HB2	1:A:771:LEU:HD22	1.86	0.57
1:A:1017:GLY:O	1:A:1019:TRP:N	2.37	0.57
1:A:1191:LYS:O	1:A:1192:GLU:CB	2.51	0.57
2:C:145:PHE:O	2:C:146:ARG:HG3	2.05	0.57
2:C:204:LEU:HD21	2:C:206:TYR:CD1	2.39	0.57
2:C:342:LEU:N	2:C:342:LEU:HD22	2.20	0.57
1:D:274:ASP:OD2	1:D:293:ASP:CA	2.47	0.57
1:D:406:VAL:CG2	1:D:407:PHE:N	2.67	0.57
1:D:548:CYS:N	1:D:551:LYS:NZ	2.50	0.57
1:D:645:VAL:C	1:D:646:VAL:HG23	2.25	0.57
1:D:711:ALA:O	1:D:713:PRO:HD3	2.05	0.57
2:E:311:LEU:HD22	2:E:312:LEU:HD12	1.86	0.57
2:E:436:SER:O	2:E:437:ILE:HD12	2.04	0.57
2:F:300:ILE:CG2	2:F:342:LEU:HD11	2.34	0.57
2:F:317:GLY:HA3	2:F:320:SER:CB	2.33	0.57
1:A:192:GLU:O	1:A:193:ARG:CG	2.52	0.57

Continued on next page...

Continued from previous page...

Atom-1	Atom-2	Interatomic distance (Å)	Clash overlap (Å)
1:A:235:TRP:O	1:A:235:TRP:HD1	1.88	0.57
1:A:407:PHE:O	1:A:411:LEU:N	2.38	0.57
1:A:515:ILE:CG1	1:A:568:GLY:O	2.53	0.57
1:A:616:GLU:O	1:A:617:ARG:CB	2.52	0.57
1:A:618:HIS:HB2	1:A:725:PRO:HD2	1.87	0.57
1:A:949:PHE:CD2	1:A:949:PHE:N	2.73	0.57
2:B:417:TYR:O	2:C:203:ARG:NH1	2.38	0.57
2:C:243:THR:O	2:C:334:CYS:CB	2.52	0.57
2:C:398:VAL:C	2:C:401:GLY:H	2.07	0.57
1:D:206:GLY:HA2	1:D:245:ILE:HG21	1.87	0.57
1:D:224:CYS:SG	1:D:228:LEU:CD2	2.93	0.57
1:D:539:PHE:O	1:D:540:GLN:CB	2.53	0.57
1:D:1016:GLU:HG3	1:D:1022:LEU:HD21	1.87	0.57
1:D:1072:THR:N	1:D:1073:PRO:CD	2.66	0.57
1:D:1134:HIS:O	1:D:1135:ASP:CB	2.48	0.57
2:E:93:SER:C	2:E:95:CYS:N	2.54	0.57
2:E:387:VAL:HG12	2:E:416:GLY:N	2.20	0.57
2:E:426:GLU:HA	2:E:429:TYR:HB3	1.86	0.57
2:E:432:TYR:CD2	2:E:437:ILE:HG12	2.35	0.57
2:E:442:LEU:O	2:E:453:ILE:HB	2.04	0.57
2:E:448:LEU:CD2	2:E:449:GLU:N	2.67	0.57
1:A:276:ALA:HA	1:A:279:ARG:CG	2.35	0.57
1:A:608:ASP:OD1	1:A:779:LEU:O	2.22	0.57
1:A:655:LEU:CD1	1:A:719:LEU:C	2.72	0.57
1:A:866:ARG:CB	1:A:1069:ILE:HG21	2.35	0.57
1:A:956:GLY:O	1:A:1094:THR:HA	2.05	0.57
1:A:1208:ARG:H	1:A:1210:TYR:N	2.02	0.57
2:C:351:TYR:C	2:C:355:GLN:CB	2.60	0.57
2:C:417:TYR:N	2:C:417:TYR:CD2	2.40	0.57
1:D:136:ASP:OD2	1:D:1167:LYS:CE	2.53	0.57
1:D:211:LEU:HA	1:D:221:TYR:CD1	2.40	0.57
1:D:597:ARG:NH1	1:D:724:GLY:C	2.57	0.57
1:D:730:PRO:HB3	1:D:761:ASN:HA	1.86	0.57
1:D:1231:LEU:O	1:D:1232:GLU:HG2	2.05	0.57
2:E:384:ALA:C	2:E:414:TRP:HB3	2.26	0.57
2:E:481:SER:O	2:E:484:ASN:HB2	2.04	0.57
2:F:82:SER:O	2:F:83:LYS:CG	2.52	0.57
2:F:88:ARG:HG2	2:F:89:ASP:N	2.20	0.57
2:F:406:LEU:CA	2:F:409:ASN:ND2	2.56	0.57
1:A:249:VAL:HG21	1:A:817:PRO:HG3	1.87	0.56
1:A:472:GLN:OE1	1:A:472:GLN:N	2.38	0.56

Continued on next page...

Continued from previous page...

Atom-1	Atom-2	Interatomic distance (Å)	Clash overlap (Å)
1:A:504:LYS:HD3	1:A:523:ASP:CB	2.34	0.56
1:A:516:GLU:O	1:A:517:GLY:O	2.21	0.56
1:A:869:ARG:N	1:A:1201:SER:H	2.03	0.56
1:A:1113:LEU:CB	1:A:1117:LYS:HE3	2.34	0.56
1:A:1154:GLN:O	1:A:1158:LEU:HG	2.05	0.56
2:B:262:TRP:O	2:B:265:LYS:N	2.38	0.56
2:C:115:TRP:CZ3	2:C:210:GLN:HA	2.40	0.56
2:C:125:VAL:CG2	2:C:126:PHE:N	2.61	0.56
2:C:144:ALA:O	2:C:145:PHE:CB	2.53	0.56
2:C:344:ARG:HG2	2:C:347:LEU:HD22	1.86	0.56
2:C:406:LEU:O	2:C:407:LEU:C	2.43	0.56
2:C:413:VAL:C	2:C:415:PRO:HD2	2.24	0.56
2:C:446:THR:OG1	2:C:455:LEU:CD2	2.51	0.56
1:D:99:ALA:O	1:D:100:VAL:C	2.43	0.56
1:D:211:LEU:HG	1:D:221:TYR:HE1	1.70	0.56
1:D:275:ARG:O	1:D:279:ARG:N	2.36	0.56
1:D:293:ASP:OD1	1:D:845:VAL:HG13	2.04	0.56
1:D:363:TYR:O	1:D:364:VAL:HB	2.05	0.56
1:D:550:GLN:HB2	1:D:551:LYS:HE3	1.86	0.56
1:D:914:THR:HA	1:D:918:TRP:HB2	1.85	0.56
1:D:1002:GLU:O	1:D:1005:VAL:N	2.37	0.56
1:D:1219:ASP:OD2	1:D:1222:GLN:NE2	2.37	0.56
2:E:431:LYS:HG3	2:E:432:TYR:N	2.20	0.56
1:A:80:SER:OG	1:A:125:LEU:CG	2.53	0.56
1:A:80:SER:HG	1:A:125:LEU:HD11	1.70	0.56
1:A:258:GLN:OE1	1:A:258:GLN:N	2.38	0.56
1:A:435:LEU:O	1:A:839:ALA:HB1	2.06	0.56
1:A:474:LEU:N	1:A:474:LEU:HD13	2.20	0.56
2:B:461:THR:HG23	2:B:463:LYS:HZ2	1.70	0.56
2:C:202:LYS:O	2:C:325:ARG:HG2	2.05	0.56
2:C:365:LYS:HB3	2:C:367:LEU:HD21	1.88	0.56
1:D:132:GLY:N	1:D:138:HIS:CE1	2.73	0.56
1:D:282:TYR:HD2	1:D:432:VAL:HG13	1.67	0.56
1:D:407:PHE:HD1	1:D:411:LEU:CD2	2.19	0.56
1:D:513:LEU:O	1:D:568:GLY:HA2	2.05	0.56
1:D:652:ILE:HG22	1:D:656:TYR:CE2	2.40	0.56
1:D:767:ALA:C	1:D:768:LYS:O	2.36	0.56
1:D:891:VAL:HG21	1:D:1135:ASP:HA	1.87	0.56
1:D:948:ILE:HD13	1:D:1071:ARG:HD2	1.87	0.56
1:D:1198:LYS:N	1:D:1204:THR:OG1	2.38	0.56
2:E:241:TRP:CZ3	2:E:255:TRP:HZ2	2.23	0.56

Continued on next page...

Continued from previous page...

Atom-1	Atom-2	Interatomic distance (Å)	Clash overlap (Å)
2:E:395:LEU:O	2:E:399:CYS:SG	2.64	0.56
2:E:432:TYR:HB3	2:E:437:ILE:HD11	1.82	0.56
2:E:445:GLU:OE2	2:E:445:GLU:N	2.38	0.56
2:F:127:PRO:CG	2:F:128:VAL:N	2.67	0.56
2:F:265:LYS:HE2	2:F:485:VAL:HG22	1.86	0.56
2:F:395:LEU:HB3	2:F:443:VAL:HG23	1.86	0.56
2:F:403:PHE:HD1	2:F:417:TYR:OH	1.82	0.56
1:A:176:THR:OG1	1:A:177:ARG:N	2.35	0.56
1:A:196:VAL:CG1	1:A:401:TRP:HZ3	2.18	0.56
1:A:232:ARG:HD2	1:A:239:LEU:CD2	2.34	0.56
1:A:293:ASP:HB2	1:A:296:SER:HB3	1.85	0.56
1:A:371:LYS:HG3	1:A:372:GLU:N	2.19	0.56
1:A:411:LEU:HD12	1:A:412:PRO:CD	2.35	0.56
1:A:482:ASP:CB	1:A:483:PRO:CD	2.83	0.56
1:A:608:ASP:O	1:A:620:TRP:CZ2	2.58	0.56
1:A:620:TRP:C	1:A:748:TRP:HB3	2.24	0.56
1:A:730:PRO:HB3	1:A:761:ASN:HA	1.88	0.56
1:A:867:PRO:CG	1:A:1067:SER:OG	2.53	0.56
1:A:877:MET:HA	1:A:877:MET:CE	2.36	0.56
1:A:905:ALA:HA	1:A:910:MET:HB3	1.86	0.56
1:A:913:CYS:C	1:A:918:TRP:N	2.58	0.56
1:A:938:THR:O	1:A:939:VAL:HG23	2.05	0.56
1:A:981:LYS:O	1:A:985:MET:HG3	2.05	0.56
1:A:1040:LYS:HB3	1:A:1044:VAL:HG12	1.86	0.56
1:A:1060:LYS:CD	1:A:1073:PRO:CB	2.76	0.56
1:A:1172:ASP:O	1:A:1173:LEU:HG	2.05	0.56
1:A:1212:ILE:HD12	1:A:1212:ILE:N	2.19	0.56
2:B:78:PHE:O	2:B:78:PHE:CD1	2.58	0.56
2:B:88:ARG:HA	2:B:91:LEU:HD12	1.86	0.56
2:B:417:TYR:O	2:B:418:LEU:HB3	2.06	0.56
2:C:204:LEU:HG	2:C:206:TYR:CB	2.36	0.56
2:C:234:LYS:HZ1	2:C:344:ARG:HD2	1.65	0.56
2:C:386:ASP:CB	2:C:442:LEU:HD23	2.25	0.56
2:C:393:LEU:HA	2:C:396:ARG:CG	2.34	0.56
2:C:414:TRP:O	2:C:414:TRP:CG	2.57	0.56
2:C:444:THR:O	2:C:446:THR:N	2.38	0.56
1:D:112:LEU:HD21	1:D:917:GLY:O	2.06	0.56
1:D:297:MET:HG3	1:D:415:LEU:HD11	1.87	0.56
1:D:418:CYS:N	1:D:419:PRO:CD	2.68	0.56
1:D:496:LYS:CE	1:D:571:GLY:HA2	2.36	0.56
1:D:556:THR:HG23	2:F:451:GLY:O	2.04	0.56

Continued on next page...

Continued from previous page...

Atom-1	Atom-2	Interatomic distance (Å)	Clash overlap (Å)
1:D:559:LEU:HD12	1:D:560:PRO:CD	2.33	0.56
1:D:656:TYR:CD1	1:D:743:ASP:CB	2.89	0.56
1:D:757:GLY:O	1:D:758:ASN:HB2	2.05	0.56
1:D:813:VAL:HB	1:D:840:ILE:CG1	2.31	0.56
1:D:850:ILE:HG12	1:D:851:THR:N	2.20	0.56
1:D:873:GLU:OE1	1:D:1203:PRO:HG3	2.05	0.56
1:D:919:MET:C	1:D:920:THR:O	2.43	0.56
1:D:970:ASN:C	1:D:971:HIS:ND1	2.59	0.56
1:D:992:LEU:C	1:D:996:ARG:HD2	2.24	0.56
1:D:1027:LYS:CG	1:D:1091:GLU:HA	2.35	0.56
1:D:1202:ASN:O	1:D:1203:PRO:O	2.24	0.56
2:E:214:CYS:N	2:E:234:LYS:O	2.32	0.56
2:E:431:LYS:CD	2:E:432:TYR:H	2.17	0.56
2:F:221:THR:HG22	2:F:222:LYS:N	2.20	0.56
2:F:298:GLU:HG3	2:F:344:ARG:HH21	1.70	0.56
2:F:311:LEU:HD22	2:F:311:LEU:H	1.71	0.56
2:F:350:LEU:HD12	2:F:351:TYR:H	1.71	0.56
2:F:354:PHE:CE1	2:F:370:LYS:HB3	2.38	0.56
2:F:466:MET:CB	2:F:471:LEU:CD2	2.70	0.56
1:A:196:VAL:HG13	1:A:269:HIS:NE2	2.21	0.56
1:A:197:PHE:H	1:A:269:HIS:CD2	2.20	0.56
1:A:602:LEU:O	1:A:603:MET:C	2.41	0.56
1:A:721:ALA:O	1:A:722:ARG:C	2.42	0.56
1:A:870:VAL:C	1:A:872:SER:H	2.09	0.56
1:A:886:LEU:H	1:A:1146:ARG:HH21	1.50	0.56
1:A:1047:ARG:HA	1:A:1047:ARG:CZ	2.34	0.56
2:B:311:LEU:HD12	2:B:312:LEU:H	1.68	0.56
2:C:308:ASP:OD2	2:C:334:CYS:SG	2.62	0.56
2:C:350:LEU:O	2:C:353:SER:OG	2.22	0.56
2:C:431:LYS:O	2:C:434:GLU:HB2	2.05	0.56
1:D:76:ILE:HB	1:D:911:HIS:NE2	2.19	0.56
1:D:253:ALA:HB2	1:D:280:GLU:HB2	1.88	0.56
1:D:278:ILE:HD13	1:D:291:PHE:CD1	2.37	0.56
1:D:278:ILE:HG21	1:D:431:GLY:O	2.04	0.56
1:D:559:LEU:CG	1:D:560:PRO:CD	2.82	0.56
1:D:901:VAL:HA	1:D:904:ASP:OD2	2.06	0.56
1:D:1133:ILE:HD13	1:D:1133:ILE:N	2.19	0.56
1:D:1200:PRO:HD2	1:D:1203:PRO:HG2	1.88	0.56
1:D:1202:ASN:O	1:D:1205:GLY:CA	2.53	0.56
2:F:82:SER:O	2:F:83:LYS:CB	2.52	0.56
2:F:308:ASP:CG	2:F:334:CYS:HA	2.26	0.56

Continued on next page...

Continued from previous page...

Atom-1	Atom-2	Interatomic distance (Å)	Clash overlap (Å)
2:F:483:LYS:HE2	2:F:483:LYS:C	2.25	0.56
1:A:196:VAL:HG11	1:A:404:HIS:CG	2.41	0.56
1:A:354:ASN:O	1:A:355:SER:CB	2.54	0.56
1:A:386:ARG:CB	1:A:390:GLN:HE22	2.19	0.56
1:A:437:VAL:HG12	1:A:438:ASN:N	2.20	0.56
1:A:585:TRP:HE3	1:A:585:TRP:N	2.02	0.56
1:A:821:LEU:O	1:A:821:LEU:HG	2.05	0.56
1:A:1027:LYS:HD3	1:A:1092:PHE:HE2	1.71	0.56
1:A:1143:GLU:O	1:A:1146:ARG:HB2	2.05	0.56
1:A:1212:ILE:N	1:A:1212:ILE:CD1	2.68	0.56
2:C:241:TRP:HB2	2:C:336:LEU:HB2	1.85	0.56
2:C:371:VAL:HG23	2:C:433:ASP:CA	2.35	0.56
2:C:416:GLY:C	2:C:419:GLU:HB3	2.25	0.56
2:C:426:GLU:OE2	2:C:429:TYR:HD1	1.87	0.56
1:D:74:LEU:HD13	1:D:77:GLN:HA	1.86	0.56
1:D:97:GLU:O	1:D:101:ARG:CG	2.53	0.56
1:D:171:TRP:O	1:D:172:ALA:CB	2.44	0.56
1:D:193:ARG:HA	1:D:193:ARG:HH11	1.68	0.56
1:D:245:ILE:CG1	1:D:246:PRO:CD	2.77	0.56
1:D:251:THR:O	1:D:255:SER:N	2.39	0.56
1:D:463:LEU:CA	1:D:466:LEU:HD22	2.35	0.56
1:D:486:TRP:HZ2	1:D:722:ARG:N	2.03	0.56
1:D:490:TRP:O	1:D:580:LEU:HA	2.06	0.56
1:D:641:GLU:O	1:D:645:VAL:CG2	2.54	0.56
1:D:648:PRO:CD	1:D:649:TYR:N	2.68	0.56
1:D:770:PHE:HE1	1:D:968:GLN:HB3	1.67	0.56
1:D:788:GLY:O	1:D:792:LEU:HD13	2.04	0.56
1:D:892:ASP:HA	1:D:1135:ASP:OD2	2.05	0.56
1:D:1092:PHE:O	1:D:1096:ARG:CZ	2.54	0.56
1:D:1154:GLN:O	1:D:1158:LEU:HD23	2.05	0.56
2:F:115:TRP:NE1	2:F:119:VAL:HG21	2.21	0.56
2:F:265:LYS:HG3	2:F:485:VAL:HG21	1.88	0.56
2:F:387:VAL:CG1	2:F:443:VAL:CG2	2.83	0.56
1:A:83:LEU:C	1:A:87:ILE:O	2.44	0.56
1:A:278:ILE:HD13	1:A:291:PHE:HD1	1.71	0.56
1:A:520:ALA:HB3	1:A:521:PRO:HD3	1.87	0.56
1:A:597:ARG:O	1:A:598:VAL:CB	2.54	0.56
1:A:598:VAL:HA	1:A:601:LYS:HD2	1.87	0.56
1:A:616:GLU:HG3	1:A:724:GLY:C	2.25	0.56
1:A:732:TYR:CE1	1:A:755:LYS:CA	2.88	0.56
1:A:870:VAL:O	1:A:872:SER:N	2.38	0.56

Continued on next page...

Continued from previous page...

Atom-1	Atom-2	Interatomic distance (Å)	Clash overlap (Å)
2:B:67:GLU:HG2	2:B:69:LEU:HG	1.88	0.56
2:B:72:ILE:CG1	2:B:73:CYS:N	2.67	0.56
2:B:269:SER:O	2:B:272:ASN:ND2	2.38	0.56
2:B:385:LEU:HD23	2:B:385:LEU:N	2.20	0.56
2:B:430:SER:O	2:B:433:ASP:HB2	2.05	0.56
2:C:185:LEU:HD21	2:C:214:CYS:SG	2.45	0.56
2:C:286:GLY:HA3	2:C:304:TRP:HA	1.88	0.56
2:C:303:LEU:CA	2:C:337:SER:CB	2.81	0.56
2:C:432:TYR:CD1	2:C:440:THR:HG21	2.41	0.56
2:C:454:HIS:CD2	2:C:472:LYS:HE3	2.40	0.56
1:D:194:ALA:HB1	1:D:265:LEU:HD12	1.85	0.56
1:D:242:ALA:C	1:D:245:ILE:HG12	2.26	0.56
1:D:257:THR:C	1:D:258:GLN:HG3	2.26	0.56
1:D:269:HIS:C	1:D:274:ASP:OD1	2.44	0.56
1:D:289:MET:SD	1:D:291:PHE:CE2	2.99	0.56
1:D:412:PRO:HG2	1:D:413:LEU:N	2.21	0.56
1:D:580:LEU:CD1	1:D:593:SER:OG	2.47	0.56
1:D:914:THR:C	1:D:918:TRP:HB3	2.19	0.56
1:D:1025:LEU:HD13	1:D:1027:LYS:CE	2.30	0.56
1:D:1129:PHE:CB	1:D:1139:TYR:HA	2.35	0.56
2:E:128:VAL:O	2:E:210:GLN:NE2	2.39	0.56
2:E:283:GLY:HA3	2:E:306:LEU:CD2	2.35	0.56
2:F:204:LEU:HD12	2:F:204:LEU:N	2.21	0.56
2:F:403:PHE:CE2	2:F:407:LEU:HB2	2.41	0.56
1:A:107:LEU:CB	1:A:113:TRP:CD1	2.84	0.56
1:A:278:ILE:CD1	1:A:291:PHE:CD1	2.88	0.56
1:A:392:LEU:O	1:A:392:LEU:HD23	2.05	0.56
1:A:440:ASN:CB	1:A:877:MET:SD	2.92	0.56
1:A:576:LEU:CD2	2:C:481:SER:OG	2.51	0.56
1:A:656:TYR:CB	1:A:720:THR:OG1	2.51	0.56
1:A:754:HIS:ND1	1:A:760:CYS:O	2.39	0.56
1:A:798:ILE:CD1	1:A:802:ARG:HE	2.19	0.56
1:A:1019:TRP:CZ3	1:A:1164:PHE:HA	2.39	0.56
2:C:285:LYS:HZ1	2:C:285:LYS:HB2	1.71	0.56
1:D:196:VAL:HG12	1:D:268:GLY:CA	2.36	0.56
1:D:369:LEU:HB3	1:D:372:GLU:HB2	1.86	0.56
1:D:369:LEU:HB3	1:D:372:GLU:CB	2.35	0.56
1:D:576:LEU:HD11	1:D:577:CYS:SG	2.46	0.56
1:D:660:CYS:SG	1:D:745:PRO:HG3	2.45	0.56
1:D:666:GLN:CA	1:D:669:MET:O	2.54	0.56
1:D:795:ASN:CA	1:D:798:ILE:HG12	2.35	0.56

Continued on next page...

Continued from previous page...

Atom-1	Atom-2	Interatomic distance (Å)	Clash overlap (Å)
1:D:797:MET:O	1:D:869:ARG:HD3	2.05	0.56
1:D:797:MET:CA	1:D:869:ARG:HD3	2.35	0.56
1:D:916:PHE:CE2	1:D:1174:PRO:HG2	2.40	0.56
1:D:1069:ILE:O	1:D:1071:ARG:NH1	2.39	0.56
1:D:1108:TYR:HE1	1:D:1160:THR:HG22	1.71	0.56
2:E:133:HIS:NE2	2:F:231:ILE:HG22	2.20	0.56
2:E:263:TRP:O	2:E:265:LYS:N	2.38	0.56
2:F:76:ARG:CZ	2:F:434:GLU:OE1	2.54	0.56
2:F:78:PHE:HB2	2:F:102:LEU:HD22	1.87	0.56
2:F:236:GLU:CB	2:F:341:ASP:HB3	2.36	0.56
2:F:375:HIS:ND1	2:F:376:PRO:HD2	2.20	0.56
2:F:390:GLY:HA2	2:F:392:THR:N	2.20	0.56
2:F:483:LYS:O	2:F:485:VAL:CG1	2.54	0.56
1:A:253:ALA:O	1:A:254:SER:CB	2.54	0.56
1:A:277:HIS:O	1:A:281:GLN:HG3	2.06	0.56
1:A:279:ARG:NH1	1:A:841:LEU:O	2.39	0.56
1:A:301:ILE:CD1	1:A:414:PHE:HB3	2.36	0.56
1:A:734:HIS:N	1:A:752:LEU:HD11	2.21	0.56
1:A:823:ARG:O	1:A:823:ARG:CG	2.53	0.56
1:A:897:TRP:NE1	1:A:901:VAL:CG1	2.64	0.56
1:A:1091:GLU:O	1:A:1092:PHE:HB2	2.06	0.56
1:A:1093:MET:O	1:A:1094:THR:C	2.44	0.56
1:A:1108:TYR:HA	1:A:1164:PHE:CZ	2.41	0.56
2:B:132:HIS:CG	2:B:182:ARG:NH2	2.73	0.56
2:C:432:TYR:CB	2:C:437:ILE:HD11	2.35	0.56
1:D:213:VAL:CG2	1:D:397:ALA:HB1	2.26	0.56
1:D:223:TRP:CZ3	1:D:250:PRO:CB	2.88	0.56
1:D:255:SER:CB	1:D:256:PRO:C	2.73	0.56
1:D:270:ASN:OD1	1:D:404:HIS:CE1	2.59	0.56
1:D:410:GLN:OE1	1:D:410:GLN:HA	2.06	0.56
1:D:457:ARG:HH22	2:F:485:VAL:CG2	2.15	0.56
1:D:458:GLU:CA	1:D:461:LYS:HD3	2.19	0.56
1:D:951:TYR:O	1:D:954:ILE:HB	2.05	0.56
1:D:1116:MET:O	1:D:1120:PHE:HD1	1.88	0.56
2:E:86:LEU:HB2	2:E:91:LEU:HD22	1.88	0.56
2:E:193:TYR:HE2	2:E:322:LEU:HB3	1.70	0.56
2:E:478:TYR:O	2:E:482:ALA:HB2	2.05	0.56
2:F:415:PRO:CB	2:F:417:TYR:HE2	2.18	0.56
2:F:454:HIS:CA	2:F:468:ILE:HD12	2.20	0.56
2:F:473:ASP:O	2:F:477:LYS:HG3	2.06	0.56
1:A:253:ALA:CB	1:A:280:GLU:C	2.73	0.56

Continued on next page...

Continued from previous page...

Atom-1	Atom-2	Interatomic distance (Å)	Clash overlap (Å)
1:A:656:TYR:HB3	1:A:720:THR:HG1	1.68	0.56
1:A:817:PRO:HG2	1:A:818:ARG:H	1.71	0.56
1:A:955:TYR:HB3	1:A:1098:ASN:ND2	2.20	0.56
1:A:1232:GLU:HG3	1:A:1234:ARG:HG2	1.88	0.56
2:B:79:LEU:HA	2:B:100:GLY:H	1.71	0.56
2:B:213:VAL:HA	2:B:235:THR:HA	1.88	0.56
2:C:194:VAL:O	2:C:197:LEU:CD2	2.54	0.56
2:C:241:TRP:HB2	2:C:336:LEU:CB	2.36	0.56
2:C:254:PHE:HA	2:C:257:ARG:CD	2.36	0.56
2:C:268:MET:HB2	2:C:352:ASP:OD1	2.06	0.56
2:C:270:PRO:HA	2:C:273:PHE:CE2	2.41	0.56
2:C:325:ARG:HH11	2:C:325:ARG:CG	2.07	0.56
2:C:347:LEU:C	2:C:350:LEU:CD1	2.74	0.56
2:C:356:LEU:HD13	2:C:359:ASN:HD21	1.70	0.56
2:C:371:VAL:HG23	2:C:433:ASP:C	2.27	0.56
1:D:196:VAL:CG2	1:D:215:ILE:CD1	2.83	0.56
1:D:270:ASN:CA	1:D:294:THR:HG23	2.29	0.56
1:D:437:VAL:HA	1:D:441:TRP:CD1	2.38	0.56
1:D:539:PHE:O	1:D:540:GLN:CG	2.54	0.56
1:D:546:ARG:O	1:D:550:GLN:NE2	2.39	0.56
1:D:652:ILE:CG1	1:D:655:LEU:HG	2.36	0.56
1:D:721:ALA:O	1:D:722:ARG:CB	2.53	0.56
1:D:1163:MET:HE1	1:D:1167:LYS:HE3	1.88	0.56
1:D:1231:LEU:C	1:D:1232:GLU:HG2	2.25	0.56
2:F:270:PRO:HA	2:F:273:PHE:CE2	2.41	0.56
1:A:215:ILE:HB	1:A:401:TRP:CE3	2.41	0.56
1:A:249:VAL:CG2	1:A:815:TRP:O	2.52	0.56
1:A:434:TYR:CE2	1:A:1128:ARG:HD2	2.40	0.56
1:A:441:TRP:CZ3	1:A:445:LEU:CD1	2.89	0.56
1:A:612:LEU:HD22	1:A:620:TRP:HA	1.88	0.56
1:A:885:THR:OG1	1:A:1146:ARG:NE	2.39	0.56
1:A:1095:SER:O	1:A:1099:TRP:HE3	1.89	0.56
1:A:1109:LEU:O	1:A:1113:LEU:HG	2.05	0.56
2:C:347:LEU:O	2:C:350:LEU:CD1	2.54	0.56
1:D:189:ILE:HG12	1:D:190:PRO:HD2	1.88	0.56
1:D:430:MET:CE	1:D:1132:SER:HB3	2.35	0.56
1:D:443:ARG:HG2	1:D:443:ARG:NH1	2.19	0.56
1:D:515:ILE:HG23	1:D:565:HIS:C	2.25	0.56
1:D:753:PRO:HG3	1:D:770:PHE:CG	2.41	0.56
1:D:1154:GLN:HG2	1:D:1179:PHE:CE2	2.40	0.56
2:E:247:THR:O	2:E:250:GLN:HB3	2.06	0.56

Continued on next page...

Continued from previous page...

Atom-1	Atom-2	Interatomic distance (Å)	Clash overlap (Å)
2:E:322:LEU:C	2:E:324:GLY:H	2.07	0.56
2:F:134:LYS:CB	2:F:180:LYS:CE	2.83	0.56
2:F:423:SER:CB	2:F:428:LEU:HD21	2.36	0.56
1:A:392:LEU:HG	1:A:395:TYR:CB	2.35	0.55
1:A:475:SER:O	1:A:711:ALA:HA	2.06	0.55
1:A:1013:ASP:OD1	1:A:1014:ARG:N	2.36	0.55
1:A:1038:TRP:CE3	1:A:1041:TRP:HA	2.40	0.55
2:C:285:LYS:HB2	2:C:285:LYS:NZ	2.21	0.55
2:C:397:GLN:C	2:C:399:CYS:H	2.10	0.55
2:C:403:PHE:CE2	2:C:407:LEU:HB2	2.41	0.55
2:C:473:ASP:C	2:C:476:ILE:HG23	2.26	0.55
1:D:88:PHE:HB2	1:D:91:GLY:HA3	1.88	0.55
1:D:196:VAL:HG12	1:D:268:GLY:N	2.21	0.55
1:D:247:LEU:N	1:D:815:TRP:CD1	2.74	0.55
1:D:253:ALA:N	1:D:280:GLU:OE1	2.39	0.55
1:D:278:ILE:HA	1:D:282:TYR:CE1	2.41	0.55
1:D:278:ILE:HA	1:D:291:PHE:CE1	2.41	0.55
1:D:282:TYR:HE2	1:D:432:VAL:CG2	2.14	0.55
1:D:400:VAL:O	1:D:403:THR:HG23	2.07	0.55
1:D:449:GLN:CA	1:D:452:TYR:CE2	2.87	0.55
1:D:466:LEU:HD13	1:D:466:LEU:H	1.70	0.55
1:D:479:TYR:CE1	1:D:480:LYS:HE2	2.41	0.55
1:D:550:GLN:N	1:D:551:LYS:NZ	2.53	0.55
2:E:69:LEU:H	2:E:69:LEU:CD1	2.18	0.55
2:E:259:ARG:NH2	2:E:263:TRP:HE1	2.04	0.55
2:F:234:LYS:NZ	2:F:344:ARG:CD	2.63	0.55
2:F:303:LEU:CG	2:F:337:SER:OG	2.54	0.55
2:F:305:ASN:C	2:F:307:GLY:H	2.09	0.55
2:F:389:ARG:CG	2:F:390:GLY:N	2.69	0.55
1:A:370:PRO:O	1:A:371:LYS:CG	2.52	0.55
1:A:421:PRO:HG2	1:A:422:VAL:H	1.71	0.55
1:A:487:ASP:O	1:A:491:ASP:CG	2.45	0.55
1:A:667:GLN:HG3	1:A:668:LEU:N	2.20	0.55
1:A:1189:LEU:CD2	1:A:1189:LEU:N	2.69	0.55
2:B:233:GLU:OE2	2:C:133:HIS:ND1	2.35	0.55
2:B:263:TRP:O	2:B:265:LYS:HG2	2.05	0.55
2:B:341:ASP:OD1	2:B:344:ARG:HD3	2.07	0.55
2:C:221:THR:CG2	2:C:222:LYS:N	2.69	0.55
2:C:339:ASN:O	2:C:340:GLY:O	2.25	0.55
1:D:173:GLU:OE2	1:D:223:TRP:CD1	2.59	0.55
1:D:177:ARG:HH21	1:D:216:SER:HA	1.70	0.55

Continued on next page...

Continued from previous page...

Atom-1	Atom-2	Interatomic distance (Å)	Clash overlap (Å)
1:D:615:SER:C	1:D:725:PRO:HG3	2.26	0.55
1:D:656:TYR:CE1	1:D:743:ASP:CG	2.78	0.55
1:D:659:HIS:CE1	1:D:719:LEU:HD22	2.39	0.55
1:D:744:ILE:HD13	1:D:744:ILE:N	2.21	0.55
1:D:753:PRO:HD3	1:D:770:PHE:CD2	2.41	0.55
1:D:854:ALA:C	1:D:855:VAL:CG2	2.74	0.55
1:D:877:MET:HE1	1:D:1203:PRO:O	2.06	0.55
1:D:885:THR:O	1:D:886:LEU:HD23	2.06	0.55
1:D:987:ALA:O	1:D:988:ALA:C	2.43	0.55
1:D:1001:GLY:C	1:D:1004:LEU:HB2	2.27	0.55
1:D:1031:GLU:OE2	1:D:1092:PHE:CD2	2.59	0.55
1:D:1108:TYR:CE1	1:D:1160:THR:HG22	2.40	0.55
2:E:186:LEU:C	2:E:190:LEU:HD13	2.25	0.55
2:E:199:LEU:HD12	2:E:200:VAL:H	1.71	0.55
2:E:315:TYR:HD1	2:E:316:PRO:HD2	1.71	0.55
2:E:456:ARG:HG3	2:E:462:MET:N	2.21	0.55
2:F:358:GLU:O	2:F:360:SER:N	2.39	0.55
1:A:77:GLN:OE1	1:A:1174:PRO:HB3	2.06	0.55
1:A:221:TYR:OH	1:A:397:ALA:CB	2.54	0.55
1:A:665:LYS:O	1:A:669:MET:HG2	2.06	0.55
1:A:932:HIS:CB	1:A:947:LYS:HG2	2.34	0.55
1:A:938:THR:O	1:A:939:VAL:CB	2.54	0.55
1:A:1016:GLU:CB	1:A:1020:ILE:HA	2.36	0.55
1:A:1060:LYS:CE	1:A:1073:PRO:HB2	2.36	0.55
1:A:1171:ASN:N	1:A:1171:ASN:OD1	2.38	0.55
2:B:453:ILE:CG2	2:B:468:ILE:HD12	2.33	0.55
2:C:116:THR:O	2:C:120:VAL:HG13	2.06	0.55
2:C:205:PRO:C	2:C:241:TRP:HE1	2.08	0.55
2:C:221:THR:HG22	2:C:222:LYS:N	2.21	0.55
2:C:245:PRO:C	2:C:248:SER:HB2	2.24	0.55
2:C:301:GLU:OE1	2:C:339:ASN:ND2	2.38	0.55
2:C:308:ASP:OD2	2:C:308:ASP:N	2.39	0.55
2:C:351:TYR:CD1	2:C:355:GLN:HG2	2.42	0.55
1:D:233:TYR:O	1:D:234:SER:CB	2.51	0.55
1:D:421:PRO:HG2	1:D:422:VAL:H	1.71	0.55
1:D:575:LYS:CD	1:D:581:ASP:O	2.55	0.55
1:D:727:ASP:O	1:D:728:THR:CB	2.54	0.55
1:D:735:GLY:HA2	1:D:749:PHE:HA	1.89	0.55
1:D:857:PRO:CA	1:D:1062:GLU:OE2	2.55	0.55
2:E:204:LEU:HD22	2:E:242:PHE:O	2.05	0.55
2:E:415:PRO:HB2	2:E:417:TYR:CE2	2.42	0.55

Continued on next page...

Continued from previous page...

Atom-1	Atom-2	Interatomic distance (Å)	Clash overlap (Å)
2:F:115:TRP:NE1	2:F:119:VAL:CG2	2.70	0.55
2:F:144:ALA:O	2:F:145:PHE:HB2	2.06	0.55
2:F:238:SER:C	2:F:338:VAL:HG11	2.26	0.55
2:F:406:LEU:N	2:F:406:LEU:CD1	2.69	0.55
1:A:106:HIS:C	1:A:107:LEU:HD22	2.26	0.55
1:A:196:VAL:HG11	1:A:404:HIS:HB3	1.89	0.55
1:A:203:LEU:CD1	1:A:379:LYS:O	2.54	0.55
1:A:444:TYR:HE2	1:A:874:LEU:HA	1.71	0.55
1:A:586:THR:N	1:A:587:PRO:CD	2.70	0.55
1:A:739:TYR:HA	1:A:741:ASP:O	2.06	0.55
1:A:936:ALA:HB2	1:A:946:ALA:CB	2.35	0.55
2:B:123:GLU:CB	2:C:403:PHE:HZ	2.20	0.55
2:C:192:HIS:C	2:C:196:CYS:HG	2.09	0.55
2:C:291:TYR:OH	2:C:352:ASP:N	2.38	0.55
2:C:402:LEU:HB3	2:C:406:LEU:CD2	2.34	0.55
1:D:213:VAL:HG13	1:D:401:TRP:HZ2	1.68	0.55
1:D:251:THR:C	1:D:254:SER:H	2.08	0.55
1:D:455:LEU:HD13	1:D:869:ARG:NH1	2.22	0.55
1:D:509:THR:C	1:D:510:ALA:O	2.38	0.55
1:D:886:LEU:HD22	1:D:1140:LEU:HG	1.88	0.55
1:D:1069:ILE:HG23	1:D:1070:PRO:CG	2.37	0.55
1:D:1113:LEU:HB3	1:D:1117:LYS:HE3	1.88	0.55
1:D:1207:GLU:HA	1:D:1210:TYR:HD2	1.55	0.55
2:E:378:LEU:CD1	2:E:378:LEU:N	2.69	0.55
2:F:88:ARG:HB2	2:F:88:ARG:HH11	1.70	0.55
2:F:344:ARG:HA	2:F:347:LEU:CG	2.36	0.55
2:F:346:MET:O	2:F:350:LEU:CD1	2.55	0.55
1:A:127:LEU:CD2	1:A:129:PRO:HD3	2.34	0.55
1:A:283:LEU:C	1:A:283:LEU:HD13	2.26	0.55
1:A:386:ARG:HG2	1:A:387:GLU:N	2.21	0.55
1:A:411:LEU:O	1:A:415:LEU:HD13	2.05	0.55
1:A:416:GLU:O	1:A:419:PRO:HD3	2.06	0.55
1:A:430:MET:HA	1:A:1130:CYS:HB2	1.89	0.55
1:A:442:GLU:OE1	1:A:815:TRP:CZ2	2.60	0.55
1:A:469:ASP:O	1:A:473:LEU:HD23	2.07	0.55
1:A:1008:LEU:HD22	1:A:1009:ASN:N	2.22	0.55
1:A:1009:ASN:C	1:A:1010:LEU:HG	2.25	0.55
1:A:1026:ARG:HG2	1:A:1029:GLN:NE2	2.21	0.55
1:A:1069:ILE:N	1:A:1070:PRO:CD	2.69	0.55
1:A:1165:ALA:HB2	1:A:1173:LEU:CD1	2.37	0.55
2:B:102:LEU:H	2:B:102:LEU:CD1	2.17	0.55

Continued on next page...

Continued from previous page...

Atom-1	Atom-2	Interatomic distance (Å)	Clash overlap (Å)
2:B:439:PHE:O	2:B:440:THR:OG1	2.21	0.55
2:B:452:LEU:N	2:B:452:LEU:HD22	2.21	0.55
2:C:290:TYR:CE1	2:C:299:LEU:HD22	2.42	0.55
2:C:351:TYR:O	2:C:353:SER:N	2.38	0.55
2:C:354:PHE:C	2:C:356:LEU:N	2.53	0.55
1:D:242:ALA:C	1:D:246:PRO:HD3	2.27	0.55
1:D:279:ARG:HH11	1:D:841:LEU:CB	2.19	0.55
1:D:733:HIS:CE1	1:D:750:PHE:CD1	2.95	0.55
1:D:795:ASN:O	1:D:798:ILE:CG1	2.53	0.55
1:D:802:ARG:HG2	1:D:803:ASN:OD1	2.07	0.55
1:D:951:TYR:O	1:D:955:TYR:CD1	2.60	0.55
1:D:967:MET:SD	1:D:978:ALA:HB2	2.47	0.55
1:D:1188:CYS:O	1:D:1189:LEU:HD13	2.06	0.55
1:D:1190:ARG:HH11	1:D:1195:MET:CE	2.17	0.55
2:E:120:VAL:O	2:F:407:LEU:HG	2.07	0.55
2:F:180:LYS:O	2:F:181:LEU:HD23	2.06	0.55
2:F:300:ILE:HG23	2:F:342:LEU:CD1	2.36	0.55
2:F:300:ILE:CG2	2:F:301:GLU:H	2.19	0.55
2:F:397:GLN:HG2	2:F:398:VAL:N	2.22	0.55
2:F:403:PHE:O	2:F:406:LEU:HB2	2.06	0.55
1:A:414:PHE:O	1:A:417:ARG:CB	2.54	0.55
1:A:439:GLN:HG2	1:A:836:LEU:N	2.22	0.55
1:A:658:LYS:O	1:A:662:GLU:CG	2.53	0.55
1:A:786:ALA:CB	1:A:790:ARG:NH1	2.67	0.55
1:A:916:PHE:O	1:A:920:THR:HA	2.05	0.55
1:A:1005:VAL:CA	1:A:1008:LEU:CD1	2.67	0.55
1:A:1068:ASP:O	1:A:1070:PRO:HD3	2.07	0.55
1:A:1091:GLU:O	1:A:1092:PHE:CB	2.54	0.55
1:A:1224:ILE:HD11	1:A:1229:GLY:H	1.71	0.55
2:C:233:GLU:O	2:C:234:LYS:HG2	2.06	0.55
2:C:243:THR:HB	2:C:247:THR:OG1	2.07	0.55
2:C:342:LEU:O	2:C:342:LEU:HD22	2.06	0.55
2:C:415:PRO:HA	2:C:417:TYR:HE2	1.72	0.55
1:D:77:GLN:O	1:D:78:MET:CB	2.53	0.55
1:D:312:TRP:CZ3	1:D:348:LEU:HB2	2.40	0.55
1:D:607:TRP:NE1	1:D:780:GLN:O	2.40	0.55
1:D:903:GLY:HA2	1:D:1002:GLU:HB2	1.86	0.55
1:D:1006:ARG:HA	1:D:1006:ARG:CZ	2.31	0.55
2:E:77:HIS:CB	2:E:101:PRO:HD2	2.33	0.55
2:E:109:ASN:O	2:E:378:LEU:HG	2.06	0.55
2:E:211:ILE:HA	2:E:237:ALA:HA	1.89	0.55

Continued on next page...

Continued from previous page...

Atom-1	Atom-2	Interatomic distance (Å)	Clash overlap (Å)
2:E:284:ARG:O	2:E:285:LYS:CB	2.53	0.55
2:E:335:VAL:CG2	2:E:336:LEU:N	2.70	0.55
2:F:290:TYR:CE1	2:F:299:LEU:HD22	2.40	0.55
2:F:311:LEU:O	2:F:315:TYR:N	2.32	0.55
2:F:322:LEU:HD22	2:F:323:HIS:C	2.27	0.55
2:F:341:ASP:O	2:F:342:LEU:CD1	2.50	0.55
1:A:221:TYR:OH	1:A:397:ALA:HB1	2.07	0.55
1:A:312:TRP:CZ2	1:A:346:ASP:C	2.80	0.55
1:A:897:TRP:O	1:A:897:TRP:CD1	2.59	0.55
1:A:931:LEU:HA	1:A:934:LYS:HE3	1.87	0.55
1:A:1008:LEU:C	1:A:1008:LEU:CD2	2.74	0.55
1:A:1013:ASP:CG	1:A:1014:ARG:H	2.09	0.55
1:A:1017:GLY:C	1:A:1019:TRP:H	2.09	0.55
1:A:1030:ARG:HD3	1:A:1091:GLU:CD	2.27	0.55
2:C:390:GLY:HA2	2:C:392:THR:N	2.21	0.55
2:C:444:THR:N	2:C:447:THR:HG23	2.20	0.55
1:D:77:GLN:O	1:D:78:MET:HB2	2.07	0.55
1:D:892:ASP:OD2	1:D:893:SER:N	2.40	0.55
1:D:903:GLY:O	1:D:906:HIS:N	2.40	0.55
1:D:1060:LYS:HA	1:D:1060:LYS:CE	2.36	0.55
1:D:1209:ARG:CG	2:F:249:ASN:HB3	2.32	0.55
2:E:114:TRP:NE1	2:E:259:ARG:NH2	2.49	0.55
2:E:119:VAL:HA	2:E:125:VAL:HB	1.87	0.55
2:E:201:ASN:CG	2:F:422:GLN:HB2	2.26	0.55
2:E:266:PHE:CD1	2:E:376:PRO:HG3	2.42	0.55
2:E:338:VAL:O	2:E:338:VAL:HG12	2.06	0.55
2:E:418:LEU:CD2	2:F:122:ARG:NH2	2.67	0.55
2:F:312:LEU:O	2:F:313:HIS:C	2.44	0.55
2:F:407:LEU:HD23	2:F:407:LEU:C	2.26	0.55
2:F:426:GLU:OE2	2:F:429:TYR:HD1	1.89	0.55
2:F:469:SER:C	2:F:471:LEU:HD12	2.27	0.55
1:A:125:LEU:HD23	1:A:125:LEU:N	2.00	0.55
1:A:267:VAL:CG1	1:A:269:HIS:CE1	2.90	0.55
1:A:379:LYS:H	1:A:379:LYS:HD3	1.70	0.55
1:A:784:GLY:CA	2:C:362:THR:O	2.55	0.55
1:A:823:ARG:HB3	1:A:825:VAL:CG2	2.13	0.55
1:A:851:THR:C	1:A:852:ARG:HG3	2.27	0.55
1:A:859:TRP:CD1	1:A:859:TRP:N	2.73	0.55
1:A:1129:PHE:CE2	1:A:1131:ILE:HB	2.42	0.55
1:A:1131:ILE:HG13	1:A:1133:ILE:HG22	1.88	0.55
2:C:236:GLU:CA	2:C:341:ASP:CB	2.69	0.55

Continued on next page...

Continued from previous page...

Atom-1	Atom-2	Interatomic distance (Å)	Clash overlap (Å)
2:C:243:THR:HB	2:C:247:THR:CG2	2.37	0.55
2:C:245:PRO:O	2:C:248:SER:CB	2.45	0.55
2:C:432:TYR:HB3	2:C:437:ILE:HD11	1.88	0.55
1:D:121:PRO:C	1:D:122:ASP:OD2	2.44	0.55
1:D:192:GLU:HG3	1:D:195:LEU:HD12	1.89	0.55
1:D:211:LEU:HG	1:D:221:TYR:CE1	2.42	0.55
1:D:259:ARG:CG	1:D:261:TRP:HD1	2.17	0.55
1:D:271:VAL:N	1:D:294:THR:OG1	2.39	0.55
1:D:407:PHE:CG	1:D:408:GLN:N	2.75	0.55
1:D:591:LEU:HD11	1:D:594:LEU:CG	2.20	0.55
1:D:598:VAL:HA	1:D:601:LYS:HD3	1.89	0.55
1:D:776:ASP:OD1	1:D:777:GLY:N	2.39	0.55
1:D:916:PHE:O	1:D:920:THR:HA	2.04	0.55
1:D:954:ILE:HG22	1:D:955:TYR:CG	2.42	0.55
1:D:995:TYR:N	1:D:996:ARG:NH1	2.50	0.55
1:D:1028:VAL:O	1:D:1028:VAL:HG12	2.07	0.55
1:D:1221:TYR:CA	1:D:1224:ILE:HG22	2.33	0.55
2:E:239:LEU:HB3	2:E:338:VAL:HB	1.89	0.55
2:E:244:PRO:O	2:E:248:SER:N	2.40	0.55
2:E:301:GLU:HG2	2:E:303:LEU:CD1	2.36	0.55
2:F:78:PHE:CD2	2:F:79:LEU:HD22	2.41	0.55
2:F:112:ALA:O	2:F:116:THR:HG22	2.06	0.55
2:F:244:PRO:N	2:F:247:THR:CG2	2.70	0.55
2:F:358:GLU:HG2	2:F:359:ASN:N	2.22	0.55
2:F:431:LYS:NZ	2:F:435:MET:CG	2.70	0.55
1:A:433:SER:HB2	1:A:1129:PHE:HE1	1.72	0.55
1:A:460:LYS:O	1:A:463:LEU:HB3	2.07	0.55
1:A:616:GLU:CG	1:A:724:GLY:CA	2.84	0.55
1:A:735:GLY:C	1:A:736:ASN:CG	2.66	0.55
1:A:825:VAL:O	1:A:829:PRO:CG	2.55	0.55
1:A:1209:ARG:HH22	2:C:256:LEU:CG	2.20	0.55
2:B:378:LEU:O	2:B:379:ALA:C	2.46	0.55
2:B:432:TYR:HA	2:B:437:ILE:CD1	2.37	0.55
2:C:72:ILE:O	2:C:75:ARG:O	2.25	0.55
2:C:241:TRP:HE3	2:C:255:TRP:HE1	1.52	0.55
2:C:393:LEU:HD23	2:C:396:ARG:CG	2.26	0.55
2:C:398:VAL:C	2:C:401:GLY:N	2.60	0.55
2:C:441:VAL:O	2:C:441:VAL:HG23	2.07	0.55
1:D:278:ILE:HD13	1:D:282:TYR:OH	2.07	0.55
1:D:550:GLN:OE1	1:D:551:LYS:CE	2.54	0.55
1:D:576:LEU:HG	1:D:579:ARG:HE	1.70	0.55

Continued on next page...

Continued from previous page...

Atom-1	Atom-2	Interatomic distance (Å)	Clash overlap (Å)
1:D:769:ASP:O	1:D:773:LYS:NZ	2.29	0.55
1:D:867:PRO:O	1:D:868:ASP:CB	2.55	0.55
1:D:874:LEU:O	1:D:878:VAL:CG2	2.41	0.55
1:D:951:TYR:O	1:D:955:TYR:CE1	2.59	0.55
1:D:1138:ARG:HH21	1:D:1191:LYS:HZ3	1.55	0.55
1:D:1163:MET:CE	1:D:1167:LYS:HG2	2.37	0.55
1:D:1165:ALA:C	1:D:1166:TYR:CD1	2.77	0.55
2:E:431:LYS:CA	2:E:434:GLU:HG2	2.34	0.55
2:F:243:THR:C	2:F:334:CYS:HB2	2.26	0.55
2:F:351:TYR:C	2:F:355:GLN:CB	2.64	0.55
1:A:267:VAL:CG1	1:A:269:HIS:HE1	2.20	0.55
1:A:358:LEU:HD12	1:A:407:PHE:CE1	2.42	0.55
1:A:430:MET:O	1:A:1130:CYS:SG	2.64	0.55
1:A:572:TRP:O	1:A:574:ARG:N	2.40	0.55
1:A:610:PHE:CE1	1:A:972:ARG:NH2	2.75	0.55
1:A:613:HIS:CG	1:A:717:LEU:HG	2.41	0.55
1:A:732:TYR:CD1	1:A:755:LYS:HG2	2.42	0.55
1:A:955:TYR:HD2	1:A:1102:GLN:HE22	1.52	0.55
1:A:996:ARG:NH1	1:A:1003:TRP:C	2.60	0.55
2:B:69:LEU:O	2:B:73:CYS:SG	2.64	0.55
2:B:78:PHE:CD2	2:B:102:LEU:HD22	2.42	0.55
2:B:182:ARG:O	2:B:182:ARG:HG2	2.06	0.55
2:B:348:ALA:C	2:B:350:LEU:N	2.61	0.55
2:B:388:GLY:O	2:B:444:THR:HA	2.07	0.55
2:C:208:LEU:CD1	2:C:208:LEU:O	2.54	0.55
2:C:244:PRO:N	2:C:247:THR:HG21	2.22	0.55
2:C:344:ARG:O	2:C:347:LEU:HB2	2.07	0.55
2:C:387:VAL:HG11	2:C:395:LEU:O	2.07	0.55
2:C:387:VAL:CG1	2:C:399:CYS:HB2	2.37	0.55
2:C:406:LEU:CA	2:C:409:ASN:ND2	2.61	0.55
1:D:401:TRP:HD1	1:D:404:HIS:HD2	1.53	0.55
1:D:402:ALA:O	1:D:406:VAL:CG1	2.55	0.55
1:D:613:HIS:CE1	1:D:717:LEU:CD1	2.89	0.55
1:D:659:HIS:CG	1:D:719:LEU:HD22	2.42	0.55
1:D:732:TYR:CG	1:D:755:LYS:NZ	2.75	0.55
1:D:891:VAL:CG1	1:D:1135:ASP:CA	2.85	0.55
1:D:922:GLN:OE1	1:D:934:LYS:NZ	2.39	0.55
2:E:263:TRP:C	2:E:265:LYS:N	2.58	0.55
2:E:324:GLY:O	2:E:331:VAL:HG13	2.06	0.55
2:E:380:PRO:CA	2:E:438:LEU:HD12	2.37	0.55
2:F:115:TRP:O	2:F:118:VAL:HG12	2.06	0.55

Continued on next page...

Continued from previous page...

Atom-1	Atom-2	Interatomic distance (Å)	Clash overlap (Å)
2:F:116:THR:O	2:F:120:VAL:HG13	2.07	0.55
2:F:240:VAL:CA	2:F:336:LEU:HB3	2.36	0.55
2:F:342:LEU:CD2	2:F:342:LEU:C	2.74	0.55
2:F:344:ARG:HA	2:F:347:LEU:CD2	2.34	0.55
1:A:79:LEU:CB	1:A:89:GLY:CA	2.84	0.54
1:A:196:VAL:C	1:A:401:TRP:CH2	2.81	0.54
1:A:363:ARG:O	1:A:365:TYR:CE2	2.59	0.54
1:A:616:GLU:O	1:A:616:GLU:HG3	2.06	0.54
1:A:788:GLY:O	1:A:792:LEU:HG	2.07	0.54
1:A:815:TRP:HA	1:A:838:GLY:HA2	1.87	0.54
1:A:885:THR:HB	1:A:1146:ARG:HH21	1.72	0.54
1:A:974:THR:HG23	1:A:975:GLN:H	1.72	0.54
1:A:1108:TYR:HE2	1:A:1112:MET:CE	2.20	0.54
2:B:75:ARG:HD2	2:B:434:GLU:CD	2.28	0.54
2:B:283:GLY:O	2:B:305:ASN:O	2.25	0.54
2:B:456:ARG:HG2	2:B:463:LYS:HG3	1.89	0.54
2:C:239:LEU:C	2:C:338:VAL:HG12	2.26	0.54
1:D:203:LEU:C	1:D:203:LEU:CD2	2.74	0.54
1:D:273:PHE:CA	1:D:276:ALA:H	2.19	0.54
1:D:439:GLN:NE2	1:D:837:TYR:CE2	2.75	0.54
1:D:460:LYS:HG2	1:D:461:LYS:N	2.22	0.54
1:D:768:LYS:C	1:D:772:PRO:CD	2.74	0.54
1:D:771:LEU:N	1:D:771:LEU:CD1	2.70	0.54
1:D:904:ASP:OD1	1:D:915:ALA:CB	2.55	0.54
1:D:1111:LEU:HD22	1:D:1164:PHE:HE1	1.68	0.54
1:D:1209:ARG:CZ	2:F:252:LEU:HB3	2.37	0.54
2:E:109:ASN:HB2	2:E:378:LEU:CB	2.37	0.54
2:E:427:GLN:HA	2:E:430:SER:OG	2.07	0.54
2:F:118:VAL:CG1	2:F:119:VAL:N	2.70	0.54
2:F:123:GLU:OE1	2:F:206:TYR:HA	2.07	0.54
2:F:375:HIS:CD2	2:F:377:CYS:H	2.24	0.54
2:F:460:THR:CG2	2:F:462:MET:HB2	2.35	0.54
1:A:189:ILE:HD12	1:A:258:GLN:HA	1.89	0.54
1:A:456:GLN:O	1:A:460:LYS:HD3	2.07	0.54
1:A:490:TRP:CH2	1:A:598:VAL:CB	2.85	0.54
1:A:496:LYS:NZ	1:A:570:PRO:O	2.37	0.54
1:A:730:PRO:HD3	1:A:761:ASN:OD1	2.08	0.54
1:A:1006:ARG:N	1:A:1006:ARG:HH11	2.06	0.54
2:B:75:ARG:C	2:B:76:ARG:HG2	2.28	0.54
2:B:376:PRO:O	2:B:378:LEU:N	2.39	0.54
2:C:200:VAL:O	2:C:201:ASN:HB2	2.06	0.54

Continued on next page...

Continued from previous page...

Atom-1	Atom-2	Interatomic distance (Å)	Clash overlap (Å)
2:C:266:PHE:HB3	2:C:378:LEU:HD11	1.88	0.54
2:C:342:LEU:CB	2:C:344:ARG:HB2	2.37	0.54
1:D:284:ILE:H	1:D:284:ILE:CD1	2.02	0.54
1:D:612:LEU:HB3	1:D:621:GLY:N	2.22	0.54
1:D:739:TYR:O	1:D:741:ASP:O	2.25	0.54
1:D:808:ILE:O	1:D:811:GLN:OE1	2.25	0.54
1:D:879:GLN:O	1:D:1189:LEU:CD2	2.54	0.54
1:D:1151:LEU:HD12	1:D:1230:SER:HA	1.89	0.54
1:D:1190:ARG:NH1	1:D:1195:MET:HE3	2.21	0.54
2:E:239:LEU:O	2:E:240:VAL:HB	2.06	0.54
2:E:382:LYS:CG	2:E:383:VAL:H	2.20	0.54
2:F:385:LEU:HD13	2:F:399:CYS:SG	2.47	0.54
2:F:402:LEU:O	2:F:403:PHE:C	2.45	0.54
1:A:371:LYS:HA	1:A:374:ARG:HD2	1.88	0.54
1:A:420:HIS:CE1	1:A:422:VAL:HG23	2.42	0.54
1:A:520:ALA:N	1:A:521:PRO:CD	2.71	0.54
1:A:652:ILE:HG23	1:A:655:LEU:HD11	1.89	0.54
2:B:67:GLU:N	2:B:70:LEU:HB2	2.22	0.54
2:B:78:PHE:CD2	2:B:102:LEU:HB2	2.42	0.54
2:C:357:THR:C	2:C:359:ASN:N	2.61	0.54
1:D:260:ASP:OD2	1:D:260:ASP:C	2.45	0.54
1:D:396:CYS:O	1:D:400:VAL:HG23	2.06	0.54
1:D:437:VAL:HG12	1:D:438:ASN:N	2.21	0.54
1:D:484:TRP:CD1	1:D:488:LEU:HG	2.42	0.54
1:D:618:HIS:CE1	1:D:761:ASN:HB3	2.42	0.54
1:D:933:SER:OG	1:D:943:ARG:CZ	2.55	0.54
1:D:1157:ASN:OD1	1:D:1161:ARG:NH2	2.40	0.54
2:E:318:ASN:O	2:E:319:VAL:C	2.46	0.54
2:E:385:LEU:HD13	2:E:441:VAL:HB	1.88	0.54
2:F:307:GLY:C	2:F:308:ASP:OD2	2.46	0.54
2:F:309:HIS:HB3	2:F:310:GLU:OE1	2.06	0.54
2:F:425:LEU:HD12	2:F:425:LEU:O	2.08	0.54
1:A:188:ALA:C	1:A:189:ILE:HG12	2.27	0.54
1:A:196:VAL:CG1	1:A:401:TRP:CZ3	2.91	0.54
1:A:273:PHE:CA	1:A:276:ALA:HB3	2.37	0.54
1:A:503:VAL:O	1:A:504:LYS:HB3	2.07	0.54
1:A:639:THR:HB	1:A:640:LEU:CD2	2.27	0.54
1:A:885:THR:HB	1:A:1146:ARG:CZ	2.37	0.54
1:A:915:ALA:O	1:A:919:MET:N	2.26	0.54
1:A:1008:LEU:C	1:A:1011:PRO:HD3	2.28	0.54
1:A:1043:VAL:C	1:A:1046:GLU:H	2.10	0.54

Continued on next page...

Continued from previous page...

Atom-1	Atom-2	Interatomic distance (Å)	Clash overlap (Å)
2:B:307:GLY:HA2	2:B:334:CYS:HB3	1.90	0.54
2:C:395:LEU:CD2	2:C:443:VAL:HB	2.37	0.54
1:D:143:ALA:HB1	1:D:421:PRO:O	2.08	0.54
1:D:257:THR:O	1:D:257:THR:CG2	2.49	0.54
1:D:421:PRO:O	1:D:425:ALA:CB	2.55	0.54
1:D:542:ASP:O	1:D:546:ARG:HB2	2.06	0.54
1:D:601:LYS:HZ2	1:D:721:ALA:HA	1.72	0.54
1:D:734:HIS:ND1	1:D:752:LEU:HD11	2.22	0.54
1:D:744:ILE:CB	1:D:745:PRO:HD3	2.36	0.54
1:D:774:MET:O	1:D:776:ASP:O	2.25	0.54
1:D:776:ASP:N	1:D:796:LYS:NZ	2.55	0.54
1:D:807:ARG:HB2	1:D:858:THR:CG2	2.37	0.54
1:D:873:GLU:CD	1:D:1203:PRO:HG3	2.28	0.54
1:D:999:ASP:C	1:D:1001:GLY:N	2.59	0.54
1:D:1063:SER:OG	1:D:1066:THR:HB	2.08	0.54
1:D:1153:LEU:N	1:D:1153:LEU:HD23	2.22	0.54
2:E:127:PRO:O	2:F:101:PRO:HA	2.07	0.54
2:E:240:VAL:HG12	2:E:242:PHE:CZ	2.43	0.54
2:E:271:SER:C	2:E:273:PHE:H	2.10	0.54
2:E:280:ASP:O	2:E:304:TRP:CH2	2.60	0.54
2:E:460:THR:O	2:E:462:MET:HE2	2.07	0.54
2:F:381:ILE:CG2	2:F:437:ILE:HG22	2.38	0.54
2:F:413:VAL:C	2:F:415:PRO:HD2	2.27	0.54
1:A:112:LEU:HD12	1:A:112:LEU:N	2.21	0.54
1:A:175:TRP:HD1	1:A:183:GLU:HB2	1.71	0.54
1:A:371:LYS:NZ	1:A:400:VAL:CG2	2.70	0.54
1:A:611:PRO:HG3	1:A:671:GLN:CG	2.37	0.54
1:A:1140:LEU:CD2	1:A:1141:VAL:N	2.71	0.54
2:B:69:LEU:HA	2:B:72:ILE:HG12	1.90	0.54
2:B:82:SER:HB3	2:B:85:GLN:CG	2.38	0.54
2:B:122:ARG:HB3	2:B:122:ARG:HH11	1.72	0.54
2:B:285:LYS:C	2:B:305:ASN:HD22	2.11	0.54
2:B:469:SER:O	2:B:471:LEU:N	2.40	0.54
2:C:208:LEU:HD12	2:C:208:LEU:C	2.26	0.54
2:C:381:ILE:CG2	2:C:437:ILE:HG22	2.38	0.54
2:C:456:ARG:NH2	2:C:465:MET:SD	2.80	0.54
1:D:193:ARG:CA	1:D:193:ARG:HH11	2.19	0.54
1:D:279:ARG:HH11	1:D:841:LEU:HD13	1.71	0.54
1:D:308:GLN:NE2	1:D:1091:GLU:N	2.55	0.54
1:D:429:GLU:HG3	1:D:1128:ARG:HH22	1.68	0.54
1:D:434:TYR:HA	1:D:841:LEU:HD13	1.89	0.54

Continued on next page...

Continued from previous page...

Atom-1	Atom-2	Interatomic distance (Å)	Clash overlap (Å)
1:D:483:PRO:HG3	1:D:712:VAL:CG1	2.38	0.54
1:D:503:VAL:C	1:D:505:LYS:N	2.46	0.54
1:D:581:ASP:OD1	1:D:592:LEU:HD13	2.08	0.54
1:D:730:PRO:HB3	1:D:761:ASN:CA	2.38	0.54
1:D:945:HIS:HA	1:D:948:ILE:HD11	1.88	0.54
1:D:1027:LYS:HB2	1:D:1096:ARG:CG	2.37	0.54
1:D:1122:GLU:O	1:D:1123:PHE:HB2	2.08	0.54
2:E:187:HIS:HA	2:E:190:LEU:CD2	2.31	0.54
2:E:427:GLN:O	2:E:430:SER:HB2	2.08	0.54
2:F:129:ASP:HB3	2:F:131:LEU:HD22	1.88	0.54
2:F:383:VAL:CG2	2:F:384:ALA:N	2.70	0.54
2:F:385:LEU:HD11	2:F:402:LEU:HB3	1.90	0.54
2:F:407:LEU:C	2:F:407:LEU:CD2	2.76	0.54
2:F:473:ASP:C	2:F:476:ILE:HG23	2.27	0.54
1:A:196:VAL:HG12	1:A:401:TRP:CZ3	2.43	0.54
1:A:385:ILE:CG2	1:A:386:ARG:N	2.70	0.54
1:A:560:PRO:HD2	2:C:452:LEU:CD2	2.37	0.54
1:A:613:HIS:O	1:A:614:TYR:CB	2.55	0.54
1:A:659:HIS:CD2	1:A:720:THR:HB	2.43	0.54
1:A:845:VAL:CG1	1:A:848:GLY:HA3	2.37	0.54
1:A:1006:ARG:CZ	1:A:1010:LEU:HD11	2.35	0.54
1:A:1198:LYS:C	1:A:1199:THR:HG23	2.27	0.54
2:B:217:PRO:HB2	2:B:231:ILE:CG2	2.38	0.54
2:B:315:TYR:HB2	2:B:322:LEU:HD11	1.90	0.54
2:B:373:LYS:CE	2:B:459:ASP:HA	2.33	0.54
2:B:417:TYR:OH	2:C:122:ARG:CD	2.40	0.54
2:C:197:LEU:CD1	2:C:322:LEU:HD21	2.37	0.54
2:C:201:ASN:O	2:C:202:LYS:HB3	2.08	0.54
2:C:241:TRP:CE3	2:C:336:LEU:HD12	2.43	0.54
2:C:308:ASP:OD1	2:C:333:PRO:C	2.46	0.54
2:C:466:MET:O	2:C:467:HIS:C	2.45	0.54
1:D:298:HIS:CD2	1:D:411:LEU:CD2	2.90	0.54
1:D:348:LEU:HD13	1:D:350:ILE:HD11	1.88	0.54
1:D:437:VAL:CA	1:D:441:TRP:HD1	2.16	0.54
1:D:459:MET:H	1:D:460:LYS:NZ	2.00	0.54
1:D:641:GLU:C	1:D:645:VAL:CG2	2.68	0.54
1:D:667:GLN:C	1:D:671:GLN:HG2	2.27	0.54
1:D:735:GLY:HA2	1:D:750:PHE:N	2.23	0.54
1:D:779:LEU:O	1:D:779:LEU:HD13	2.07	0.54
1:D:854:ALA:O	1:D:855:VAL:CG2	2.55	0.54
1:D:888:GLY:CA	1:D:1138:ARG:HD3	2.18	0.54

Continued on next page...

Continued from previous page...

Atom-1	Atom-2	Interatomic distance (Å)	Clash overlap (Å)
1:D:901:VAL:O	1:D:902:LEU:C	2.46	0.54
1:D:949:PHE:CD1	1:D:949:PHE:C	2.80	0.54
1:D:1014:ARG:HD3	1:D:1026:ARG:CD	2.37	0.54
1:D:1052:GLY:O	1:D:1056:GLU:N	2.40	0.54
2:E:101:PRO:N	2:F:128:VAL:CG2	2.71	0.54
2:E:199:LEU:CD1	2:E:200:VAL:H	2.21	0.54
2:E:352:ASP:CG	2:E:352:ASP:O	2.45	0.54
2:E:402:LEU:O	2:E:403:PHE:C	2.46	0.54
2:F:131:LEU:HB3	2:F:133:HIS:ND1	2.22	0.54
2:F:256:LEU:O	2:F:257:ARG:C	2.46	0.54
1:A:175:TRP:CG	1:A:184:ALA:HA	2.43	0.54
1:A:297:MET:HE1	1:A:415:LEU:CD2	2.38	0.54
1:A:730:PRO:HG3	1:A:760:CYS:O	2.08	0.54
1:A:784:GLY:CA	2:C:363:ARG:CD	2.85	0.54
1:A:850:ILE:CG1	1:A:1099:TRP:NE1	2.71	0.54
1:A:866:ARG:HD3	1:A:866:ARG:C	2.27	0.54
1:A:982:ALA:O	1:A:986:TYR:CD1	2.61	0.54
1:A:1015:THR:CA	1:A:1016:GLU:OE2	2.55	0.54
2:B:112:ALA:O	2:B:115:TRP:CB	2.56	0.54
2:B:400:GLN:HG2	2:B:417:TYR:CE2	2.43	0.54
2:B:447:THR:HG23	2:B:452:LEU:H	1.70	0.54
2:C:78:PHE:CD2	2:C:79:LEU:HD22	2.42	0.54
2:C:326:ASP:OD2	2:C:327:GLY:N	2.39	0.54
2:C:483:LYS:HE2	2:C:483:LYS:C	2.27	0.54
1:D:148:LEU:CB	1:D:149:PRO:HD3	2.38	0.54
1:D:286:GLY:O	1:D:287:SER:CB	2.56	0.54
1:D:301:ILE:O	1:D:1024:ASP:CB	2.55	0.54
1:D:371:LYS:NZ	1:D:393:MET:HA	2.21	0.54
1:D:627:ARG:O	1:D:628:ARG:CB	2.56	0.54
1:D:735:GLY:CA	1:D:749:PHE:CA	2.85	0.54
1:D:901:VAL:CG2	1:D:902:LEU:N	2.70	0.54
1:D:1145:ASP:HA	1:D:1148:ARG:HD3	1.90	0.54
1:D:1209:ARG:CZ	2:F:252:LEU:HD22	2.38	0.54
2:E:91:LEU:C	2:E:93:SER:N	2.61	0.54
2:E:214:CYS:HB2	2:E:236:GLU:CB	2.37	0.54
2:E:428:LEU:CD1	2:E:428:LEU:N	2.60	0.54
2:F:221:THR:CG2	2:F:222:LYS:N	2.71	0.54
2:F:328:ARG:HG3	2:F:329:LYS:HD2	1.90	0.54
1:A:82:GLY:O	1:A:85:GLU:HG3	2.07	0.54
1:A:879:GLN:O	1:A:1187:ARG:O	2.26	0.54
1:A:977:GLU:HA	1:A:980:GLU:OE2	2.08	0.54

Continued on next page...

Continued from previous page...

Atom-1	Atom-2	Interatomic distance (Å)	Clash overlap (Å)
1:A:1043:VAL:O	1:A:1043:VAL:HG12	2.08	0.54
1:A:1111:LEU:O	1:A:1112:MET:C	2.46	0.54
2:B:100:GLY:HA2	2:C:128:VAL:HG11	1.90	0.54
2:B:204:LEU:HD11	2:B:333:PRO:HB3	1.88	0.54
2:B:252:LEU:O	2:B:255:TRP:HB2	2.07	0.54
2:B:277:ASP:HA	2:B:287:ASN:CG	2.28	0.54
2:B:476:ILE:O	2:B:480:SER:N	2.36	0.54
2:C:81:GLY:O	2:C:86:LEU:HD21	2.07	0.54
2:C:234:LYS:NZ	2:C:344:ARG:CD	2.61	0.54
2:C:358:GLU:HA	2:C:361:PHE:CB	2.38	0.54
2:C:395:LEU:HD11	2:C:444:THR:CA	2.36	0.54
1:D:278:ILE:HA	1:D:291:PHE:CD1	2.42	0.54
1:D:354:ASN:O	1:D:355:SER:OG	2.19	0.54
1:D:422:VAL:CG1	1:D:1111:LEU:HD12	2.36	0.54
1:D:548:CYS:N	1:D:551:LYS:HD3	2.22	0.54
1:D:585:TRP:CB	1:D:587:PRO:HD2	2.23	0.54
1:D:972:ARG:C	1:D:974:THR:HG23	2.28	0.54
1:D:1147:TYR:N	1:D:1147:TYR:CD2	2.74	0.54
2:E:193:TYR:O	2:E:197:LEU:HB3	2.08	0.54
2:E:218:VAL:O	2:E:230:SER:OG	2.22	0.54
2:E:299:LEU:HD11	2:E:302:THR:HG22	1.89	0.54
2:F:146:ARG:CB	2:F:228:VAL:HG11	2.38	0.54
2:F:328:ARG:C	2:F:329:LYS:HD2	2.27	0.54
2:F:400:GLN:CD	2:F:400:GLN:C	2.66	0.54
1:A:113:TRP:HA	1:A:116:PRO:CD	2.37	0.54
1:A:298:HIS:ND1	1:A:298:HIS:C	2.61	0.54
1:A:307:PHE:CD2	1:A:1051:GLY:HA3	2.43	0.54
1:A:442:GLU:OE1	1:A:815:TRP:HZ2	1.91	0.54
1:A:645:VAL:HA	1:A:650:ARG:CD	2.38	0.54
1:A:792:LEU:O	1:A:796:LYS:HG3	2.08	0.54
1:A:964:ARG:O	1:A:968:GLN:CG	2.56	0.54
1:A:1128:ARG:O	1:A:1140:LEU:N	2.40	0.54
2:B:249:ASN:HA	2:B:252:LEU:HD22	1.89	0.54
2:B:265:LYS:O	2:B:266:PHE:HB2	2.08	0.54
2:B:265:LYS:HD3	2:B:349:TYR:OH	2.08	0.54
2:B:267:ALA:HB1	2:B:270:PRO:HB2	1.90	0.54
2:B:418:LEU:HD23	2:B:418:LEU:C	2.28	0.54
2:C:314:MET:HB3	2:C:315:TYR:CD2	2.43	0.54
2:C:336:LEU:HD23	2:C:337:SER:O	2.08	0.54
1:D:381:THR:HG23	1:D:385:ILE:HB	1.90	0.54
1:D:395:TYR:H	1:D:395:TYR:HD1	1.56	0.54

Continued on next page...

Continued from previous page...

Atom-1	Atom-2	Interatomic distance (Å)	Clash overlap (Å)
1:D:605:LEU:CD2	1:D:781:ALA:CB	2.73	0.54
1:D:744:ILE:CB	1:D:745:PRO:CD	2.85	0.54
1:D:823:ARG:CZ	1:D:824:ALA:HB3	2.38	0.54
1:D:859:TRP:CD1	1:D:859:TRP:N	2.76	0.54
1:D:865:ALA:HB1	1:D:872:SER:HG	1.71	0.54
1:D:1224:ILE:HG12	1:D:1227:THR:O	2.07	0.54
2:E:96:HIS:C	2:E:98:GLY:H	2.11	0.54
2:E:99:PHE:CD1	2:E:107:ARG:NH2	2.76	0.54
2:E:115:TRP:CZ3	2:E:210:GLN:HA	2.40	0.54
2:E:189:ALA:HB3	2:E:240:VAL:HG21	1.89	0.54
2:E:419:GLU:CA	2:F:203:ARG:HH22	2.20	0.54
2:F:447:THR:CG2	2:F:448:LEU:HG	2.35	0.54
1:A:136:ASP:HA	1:A:139:PHE:HB2	1.88	0.54
1:A:196:VAL:HG13	1:A:269:HIS:HD2	1.67	0.54
1:A:556:THR:HG22	2:C:467:HIS:CD2	2.43	0.54
1:A:563:PRO:C	1:A:564:GLN:NE2	2.60	0.54
1:A:733:HIS:C	1:A:735:GLY:N	2.60	0.54
1:A:1046:GLU:OE1	1:A:1049:TRP:CG	2.60	0.54
2:B:116:THR:HA	2:B:120:VAL:CB	2.38	0.54
2:B:200:VAL:O	2:B:202:LYS:N	2.41	0.54
2:B:267:ALA:HB1	2:B:270:PRO:HD2	1.89	0.54
2:C:305:ASN:HA	2:C:335:VAL:CG1	2.38	0.54
2:C:371:VAL:HG23	2:C:433:ASP:CB	2.37	0.54
2:C:444:THR:O	2:C:445:GLU:C	2.47	0.54
2:C:466:MET:CE	2:C:471:LEU:HB3	2.38	0.54
1:D:385:ILE:O	1:D:388:ASN:HB2	2.08	0.54
1:D:543:VAL:O	1:D:547:ALA:CB	2.56	0.54
1:D:603:MET:O	1:D:605:LEU:HG	2.07	0.54
1:D:845:VAL:H	1:D:855:VAL:HB	1.73	0.54
1:D:853:ARG:NH1	1:D:1102:GLN:HA	2.23	0.54
1:D:1113:LEU:N	1:D:1113:LEU:CD2	2.71	0.54
1:D:1129:PHE:CE2	1:D:1139:TYR:CE2	2.96	0.54
1:D:1134:HIS:O	1:D:1134:HIS:CD2	2.60	0.54
2:E:75:ARG:O	2:E:76:ARG:HB2	2.08	0.54
2:E:353:SER:HG	2:E:372:LEU:HD11	1.73	0.54
2:F:74:GLN:HE21	2:F:75:ARG:HH21	1.56	0.54
2:F:241:TRP:CG	2:F:336:LEU:HD12	2.41	0.54
2:F:311:LEU:CA	2:F:314:MET:HB2	2.38	0.54
2:F:344:ARG:HA	2:F:347:LEU:CB	2.36	0.54
1:A:244:LEU:O	1:A:247:LEU:CD2	2.56	0.53
1:A:301:ILE:CD1	1:A:414:PHE:CB	2.86	0.53

Continued on next page...

Continued from previous page...

Atom-1	Atom-2	Interatomic distance (Å)	Clash overlap (Å)
1:A:316:LYS:HD3	1:A:350:ILE:HG12	1.89	0.53
1:A:450:GLY:O	1:A:454:GLU:HG3	2.09	0.53
1:A:498:LYS:CE	1:A:518:ALA:H	2.09	0.53
1:A:513:LEU:O	1:A:568:GLY:CA	2.56	0.53
1:A:549:LEU:O	1:A:553:LYS:HG3	2.08	0.53
1:A:582:ASP:OD1	1:A:592:LEU:HD22	2.08	0.53
1:A:783:PRO:CG	2:C:363:ARG:CZ	2.84	0.53
1:A:827:ARG:HG2	1:A:827:ARG:NH1	2.19	0.53
1:A:1169:GLY:O	1:A:1170:LEU:CB	2.53	0.53
2:B:78:PHE:CE1	2:B:103:GLY:HA2	2.38	0.53
2:B:182:ARG:HG2	2:B:214:CYS:HA	1.90	0.53
2:B:206:TYR:HA	2:B:241:TRP:CZ3	2.43	0.53
2:B:284:ARG:NE	2:B:284:ARG:HA	2.22	0.53
2:C:253:ASP:HA	2:C:256:LEU:HD23	1.90	0.53
2:C:375:HIS:HB3	2:C:378:LEU:CD1	2.35	0.53
2:C:416:GLY:HA2	2:C:419:GLU:CB	2.37	0.53
2:C:446:THR:CB	2:C:450:ASN:OD1	2.51	0.53
1:D:189:ILE:HD13	1:D:258:GLN:HB3	1.91	0.53
1:D:211:LEU:O	1:D:212:ALA:HB2	2.08	0.53
1:D:269:HIS:HB2	1:D:274:ASP:OD1	2.08	0.53
1:D:279:ARG:HH21	1:D:844:VAL:HG22	1.72	0.53
1:D:441:TRP:CZ3	1:D:1210:TYR:CE1	2.96	0.53
1:D:472:GLN:O	1:D:473:LEU:C	2.47	0.53
1:D:495:PHE:O	1:D:496:LYS:CD	2.48	0.53
1:D:642:SER:C	1:D:645:VAL:HB	2.29	0.53
1:D:885:THR:HG22	1:D:1186:ASP:C	2.28	0.53
1:D:1189:LEU:N	1:D:1189:LEU:CD2	2.68	0.53
1:D:1204:THR:C	1:D:1207:GLU:HB3	2.29	0.53
2:E:123:GLU:C	2:E:125:VAL:N	2.59	0.53
2:E:260:LEU:CD1	2:E:264:ARG:HD2	2.38	0.53
2:E:441:VAL:CG1	2:E:442:LEU:N	2.71	0.53
2:F:80:SER:OG	2:F:99:PHE:O	2.25	0.53
2:F:208:LEU:HD12	2:F:208:LEU:C	2.28	0.53
2:F:371:VAL:HG23	2:F:433:ASP:CB	2.38	0.53
2:F:454:HIS:NE2	2:F:472:LYS:CD	2.70	0.53
1:A:172:ALA:O	1:A:173:GLU:HB2	2.07	0.53
1:A:313:ILE:HD12	1:A:314:ALA:N	2.23	0.53
1:A:371:LYS:HZ1	1:A:400:VAL:CG2	2.21	0.53
1:A:899:ALA:O	1:A:1002:GLU:OE1	2.27	0.53
1:A:1115:ALA:O	1:A:1118:TRP:HB3	2.08	0.53
2:B:202:LYS:O	2:B:325:ARG:NE	2.41	0.53

Continued on next page...

Continued from previous page...

Atom-1	Atom-2	Interatomic distance (Å)	Clash overlap (Å)
2:C:291:TYR:HH	2:C:355:GLN:HG3	1.69	0.53
2:C:364:LYS:H	2:C:364:LYS:CD	2.08	0.53
2:C:426:GLU:O	2:C:429:TYR:HB2	2.08	0.53
2:C:451:GLY:O	2:C:452:LEU:HG	2.09	0.53
1:D:456:GLN:O	1:D:460:LYS:NZ	2.41	0.53
1:D:571:GLY:O	1:D:572:TRP:HB2	2.08	0.53
1:D:731:SER:O	1:D:732:TYR:HB2	2.09	0.53
1:D:1116:MET:HE2	1:D:1156:THR:OG1	2.08	0.53
1:D:1131:ILE:HD11	1:D:1138:ARG:C	2.28	0.53
2:E:127:PRO:HG2	2:F:101:PRO:HA	1.91	0.53
2:E:418:LEU:HD11	2:F:122:ARG:CG	2.38	0.53
2:E:483:LYS:HB2	2:E:483:LYS:NZ	2.23	0.53
2:F:350:LEU:N	2:F:350:LEU:CD1	2.56	0.53
2:F:371:VAL:HG23	2:F:433:ASP:O	2.08	0.53
2:F:454:HIS:CG	2:F:466:MET:HB2	2.40	0.53
1:A:312:TRP:HZ2	1:A:346:ASP:C	2.12	0.53
1:A:347:TRP:HD1	1:A:1030:ARG:HG2	1.73	0.53
1:A:400:VAL:HG13	1:A:404:HIS:NE2	2.22	0.53
1:A:420:HIS:O	1:A:424:LEU:CG	2.56	0.53
1:A:435:LEU:HD12	1:A:842:PRO:CD	2.39	0.53
1:A:627:ARG:O	1:A:628:ARG:CB	2.56	0.53
1:A:644:GLY:O	1:A:645:VAL:HB	2.07	0.53
1:A:814:VAL:O	1:A:838:GLY:HA3	2.08	0.53
1:A:885:THR:HB	1:A:1146:ARG:NH2	2.22	0.53
1:A:1019:TRP:O	1:A:1020:ILE:CB	2.56	0.53
2:C:250:GLN:OE1	2:C:257:ARG:NH2	2.29	0.53
2:C:343:ASP:O	2:C:346:MET:HB3	2.09	0.53
1:D:210:THR:O	1:D:211:LEU:CB	2.54	0.53
1:D:279:ARG:HA	1:D:841:LEU:HD12	1.91	0.53
1:D:312:TRP:CE3	1:D:316:LYS:CD	2.92	0.53
1:D:405:GLU:O	1:D:406:VAL:C	2.47	0.53
1:D:421:PRO:HG2	1:D:422:VAL:N	2.23	0.53
1:D:457:ARG:CB	1:D:457:ARG:NH1	2.71	0.53
1:D:491:ASP:O	1:D:492:LEU:C	2.45	0.53
1:D:603:MET:O	1:D:604:ALA:C	2.46	0.53
1:D:732:TYR:CB	1:D:755:LYS:NZ	2.71	0.53
1:D:776:ASP:CG	1:D:777:GLY:N	2.61	0.53
1:D:932:HIS:ND1	1:D:933:SER:N	2.56	0.53
2:E:379:ALA:N	2:E:380:PRO:CD	2.72	0.53
2:F:127:PRO:HD3	2:F:210:GLN:HB2	1.82	0.53
2:F:199:LEU:HD12	2:F:200:VAL:H	1.73	0.53

Continued on next page...

Continued from previous page...

Atom-1	Atom-2	Interatomic distance (Å)	Clash overlap (Å)
2:F:286:GLY:HA3	2:F:303:LEU:O	2.08	0.53
2:F:306:LEU:O	2:F:306:LEU:CG	2.50	0.53
2:F:372:LEU:CD1	2:F:374:LEU:HG	2.38	0.53
2:F:416:GLY:HA2	2:F:419:GLU:HB3	1.91	0.53
1:A:87:ILE:HG12	1:A:1166:TYR:CE2	2.43	0.53
1:A:316:LYS:HB2	1:A:348:LEU:CD1	2.39	0.53
1:A:408:GLN:HG3	1:A:411:LEU:HD21	1.90	0.53
1:A:441:TRP:HE1	1:A:877:MET:HB3	1.72	0.53
1:A:528:GLU:O	1:A:529:ASP:OD2	2.27	0.53
1:A:606:THR:CB	1:A:613:HIS:N	2.72	0.53
1:A:828:HIS:N	1:A:829:PRO:CD	2.72	0.53
1:A:857:PRO:O	1:A:861:THR:OG1	2.20	0.53
1:A:920:THR:OG1	1:A:921:LEU:HD12	2.08	0.53
2:B:133:HIS:NE2	2:C:231:ILE:HG21	2.20	0.53
2:B:348:ALA:O	2:B:351:TYR:N	2.36	0.53
2:B:412:SER:C	2:B:413:VAL:CG2	2.77	0.53
2:C:84:GLN:C	2:C:86:LEU:H	2.11	0.53
2:C:246:ARG:O	2:C:247:THR:C	2.45	0.53
2:C:266:PHE:HD1	2:C:378:LEU:CD1	2.21	0.53
2:C:274:SER:OG	2:C:275:SER:N	2.41	0.53
1:D:116:PRO:O	1:D:118:VAL:HG12	2.08	0.53
1:D:136:ASP:OD1	1:D:140:ARG:NE	2.41	0.53
1:D:278:ILE:HD13	1:D:282:TYR:CZ	2.43	0.53
1:D:298:HIS:NE2	1:D:407:PHE:HB2	2.24	0.53
1:D:434:TYR:C	1:D:1130:CYS:HB3	2.29	0.53
1:D:744:ILE:CG1	1:D:745:PRO:HD3	2.37	0.53
1:D:786:ALA:O	1:D:787:SER:CB	2.55	0.53
1:D:849:THR:HG21	1:D:851:THR:HB	1.89	0.53
1:D:932:HIS:O	1:D:935:THR:CG2	2.46	0.53
1:D:1016:GLU:HG3	1:D:1022:LEU:CD2	2.39	0.53
2:E:109:ASN:HD22	2:E:378:LEU:HB3	1.73	0.53
2:F:78:PHE:CD1	2:F:102:LEU:CD2	2.90	0.53
2:F:347:LEU:CD1	2:F:347:LEU:H	2.21	0.53
1:A:207:THR:HG21	1:A:812:MET:CB	2.38	0.53
1:A:247:LEU:HG	1:A:248:GLU:N	2.12	0.53
1:A:297:MET:CE	1:A:415:LEU:HD21	2.39	0.53
1:A:411:LEU:HD12	1:A:411:LEU:C	2.28	0.53
1:A:743:ASP:HB2	1:A:744:ILE:HD13	1.91	0.53
1:A:831:TYR:HB2	1:A:837:TYR:OH	2.09	0.53
1:A:849:THR:HB	1:A:852:ARG:H	1.73	0.53
1:A:1019:TRP:O	1:A:1020:ILE:CG2	2.56	0.53

Continued on next page...

Continued from previous page...

Atom-1	Atom-2	Interatomic distance (Å)	Clash overlap (Å)
1:A:1124:ALA:CA	1:A:1148:ARG:HH12	2.21	0.53
2:C:134:LYS:CB	2:C:180:LYS:HE2	2.38	0.53
2:C:272:ASN:CA	2:C:292:ASN:ND2	2.72	0.53
2:C:376:PRO:HG3	2:C:482:ALA:CB	2.31	0.53
2:C:403:PHE:CD1	2:C:415:PRO:HG3	2.43	0.53
1:D:104:VAL:HG12	1:D:105:GLU:N	2.24	0.53
1:D:308:GLN:HE22	1:D:1027:LYS:NZ	2.06	0.53
1:D:441:TRP:CD1	1:D:878:VAL:O	2.61	0.53
1:D:472:GLN:CD	2:F:460:THR:O	2.47	0.53
1:D:576:LEU:HD22	2:F:481:SER:HB2	1.89	0.53
1:D:850:ILE:HG12	1:D:851:THR:H	1.73	0.53
1:D:938:THR:C	1:D:939:VAL:HG23	2.29	0.53
2:E:299:LEU:HD23	2:E:300:ILE:N	2.24	0.53
2:E:389:ARG:HE	2:E:390:GLY:H	1.48	0.53
2:E:400:GLN:CA	2:E:403:PHE:HB3	2.38	0.53
2:F:86:LEU:O	2:F:87:SER:O	2.26	0.53
1:A:286:GLY:O	1:A:287:SER:CB	2.56	0.53
1:A:355:SER:O	1:A:407:PHE:HZ	1.92	0.53
1:A:513:LEU:O	1:A:568:GLY:HA3	2.09	0.53
1:A:659:HIS:ND1	1:A:716:PRO:CA	2.71	0.53
1:A:843:GLN:O	1:A:856:GLU:HG2	2.08	0.53
1:A:1019:TRP:CH2	1:A:1163:MET:HG2	2.43	0.53
1:A:1208:ARG:O	2:C:253:ASP:OD2	2.26	0.53
2:B:67:GLU:CG	2:B:69:LEU:HG	2.39	0.53
2:B:235:THR:OG1	2:B:343:ASP:N	2.41	0.53
2:B:451:GLY:O	2:B:468:ILE:HG22	2.09	0.53
1:D:145:LYS:HB3	1:D:1118:TRP:HH2	1.73	0.53
1:D:430:MET:HE1	1:D:1132:SER:HB3	1.91	0.53
1:D:438:ASN:N	1:D:441:TRP:HD1	2.00	0.53
1:D:449:GLN:CA	1:D:452:TYR:HE2	2.13	0.53
1:D:588:GLY:HA3	1:D:806:LYS:HE3	1.90	0.53
1:D:1029:GLN:CD	1:D:1030:ARG:HH21	2.09	0.53
1:D:1143:GLU:O	1:D:1146:ARG:CG	2.54	0.53
2:E:101:PRO:HG3	2:F:128:VAL:HG21	1.90	0.53
2:E:132:HIS:HB2	2:F:233:GLU:OE1	2.08	0.53
2:E:332:VAL:N	2:E:333:PRO:HD3	2.23	0.53
2:F:399:CYS:SG	2:F:417:TYR:CD2	3.00	0.53
2:F:440:THR:O	2:F:457:SER:CB	2.54	0.53
1:A:202:CYS:SG	1:A:210:THR:CG2	2.94	0.53
1:A:371:LYS:CG	1:A:372:GLU:HG2	2.39	0.53
1:A:594:LEU:N	1:A:594:LEU:CD2	2.72	0.53

Continued on next page...

Continued from previous page...

Atom-1	Atom-2	Interatomic distance (Å)	Clash overlap (Å)
1:A:606:THR:HG21	1:A:613:HIS:H	1.69	0.53
1:A:646:VAL:HG13	1:A:646:VAL:O	2.09	0.53
1:A:950:ASN:O	1:A:953:ARG:N	2.41	0.53
1:A:1100:VAL:HG12	1:A:1101:VAL:N	2.24	0.53
1:A:1115:ALA:O	1:A:1119:LEU:HG	2.08	0.53
1:A:1198:LYS:CG	1:A:1204:THR:CG2	2.80	0.53
2:B:189:ALA:HB1	2:B:208:LEU:HD21	1.91	0.53
2:B:217:PRO:HB3	2:B:232:GLY:H	1.74	0.53
2:C:72:ILE:HG23	2:C:76:ARG:HD2	1.91	0.53
2:C:82:SER:O	2:C:83:LYS:HG3	2.09	0.53
2:C:114:TRP:NE1	2:C:259:ARG:CZ	2.70	0.53
2:C:208:LEU:HD12	2:C:208:LEU:N	2.24	0.53
1:D:249:VAL:HG22	1:D:250:PRO:N	2.24	0.53
1:D:267:VAL:C	1:D:269:HIS:NE2	2.62	0.53
1:D:287:SER:C	1:D:288:ARG:NE	2.62	0.53
1:D:357:ALA:C	1:D:359:VAL:H	2.12	0.53
1:D:549:LEU:O	1:D:553:LYS:HG3	2.08	0.53
1:D:656:TYR:C	1:D:659:HIS:CE1	2.81	0.53
1:D:808:ILE:O	1:D:811:GLN:HB3	2.08	0.53
1:D:973:LEU:O	1:D:977:GLU:HG3	2.09	0.53
1:D:1014:ARG:HG2	1:D:1026:ARG:NE	2.18	0.53
1:D:1019:TRP:CD1	1:D:1020:ILE:N	2.76	0.53
2:E:351:TYR:C	2:E:353:SER:N	2.59	0.53
2:E:400:GLN:O	2:E:402:LEU:N	2.42	0.53
2:F:131:LEU:CG	2:F:133:HIS:CE1	2.82	0.53
1:A:211:LEU:HD11	1:A:221:TYR:HB3	1.89	0.53
1:A:254:SER:O	1:A:255:SER:HB2	2.08	0.53
1:A:451:THR:OG1	1:A:1202:ASN:OD1	2.27	0.53
1:A:853:ARG:O	1:A:854:ALA:HB2	2.09	0.53
1:A:914:THR:O	1:A:915:ALA:HB2	2.09	0.53
2:B:190:LEU:HB3	2:B:315:TYR:OH	2.08	0.53
2:C:285:LYS:NZ	2:C:285:LYS:CB	2.71	0.53
1:D:152:GLU:HA	1:D:155:ASN:HD22	1.74	0.53
1:D:255:SER:OG	1:D:257:THR:N	2.41	0.53
1:D:369:LEU:CB	1:D:372:GLU:HB2	2.39	0.53
1:D:472:GLN:O	1:D:474:LEU:O	2.27	0.53
1:D:493:GLN:O	1:D:494:GLU:CG	2.53	0.53
1:D:666:GLN:HG2	1:D:669:MET:HE2	1.91	0.53
1:D:776:ASP:CA	1:D:796:LYS:HZ3	2.22	0.53
1:D:910:MET:HE1	1:D:911:HIS:CE1	2.43	0.53
1:D:967:MET:SD	1:D:975:GLN:N	2.82	0.53

Continued on next page...

Continued from previous page...

Atom-1	Atom-2	Interatomic distance (Å)	Clash overlap (Å)
1:D:993:ARG:NE	1:D:994:TRP:HB2	2.24	0.53
1:D:1196:ASP:HB2	1:D:1204:THR:HG22	1.91	0.53
2:E:96:HIS:O	2:E:96:HIS:HD2	1.92	0.53
2:E:116:THR:O	2:E:118:VAL:N	2.41	0.53
2:E:311:LEU:O	2:E:315:TYR:N	2.42	0.53
2:E:424:SER:OG	2:E:425:LEU:N	2.42	0.53
2:F:61:GLY:C	2:F:64:GLU:HG2	2.29	0.53
2:F:206:TYR:CE1	2:F:208:LEU:HD23	2.43	0.53
2:F:241:TRP:CE3	2:F:336:LEU:HD12	2.44	0.53
2:F:243:THR:HB	2:F:247:THR:OG1	2.08	0.53
2:F:348:ALA:O	2:F:351:TYR:HB2	2.07	0.53
2:F:348:ALA:O	2:F:351:TYR:CB	2.56	0.53
2:F:403:PHE:CD1	2:F:415:PRO:HG3	2.44	0.53
2:F:442:LEU:HB2	2:F:455:LEU:HD22	1.91	0.53
2:F:484:ASN:C	2:F:485:VAL:CG1	2.77	0.53
1:A:213:VAL:CG1	1:A:397:ALA:CB	2.84	0.53
1:A:653:GLU:CA	1:A:656:TYR:CZ	2.88	0.53
1:A:658:LYS:CB	1:A:713:PRO:O	2.57	0.53
1:A:659:HIS:CE1	1:A:663:GLN:CD	2.82	0.53
1:A:812:MET:CG	1:A:813:VAL:H	2.21	0.53
1:A:1011:PRO:CD	1:A:1012:VAL:N	2.65	0.53
1:A:1143:GLU:O	1:A:1146:ARG:CB	2.57	0.53
2:B:69:LEU:CD1	2:B:73:CYS:SG	2.97	0.53
2:B:74:GLN:HB2	2:B:77:HIS:CD2	2.43	0.53
2:B:76:ARG:HH21	2:B:431:LYS:HG3	1.73	0.53
2:B:301:GLU:HG2	2:B:303:LEU:CD1	2.39	0.53
2:C:131:LEU:HB3	2:C:133:HIS:CG	2.44	0.53
2:C:387:VAL:HG13	2:C:399:CYS:HB2	1.90	0.53
2:C:414:TRP:O	2:C:414:TRP:CD1	2.62	0.53
1:D:195:LEU:O	1:D:267:VAL:HG12	2.09	0.53
1:D:293:ASP:OD2	1:D:293:ASP:C	2.46	0.53
1:D:305:SER:OG	1:D:1099:TRP:NE1	2.42	0.53
1:D:312:TRP:HE3	1:D:316:LYS:CD	2.22	0.53
1:D:567:PRO:O	1:D:568:GLY:C	2.45	0.53
1:D:604:ALA:HA	1:D:613:HIS:NE2	2.20	0.53
1:D:618:HIS:HA	1:D:762:VAL:HG22	1.91	0.53
1:D:620:TRP:CZ2	1:D:751:LYS:HD3	2.44	0.53
1:D:1174:PRO:HB2	1:D:1177:VAL:CG2	2.39	0.53
1:D:1195:MET:O	1:D:1196:ASP:CG	2.48	0.53
1:D:1232:GLU:CB	1:D:1234:ARG:HB2	2.39	0.53
2:E:91:LEU:C	2:E:93:SER:H	2.12	0.53

Continued on next page...

Continued from previous page...

Atom-1	Atom-2	Interatomic distance (Å)	Clash overlap (Å)
2:E:106:LEU:C	2:E:109:ASN:OD1	2.47	0.53
2:E:247:THR:HB	2:E:251:TRP:CD1	2.42	0.53
2:F:243:THR:CG2	2:F:247:THR:OG1	2.57	0.53
2:F:456:ARG:NE	2:F:456:ARG:N	2.56	0.53
1:A:107:LEU:O	1:A:111:GLY:N	2.41	0.53
1:A:129:PRO:O	1:A:130:LEU:HD12	2.09	0.53
1:A:213:VAL:C	1:A:401:TRP:CZ2	2.74	0.53
1:A:235:TRP:CD1	1:A:236:THR:OG1	2.62	0.53
1:A:354:ASN:O	1:A:355:SER:HB2	2.08	0.53
1:A:389:PHE:O	1:A:390:GLN:C	2.47	0.53
1:A:545:ALA:HB1	2:C:400:GLN:OE1	2.09	0.53
1:A:815:TRP:HE3	1:A:838:GLY:N	2.07	0.53
1:A:821:LEU:HD13	1:A:825:VAL:CG1	2.39	0.53
1:A:887:VAL:HA	1:A:1146:ARG:HH12	1.74	0.53
1:A:949:PHE:O	1:A:953:ARG:N	2.42	0.53
1:A:992:LEU:CD1	1:A:993:ARG:N	2.66	0.53
1:A:1131:ILE:HG12	1:A:1132:SER:N	2.24	0.53
1:A:1164:PHE:HB3	1:A:1168:LEU:HD12	1.91	0.53
1:A:1183:VAL:C	1:A:1217:ALA:HB1	2.29	0.53
2:B:69:LEU:HA	2:B:72:ILE:CD1	2.39	0.53
2:B:72:ILE:HD12	2:B:372:LEU:HD21	1.90	0.53
2:B:105:GLU:HB3	2:B:380:PRO:CB	2.33	0.53
2:C:273:PHE:CE1	2:C:291:TYR:CD1	2.92	0.53
2:C:359:ASN:O	2:C:360:SER:HB2	2.07	0.53
1:D:172:ALA:O	1:D:173:GLU:HB2	2.09	0.53
1:D:243:ASP:O	1:D:246:PRO:HD2	2.08	0.53
1:D:271:VAL:N	1:D:274:ASP:OD2	2.42	0.53
1:D:349:ASP:O	1:D:350:ILE:C	2.47	0.53
1:D:472:GLN:HB3	2:F:461:THR:HG23	1.90	0.53
1:D:491:ASP:OD2	1:D:578:PRO:CB	2.56	0.53
1:D:608:ASP:N	1:D:620:TRP:CZ3	2.77	0.53
1:D:649:TYR:C	1:D:652:ILE:HB	2.28	0.53
1:D:711:ALA:C	1:D:713:PRO:CD	2.77	0.53
1:D:827:ARG:HD3	1:D:828:HIS:CA	2.38	0.53
1:D:890:ASP:C	1:D:891:VAL:HG12	2.23	0.53
1:D:920:THR:HG21	1:D:922:GLN:OE1	2.10	0.53
1:D:1138:ARG:HH22	1:D:1191:LYS:HE3	1.73	0.53
2:E:389:ARG:CA	2:E:395:LEU:HG	2.39	0.53
2:F:88:ARG:NH1	2:F:88:ARG:CB	2.72	0.53
2:F:127:PRO:CD	2:F:209:ALA:C	2.71	0.53
2:F:207:GLY:HA2	2:F:240:VAL:O	2.08	0.53

Continued on next page...

Continued from previous page...

Atom-1	Atom-2	Interatomic distance (Å)	Clash overlap (Å)
2:F:360:SER:HA	2:F:363:ARG:HG3	1.91	0.53
1:A:80:SER:OG	1:A:125:LEU:CD1	2.56	0.52
1:A:175:TRP:HB3	1:A:184:ALA:HA	1.90	0.52
1:A:308:GLN:HB3	1:A:1090:GLU:CG	2.38	0.52
1:A:353:VAL:HG22	1:A:354:ASN:N	2.23	0.52
1:A:424:LEU:HD23	1:A:424:LEU:H	1.69	0.52
1:A:515:ILE:CG2	1:A:516:GLU:H	2.08	0.52
1:A:633:LYS:O	1:A:634:LEU:HD13	2.10	0.52
1:A:645:VAL:HG12	1:A:646:VAL:N	2.22	0.52
1:A:657:ARG:C	1:A:660:CYS:HB3	2.27	0.52
1:A:659:HIS:CE1	1:A:716:PRO:C	2.82	0.52
1:A:662:GLU:O	1:A:666:GLN:HB2	2.08	0.52
1:A:770:PHE:O	1:A:773:LYS:HB2	2.09	0.52
1:A:829:PRO:O	1:A:830:ASP:CB	2.56	0.52
1:A:938:THR:C	1:A:939:VAL:HG23	2.28	0.52
1:A:1026:ARG:O	1:A:1030:ARG:CA	2.57	0.52
1:A:1133:ILE:O	1:A:1136:GLU:N	2.37	0.52
1:A:1157:ASN:HA	1:A:1160:THR:OG1	2.08	0.52
1:A:1206:MET:O	1:A:1207:GLU:HB2	2.09	0.52
1:A:1206:MET:H	1:A:1209:ARG:HB2	1.72	0.52
2:B:123:GLU:OE2	2:B:126:PHE:CE2	2.62	0.52
2:C:415:PRO:CB	2:C:417:TYR:CE2	2.90	0.52
1:D:224:CYS:SG	1:D:228:LEU:HD22	2.48	0.52
1:D:275:ARG:HH11	1:D:843:GLN:HE21	1.48	0.52
1:D:279:ARG:NH2	1:D:433:SER:HB3	2.25	0.52
1:D:404:HIS:O	1:D:408:GLN:HB2	2.09	0.52
1:D:795:ASN:HA	1:D:798:ILE:HG12	1.91	0.52
1:D:836:LEU:O	1:D:837:TYR:HD2	1.93	0.52
1:D:944:GLU:CG	1:D:1071:ARG:NH1	2.71	0.52
2:E:115:TRP:CH2	2:E:127:PRO:HB3	2.44	0.52
2:E:123:GLU:C	2:E:125:VAL:H	2.11	0.52
2:E:431:LYS:CG	2:E:432:TYR:N	2.72	0.52
2:E:445:GLU:CD	2:E:446:THR:N	2.62	0.52
2:F:127:PRO:O	2:F:192:HIS:CD2	2.62	0.52
2:F:196:CYS:HB3	2:F:206:TYR:OH	2.09	0.52
2:F:454:HIS:CD2	2:F:468:ILE:CA	2.83	0.52
1:A:203:LEU:HD12	1:A:380:GLY:CA	2.39	0.52
1:A:308:GLN:HB3	1:A:1090:GLU:CA	2.37	0.52
1:A:813:VAL:HG11	1:A:815:TRP:CH2	2.44	0.52
1:A:893:SER:OG	1:A:896:LEU:HB2	2.09	0.52
1:A:1072:THR:N	1:A:1073:PRO:CD	2.72	0.52

Continued on next page...

Continued from previous page...

Atom-1	Atom-2	Interatomic distance (Å)	Clash overlap (Å)
1:A:1109:LEU:HD11	1:A:1137:VAL:HG21	1.91	0.52
1:A:1193:VAL:CG2	1:A:1194:THR:H	2.21	0.52
2:B:180:LYS:HG3	2:B:181:LEU:H	1.73	0.52
2:B:288:LYS:C	2:B:289:LEU:HD22	2.29	0.52
2:B:379:ALA:O	2:B:380:PRO:C	2.46	0.52
2:C:190:LEU:O	2:C:193:TYR:CB	2.51	0.52
1:D:100:VAL:O	1:D:103:SER:OG	2.23	0.52
1:D:206:GLY:CA	1:D:245:ILE:CG2	2.84	0.52
1:D:598:VAL:O	1:D:601:LYS:HD3	2.09	0.52
1:D:601:LYS:NZ	1:D:616:GLU:OE2	2.39	0.52
1:D:630:ASN:HD22	1:D:630:ASN:C	2.13	0.52
1:D:632:ALA:CB	1:D:657:ARG:CD	2.87	0.52
1:D:732:TYR:CE1	1:D:755:LYS:HG3	2.44	0.52
1:D:823:ARG:O	1:D:827:ARG:HB3	2.10	0.52
1:D:851:THR:HG21	1:D:853:ARG:HD3	1.89	0.52
2:E:78:PHE:CE1	2:E:350:LEU:HD12	2.44	0.52
2:E:94:GLY:O	2:E:96:HIS:NE2	2.41	0.52
2:F:81:GLY:O	2:F:86:LEU:HD21	2.09	0.52
2:F:129:ASP:OD1	2:F:131:LEU:CD1	2.57	0.52
2:F:196:CYS:CB	2:F:206:TYR:OH	2.56	0.52
2:F:336:LEU:HD23	2:F:337:SER:CA	2.38	0.52
2:F:352:ASP:OD1	2:F:352:ASP:C	2.48	0.52
2:F:372:LEU:HD12	2:F:373:LYS:N	2.25	0.52
1:A:133:ASP:O	1:A:137:GLN:HB3	2.10	0.52
1:A:179:GLY:C	1:A:181:GLU:N	2.60	0.52
1:A:192:GLU:HB2	1:A:217:PRO:HD2	1.91	0.52
1:A:202:CYS:C	1:A:204:ALA:H	2.09	0.52
1:A:463:LEU:O	1:A:464:MET:C	2.47	0.52
1:A:652:ILE:HA	1:A:655:LEU:HG	1.88	0.52
1:A:787:SER:O	1:A:790:ARG:HB2	2.09	0.52
1:A:850:ILE:HG12	1:A:1099:TRP:HE1	1.72	0.52
1:A:1004:LEU:O	1:A:1008:LEU:HB3	2.09	0.52
1:A:1037:GLN:O	1:A:1039:LYS:N	2.42	0.52
2:B:303:LEU:HA	2:B:337:SER:O	2.10	0.52
2:C:82:SER:O	2:C:83:LYS:CG	2.57	0.52
2:C:258:HIS:CA	2:C:261:GLN:OE1	2.56	0.52
1:D:79:LEU:HB3	1:D:83:LEU:CD1	2.40	0.52
1:D:128:PRO:HA	1:D:130:LEU:CG	2.37	0.52
1:D:134:ASN:O	1:D:137:GLN:N	2.42	0.52
1:D:195:LEU:H	1:D:265:LEU:CD1	2.22	0.52
1:D:247:LEU:HA	1:D:815:TRP:HD1	1.71	0.52

Continued on next page...

Continued from previous page...

Atom-1	Atom-2	Interatomic distance (Å)	Clash overlap (Å)
1:D:271:VAL:HG22	1:D:295:MET:HG3	1.92	0.52
1:D:312:TRP:CB	1:D:316:LYS:HD3	2.40	0.52
1:D:370:GLU:HB2	1:D:399:ASP:OD2	2.09	0.52
1:D:735:GLY:HA3	1:D:749:PHE:CG	2.44	0.52
1:D:757:GLY:O	1:D:758:ASN:CB	2.57	0.52
1:D:801:TRP:CE3	1:D:870:VAL:HG12	2.42	0.52
1:D:1014:ARG:HG2	1:D:1026:ARG:CG	2.39	0.52
1:D:1133:ILE:CB	1:D:1136:GLU:HB2	2.12	0.52
1:D:1135:ASP:O	1:D:1136:GLU:CD	2.48	0.52
2:E:104:VAL:HG21	2:F:128:VAL:O	2.09	0.52
2:E:188:GLY:O	2:E:191:GLU:CG	2.54	0.52
2:E:248:SER:O	2:E:251:TRP:N	2.42	0.52
2:E:331:VAL:HG22	2:E:333:PRO:CD	2.28	0.52
2:E:349:TYR:O	2:E:374:LEU:HD21	2.09	0.52
2:E:373:LYS:HG2	2:E:374:LEU:N	2.24	0.52
2:F:80:SER:H	2:F:99:PHE:CA	2.22	0.52
2:F:114:TRP:HB2	2:F:262:TRP:CH2	2.43	0.52
2:F:433:ASP:C	2:F:435:MET:N	2.61	0.52
2:F:442:LEU:O	2:F:455:LEU:HD11	2.10	0.52
1:A:302:SER:O	1:A:351:SER:HB2	2.09	0.52
1:A:440:ASN:O	1:A:441:TRP:C	2.47	0.52
1:A:455:LEU:HD12	1:A:798:ILE:CG2	2.39	0.52
1:A:491:ASP:OD1	1:A:491:ASP:N	2.41	0.52
1:A:553:LYS:CD	2:C:468:ILE:CG2	2.87	0.52
1:A:616:GLU:CG	1:A:724:GLY:HA3	2.39	0.52
1:A:624:VAL:O	1:A:624:VAL:HG23	2.09	0.52
1:A:767:ALA:C	1:A:768:LYS:O	2.43	0.52
1:A:949:PHE:HD2	1:A:949:PHE:N	2.07	0.52
1:A:1200:PRO:CB	1:A:1203:PRO:HD2	2.40	0.52
2:C:80:SER:H	2:C:99:PHE:CA	2.23	0.52
2:C:88:ARG:HB2	2:C:88:ARG:HH11	1.74	0.52
2:C:199:LEU:HD12	2:C:200:VAL:H	1.75	0.52
2:C:304:TRP:N	2:C:304:TRP:CD1	2.77	0.52
2:C:342:LEU:CD2	2:C:342:LEU:C	2.78	0.52
1:D:192:GLU:HA	1:D:195:LEU:HD11	1.92	0.52
1:D:239:LEU:CA	1:D:242:ALA:HB3	2.39	0.52
1:D:424:LEU:HA	1:D:427:MET:SD	2.49	0.52
1:D:457:ARG:O	1:D:461:LYS:CD	2.57	0.52
1:D:605:LEU:C	1:D:781:ALA:HA	2.28	0.52
1:D:794:ILE:HA	1:D:797:MET:SD	2.49	0.52
1:D:897:TRP:HH2	1:D:1173:LEU:HB3	1.74	0.52

Continued on next page...

Continued from previous page...

Atom-1	Atom-2	Interatomic distance (Å)	Clash overlap (Å)
1:D:933:SER:C	1:D:935:THR:N	2.62	0.52
1:D:959:GLN:NE2	1:D:983:GLN:HE22	2.08	0.52
1:D:996:ARG:NE	1:D:996:ARG:O	2.34	0.52
1:D:1014:ARG:HG2	1:D:1026:ARG:HG2	1.90	0.52
1:D:1221:TYR:O	1:D:1225:GLU:N	2.34	0.52
2:E:90:SER:O	2:E:94:GLY:N	2.42	0.52
2:E:109:ASN:HB2	2:E:378:LEU:HB3	1.91	0.52
2:E:119:VAL:HG23	2:E:120:VAL:N	2.24	0.52
2:E:254:PHE:CA	2:E:257:ARG:HB3	2.24	0.52
2:E:420:THR:HG23	2:E:421:MET:N	2.17	0.52
1:A:86:GLN:C	1:A:87:ILE:HG13	2.30	0.52
1:A:1131:ILE:CG2	1:A:1138:ARG:H	2.20	0.52
1:A:1164:PHE:CD2	1:A:1168:LEU:HD11	2.43	0.52
2:B:104:VAL:CG2	2:C:128:VAL:HG22	2.39	0.52
2:B:217:PRO:HB2	2:B:231:ILE:CB	2.39	0.52
2:B:312:LEU:O	2:B:315:TYR:C	2.48	0.52
1:D:116:PRO:HA	1:D:921:LEU:CD1	2.35	0.52
1:D:120:LEU:H	1:D:120:LEU:CD2	2.21	0.52
1:D:151:LEU:O	1:D:154:ALA:N	2.41	0.52
1:D:217:PRO:O	1:D:218:SER:CB	2.57	0.52
1:D:223:TRP:HZ3	1:D:250:PRO:HB3	1.74	0.52
1:D:248:GLU:HB3	1:D:249:VAL:CB	2.38	0.52
1:D:427:MET:HB2	1:D:846:THR:HG21	1.91	0.52
1:D:490:TRP:CZ2	1:D:598:VAL:CB	2.84	0.52
1:D:614:TYR:CE2	1:D:751:LYS:NZ	2.70	0.52
1:D:630:ASN:HD22	1:D:631:LEU:N	2.08	0.52
1:D:638:THR:HG23	1:D:641:GLU:OE1	2.09	0.52
1:D:664:GLY:O	1:D:667:GLN:HG3	2.10	0.52
1:D:808:ILE:HG21	1:D:874:LEU:CD2	2.40	0.52
1:D:1174:PRO:HB2	1:D:1177:VAL:HG21	1.91	0.52
1:D:1206:MET:CE	2:F:257:ARG:NH1	2.73	0.52
2:E:201:ASN:OD1	2:F:422:GLN:OE1	2.26	0.52
2:E:290:TYR:HA	2:E:298:GLU:O	2.10	0.52
2:E:371:VAL:HG13	2:E:372:LEU:H	1.74	0.52
2:F:266:PHE:HD1	2:F:378:LEU:CD1	2.22	0.52
1:A:80:SER:OG	1:A:125:LEU:CD2	2.57	0.52
1:A:83:LEU:HD13	1:A:89:GLY:HA3	1.92	0.52
1:A:214:ALA:HB2	1:A:219:ALA:HB3	1.90	0.52
1:A:276:ALA:C	1:A:279:ARG:N	2.62	0.52
1:A:392:LEU:HG	1:A:395:TYR:HB2	1.90	0.52
1:A:414:PHE:O	1:A:417:ARG:HB3	2.09	0.52

Continued on next page...

Continued from previous page...

Atom-1	Atom-2	Interatomic distance (Å)	Clash overlap (Å)
1:A:437:VAL:N	1:A:878:VAL:O	2.42	0.52
1:A:783:PRO:HG2	2:C:363:ARG:NE	2.25	0.52
1:A:995:TYR:O	1:A:996:ARG:HG3	2.10	0.52
1:A:1225:GLU:O	1:A:1228:LYS:HG2	2.10	0.52
2:B:76:ARG:NH2	2:B:431:LYS:HB2	2.24	0.52
2:B:114:TRP:N	2:B:262:TRP:CZ2	2.77	0.52
2:B:311:LEU:HB2	2:B:315:TYR:HD2	1.75	0.52
2:B:342:LEU:O	2:B:344:ARG:N	2.43	0.52
2:C:125:VAL:HG13	2:C:206:TYR:HD1	1.74	0.52
2:C:193:TYR:CD1	2:C:242:PHE:CD2	2.97	0.52
2:C:307:GLY:N	2:C:335:VAL:CG1	2.73	0.52
2:C:398:VAL:O	2:C:402:LEU:N	2.42	0.52
1:D:87:ILE:HD11	1:D:135:LEU:HD13	1.91	0.52
1:D:452:TYR:CD2	1:D:801:TRP:NE1	2.76	0.52
1:D:462:SER:O	1:D:466:LEU:CD2	2.56	0.52
1:D:584:ALA:O	1:D:585:TRP:HE3	1.92	0.52
1:D:597:ARG:CG	1:D:617:ARG:HD2	2.40	0.52
1:D:618:HIS:CB	1:D:725:PRO:HB2	2.39	0.52
1:D:655:LEU:O	1:D:656:TYR:C	2.48	0.52
1:D:722:ARG:HH11	1:D:722:ARG:CG	2.23	0.52
1:D:823:ARG:CZ	1:D:824:ALA:CB	2.88	0.52
1:D:840:ILE:O	1:D:841:LEU:HD23	2.09	0.52
1:D:851:THR:CG2	1:D:851:THR:O	2.57	0.52
1:D:988:ALA:O	1:D:998:SER:OG	2.21	0.52
2:E:120:VAL:HG22	2:F:407:LEU:HG	1.91	0.52
2:F:376:PRO:CG	2:F:482:ALA:HB1	2.39	0.52
2:F:484:ASN:C	2:F:485:VAL:HG13	2.30	0.52
1:A:77:GLN:OE1	1:A:1174:PRO:HB2	2.10	0.52
1:A:157:LEU:HD21	1:A:216:SER:CB	2.40	0.52
1:A:188:ALA:O	1:A:189:ILE:CB	2.56	0.52
1:A:404:HIS:O	1:A:408:GLN:HB2	2.10	0.52
1:A:437:VAL:CG1	1:A:438:ASN:N	2.72	0.52
1:A:734:HIS:HA	1:A:752:LEU:CD1	2.39	0.52
1:A:749:PHE:N	1:A:749:PHE:CD1	2.77	0.52
1:A:795:ASN:HD22	1:A:795:ASN:C	2.13	0.52
1:A:1131:ILE:CG1	1:A:1137:VAL:HA	2.40	0.52
2:B:436:SER:OG	2:B:458:ARG:NH1	2.43	0.52
2:C:107:ARG:HG2	2:C:107:ARG:HH11	1.75	0.52
2:C:246:ARG:HD3	2:C:246:ARG:N	2.24	0.52
2:C:294:PRO:HG3	2:C:355:GLN:HE21	1.74	0.52
2:C:351:TYR:CD1	2:C:355:GLN:HA	2.43	0.52

Continued on next page...

Continued from previous page...

Atom-1	Atom-2	Interatomic distance (Å)	Clash overlap (Å)
2:C:425:LEU:HD11	2:C:429:TYR:CZ	2.45	0.52
1:D:85:GLU:OE2	1:D:130:LEU:HD22	2.08	0.52
1:D:194:ALA:HA	1:D:265:LEU:HB3	1.90	0.52
1:D:279:ARG:HH11	1:D:841:LEU:HB3	1.75	0.52
1:D:281:GLN:HE21	1:D:287:SER:HB2	1.75	0.52
1:D:598:VAL:HG12	1:D:602:LEU:CD1	2.40	0.52
1:D:601:LYS:HG2	1:D:721:ALA:CA	2.40	0.52
1:D:605:LEU:O	1:D:781:ALA:CA	2.50	0.52
1:D:633:LYS:HB3	1:D:638:THR:CG2	2.40	0.52
1:D:775:GLU:CG	1:D:780:GLN:CG	2.86	0.52
1:D:1171:ASN:OD1	1:D:1171:ASN:N	2.41	0.52
1:D:1207:GLU:CA	1:D:1210:TYR:HB3	2.23	0.52
1:D:1208:ARG:NH1	2:F:285:LYS:HE2	2.24	0.52
2:E:354:PHE:CG	2:E:355:GLN:N	2.78	0.52
2:E:425:LEU:CA	2:E:428:LEU:HD11	2.39	0.52
2:E:456:ARG:CG	2:E:457:SER:H	2.23	0.52
2:F:256:LEU:O	2:F:257:ARG:O	2.27	0.52
2:F:369:ARG:HD2	2:F:369:ARG:H	1.75	0.52
2:F:418:LEU:HD11	2:F:421:MET:SD	2.49	0.52
2:F:446:THR:HA	2:F:450:ASN:H	1.73	0.52
1:A:253:ALA:O	1:A:256:PRO:O	2.27	0.52
1:A:308:GLN:CB	1:A:1090:GLU:HG3	2.39	0.52
1:A:732:TYR:CE1	1:A:755:LYS:CB	2.87	0.52
1:A:784:GLY:HA3	2:C:362:THR:O	2.10	0.52
1:A:973:LEU:N	1:A:973:LEU:HD23	2.25	0.52
1:A:1020:ILE:O	1:A:1021:SER:HB2	2.08	0.52
1:A:1066:THR:CB	1:A:1071:ARG:HA	2.40	0.52
2:B:196:CYS:O	2:B:199:LEU:CB	2.57	0.52
2:B:261:GLN:HA	2:B:264:ARG:HG3	1.90	0.52
2:B:311:LEU:HG	2:B:312:LEU:HD13	1.91	0.52
2:B:313:HIS:CD2	2:B:313:HIS:C	2.82	0.52
2:B:318:ASN:O	2:B:321:LYS:HG2	2.10	0.52
2:B:383:VAL:O	2:B:413:VAL:HA	2.10	0.52
2:C:82:SER:O	2:C:83:LYS:HB2	2.10	0.52
2:C:130:ALA:CB	2:C:182:ARG:HH12	2.21	0.52
2:C:196:CYS:HB2	2:C:206:TYR:OH	2.09	0.52
2:C:252:LEU:HD23	2:C:252:LEU:C	2.30	0.52
2:C:466:MET:SD	2:C:471:LEU:CD2	2.89	0.52
1:D:275:ARG:CG	1:D:843:GLN:H	2.23	0.52
1:D:286:GLY:O	1:D:287:SER:OG	2.27	0.52
1:D:299:MET:O	1:D:303:GLY:N	2.36	0.52

Continued on next page...

Continued from previous page...

Atom-1	Atom-2	Interatomic distance (Å)	Clash overlap (Å)
1:D:454:GLU:O	1:D:458:GLU:HG3	2.09	0.52
1:D:491:ASP:N	1:D:491:ASP:OD1	2.43	0.52
1:D:502:LYS:HD2	1:D:506:GLU:CB	2.39	0.52
1:D:597:ARG:CB	1:D:616:GLU:OE1	2.57	0.52
1:D:1163:MET:HE3	1:D:1167:LYS:HG2	1.92	0.52
1:D:1206:MET:HE3	1:D:1210:TYR:HA	1.89	0.52
2:F:416:GLY:C	2:F:419:GLU:HB3	2.29	0.52
1:A:80:SER:HG	1:A:81:ARG:H	1.57	0.52
1:A:293:ASP:HB2	1:A:296:SER:CB	2.40	0.52
1:A:365:TYR:C	1:A:367:GLY:H	2.13	0.52
1:A:509:THR:HG21	1:A:513:LEU:CD2	2.39	0.52
1:A:553:LYS:CD	2:C:468:ILE:HG21	2.39	0.52
1:A:1005:VAL:C	1:A:1006:ARG:HH11	2.13	0.52
1:A:1095:SER:HA	1:A:1099:TRP:CZ3	2.45	0.52
2:B:125:VAL:HG13	2:B:207:GLY:O	2.09	0.52
2:B:249:ASN:O	2:B:252:LEU:CB	2.58	0.52
2:C:146:ARG:HB2	2:C:228:VAL:HG11	1.91	0.52
2:C:322:LEU:HD22	2:C:323:HIS:C	2.30	0.52
2:C:323:HIS:C	2:C:331:VAL:O	2.48	0.52
2:C:327:GLY:O	2:C:328:ARG:CB	2.58	0.52
2:C:395:LEU:O	2:C:397:GLN:O	2.27	0.52
1:D:220:TRP:NE1	1:D:221:TYR:CD2	2.78	0.52
1:D:312:TRP:HB3	1:D:316:LYS:HD3	1.92	0.52
1:D:374:ARG:O	1:D:378:VAL:N	2.43	0.52
1:D:500:ALA:CB	1:D:521:PRO:HD3	2.39	0.52
1:D:546:ARG:CZ	2:F:408:GLU:OE1	2.58	0.52
1:D:656:TYR:HA	1:D:659:HIS:CE1	2.44	0.52
1:D:939:VAL:O	1:D:940:GLY:C	2.47	0.52
1:D:1054:GLU:O	1:D:1058:PHE:N	2.42	0.52
1:D:1207:GLU:C	1:D:1210:TYR:HD2	2.13	0.52
2:E:263:TRP:C	2:E:265:LYS:H	2.13	0.52
2:E:328:ARG:HD2	2:E:328:ARG:H	1.70	0.52
2:E:372:LEU:CG	2:E:373:LYS:N	2.52	0.52
2:E:393:LEU:HA	2:E:396:ARG:CG	2.40	0.52
2:E:450:ASN:HB3	2:E:452:LEU:HD21	1.90	0.52
2:E:465:MET:N	2:E:465:MET:SD	2.83	0.52
2:F:118:VAL:HG12	2:F:119:VAL:N	2.25	0.52
2:F:201:ASN:C	2:F:203:ARG:N	2.58	0.52
2:F:342:LEU:HB2	2:F:344:ARG:HG3	1.87	0.52
2:F:404:ASN:O	2:F:405:GLU:C	2.49	0.52
2:F:406:LEU:HA	2:F:409:ASN:HD22	1.68	0.52

Continued on next page...

Continued from previous page...

Atom-1	Atom-2	Interatomic distance (Å)	Clash overlap (Å)
2:F:414:TRP:O	2:F:414:TRP:CD1	2.63	0.52
1:A:192:GLU:HA	1:A:217:PRO:HG2	1.92	0.52
1:A:213:VAL:HG11	1:A:397:ALA:CB	2.40	0.52
1:A:545:ALA:O	1:A:548:CYS:SG	2.65	0.52
1:A:576:LEU:HD12	1:A:577:CYS:CB	2.37	0.52
1:A:618:HIS:CD2	1:A:726:LYS:O	2.63	0.52
1:A:670:PRO:HA	1:A:673:ALA:HB3	1.91	0.52
1:A:727:ASP:O	1:A:728:THR:CB	2.56	0.52
1:A:964:ARG:O	1:A:968:GLN:HG2	2.10	0.52
1:A:1175:GLN:CG	1:A:1176:SER:N	2.71	0.52
2:B:257:ARG:O	2:B:258:HIS:C	2.48	0.52
2:C:129:ASP:O	2:C:130:ALA:CB	2.58	0.52
2:C:217:PRO:CB	2:C:219:PHE:CE1	2.90	0.52
2:C:455:LEU:CB	2:C:456:ARG:NE	2.72	0.52
1:D:83:LEU:O	1:D:87:ILE:N	2.34	0.52
1:D:157:LEU:HG	1:D:194:ALA:CB	2.40	0.52
1:D:655:LEU:O	1:D:659:HIS:NE2	2.44	0.52
1:D:854:ALA:CB	1:D:860:LEU:HD13	2.36	0.52
1:D:874:LEU:O	1:D:875:LYS:C	2.46	0.52
1:D:1129:PHE:CD2	1:D:1139:TYR:CD2	2.98	0.52
1:D:1138:ARG:NH2	1:D:1191:LYS:HE2	2.20	0.52
2:E:280:ASP:N	2:E:280:ASP:OD1	2.42	0.52
2:F:294:PRO:HG3	2:F:355:GLN:HE21	1.74	0.52
2:F:342:LEU:HD23	2:F:342:LEU:O	2.09	0.52
2:F:454:HIS:CD2	2:F:468:ILE:HD12	2.45	0.52
1:A:192:GLU:C	1:A:193:ARG:HG2	2.30	0.51
1:A:292:LEU:HD11	1:A:428:LEU:HG	1.92	0.51
1:A:448:ALA:C	1:A:870:VAL:HG11	2.31	0.51
1:A:490:TRP:CZ2	1:A:596:MET:CB	2.91	0.51
1:A:726:LYS:O	1:A:727:ASP:O	2.27	0.51
1:A:1068:ASP:N	1:A:1071:ARG:CD	2.73	0.51
2:B:114:TRP:N	2:B:262:TRP:CH2	2.78	0.51
2:B:309:HIS:HB2	2:B:312:LEU:HB2	1.93	0.51
2:B:373:LYS:HE2	2:B:459:ASP:CA	2.37	0.51
2:B:392:THR:HG22	2:B:393:LEU:HG	1.91	0.51
1:D:130:LEU:H	1:D:130:LEU:HD23	1.75	0.51
1:D:280:GLU:O	1:D:284:ILE:HD11	2.10	0.51
1:D:410:GLN:C	1:D:412:PRO:HD2	2.30	0.51
1:D:414:PHE:O	1:D:417:ARG:CB	2.56	0.51
1:D:601:LYS:HZ2	1:D:721:ALA:CA	2.24	0.51
1:D:787:SER:O	1:D:789:PRO:HD2	2.09	0.51

Continued on next page...

Continued from previous page...

Atom-1	Atom-2	Interatomic distance (Å)	Clash overlap (Å)
1:D:865:ALA:HB2	1:D:1197:CYS:SG	2.50	0.51
1:D:866:ARG:CG	1:D:1069:ILE:CG2	2.78	0.51
1:D:867:PRO:O	1:D:868:ASP:CG	2.49	0.51
1:D:994:TRP:O	1:D:994:TRP:HE3	1.93	0.51
1:D:1092:PHE:O	1:D:1096:ARG:NH1	2.43	0.51
1:D:1138:ARG:CG	1:D:1138:ARG:NH1	2.63	0.51
2:E:118:VAL:HG13	2:E:119:VAL:N	2.25	0.51
2:E:130:ALA:HB3	2:E:210:GLN:OE1	2.10	0.51
2:E:205:PRO:HB3	2:E:243:THR:CA	2.36	0.51
2:E:388:GLY:O	2:E:395:LEU:HD12	2.10	0.51
2:E:443:VAL:HA	2:E:453:ILE:CG2	2.40	0.51
2:F:67:GLU:O	2:F:71:GLU:CB	2.57	0.51
2:F:76:ARG:HH11	2:F:76:ARG:CG	2.23	0.51
2:F:200:VAL:HG13	2:F:204:LEU:HD22	1.92	0.51
2:F:243:THR:OG1	2:F:334:CYS:HB3	2.08	0.51
2:F:306:LEU:H	2:F:335:VAL:HG21	1.75	0.51
2:F:310:GLU:OE1	2:F:310:GLU:N	2.43	0.51
2:F:415:PRO:CA	2:F:417:TYR:HE2	2.23	0.51
1:A:564:GLN:HA	1:A:564:GLN:HE21	1.73	0.51
1:A:601:LYS:HZ1	1:A:721:ALA:CB	2.22	0.51
1:A:610:PHE:CZ	1:A:972:ARG:NH2	2.78	0.51
1:A:640:LEU:H	1:A:640:LEU:CD2	1.92	0.51
1:A:786:ALA:CB	1:A:790:ARG:CZ	2.87	0.51
1:A:865:ALA:HB2	1:A:872:SER:O	2.10	0.51
1:A:1029:GLN:HA	1:A:1032:THR:HB	1.92	0.51
2:B:235:THR:N	2:B:343:ASP:HB2	2.25	0.51
2:B:323:HIS:HB3	2:B:332:VAL:HB	1.92	0.51
2:C:344:ARG:HA	2:C:347:LEU:CD1	2.40	0.51
2:C:389:ARG:CD	2:C:390:GLY:N	2.71	0.51
2:C:454:HIS:HD2	2:C:468:ILE:HG13	1.73	0.51
2:C:459:ASP:O	2:C:460:THR:HG23	2.11	0.51
2:C:471:LEU:C	2:C:474:PHE:H	2.13	0.51
2:C:472:LYS:O	2:C:475:LEU:HG	2.10	0.51
1:D:214:ALA:O	1:D:401:TRP:CH2	2.63	0.51
1:D:229:VAL:HG23	1:D:230:GLU:N	2.25	0.51
1:D:246:PRO:O	1:D:247:LEU:HD12	2.10	0.51
1:D:251:THR:HG23	1:D:280:GLU:OE1	2.10	0.51
1:D:549:LEU:CD2	1:D:552:LEU:HD12	2.40	0.51
1:D:612:LEU:HD11	1:D:622:TYR:CG	2.45	0.51
1:D:1029:GLN:HG3	1:D:1030:ARG:NE	2.14	0.51
2:E:270:PRO:O	2:E:273:PHE:CD2	2.60	0.51

Continued on next page...

Continued from previous page...

Atom-1	Atom-2	Interatomic distance (Å)	Clash overlap (Å)
2:E:282:GLU:HB3	2:E:309:HIS:ND1	2.25	0.51
2:E:419:GLU:OE2	2:F:201:ASN:ND2	2.43	0.51
1:A:244:LEU:O	1:A:247:LEU:HD23	2.10	0.51
1:A:606:THR:CG2	1:A:614:TYR:N	2.66	0.51
1:A:870:VAL:C	1:A:872:SER:N	2.62	0.51
1:A:887:VAL:CA	1:A:1146:ARG:NH1	2.74	0.51
1:A:896:LEU:HD13	1:A:954:ILE:HD12	1.91	0.51
1:A:930:ASP:OD2	1:A:930:ASP:C	2.48	0.51
1:A:960:PRO:O	1:A:963:GLU:HG3	2.11	0.51
1:A:1175:GLN:CG	1:A:1176:SER:H	2.21	0.51
2:B:236:GLU:HG2	2:B:341:ASP:CB	2.37	0.51
2:B:259:ARG:CD	2:B:262:TRP:CG	2.93	0.51
2:C:266:PHE:HB2	2:C:349:TYR:OH	2.11	0.51
2:C:406:LEU:N	2:C:406:LEU:CD1	2.73	0.51
1:D:148:LEU:HB2	1:D:149:PRO:HD3	1.92	0.51
1:D:275:ARG:CB	1:D:843:GLN:OE1	2.59	0.51
1:D:279:ARG:HD3	1:D:279:ARG:N	2.25	0.51
1:D:576:LEU:CD1	1:D:577:CYS:N	2.69	0.51
1:D:868:ASP:O	1:D:869:ARG:CB	2.58	0.51
1:D:888:GLY:HA3	1:D:1138:ARG:CD	2.18	0.51
1:D:931:LEU:HA	1:D:934:LYS:HE3	1.92	0.51
1:D:992:LEU:HD13	1:D:993:ARG:H	1.74	0.51
1:D:1020:ILE:HD13	1:D:1020:ILE:C	2.27	0.51
1:D:1193:VAL:HG21	1:D:1215:GLY:H	1.74	0.51
2:E:116:THR:C	2:E:118:VAL:H	2.12	0.51
2:E:418:LEU:HD11	2:F:122:ARG:HG3	1.91	0.51
2:E:429:TYR:O	2:E:433:ASP:HB2	2.10	0.51
2:F:115:TRP:CZ3	2:F:210:GLN:HA	2.46	0.51
2:F:445:GLU:O	2:F:447:THR:N	2.43	0.51
1:A:73:PRO:O	1:A:74:LEU:HD22	2.10	0.51
1:A:169:TRP:HD1	1:A:170:ALA:H	1.57	0.51
1:A:441:TRP:CE3	1:A:445:LEU:HD12	2.44	0.51
1:A:503:VAL:CG2	1:A:504:LYS:N	2.72	0.51
1:A:868:ASP:OD2	1:A:1199:THR:OG1	2.26	0.51
1:A:1033:ALA:O	1:A:1034:ARG:CB	2.58	0.51
1:A:1041:TRP:NE1	1:A:1043:VAL:CB	2.68	0.51
1:A:1069:ILE:CG2	1:A:1070:PRO:CD	2.87	0.51
2:B:249:ASN:O	2:B:252:LEU:HB2	2.09	0.51
2:B:270:PRO:C	2:B:272:ASN:H	2.10	0.51
2:C:300:ILE:CG2	2:C:301:GLU:H	2.15	0.51
2:C:383:VAL:CG2	2:C:384:ALA:N	2.74	0.51

Continued on next page...

Continued from previous page...

Atom-1	Atom-2	Interatomic distance (Å)	Clash overlap (Å)
2:C:471:LEU:O	2:C:474:PHE:N	2.34	0.51
1:D:163:PRO:O	1:D:165:LYS:HD2	2.11	0.51
1:D:175:TRP:HB2	1:D:185:VAL:CG2	2.40	0.51
1:D:179:GLY:O	1:D:181:GLU:N	2.44	0.51
1:D:542:ASP:OD2	2:F:404:ASN:ND2	2.44	0.51
1:D:666:GLN:HG2	1:D:669:MET:HE3	1.93	0.51
1:D:826:ILE:HB	1:D:831:TYR:CE2	2.42	0.51
1:D:937:THR:O	1:D:940:GLY:N	2.44	0.51
1:D:1121:GLU:O	1:D:1123:PHE:N	2.40	0.51
1:D:1175:GLN:O	1:D:1177:VAL:HG23	2.10	0.51
2:E:72:ILE:HD12	2:E:72:ILE:N	2.25	0.51
2:E:113:GLU:HG3	2:E:378:LEU:HD11	1.92	0.51
2:E:113:GLU:O	2:E:116:THR:OG1	2.28	0.51
2:E:407:LEU:O	2:E:409:ASN:N	2.43	0.51
2:F:115:TRP:O	2:F:119:VAL:HG23	2.10	0.51
2:F:134:LYS:HB2	2:F:180:LYS:HE2	1.92	0.51
2:F:180:LYS:C	2:F:180:LYS:CE	2.64	0.51
2:F:372:LEU:HD21	2:F:436:SER:HB2	1.92	0.51
2:F:381:ILE:O	2:F:437:ILE:HA	2.10	0.51
2:F:381:ILE:HB	2:F:437:ILE:HG22	1.93	0.51
1:A:81:ARG:NH1	1:A:81:ARG:HG3	2.25	0.51
1:A:93:GLU:O	1:A:95:PRO:HD3	2.11	0.51
1:A:305:SER:HB2	1:A:308:GLN:HG2	1.89	0.51
1:A:376:LEU:O	1:A:378:VAL:N	2.30	0.51
1:A:556:THR:HG21	2:C:452:LEU:HB2	1.93	0.51
1:A:592:LEU:HA	1:A:595:GLN:CG	2.40	0.51
1:A:752:LEU:CB	1:A:753:PRO:HA	2.39	0.51
1:A:920:THR:HG23	1:A:922:GLN:HB3	1.93	0.51
1:A:938:THR:O	1:A:939:VAL:HB	2.10	0.51
1:A:1031:GLU:O	1:A:1032:THR:CB	2.56	0.51
1:A:1041:TRP:O	1:A:1042:GLU:CB	2.55	0.51
1:A:1113:LEU:N	1:A:1113:LEU:CD2	2.72	0.51
1:A:1207:GLU:HA	1:A:1210:TYR:CD1	2.39	0.51
1:A:1208:ARG:H	1:A:1210:TYR:H	1.58	0.51
2:B:69:LEU:O	2:B:72:ILE:CG1	2.56	0.51
2:B:105:GLU:O	2:B:109:ASN:HB3	2.10	0.51
2:B:114:TRP:HZ2	2:B:259:ARG:HH21	1.59	0.51
2:B:123:GLU:HB2	2:C:403:PHE:CZ	2.40	0.51
2:B:125:VAL:HG12	2:B:126:PHE:H	1.75	0.51
2:B:320:SER:HA	2:B:323:HIS:HD2	1.76	0.51
2:C:235:THR:C	2:C:341:ASP:CG	2.69	0.51

Continued on next page...

Continued from previous page...

Atom-1	Atom-2	Interatomic distance (Å)	Clash overlap (Å)
1:D:80:SER:O	1:D:83:LEU:HD22	2.11	0.51
1:D:249:VAL:HG21	1:D:251:THR:HG22	1.91	0.51
1:D:275:ARG:NH1	1:D:843:GLN:HE21	2.06	0.51
1:D:275:ARG:HG3	1:D:843:GLN:N	2.26	0.51
1:D:316:LYS:HZ2	1:D:348:LEU:HD23	1.75	0.51
1:D:409:GLN:O	1:D:412:PRO:CD	2.59	0.51
1:D:887:VAL:CG1	1:D:1183:VAL:CG1	2.89	0.51
1:D:888:GLY:CA	1:D:1138:ARG:HA	2.39	0.51
1:D:898:ILE:HG13	1:D:899:ALA:N	2.25	0.51
1:D:941:ILE:HG12	1:D:942:SER:H	1.75	0.51
1:D:1010:LEU:C	1:D:1012:VAL:H	2.10	0.51
1:D:1065:ALA:CA	1:D:1073:PRO:HG3	2.39	0.51
2:E:86:LEU:CA	2:E:90:SER:HB3	2.36	0.51
2:E:185:LEU:CD1	2:E:237:ALA:O	2.58	0.51
2:E:373:LYS:HG2	2:E:374:LEU:H	1.75	0.51
2:F:301:GLU:HG2	2:F:339:ASN:CB	2.40	0.51
1:A:275:ARG:NH2	1:A:844:VAL:O	2.36	0.51
1:A:374:ARG:CG	1:A:374:ARG:NH1	2.69	0.51
1:A:821:LEU:O	1:A:821:LEU:CG	2.58	0.51
1:A:1068:ASP:C	1:A:1070:PRO:CD	2.78	0.51
1:A:1224:ILE:O	1:A:1224:ILE:CD1	2.53	0.51
2:B:77:HIS:ND1	2:C:195:ASN:OD1	2.43	0.51
2:B:255:TRP:O	2:B:256:LEU:C	2.49	0.51
2:B:263:TRP:O	2:B:264:ARG:C	2.46	0.51
2:B:410:GLY:C	2:B:411:ILE:HD12	2.31	0.51
2:B:456:ARG:NH2	2:B:457:SER:O	2.44	0.51
2:C:82:SER:CA	2:C:86:LEU:CD2	2.77	0.51
2:C:193:TYR:CD1	2:C:193:TYR:C	2.83	0.51
2:C:239:LEU:HD21	2:C:255:TRP:CZ2	2.45	0.51
2:C:241:TRP:H	2:C:336:LEU:CB	2.22	0.51
2:C:351:TYR:HD1	2:C:355:GLN:HG2	1.75	0.51
2:C:399:CYS:O	2:C:400:GLN:C	2.47	0.51
2:C:451:GLY:O	2:C:452:LEU:CB	2.58	0.51
1:D:83:LEU:N	1:D:83:LEU:CD1	2.72	0.51
1:D:235:TRP:CD1	1:D:235:TRP:C	2.84	0.51
1:D:242:ALA:HA	1:D:245:ILE:H	1.75	0.51
1:D:278:ILE:HG22	1:D:279:ARG:N	2.26	0.51
1:D:279:ARG:HG3	1:D:841:LEU:C	2.30	0.51
1:D:287:SER:O	1:D:288:ARG:NH2	2.43	0.51
1:D:423:THR:O	1:D:427:MET:HG2	2.11	0.51
1:D:656:TYR:HE1	1:D:743:ASP:CB	2.23	0.51

Continued on next page...

Continued from previous page...

Atom-1	Atom-2	Interatomic distance (Å)	Clash overlap (Å)
1:D:761:ASN:O	1:D:762:VAL:C	2.48	0.51
1:D:792:LEU:O	1:D:795:ASN:ND2	2.43	0.51
1:D:993:ARG:O	1:D:996:ARG:HD2	2.11	0.51
1:D:1027:LYS:NZ	1:D:1091:GLU:CG	2.53	0.51
1:D:1112:MET:HB3	1:D:1113:LEU:HD23	1.91	0.51
2:E:72:ILE:HD11	2:E:370:LYS:NZ	2.25	0.51
2:E:89:ASP:O	2:E:93:SER:N	2.43	0.51
2:E:205:PRO:CB	2:E:242:PHE:O	2.59	0.51
2:E:270:PRO:CA	2:E:273:PHE:HD2	2.21	0.51
2:E:293:PHE:HD1	2:E:295:TRP:NE1	2.08	0.51
2:F:201:ASN:O	2:F:202:LYS:HB3	2.11	0.51
2:F:364:LYS:H	2:F:364:LYS:HD3	1.76	0.51
1:A:389:PHE:HB2	1:A:393:MET:HG2	1.92	0.51
1:A:424:LEU:H	1:A:424:LEU:CD2	2.23	0.51
1:A:564:GLN:C	1:A:567:PRO:HD2	2.30	0.51
1:A:616:GLU:HG2	1:A:724:GLY:CA	2.39	0.51
1:A:829:PRO:HG3	1:A:883:GLY:HA2	1.92	0.51
1:A:878:VAL:O	1:A:879:GLN:NE2	2.43	0.51
1:A:973:LEU:O	1:A:977:GLU:HG3	2.11	0.51
2:B:86:LEU:HD23	2:B:97:PRO:HD2	1.92	0.51
2:B:126:PHE:HB3	2:B:127:PRO:HD2	1.92	0.51
2:B:324:GLY:H	2:B:333:PRO:HD3	1.76	0.51
2:C:76:ARG:HH11	2:C:76:ARG:CG	2.24	0.51
2:C:118:VAL:CG1	2:C:119:VAL:N	2.74	0.51
2:C:180:LYS:C	2:C:180:LYS:CE	2.65	0.51
2:C:331:VAL:HG13	2:C:332:VAL:N	2.24	0.51
2:C:371:VAL:HG23	2:C:433:ASP:O	2.11	0.51
2:C:404:ASN:O	2:C:405:GLU:C	2.49	0.51
1:D:610:PHE:CD1	1:D:972:ARG:NH2	2.77	0.51
1:D:735:GLY:HA3	1:D:749:PHE:CA	2.40	0.51
1:D:886:LEU:CA	1:D:1146:ARG:HH12	2.23	0.51
1:D:902:LEU:HD13	1:D:1168:LEU:HD13	1.93	0.51
1:D:1131:ILE:O	1:D:1136:GLU:O	2.29	0.51
1:D:1147:TYR:HB3	1:D:1227:THR:CG2	2.41	0.51
1:D:1162:CYS:O	1:D:1165:ALA:HB3	2.10	0.51
2:E:447:THR:HG23	2:E:452:LEU:C	2.31	0.51
2:F:78:PHE:CE2	2:F:350:LEU:HD23	2.46	0.51
2:F:193:TYR:CD1	2:F:242:PHE:CD2	2.98	0.51
2:F:290:TYR:HD1	2:F:299:LEU:HA	1.76	0.51
2:F:354:PHE:HE1	2:F:370:LYS:CB	2.23	0.51
2:F:464:GLU:OE2	2:F:466:MET:CG	2.58	0.51

Continued on next page...

Continued from previous page...

Atom-1	Atom-2	Interatomic distance (Å)	Clash overlap (Å)
1:A:259:ARG:HB3	1:A:261:TRP:HB2	1.93	0.51
1:A:283:LEU:HD13	1:A:283:LEU:O	2.10	0.51
1:A:386:ARG:CG	1:A:387:GLU:N	2.74	0.51
1:A:460:LYS:C	1:A:464:MET:HG3	2.31	0.51
1:A:472:GLN:HG3	2:C:460:THR:C	2.29	0.51
1:A:868:ASP:OD1	1:A:1199:THR:HG21	2.11	0.51
1:A:891:VAL:CA	1:A:1180:PHE:CE1	2.91	0.51
1:A:941:ILE:CG2	1:A:942:SER:N	2.74	0.51
1:A:1010:LEU:O	1:A:1096:ARG:CZ	2.58	0.51
1:A:1040:LYS:HG2	1:A:1044:VAL:HG11	1.92	0.51
1:A:1109:LEU:HD11	1:A:1137:VAL:CG2	2.40	0.51
1:A:1187:ARG:HB2	1:A:1212:ILE:CG1	2.40	0.51
2:B:132:HIS:ND1	2:B:182:ARG:NH2	2.59	0.51
2:B:283:GLY:O	2:B:284:ARG:HB2	2.08	0.51
2:C:443:VAL:HG13	2:C:447:THR:CG2	2.41	0.51
2:C:458:ARG:HG2	2:C:458:ARG:NH1	2.13	0.51
2:C:466:MET:CB	2:C:471:LEU:CD2	2.77	0.51
1:D:251:THR:O	1:D:254:SER:CA	2.58	0.51
1:D:272:SER:HA	1:D:843:GLN:CG	2.41	0.51
1:D:374:ARG:HE	1:D:392:LEU:HG	1.76	0.51
1:D:392:LEU:O	1:D:395:TYR:CB	2.51	0.51
1:D:484:TRP:NE1	1:D:488:LEU:HG	2.26	0.51
1:D:546:ARG:HH21	2:F:404:ASN:HD22	1.58	0.51
1:D:620:TRP:C	1:D:748:TRP:HB2	2.29	0.51
1:D:715:GLN:HG2	1:D:717:LEU:CD1	2.40	0.51
1:D:775:GLU:O	1:D:776:ASP:CB	2.44	0.51
1:D:875:LYS:HG3	1:D:876:ALA:N	2.25	0.51
1:D:916:PHE:CE1	1:D:920:THR:O	2.63	0.51
1:D:964:ARG:O	1:D:968:GLN:CG	2.59	0.51
1:D:990:LYS:O	1:D:996:ARG:NH2	2.43	0.51
1:D:1008:LEU:HA	1:D:1011:PRO:CG	2.39	0.51
1:D:1020:ILE:HD13	1:D:1021:SER:H	1.61	0.51
1:D:1122:GLU:C	1:D:1123:PHE:CD1	2.84	0.51
1:D:1209:ARG:NH2	2:F:256:LEU:CD2	2.74	0.51
2:E:121:PHE:HB2	2:E:122:ARG:HD2	1.93	0.51
2:E:128:VAL:HG22	2:E:129:ASP:N	2.24	0.51
2:E:218:VAL:H	2:E:231:ILE:CA	2.20	0.51
2:E:378:LEU:CD1	2:E:378:LEU:H	2.24	0.51
2:F:78:PHE:CD1	2:F:103:GLY:CA	2.91	0.51
2:F:235:THR:O	2:F:341:ASP:OD1	2.28	0.51
2:F:239:LEU:N	2:F:338:VAL:HG21	2.25	0.51

Continued on next page...

Continued from previous page...

Atom-1	Atom-2	Interatomic distance (Å)	Clash overlap (Å)
2:F:372:LEU:HD21	2:F:436:SER:N	2.25	0.51
2:F:454:HIS:NE2	2:F:472:LYS:HE3	2.25	0.51
1:A:157:LEU:HG	1:A:194:ALA:HB1	1.92	0.51
1:A:192:GLU:CD	1:A:193:ARG:H	2.13	0.51
1:A:313:ILE:O	1:A:316:LYS:HG2	2.11	0.51
1:A:505:LYS:O	1:A:506:GLU:HB2	2.11	0.51
1:A:1099:TRP:O	1:A:1103:SER:N	2.37	0.51
1:A:1111:LEU:CB	1:A:1160:THR:HG23	2.40	0.51
1:A:1111:LEU:HB2	1:A:1160:THR:HG23	1.93	0.51
2:B:84:GLN:O	2:B:84:GLN:NE2	2.44	0.51
2:B:132:HIS:HA	2:B:182:ARG:HE	1.75	0.51
2:B:259:ARG:C	2:B:262:TRP:H	2.14	0.51
2:C:112:ALA:O	2:C:116:THR:HG22	2.10	0.51
2:C:306:LEU:HD12	2:C:335:VAL:HB	1.92	0.51
2:C:450:ASN:O	2:C:451:GLY:C	2.48	0.51
2:C:456:ARG:HG2	2:C:457:SER:H	1.75	0.51
1:D:224:CYS:O	1:D:228:LEU:HD23	2.11	0.51
1:D:313:ILE:CG1	1:D:314:ALA:N	2.73	0.51
1:D:424:LEU:O	1:D:427:MET:HG2	2.11	0.51
1:D:432:VAL:O	1:D:433:SER:C	2.49	0.51
1:D:501:LYS:HG2	1:D:502:LYS:H	1.76	0.51
1:D:545:ALA:HA	1:D:548:CYS:SG	2.51	0.51
1:D:917:GLY:O	1:D:920:THR:HA	2.11	0.51
1:D:989:THR:HA	1:D:998:SER:HG	1.68	0.51
2:E:193:TYR:HA	2:E:206:TYR:OH	2.11	0.51
2:F:197:LEU:HD23	2:F:197:LEU:C	2.30	0.51
2:F:203:ARG:N	2:F:325:ARG:HD3	2.24	0.51
2:F:367:LEU:O	2:F:369:ARG:CD	2.59	0.51
2:F:439:PHE:CD1	2:F:458:ARG:CG	2.93	0.51
2:F:454:HIS:CD2	2:F:468:ILE:O	2.64	0.51
1:A:205:GLU:OE1	1:A:205:GLU:CA	2.57	0.51
1:A:213:VAL:HG11	1:A:397:ALA:CA	2.40	0.51
1:A:439:GLN:HG2	1:A:835:GLY:HA2	1.83	0.51
1:A:605:LEU:HB2	1:A:614:TYR:HD1	1.74	0.51
1:A:607:TRP:CZ2	1:A:671:GLN:CA	2.93	0.51
1:A:612:LEU:HD23	1:A:614:TYR:CA	2.40	0.51
1:A:646:VAL:CG1	1:A:646:VAL:O	2.59	0.51
1:A:669:MET:O	1:A:673:ALA:N	2.44	0.51
1:A:788:GLY:O	1:A:791:ALA:N	2.44	0.51
1:A:1160:THR:O	1:A:1164:PHE:CD1	2.54	0.51
2:B:86:LEU:HB3	2:B:91:LEU:HD21	1.92	0.51

Continued on next page...

Continued from previous page...

Atom-1	Atom-2	Interatomic distance (Å)	Clash overlap (Å)
2:B:205:PRO:HG2	2:B:241:TRP:HE1	1.76	0.51
2:C:415:PRO:CA	2:C:417:TYR:HE2	2.24	0.51
2:C:455:LEU:O	2:C:456:ARG:HD2	2.11	0.51
1:D:198:ASP:H	1:D:213:VAL:HG12	1.76	0.51
1:D:294:THR:HA	1:D:407:PHE:CZ	2.46	0.51
1:D:429:GLU:OE1	1:D:429:GLU:CA	2.59	0.51
1:D:500:ALA:CB	1:D:520:ALA:HB3	2.41	0.51
1:D:500:ALA:HB1	1:D:520:ALA:C	2.31	0.51
2:E:389:ARG:HE	2:E:389:ARG:C	2.10	0.51
2:F:84:GLN:C	2:F:86:LEU:H	2.15	0.51
2:F:255:TRP:CE3	2:F:255:TRP:HA	2.46	0.51
2:F:357:THR:C	2:F:359:ASN:H	2.13	0.51
1:A:83:LEU:HD13	1:A:89:GLY:N	2.25	0.50
1:A:199:VAL:HG21	1:A:277:HIS:HB2	1.92	0.50
1:A:358:LEU:HD12	1:A:407:PHE:HE1	1.76	0.50
1:A:490:TRP:CE2	1:A:596:MET:HE1	2.46	0.50
1:A:495:PHE:O	1:A:496:LYS:HD2	2.11	0.50
1:A:604:ALA:HA	1:A:717:LEU:HD21	1.93	0.50
1:A:844:VAL:HB	1:A:856:GLU:OE2	2.10	0.50
1:A:890:ASP:CG	1:A:1191:LYS:HZ3	2.10	0.50
1:A:891:VAL:HB	1:A:1180:PHE:CE1	2.46	0.50
1:A:1027:LYS:HG3	1:A:1028:VAL:N	2.26	0.50
1:A:1193:VAL:O	1:A:1214:GLN:HB3	2.10	0.50
2:B:99:PHE:CE2	2:C:131:LEU:HD21	2.46	0.50
2:C:197:LEU:HD11	2:C:322:LEU:HD21	1.92	0.50
2:C:309:HIS:CA	2:C:312:LEU:HD12	2.40	0.50
2:C:431:LYS:O	2:C:435:MET:N	2.44	0.50
1:D:82:GLY:HA3	1:D:125:LEU:HD12	1.93	0.50
1:D:115:GLN:NE2	1:D:115:GLN:O	2.44	0.50
1:D:121:PRO:HB2	1:D:1175:GLN:HE22	1.74	0.50
1:D:147:SER:O	1:D:150:TYR:HB3	2.11	0.50
1:D:237:SER:OG	1:D:238:GLN:N	2.44	0.50
1:D:298:HIS:NE2	1:D:407:PHE:HA	2.25	0.50
1:D:373:PRO:HD2	1:D:374:ARG:HG2	1.93	0.50
1:D:410:GLN:O	1:D:414:PHE:CD2	2.62	0.50
1:D:417:ARG:HH11	1:D:417:ARG:HG2	1.75	0.50
1:D:550:GLN:CA	1:D:551:LYS:HE3	2.41	0.50
1:D:624:VAL:C	1:D:626:GLY:N	2.49	0.50
1:D:886:LEU:C	1:D:1146:ARG:NH1	2.50	0.50
1:D:939:VAL:O	1:D:939:VAL:HG12	2.10	0.50
1:D:994:TRP:N	1:D:996:ARG:HH11	2.09	0.50

Continued on next page...

Continued from previous page...

Atom-1	Atom-2	Interatomic distance (Å)	Clash overlap (Å)
1:D:1029:GLN:O	1:D:1032:THR:HB	2.11	0.50
1:D:1056:GLU:CB	1:D:1057:MET:HE3	2.40	0.50
1:D:1198:LYS:C	1:D:1204:THR:OG1	2.49	0.50
2:E:93:SER:HB3	2:E:95:CYS:SG	2.51	0.50
2:E:369:ARG:HB3	2:E:369:ARG:CZ	2.40	0.50
2:E:380:PRO:CD	2:E:438:LEU:HD11	2.40	0.50
2:E:384:ALA:HB1	2:E:385:LEU:HB3	1.89	0.50
2:F:123:GLU:OE1	2:F:205:PRO:O	2.28	0.50
2:F:253:ASP:HB3	2:F:257:ARG:NH2	2.26	0.50
2:F:262:TRP:HZ3	2:F:263:TRP:CZ2	2.28	0.50
2:F:483:LYS:HG3	2:F:484:ASN:N	2.26	0.50
1:A:270:ASN:OD1	1:A:270:ASN:N	2.43	0.50
1:A:348:LEU:CA	1:A:350:ILE:HD13	2.28	0.50
1:A:434:TYR:H	1:A:1129:PHE:HD1	1.57	0.50
1:A:490:TRP:HH2	1:A:598:VAL:CB	2.13	0.50
1:A:539:PHE:O	1:A:539:PHE:CG	2.64	0.50
1:A:576:LEU:CD1	1:A:577:CYS:N	2.68	0.50
1:A:914:THR:HB	1:A:999:ASP:HB3	1.93	0.50
1:A:1187:ARG:HB2	1:A:1212:ILE:HG13	1.93	0.50
2:B:375:HIS:CE1	2:B:377:CYS:SG	3.04	0.50
2:C:78:PHE:HZ	2:C:346:MET:HE2	1.75	0.50
2:C:266:PHE:O	2:C:349:TYR:CE1	2.64	0.50
2:C:314:MET:HB3	2:C:315:TYR:CE2	2.45	0.50
2:C:314:MET:HE3	2:C:315:TYR:HE2	1.77	0.50
2:C:455:LEU:N	2:C:455:LEU:CD1	2.73	0.50
2:C:474:PHE:CE2	2:C:475:LEU:HD23	2.46	0.50
1:D:127:LEU:HD22	1:D:129:PRO:CG	2.42	0.50
1:D:256:PRO:CG	1:D:284:ILE:HD11	2.39	0.50
1:D:280:GLU:HB3	1:D:814:VAL:HG11	1.93	0.50
1:D:550:GLN:OE1	1:D:551:LYS:HE2	2.10	0.50
1:D:798:ILE:CA	1:D:869:ARG:NH1	2.74	0.50
1:D:920:THR:CG2	1:D:922:GLN:OE1	2.59	0.50
1:D:1161:ARG:NH1	1:D:1178:ALA:O	2.44	0.50
2:E:324:GLY:O	2:E:331:VAL:CG1	2.59	0.50
2:E:445:GLU:OE2	2:E:446:THR:HG22	2.12	0.50
2:F:83:LYS:N	2:F:86:LEU:HD22	2.27	0.50
2:F:270:PRO:HA	2:F:273:PHE:HD2	1.76	0.50
2:F:466:MET:SD	2:F:471:LEU:CD2	2.93	0.50
1:A:276:ALA:C	1:A:278:ILE:N	2.55	0.50
1:A:304:LEU:HD11	1:A:350:ILE:O	2.11	0.50
1:A:606:THR:H	1:A:613:HIS:CA	2.25	0.50

Continued on next page...

Continued from previous page...

Atom-1	Atom-2	Interatomic distance (Å)	Clash overlap (Å)
1:A:620:TRP:H	1:A:620:TRP:HD1	1.58	0.50
1:A:652:ILE:O	1:A:655:LEU:CG	2.58	0.50
1:A:732:TYR:CE1	1:A:755:LYS:HA	2.47	0.50
1:A:737:GLY:O	1:A:738:PRO:C	2.49	0.50
1:A:1027:LYS:HD3	1:A:1092:PHE:CE2	2.46	0.50
1:A:1153:LEU:O	1:A:1154:GLN:C	2.50	0.50
2:B:115:TRP:O	2:B:120:VAL:HG23	2.11	0.50
2:B:284:ARG:O	2:B:285:LYS:CB	2.57	0.50
2:B:372:LEU:HB2	2:B:433:ASP:O	2.10	0.50
2:C:349:TYR:C	2:C:351:TYR:N	2.62	0.50
2:C:375:HIS:N	2:C:378:LEU:HB2	2.26	0.50
1:D:437:VAL:CG1	1:D:438:ASN:N	2.73	0.50
1:D:887:VAL:HG22	1:D:1185:ILE:CG2	2.37	0.50
1:D:981:LYS:HA	1:D:984:GLN:OE1	2.11	0.50
1:D:1108:TYR:HA	1:D:1164:PHE:HE1	1.76	0.50
1:D:1209:ARG:HE	2:F:253:ASP:CB	2.24	0.50
2:E:122:ARG:HB2	2:E:124:GLN:HG2	1.93	0.50
2:E:371:VAL:CA	2:E:433:ASP:OD2	2.43	0.50
2:E:375:HIS:CG	2:E:376:PRO:HA	2.46	0.50
2:E:403:PHE:O	2:E:406:LEU:HB2	2.11	0.50
2:E:426:GLU:CD	2:E:426:GLU:N	2.65	0.50
2:F:123:GLU:HB3	2:F:206:TYR:HB2	1.93	0.50
2:F:245:PRO:HG2	2:F:246:ARG:N	2.26	0.50
2:F:431:LYS:C	2:F:431:LYS:HD3	2.31	0.50
1:A:167:PRO:HG2	1:A:177:ARG:CG	2.25	0.50
1:A:276:ALA:HA	1:A:279:ARG:HB2	1.88	0.50
1:A:296:SER:O	1:A:299:MET:HB2	2.12	0.50
1:A:353:VAL:CG2	1:A:354:ASN:N	2.75	0.50
1:A:648:PRO:O	1:A:652:ILE:HG13	2.10	0.50
1:A:848:GLY:HA3	1:A:855:VAL:HG21	1.92	0.50
1:A:870:VAL:HG22	1:A:1202:ASN:ND2	2.24	0.50
1:A:916:PHE:CA	1:A:919:MET:HB2	2.24	0.50
1:A:972:ARG:O	1:A:974:THR:N	2.45	0.50
1:A:999:ASP:O	1:A:1000:GLU:CG	2.57	0.50
1:A:1029:GLN:CA	1:A:1031:GLU:O	2.59	0.50
1:A:1066:THR:HB	1:A:1071:ARG:HA	1.92	0.50
2:B:105:GLU:CB	2:B:380:PRO:HB3	2.32	0.50
2:B:206:TYR:HA	2:B:241:TRP:CH2	2.45	0.50
2:B:374:LEU:N	2:B:458:ARG:CZ	2.75	0.50
2:B:447:THR:CA	2:B:450:ASN:OD1	2.59	0.50
1:D:78:MET:CE	1:D:121:PRO:HB2	2.40	0.50

Continued on next page...

Continued from previous page...

Atom-1	Atom-2	Interatomic distance (Å)	Clash overlap (Å)
1:D:220:TRP:HD1	1:D:221:TYR:CD2	2.30	0.50
1:D:269:HIS:CE1	1:D:291:PHE:C	2.84	0.50
1:D:271:VAL:O	1:D:274:ASP:CB	2.58	0.50
1:D:287:SER:C	1:D:288:ARG:HE	2.15	0.50
1:D:403:THR:O	1:D:407:PHE:HB3	2.11	0.50
1:D:453:GLU:HB3	1:D:457:ARG:HD3	1.94	0.50
1:D:504:LYS:NZ	1:D:525:MET:HG2	2.26	0.50
1:D:512:LYS:CE	1:D:514:PRO:HD3	2.41	0.50
1:D:768:LYS:N	1:D:772:PRO:HD3	2.27	0.50
1:D:790:ARG:C	1:D:792:LEU:H	2.13	0.50
1:D:827:ARG:CD	1:D:828:HIS:N	2.73	0.50
1:D:891:VAL:O	1:D:891:VAL:HG22	2.12	0.50
1:D:1134:HIS:O	1:D:1134:HIS:HD2	1.93	0.50
2:E:115:TRP:CZ2	2:E:127:PRO:HB3	2.47	0.50
2:E:194:VAL:CG1	2:E:195:ASN:N	2.70	0.50
2:E:199:LEU:CG	2:E:200:VAL:H	2.25	0.50
2:E:378:LEU:HD12	2:E:378:LEU:N	2.26	0.50
2:F:123:GLU:CD	2:F:205:PRO:O	2.49	0.50
2:F:206:TYR:CZ	2:F:208:LEU:HD23	2.47	0.50
2:F:325:ARG:NH1	2:F:325:ARG:CG	2.72	0.50
1:A:86:GLN:OE1	1:A:130:LEU:HB3	2.11	0.50
1:A:266:VAL:HG22	1:A:267:VAL:N	2.26	0.50
1:A:543:VAL:HG13	1:A:544:MET:N	2.27	0.50
1:A:607:TRP:CE2	1:A:671:GLN:NE2	2.79	0.50
1:A:771:LEU:O	1:A:775:GLU:HG3	2.11	0.50
1:A:786:ALA:O	1:A:790:ARG:HG2	2.12	0.50
1:A:886:LEU:CA	1:A:1146:ARG:NH2	2.74	0.50
1:A:905:ALA:HA	1:A:910:MET:CA	2.42	0.50
1:A:945:HIS:CE1	1:A:969:PHE:CB	2.94	0.50
1:A:966:LEU:O	1:A:970:ASN:HB2	2.12	0.50
1:A:996:ARG:NH1	1:A:1000:GLU:CB	2.52	0.50
1:A:998:SER:OG	1:A:999:ASP:N	2.42	0.50
1:A:1131:ILE:CB	1:A:1138:ARG:H	2.24	0.50
2:B:67:GLU:CA	2:B:70:LEU:HB2	2.41	0.50
2:B:93:SER:O	2:B:95:CYS:N	2.44	0.50
2:B:217:PRO:CA	2:B:232:GLY:H	2.24	0.50
2:B:259:ARG:HG2	2:B:262:TRP:CD1	2.47	0.50
2:B:348:ALA:O	2:B:350:LEU:N	2.45	0.50
2:B:447:THR:O	2:B:451:GLY:N	2.44	0.50
2:C:126:PHE:HB2	2:C:128:VAL:HA	1.92	0.50
2:C:241:TRP:HE3	2:C:336:LEU:CD1	2.24	0.50

Continued on next page...

Continued from previous page...

Atom-1	Atom-2	Interatomic distance (Å)	Clash overlap (Å)
2:C:241:TRP:CG	2:C:336:LEU:HD12	2.45	0.50
1:D:266:VAL:HG23	1:D:290:ARG:O	2.12	0.50
1:D:270:ASN:CA	1:D:294:THR:OG1	2.59	0.50
1:D:436:PRO:HA	1:D:839:ALA:CB	2.42	0.50
1:D:660:CYS:CA	1:D:745:PRO:HG3	2.41	0.50
1:D:783:PRO:CG	1:D:784:GLY:H	2.23	0.50
1:D:795:ASN:HA	1:D:798:ILE:CG1	2.41	0.50
1:D:831:TYR:O	1:D:831:TYR:CD1	2.62	0.50
1:D:873:GLU:OE1	1:D:1203:PRO:HG2	2.12	0.50
1:D:915:ALA:O	1:D:919:MET:SD	2.69	0.50
1:D:927:ARG:CG	1:D:928:GLY:N	2.62	0.50
1:D:980:GLU:O	1:D:984:GLN:HG3	2.11	0.50
2:E:120:VAL:HG13	2:F:407:LEU:HD21	1.93	0.50
2:E:203:ARG:HH21	2:E:203:ARG:CG	2.22	0.50
2:E:302:THR:O	2:E:303:LEU:HD12	2.11	0.50
2:E:388:GLY:O	2:E:395:LEU:CD1	2.59	0.50
2:F:123:GLU:HB3	2:F:206:TYR:CB	2.41	0.50
2:F:193:TYR:O	2:F:196:CYS:HB2	2.12	0.50
2:F:203:ARG:NE	2:F:204:LEU:HD11	2.27	0.50
2:F:239:LEU:C	2:F:338:VAL:HG22	2.27	0.50
2:F:259:ARG:NE	2:F:339:ASN:ND2	2.59	0.50
2:F:357:THR:O	2:F:358:GLU:CG	2.60	0.50
2:F:418:LEU:O	2:F:421:MET:CG	2.54	0.50
2:F:466:MET:HE2	2:F:471:LEU:HB3	1.92	0.50
1:A:486:TRP:HE1	1:A:722:ARG:HG2	1.77	0.50
1:A:657:ARG:CA	1:A:660:CYS:HB3	2.41	0.50
1:A:662:GLU:O	1:A:666:GLN:CB	2.60	0.50
1:A:824:ALA:HB1	1:A:827:ARG:HG2	1.93	0.50
1:A:931:LEU:HD23	1:A:932:HIS:CA	2.42	0.50
1:A:936:ALA:O	1:A:939:VAL:C	2.50	0.50
1:A:1121:GLU:O	1:A:1123:PHE:N	2.39	0.50
1:A:1175:GLN:O	1:A:1178:ALA:HB3	2.11	0.50
2:B:320:SER:HA	2:B:323:HIS:CD2	2.47	0.50
2:B:383:VAL:CG2	2:B:384:ALA:H	2.23	0.50
2:C:78:PHE:HZ	2:C:346:MET:SD	2.35	0.50
2:C:193:TYR:CG	2:C:194:VAL:N	2.80	0.50
2:C:326:ASP:CG	2:C:329:LYS:HB2	2.32	0.50
2:C:353:SER:HG	2:C:354:PHE:H	1.55	0.50
2:C:389:ARG:CZ	2:C:390:GLY:CA	2.90	0.50
1:D:85:GLU:OE2	1:D:127:LEU:O	2.30	0.50
1:D:177:ARG:CG	1:D:218:SER:OG	2.60	0.50

Continued on next page...

Continued from previous page...

Atom-1	Atom-2	Interatomic distance (Å)	Clash overlap (Å)
1:D:194:ALA:CB	1:D:265:LEU:HD13	2.39	0.50
1:D:272:SER:O	1:D:273:PHE:HB2	2.10	0.50
1:D:307:PHE:O	1:D:308:GLN:C	2.50	0.50
1:D:375:GLU:OE1	1:D:379:LYS:HB3	2.11	0.50
1:D:472:GLN:C	2:F:461:THR:CG2	2.80	0.50
1:D:547:ALA:O	1:D:551:LYS:CG	2.58	0.50
1:D:800:PHE:CE2	1:D:867:PRO:HB3	2.47	0.50
1:D:1131:ILE:HD13	1:D:1131:ILE:O	2.11	0.50
1:D:1147:TYR:N	1:D:1147:TYR:HD2	2.10	0.50
1:D:1187:ARG:HG3	1:D:1212:ILE:CG1	2.42	0.50
2:E:88:ARG:H	2:E:88:ARG:CD	2.24	0.50
2:E:373:LYS:HA	2:E:458:ARG:NE	2.25	0.50
2:E:425:LEU:HD23	2:E:426:GLU:OE1	2.12	0.50
2:E:449:GLU:OE1	2:E:449:GLU:CA	2.45	0.50
2:F:198:ASP:C	2:F:198:ASP:OD1	2.48	0.50
1:A:81:ARG:NH1	1:A:125:LEU:O	2.45	0.50
1:A:660:CYS:CB	1:A:745:PRO:CG	2.90	0.50
1:A:1016:GLU:OE2	1:A:1022:LEU:HD22	2.12	0.50
1:A:1055:SER:O	1:A:1059:ASN:CG	2.50	0.50
1:A:1158:LEU:HD13	1:A:1179:PHE:CZ	2.47	0.50
2:B:338:VAL:C	2:B:339:ASN:ND2	2.65	0.50
2:C:213:VAL:HA	2:C:235:THR:HA	1.94	0.50
2:C:224:ILE:HD13	2:C:224:ILE:N	2.27	0.50
2:C:389:ARG:NH2	2:C:390:GLY:HA3	2.26	0.50
2:C:471:LEU:CD1	2:C:471:LEU:N	2.38	0.50
1:D:204:ALA:O	1:D:205:GLU:CG	2.60	0.50
1:D:245:ILE:CG1	1:D:246:PRO:N	2.51	0.50
1:D:439:GLN:CG	1:D:836:LEU:H	2.25	0.50
1:D:453:GLU:O	1:D:454:GLU:C	2.49	0.50
1:D:549:LEU:O	1:D:552:LEU:HB2	2.12	0.50
1:D:657:ARG:O	1:D:660:CYS:CB	2.58	0.50
1:D:657:ARG:C	1:D:660:CYS:HB3	2.31	0.50
1:D:732:TYR:HB3	1:D:755:LYS:HZ1	1.76	0.50
1:D:802:ARG:HG3	1:D:803:ASN:N	2.27	0.50
1:D:827:ARG:CD	1:D:827:ARG:C	2.80	0.50
1:D:938:THR:O	1:D:939:VAL:CG2	2.59	0.50
1:D:1124:ALA:HB1	1:D:1148:ARG:HH12	1.70	0.50
2:E:372:LEU:O	2:E:458:ARG:HG2	2.12	0.50
2:F:432:TYR:C	2:F:435:MET:H	2.15	0.50
2:F:447:THR:CG2	2:F:448:LEU:N	2.73	0.50
2:F:460:THR:O	2:F:461:THR:C	2.50	0.50

Continued on next page...

Continued from previous page...

Atom-1	Atom-2	Interatomic distance (Å)	Clash overlap (Å)
1:A:291:PHE:O	1:A:292:LEU:CB	2.59	0.50
1:A:355:SER:C	1:A:407:PHE:HZ	2.15	0.50
1:A:371:LYS:C	1:A:373:PRO:CD	2.79	0.50
1:A:564:GLN:HA	1:A:567:PRO:CD	2.35	0.50
1:A:658:LYS:O	1:A:659:HIS:C	2.50	0.50
1:A:789:PRO:O	1:A:792:LEU:HD12	2.12	0.50
1:A:863:SER:O	1:A:873:GLU:CG	2.57	0.50
1:A:953:ARG:HD3	1:A:986:TYR:CD2	2.47	0.50
1:A:1207:GLU:O	1:A:1208:ARG:HB2	2.12	0.50
2:B:105:GLU:HG3	2:B:380:PRO:C	2.31	0.50
2:B:194:VAL:HG13	2:B:195:ASN:N	2.27	0.50
2:B:389:ARG:HG2	2:B:444:THR:CG2	2.42	0.50
2:B:437:ILE:N	2:B:458:ARG:HD3	2.26	0.50
2:C:82:SER:C	2:C:83:LYS:HG3	2.32	0.50
2:C:118:VAL:HG12	2:C:119:VAL:N	2.27	0.50
2:C:307:GLY:N	2:C:335:VAL:HG12	2.27	0.50
2:C:377:CYS:SG	2:C:483:LYS:HA	2.51	0.50
2:C:469:SER:C	2:C:471:LEU:HD12	2.31	0.50
1:D:106:HIS:HA	1:D:109:LYS:CG	2.41	0.50
1:D:239:LEU:C	1:D:242:ALA:H	2.14	0.50
1:D:295:MET:O	1:D:299:MET:N	2.41	0.50
1:D:308:GLN:O	1:D:312:TRP:HB2	2.12	0.50
1:D:428:LEU:O	1:D:432:VAL:HG23	2.11	0.50
1:D:429:GLU:CG	1:D:1128:ARG:NH2	2.66	0.50
1:D:457:ARG:C	1:D:460:LYS:HZ2	2.15	0.50
1:D:727:ASP:O	1:D:728:THR:OG1	2.25	0.50
1:D:907:PHE:HE2	1:D:913:CYS:SG	2.35	0.50
1:D:1068:ASP:OD1	1:D:1068:ASP:N	2.44	0.50
1:D:1126:ASP:CB	1:D:1141:VAL:HG13	2.42	0.50
2:E:90:SER:OG	2:E:96:HIS:HA	2.12	0.50
2:E:389:ARG:HE	2:E:390:GLY:CA	2.23	0.50
2:F:196:CYS:O	2:F:199:LEU:HB3	2.12	0.50
2:F:204:LEU:CD1	2:F:204:LEU:N	2.75	0.50
2:F:307:GLY:HA2	2:F:335:VAL:HG12	1.94	0.50
2:F:354:PHE:C	2:F:356:LEU:N	2.60	0.50
2:F:447:THR:HG22	2:F:448:LEU:HD12	1.94	0.50
1:A:183:GLU:C	1:A:183:GLU:CD	2.70	0.50
1:A:204:ALA:O	1:A:206:GLY:N	2.40	0.50
1:A:494:GLU:HB2	1:A:572:TRP:CD2	2.47	0.50
1:A:605:LEU:C	1:A:781:ALA:CB	2.81	0.50
1:A:645:VAL:HA	1:A:650:ARG:HD2	1.94	0.50

Continued on next page...

Continued from previous page...

Atom-1	Atom-2	Interatomic distance (Å)	Clash overlap (Å)
1:A:742:VAL:O	1:A:742:VAL:HG12	2.11	0.50
1:A:754:HIS:HD2	1:A:757:GLY:HA3	1.77	0.50
1:A:892:ASP:HB3	1:A:927:ARG:HH22	1.77	0.50
1:A:1068:ASP:CA	1:A:1071:ARG:HD3	2.41	0.50
1:A:1140:LEU:CD2	1:A:1141:VAL:H	2.20	0.50
2:B:440:THR:CG2	2:B:441:VAL:H	2.19	0.50
2:C:414:TRP:N	2:C:415:PRO:HD2	2.25	0.50
2:C:428:LEU:N	2:C:428:LEU:HD23	2.22	0.50
2:C:443:VAL:CG1	2:C:447:THR:CG2	2.89	0.50
1:D:121:PRO:CB	1:D:1175:GLN:NE2	2.73	0.50
1:D:131:TYR:C	1:D:138:HIS:CE1	2.86	0.50
1:D:162:LEU:HG	1:D:162:LEU:O	2.12	0.50
1:D:262:GLN:HA	1:D:262:GLN:OE1	2.11	0.50
1:D:278:ILE:CG1	1:D:291:PHE:HD1	2.24	0.50
1:D:369:LEU:HD13	1:D:372:GLU:CB	2.41	0.50
1:D:452:TYR:CB	1:D:801:TRP:CD1	2.94	0.50
1:D:592:LEU:O	1:D:595:GLN:N	2.40	0.50
1:D:885:THR:HG22	1:D:886:LEU:H	1.75	0.50
1:D:1090:GLU:HG3	1:D:1092:PHE:CZ	2.46	0.50
1:D:1106:VAL:O	1:D:1107:ASP:C	2.50	0.50
2:E:192:HIS:O	2:E:193:TYR:C	2.49	0.50
2:F:241:TRP:CZ3	2:F:255:TRP:CZ2	2.99	0.50
2:F:272:ASN:HA	2:F:292:ASN:ND2	2.26	0.50
2:F:348:ALA:O	2:F:352:ASP:N	2.41	0.50
2:F:375:HIS:CB	2:F:378:LEU:HD22	2.40	0.50
2:F:388:GLY:N	2:F:443:VAL:O	2.42	0.50
1:A:174:GLY:HA2	1:A:220:TRP:HB2	1.94	0.49
1:A:192:GLU:CG	1:A:195:LEU:HD21	2.42	0.49
1:A:227:ARG:C	1:A:227:ARG:HD3	2.31	0.49
1:A:272:SER:C	1:A:274:ASP:H	2.16	0.49
1:A:286:GLY:CA	1:A:1128:ARG:HH22	2.24	0.49
1:A:392:LEU:O	1:A:394:GLN:N	2.45	0.49
1:A:441:TRP:O	1:A:445:LEU:HB2	2.12	0.49
1:A:452:TYR:CE2	1:A:453:GLU:HG2	2.47	0.49
1:A:503:VAL:HG11	1:A:520:ALA:CB	2.42	0.49
1:A:730:PRO:HB3	1:A:760:CYS:O	2.12	0.49
1:A:764:SER:OG	1:A:767:ALA:HB2	2.11	0.49
1:A:1092:PHE:O	1:A:1096:ARG:HG3	2.12	0.49
1:A:1163:MET:HE2	1:A:1167:LYS:HE3	1.94	0.49
2:B:114:TRP:CA	2:B:262:TRP:CH2	2.95	0.49
2:B:472:LYS:HZ2	2:B:473:ASP:HA	1.77	0.49

Continued on next page...

Continued from previous page...

Atom-1	Atom-2	Interatomic distance (Å)	Clash overlap (Å)
2:C:306:LEU:H	2:C:335:VAL:CG1	2.24	0.49
2:C:311:LEU:HD22	2:C:311:LEU:N	2.26	0.49
2:C:347:LEU:CD1	2:C:347:LEU:H	2.24	0.49
2:C:474:PHE:HA	2:C:477:LYS:HD3	1.92	0.49
1:D:116:PRO:O	1:D:118:VAL:CG1	2.61	0.49
1:D:298:HIS:CD2	1:D:407:PHE:CB	2.90	0.49
1:D:389:PHE:CD1	1:D:389:PHE:C	2.85	0.49
1:D:427:MET:HB2	1:D:846:THR:CG2	2.42	0.49
1:D:712:VAL:N	1:D:713:PRO:CD	2.75	0.49
1:D:847:ALA:C	1:D:852:ARG:HA	2.32	0.49
1:D:860:LEU:HD22	1:D:1133:ILE:HD12	1.94	0.49
1:D:886:LEU:CA	1:D:1146:ARG:NH1	2.75	0.49
1:D:891:VAL:HA	1:D:894:GLN:CG	2.41	0.49
1:D:1025:LEU:O	1:D:1027:LYS:N	2.43	0.49
1:D:1055:SER:O	1:D:1058:PHE:CD2	2.65	0.49
1:D:1207:GLU:HA	1:D:1210:TYR:CG	2.47	0.49
1:D:1213:PRO:O	1:D:1214:GLN:CB	2.57	0.49
2:E:96:HIS:CD2	2:E:96:HIS:O	2.65	0.49
2:E:109:ASN:HD22	2:E:378:LEU:CB	2.26	0.49
2:E:374:LEU:O	2:E:375:HIS:CB	2.52	0.49
2:E:392:THR:O	2:E:392:THR:HG22	2.11	0.49
2:E:418:LEU:HD11	2:F:122:ARG:HE	1.74	0.49
2:F:244:PRO:N	2:F:247:THR:HG21	2.27	0.49
2:F:346:MET:O	2:F:350:LEU:HD11	2.12	0.49
2:F:349:TYR:C	2:F:351:TYR:N	2.62	0.49
2:F:357:THR:O	2:F:359:ASN:N	2.42	0.49
2:F:447:THR:CA	2:F:452:LEU:CA	2.81	0.49
2:F:457:SER:O	2:F:458:ARG:C	2.50	0.49
2:F:483:LYS:O	2:F:485:VAL:HG12	2.12	0.49
1:A:246:PRO:O	1:A:250:PRO:HD2	2.12	0.49
1:A:304:LEU:HB2	1:A:309:ARG:HB3	1.94	0.49
1:A:421:PRO:CG	1:A:422:VAL:N	2.75	0.49
1:A:755:LYS:CD	1:A:964:ARG:HH11	2.23	0.49
1:A:789:PRO:O	1:A:793:GLU:HB2	2.12	0.49
1:A:960:PRO:HA	1:A:963:GLU:CG	2.43	0.49
2:B:208:LEU:N	2:B:208:LEU:HD23	2.26	0.49
2:B:425:LEU:HB3	2:B:426:GLU:OE1	2.11	0.49
2:C:127:PRO:O	2:C:192:HIS:CD2	2.65	0.49
1:D:252:GLY:O	1:D:256:PRO:CG	2.58	0.49
1:D:270:ASN:C	1:D:274:ASP:OD1	2.50	0.49
1:D:275:ARG:CG	1:D:843:GLN:N	2.75	0.49

Continued on next page...

Continued from previous page...

Atom-1	Atom-2	Interatomic distance (Å)	Clash overlap (Å)
1:D:298:HIS:CE1	1:D:362:LEU:CD1	2.95	0.49
1:D:359:VAL:HG22	1:D:406:VAL:CG2	2.42	0.49
1:D:371:LYS:CA	1:D:374:ARG:CD	2.77	0.49
1:D:407:PHE:CE1	1:D:411:LEU:HD21	2.46	0.49
1:D:441:TRP:CD1	1:D:879:GLN:HA	2.45	0.49
1:D:607:TRP:O	1:D:608:ASP:OD1	2.30	0.49
1:D:607:TRP:HA	1:D:607:TRP:CE3	2.47	0.49
1:D:1027:LYS:O	1:D:1031:GLU:HG2	2.12	0.49
1:D:1031:GLU:OE2	1:D:1092:PHE:HD2	1.95	0.49
1:D:1116:MET:HE3	1:D:1156:THR:HB	1.93	0.49
2:E:200:VAL:HG12	2:F:418:LEU:HD21	1.92	0.49
2:E:239:LEU:CB	2:E:338:VAL:HB	2.42	0.49
2:E:249:ASN:O	2:E:252:LEU:HB3	2.12	0.49
2:E:307:GLY:HA2	2:E:334:CYS:HB2	1.94	0.49
2:F:308:ASP:OD1	2:F:333:PRO:C	2.50	0.49
2:F:358:GLU:CG	2:F:359:ASN:N	2.75	0.49
2:F:384:ALA:CB	2:F:437:ILE:HD12	2.42	0.49
2:F:413:VAL:CG1	2:F:414:TRP:N	2.76	0.49
2:F:471:LEU:O	2:F:474:PHE:N	2.39	0.49
1:A:95:PRO:O	1:A:96:GLY:O	2.30	0.49
1:A:228:LEU:N	1:A:228:LEU:CD2	2.73	0.49
1:A:275:ARG:NH2	1:A:845:VAL:N	2.60	0.49
1:A:421:PRO:HG2	1:A:422:VAL:HG23	1.93	0.49
1:A:541:GLN:O	1:A:544:MET:HB3	2.12	0.49
1:A:583:PRO:O	1:A:584:ALA:HB3	2.12	0.49
1:A:599:THR:O	1:A:602:LEU:HB2	2.12	0.49
1:A:630:ASN:HD21	1:A:632:ALA:N	2.11	0.49
1:A:732:TYR:HE1	1:A:755:LYS:CG	2.24	0.49
1:A:762:VAL:O	1:A:764:SER:N	2.38	0.49
1:A:821:LEU:HD11	1:A:826:ILE:N	2.27	0.49
1:A:866:ARG:HB2	1:A:1069:ILE:HG21	1.94	0.49
1:A:878:VAL:HG12	1:A:879:GLN:HE22	1.77	0.49
1:A:919:MET:C	1:A:920:THR:O	2.51	0.49
1:A:1065:ALA:O	1:A:1066:THR:OG1	2.22	0.49
1:A:1144:GLU:O	1:A:1146:ARG:N	2.45	0.49
1:A:1209:ARG:HA	1:A:1209:ARG:HE	1.78	0.49
2:B:205:PRO:HG2	2:B:241:TRP:NE1	2.27	0.49
2:B:259:ARG:HB3	2:B:259:ARG:NH1	2.27	0.49
2:B:336:LEU:HD23	2:B:336:LEU:C	2.32	0.49
2:B:463:LYS:HD2	2:B:463:LYS:N	2.27	0.49
2:C:270:PRO:HA	2:C:273:PHE:HD2	1.77	0.49

Continued on next page...

Continued from previous page...

Atom-1	Atom-2	Interatomic distance (Å)	Clash overlap (Å)
2:C:425:LEU:O	2:C:428:LEU:HB2	2.12	0.49
1:D:260:ASP:OD2	1:D:261:TRP:CD2	2.65	0.49
1:D:275:ARG:HB3	1:D:843:GLN:OE1	2.12	0.49
1:D:298:HIS:HD2	1:D:407:PHE:CD1	2.30	0.49
1:D:561:LYS:O	1:D:562:ARG:CB	2.60	0.49
1:D:643:ALA:N	1:D:645:VAL:HB	2.26	0.49
1:D:756:ASP:N	1:D:756:ASP:OD1	2.44	0.49
1:D:853:ARG:HH12	1:D:1105:ALA:HB3	1.76	0.49
1:D:931:LEU:HA	1:D:934:LYS:HB3	1.93	0.49
1:D:1092:PHE:HA	1:D:1096:ARG:NH2	2.27	0.49
2:E:74:GLN:O	2:E:77:HIS:N	2.44	0.49
2:E:216:HIS:CD2	2:E:216:HIS:N	2.79	0.49
2:E:380:PRO:HG3	2:E:438:LEU:CD1	2.40	0.49
2:E:385:LEU:HB2	2:E:440:THR:HA	1.93	0.49
2:F:76:ARG:NH1	2:F:434:GLU:OE1	2.45	0.49
2:F:258:HIS:HA	2:F:261:GLN:OE1	2.12	0.49
2:F:306:LEU:O	2:F:335:VAL:HB	2.11	0.49
2:F:350:LEU:O	2:F:353:SER:OG	2.30	0.49
2:F:389:ARG:O	2:F:395:LEU:HD11	2.12	0.49
2:F:393:LEU:O	2:F:396:ARG:N	2.46	0.49
2:F:405:GLU:C	2:F:405:GLU:OE1	2.51	0.49
1:A:76:ILE:HG21	1:A:911:HIS:CE1	2.47	0.49
1:A:79:LEU:HB2	1:A:89:GLY:C	2.32	0.49
1:A:240:SER:HB3	1:A:241:PRO:CD	2.42	0.49
1:A:298:HIS:NE2	1:A:351:SER:O	2.45	0.49
1:A:353:VAL:O	1:A:354:ASN:CB	2.60	0.49
1:A:434:TYR:HA	1:A:841:LEU:CD2	2.41	0.49
1:A:572:TRP:CD1	2:C:477:LYS:HE2	2.47	0.49
1:A:580:LEU:HD23	1:A:596:MET:CE	2.42	0.49
1:A:772:PRO:HG2	1:A:773:LYS:H	1.77	0.49
1:A:1026:ARG:CG	1:A:1029:GLN:CD	2.81	0.49
1:A:1093:MET:C	1:A:1097:VAL:HG23	2.32	0.49
1:A:1113:LEU:CB	1:A:1117:LYS:NZ	2.74	0.49
1:A:1232:GLU:CD	1:A:1234:ARG:NH2	2.65	0.49
2:B:342:LEU:O	2:B:343:ASP:C	2.50	0.49
2:B:414:TRP:CD1	2:B:414:TRP:C	2.86	0.49
2:C:477:LYS:O	2:C:478:TYR:C	2.49	0.49
1:D:371:LYS:O	1:D:372:GLU:CB	2.60	0.49
1:D:735:GLY:HA2	1:D:749:PHE:CA	2.43	0.49
1:D:779:LEU:C	1:D:779:LEU:CD2	2.79	0.49
1:D:840:ILE:O	1:D:841:LEU:CD2	2.60	0.49

Continued on next page...

Continued from previous page...

Atom-1	Atom-2	Interatomic distance (Å)	Clash overlap (Å)
1:D:1051:GLY:O	1:D:1055:SER:N	2.45	0.49
1:D:1116:MET:HG3	1:D:1139:TYR:OH	2.13	0.49
1:D:1218:LEU:HB2	1:D:1223:ILE:HG22	1.90	0.49
2:E:270:PRO:C	2:E:273:PHE:HD2	2.15	0.49
2:E:432:TYR:HA	2:E:435:MET:CA	2.41	0.49
2:E:456:ARG:HD2	2:E:461:THR:CA	2.42	0.49
2:F:74:GLN:CG	2:F:75:ARG:N	2.75	0.49
2:F:78:PHE:CD2	2:F:79:LEU:CD2	2.95	0.49
2:F:80:SER:H	2:F:99:PHE:HA	1.78	0.49
2:F:82:SER:C	2:F:83:LYS:HG3	2.33	0.49
2:F:239:LEU:H	2:F:338:VAL:HG11	1.53	0.49
2:F:239:LEU:HG	2:F:336:LEU:HD13	1.94	0.49
2:F:389:ARG:CG	2:F:445:GLU:OE2	2.58	0.49
2:F:424:SER:N	2:F:427:GLN:OE1	2.45	0.49
2:F:442:LEU:O	2:F:443:VAL:C	2.50	0.49
1:A:185:VAL:HG22	1:A:185:VAL:O	2.12	0.49
1:A:219:ALA:O	1:A:220:TRP:HE3	1.93	0.49
1:A:420:HIS:CG	1:A:421:PRO:HD2	2.47	0.49
1:A:467:ALA:CB	1:A:602:LEU:HD13	2.42	0.49
1:A:504:LYS:HD3	1:A:523:ASP:HB3	1.92	0.49
1:A:591:LEU:HD21	1:A:802:ARG:CZ	2.42	0.49
1:A:713:PRO:CA	1:A:719:LEU:HD13	2.42	0.49
1:A:773:LYS:NZ	1:A:1057:MET:CE	2.75	0.49
1:A:856:GLU:OE1	1:A:859:TRP:HB2	2.11	0.49
2:B:78:PHE:CD1	2:B:102:LEU:HB2	2.48	0.49
2:B:79:LEU:HA	2:B:100:GLY:N	2.27	0.49
2:B:403:PHE:CE1	2:B:413:VAL:HB	2.47	0.49
2:C:123:GLU:HG2	2:C:204:LEU:CD1	2.42	0.49
2:C:289:LEU:HD12	2:C:301:GLU:CB	2.35	0.49
2:C:347:LEU:O	2:C:350:LEU:HD13	2.12	0.49
2:C:431:LYS:HZ3	2:C:435:MET:CG	2.24	0.49
2:C:456:ARG:CB	2:C:463:LYS:C	2.79	0.49
1:D:273:PHE:N	1:D:275:ARG:HB3	2.23	0.49
1:D:412:PRO:CG	1:D:413:LEU:H	2.23	0.49
1:D:748:TRP:CZ3	1:D:750:PHE:CE2	2.99	0.49
1:D:829:PRO:HG3	1:D:831:TYR:CE1	2.47	0.49
1:D:904:ASP:OD1	1:D:915:ALA:HB2	2.13	0.49
1:D:1010:LEU:C	1:D:1012:VAL:N	2.63	0.49
2:E:79:LEU:C	2:E:79:LEU:HD12	2.33	0.49
2:E:391:PRO:CD	2:E:395:LEU:HB2	2.39	0.49
2:E:404:ASN:C	2:E:406:LEU:N	2.66	0.49

Continued on next page...

Continued from previous page...

Atom-1	Atom-2	Interatomic distance (Å)	Clash overlap (Å)
2:E:466:MET:HG2	2:E:467:HIS:N	2.27	0.49
2:E:481:SER:HA	2:E:484:ASN:CG	2.33	0.49
2:F:90:SER:HA	2:F:93:SER:OG	2.12	0.49
2:F:289:LEU:HD12	2:F:301:GLU:CB	2.32	0.49
2:F:291:TYR:HB2	2:F:300:ILE:HD11	1.95	0.49
2:F:368:HIS:NE2	2:F:370:LYS:CE	2.75	0.49
2:F:372:LEU:HD12	2:F:372:LEU:C	2.33	0.49
2:F:453:ILE:CG2	2:F:454:HIS:N	2.75	0.49
2:F:458:ARG:HD3	2:F:459:ASP:N	2.28	0.49
1:A:260:ASP:H	1:A:264:GLN:HE22	1.57	0.49
1:A:420:HIS:CE1	1:A:421:PRO:HD2	2.47	0.49
1:A:485:LEU:O	1:A:489:GLU:OE2	2.31	0.49
1:A:657:ARG:HG2	1:A:744:ILE:HG21	1.94	0.49
1:A:719:LEU:H	1:A:719:LEU:CD2	2.23	0.49
1:A:795:ASN:ND2	1:A:795:ASN:C	2.65	0.49
1:A:853:ARG:HH22	1:A:1105:ALA:HB3	1.72	0.49
1:A:869:ARG:O	1:A:1200:PRO:CA	2.58	0.49
1:A:1043:VAL:CB	1:A:1046:GLU:HB3	2.41	0.49
1:A:1148:ARG:NH1	1:A:1148:ARG:CG	2.62	0.49
1:A:1223:ILE:HD13	1:A:1224:ILE:N	2.27	0.49
2:B:206:TYR:HD1	2:B:207:GLY:O	1.94	0.49
2:C:78:PHE:CD1	2:C:103:GLY:CA	2.93	0.49
2:C:387:VAL:HG23	2:C:417:TYR:HA	1.95	0.49
2:C:414:TRP:O	2:C:415:PRO:C	2.50	0.49
1:D:95:PRO:HG2	1:D:99:ALA:HB2	1.89	0.49
1:D:194:ALA:C	1:D:195:LEU:HG	2.33	0.49
1:D:361:ARG:NH2	1:D:362:LEU:HG	2.28	0.49
1:D:430:MET:SD	1:D:430:MET:O	2.70	0.49
1:D:435:LEU:O	1:D:839:ALA:CB	2.58	0.49
1:D:443:ARG:O	1:D:447:GLU:N	2.43	0.49
1:D:444:TYR:HE2	1:D:1210:TYR:HB2	1.78	0.49
1:D:494:GLU:H	1:D:573:TYR:HB2	1.77	0.49
1:D:615:SER:O	1:D:725:PRO:HG3	2.12	0.49
1:D:635:PRO:O	1:D:636:THR:HB	2.11	0.49
1:D:655:LEU:O	1:D:657:ARG:N	2.46	0.49
1:D:768:LYS:HE2	1:D:769:ASP:H	1.76	0.49
1:D:868:ASP:OD1	1:D:1199:THR:CG2	2.60	0.49
1:D:891:VAL:HA	1:D:894:GLN:OE1	2.10	0.49
1:D:1047:ARG:O	1:D:1051:GLY:N	2.43	0.49
1:D:1114:VAL:HA	1:D:1117:LYS:HD2	1.95	0.49
1:D:1118:TRP:CE2	1:D:1122:GLU:OE1	2.65	0.49

Continued on next page...

Continued from previous page...

Atom-1	Atom-2	Interatomic distance (Å)	Clash overlap (Å)
1:D:1210:TYR:CD1	1:D:1211:GLY:N	2.80	0.49
1:D:1224:ILE:CD1	1:D:1228:LYS:HE3	2.42	0.49
2:E:86:LEU:HD23	2:E:97:PRO:HD2	1.95	0.49
2:E:88:ARG:N	2:E:88:ARG:CD	2.75	0.49
2:E:323:HIS:O	2:E:325:ARG:N	2.45	0.49
2:E:328:ARG:N	2:E:328:ARG:CD	2.68	0.49
2:E:443:VAL:HG12	2:E:444:THR:N	2.28	0.49
2:E:462:MET:HA	2:E:462:MET:CE	2.42	0.49
2:F:145:PHE:O	2:F:146:ARG:HG3	2.12	0.49
2:F:251:TRP:CZ3	2:F:254:PHE:CG	3.00	0.49
2:F:336:LEU:CD2	2:F:337:SER:O	2.61	0.49
2:F:371:VAL:CG2	2:F:433:ASP:O	2.60	0.49
2:F:449:GLU:OE1	2:F:450:ASN:N	2.46	0.49
1:A:235:TRP:CD1	1:A:235:TRP:C	2.85	0.49
1:A:296:SER:HB2	1:A:847:ALA:CB	2.36	0.49
1:A:307:PHE:HB3	1:A:1055:SER:OG	2.13	0.49
1:A:455:LEU:CD1	1:A:798:ILE:HG22	2.40	0.49
1:A:500:ALA:O	1:A:501:LYS:HB2	2.12	0.49
1:A:515:ILE:O	1:A:516:GLU:C	2.50	0.49
1:A:613:HIS:NE2	1:A:716:PRO:HG3	2.28	0.49
1:A:659:HIS:CG	1:A:716:PRO:HA	2.47	0.49
1:A:869:ARG:N	1:A:872:SER:CB	2.75	0.49
1:A:877:MET:O	1:A:878:VAL:C	2.51	0.49
1:A:947:LYS:O	1:A:951:TYR:HD1	1.95	0.49
1:A:1029:GLN:CD	1:A:1096:ARG:NH2	2.65	0.49
2:C:123:GLU:HG2	2:C:204:LEU:HD12	1.95	0.49
2:C:186:LEU:O	2:C:189:ALA:HB3	2.12	0.49
2:C:192:HIS:C	2:C:196:CYS:SG	2.91	0.49
2:C:397:GLN:O	2:C:398:VAL:CG2	2.55	0.49
2:C:447:THR:HG22	2:C:455:LEU:CD1	2.43	0.49
2:C:452:LEU:O	2:C:453:ILE:HB	2.13	0.49
1:D:175:TRP:C	1:D:185:VAL:HG11	2.32	0.49
1:D:203:LEU:HB2	1:D:379:LYS:O	2.13	0.49
1:D:213:VAL:CB	1:D:401:TRP:CZ2	2.96	0.49
1:D:288:ARG:NH1	1:D:290:ARG:NH2	2.61	0.49
1:D:383:LYS:N	1:D:383:LYS:HD3	2.27	0.49
1:D:453:GLU:O	1:D:457:ARG:CG	2.59	0.49
1:D:459:MET:HB3	1:D:460:LYS:NZ	2.27	0.49
1:D:578:PRO:O	1:D:579:ARG:C	2.50	0.49
1:D:719:LEU:HD12	1:D:720:THR:CB	2.43	0.49
1:D:735:GLY:HA2	1:D:750:PHE:H	1.77	0.49

Continued on next page...

Continued from previous page...

Atom-1	Atom-2	Interatomic distance (Å)	Clash overlap (Å)
1:D:765:PRO:HG2	1:D:766:PHE:CE1	2.48	0.49
1:D:854:ALA:C	1:D:855:VAL:HG23	2.33	0.49
1:D:1067:SER:CB	1:D:1073:PRO:HG2	2.42	0.49
1:D:1162:CYS:O	1:D:1165:ALA:N	2.46	0.49
2:E:129:ASP:HB2	2:F:99:PHE:O	2.12	0.49
2:E:183:GLU:CG	2:E:216:HIS:CD2	2.96	0.49
2:F:128:VAL:HG12	2:F:129:ASP:N	2.27	0.49
2:F:246:ARG:HD3	2:F:246:ARG:N	2.27	0.49
2:F:344:ARG:HA	2:F:347:LEU:CD1	2.39	0.49
2:F:466:MET:O	2:F:467:HIS:C	2.50	0.49
1:A:196:VAL:CB	1:A:401:TRP:CZ3	2.86	0.49
1:A:212:ALA:H	1:A:221:TYR:HA	1.78	0.49
1:A:215:ILE:O	1:A:216:SER:C	2.51	0.49
1:A:355:SER:O	1:A:407:PHE:CZ	2.66	0.49
1:A:616:GLU:C	1:A:725:PRO:HG3	2.33	0.49
1:A:732:TYR:CE1	1:A:755:LYS:CG	2.95	0.49
1:A:776:ASP:OD1	1:A:777:GLY:N	2.46	0.49
1:A:900:ALA:C	1:A:915:ALA:HB1	2.32	0.49
1:A:992:LEU:HD13	1:A:993:ARG:N	2.26	0.49
2:B:67:GLU:HB3	2:B:70:LEU:CD1	2.43	0.49
2:B:128:VAL:HG21	2:B:208:LEU:HD12	1.94	0.49
2:B:280:ASP:HB3	2:B:281:GLU:HB2	1.93	0.49
2:B:432:TYR:HA	2:B:437:ILE:HD12	1.95	0.49
2:B:450:ASN:HD22	2:B:452:LEU:CD2	2.22	0.49
1:D:177:ARG:CB	1:D:218:SER:HB3	2.26	0.49
1:D:374:ARG:HH11	1:D:374:ARG:CG	2.25	0.49
1:D:374:ARG:NE	1:D:392:LEU:HG	2.27	0.49
1:D:439:GLN:CG	1:D:835:GLY:HA3	2.40	0.49
1:D:453:GLU:O	1:D:457:ARG:N	2.46	0.49
1:D:483:PRO:HG3	1:D:712:VAL:HG13	1.95	0.49
1:D:493:GLN:HG2	1:D:494:GLU:N	2.28	0.49
1:D:513:LEU:HB2	1:D:568:GLY:CA	2.32	0.49
1:D:515:ILE:HG12	1:D:568:GLY:O	2.13	0.49
1:D:564:GLN:O	1:D:565:HIS:C	2.51	0.49
1:D:656:TYR:CA	1:D:659:HIS:CE1	2.95	0.49
1:D:791:ALA:C	1:D:792:LEU:HD12	2.32	0.49
1:D:801:TRP:CH2	1:D:805:HIS:ND1	2.75	0.49
1:D:873:GLU:OE1	1:D:1200:PRO:HG3	2.13	0.49
1:D:950:ASN:OD1	1:D:953:ARG:HD2	2.13	0.49
1:D:959:GLN:HG2	1:D:983:GLN:NE2	2.27	0.49
1:D:1065:ALA:O	1:D:1073:PRO:CG	2.59	0.49

Continued on next page...

Continued from previous page...

Atom-1	Atom-2	Interatomic distance (Å)	Clash overlap (Å)
2:E:113:GLU:HG3	2:E:378:LEU:CD1	2.42	0.49
2:E:325:ARG:HG2	2:E:330:ASN:N	2.27	0.49
2:F:354:PHE:O	2:F:354:PHE:CD2	2.66	0.49
2:F:385:LEU:CD2	2:F:402:LEU:HD23	2.42	0.49
2:F:432:TYR:HB3	2:F:437:ILE:CD1	2.41	0.49
1:A:214:ALA:CA	1:A:401:TRP:HZ2	2.20	0.49
1:A:233:TYR:O	1:A:234:SER:HB2	2.13	0.49
1:A:274:ASP:O	1:A:277:HIS:N	2.45	0.49
1:A:369:PRO:O	1:A:371:LYS:O	2.31	0.49
1:A:421:PRO:CG	1:A:422:VAL:H	2.26	0.49
1:A:438:ASN:C	1:A:440:ASN:N	2.64	0.49
1:A:548:CYS:O	1:A:552:LEU:HG	2.12	0.49
1:A:616:GLU:O	1:A:725:PRO:HD3	2.13	0.49
1:A:618:HIS:HB3	1:A:725:PRO:HB2	1.90	0.49
1:A:730:PRO:HG3	1:A:760:CYS:C	2.33	0.49
2:B:403:PHE:CD1	2:B:415:PRO:HD3	2.48	0.49
2:C:203:ARG:O	2:C:204:LEU:HB3	2.09	0.49
2:C:243:THR:CG2	2:C:247:THR:OG1	2.61	0.49
2:C:306:LEU:HG	2:C:335:VAL:CG2	2.43	0.49
2:C:351:TYR:CA	2:C:355:GLN:HB2	2.42	0.49
2:C:357:THR:HA	2:C:370:LYS:HZ3	1.73	0.49
2:C:389:ARG:NE	2:C:390:GLY:N	2.60	0.49
2:C:416:GLY:HA2	2:C:419:GLU:HB2	1.93	0.49
1:D:259:ARG:NE	1:D:259:ARG:CA	2.72	0.49
1:D:267:VAL:CG2	1:D:291:PHE:HE2	2.23	0.49
1:D:412:PRO:CG	1:D:413:LEU:N	2.76	0.49
1:D:455:LEU:O	1:D:459:MET:HB2	2.12	0.49
1:D:546:ARG:NH2	2:F:408:GLU:OE2	2.45	0.49
1:D:630:ASN:HD21	1:D:632:ALA:HB2	1.76	0.49
2:E:67:GLU:CD	2:E:67:GLU:N	2.67	0.49
2:E:67:GLU:CG	2:E:70:LEU:HD11	2.37	0.49
2:E:268:MET:SD	2:E:373:LYS:HD3	2.52	0.49
2:F:130:ALA:O	2:F:131:LEU:HD13	2.13	0.49
2:F:208:LEU:CD2	2:F:242:PHE:CE2	2.93	0.49
2:F:293:PHE:C	2:F:295:TRP:H	2.17	0.49
2:F:363:ARG:CZ	2:F:363:ARG:CB	2.90	0.49
2:F:435:MET:O	2:F:435:MET:SD	2.71	0.49
1:A:301:ILE:CG2	1:A:302:SER:H	2.26	0.49
1:A:371:LYS:O	1:A:372:GLU:HG2	2.13	0.49
1:A:384:ASP:O	1:A:387:GLU:HG3	2.12	0.49
1:A:410:GLN:O	1:A:414:PHE:CE2	2.66	0.49

Continued on next page...

Continued from previous page...

Atom-1	Atom-2	Interatomic distance (Å)	Clash overlap (Å)
1:A:436:PRO:HB2	1:A:879:GLN:HE21	1.78	0.49
1:A:614:TYR:CE2	1:A:620:TRP:CE3	3.01	0.49
1:A:789:PRO:O	1:A:793:GLU:CG	2.61	0.49
1:A:848:GLY:C	1:A:849:THR:O	2.49	0.49
1:A:879:GLN:CB	1:A:1189:LEU:HD21	2.43	0.49
1:A:914:THR:OG1	1:A:999:ASP:CB	2.60	0.49
1:A:1024:ASP:HA	1:A:1026:ARG:CZ	2.43	0.49
1:A:1064:ILE:HD12	1:A:1064:ILE:N	2.27	0.49
2:B:217:PRO:CB	2:B:232:GLY:H	2.26	0.49
2:C:70:LEU:C	2:C:70:LEU:HD13	2.33	0.49
2:C:336:LEU:HD23	2:C:337:SER:CA	2.43	0.49
2:C:375:HIS:CD2	2:C:377:CYS:HB2	2.47	0.49
2:C:407:LEU:C	2:C:407:LEU:CD2	2.81	0.49
1:D:169:TRP:O	1:D:169:TRP:CG	2.66	0.49
1:D:279:ARG:CG	1:D:841:LEU:HB3	2.43	0.49
1:D:297:MET:HG2	1:D:411:LEU:CD1	2.43	0.49
1:D:406:VAL:O	1:D:410:GLN:HB2	2.12	0.49
1:D:505:LYS:O	1:D:506:GLU:HB3	2.13	0.49
1:D:649:TYR:CE2	1:D:652:ILE:HG21	2.47	0.49
1:D:749:PHE:N	1:D:749:PHE:CD1	2.80	0.49
1:D:807:ARG:HH22	1:D:1061:LEU:HD12	1.78	0.49
1:D:907:PHE:N	1:D:907:PHE:CD1	2.80	0.49
1:D:1026:ARG:O	1:D:1029:GLN:HB2	2.13	0.49
1:D:1141:VAL:N	1:D:1146:ARG:NH2	2.57	0.49
1:D:1208:ARG:HH22	2:F:285:LYS:HD2	1.72	0.49
2:F:115:TRP:CD1	2:F:119:VAL:HG21	2.48	0.49
2:F:341:ASP:OD1	2:F:342:LEU:N	2.41	0.49
2:F:342:LEU:HB3	2:F:344:ARG:HD3	1.92	0.49
1:A:127:LEU:HD23	1:A:128:PRO:CD	2.37	0.48
1:A:175:TRP:HB2	1:A:184:ALA:N	2.27	0.48
1:A:201:VAL:HG22	1:A:208:CYS:C	2.33	0.48
1:A:214:ALA:HA	1:A:401:TRP:CH2	2.47	0.48
1:A:461:LYS:O	1:A:462:SER:C	2.52	0.48
1:A:549:LEU:CD1	2:C:401:GLY:HA3	2.43	0.48
1:A:564:GLN:CA	1:A:564:GLN:NE2	2.75	0.48
1:A:605:LEU:N	1:A:717:LEU:HD21	2.27	0.48
1:A:656:TYR:CD1	1:A:744:ILE:CD1	2.92	0.48
1:A:744:ILE:HG12	1:A:745:PRO:HD2	1.94	0.48
1:A:754:HIS:CE1	1:A:762:VAL:HA	2.48	0.48
1:A:1024:ASP:O	1:A:1026:ARG:CD	2.61	0.48
1:A:1164:PHE:O	1:A:1168:LEU:HG	2.12	0.48

Continued on next page...

Continued from previous page...

Atom-1	Atom-2	Interatomic distance (Å)	Clash overlap (Å)
2:B:81:GLY:CA	2:B:86:LEU:HD11	2.44	0.48
2:B:182:ARG:O	2:B:215:PHE:N	2.46	0.48
2:B:205:PRO:CG	2:B:241:TRP:HE1	2.26	0.48
2:B:217:PRO:CB	2:B:231:ILE:HB	2.43	0.48
2:B:387:VAL:CG1	2:B:396:ARG:HB2	2.43	0.48
2:C:127:PRO:CD	2:C:209:ALA:C	2.76	0.48
2:C:145:PHE:O	2:C:146:ARG:CG	2.61	0.48
2:C:243:THR:N	2:C:334:CYS:H	2.11	0.48
2:C:325:ARG:NH1	2:C:325:ARG:CG	2.70	0.48
1:D:113:TRP:HZ3	1:D:116:PRO:HD2	1.76	0.48
1:D:192:GLU:OE2	1:D:258:GLN:NE2	2.46	0.48
1:D:281:GLN:HA	1:D:284:ILE:HD11	1.95	0.48
1:D:301:ILE:HG22	1:D:302:SER:N	2.28	0.48
1:D:306:SER:HB2	1:D:1058:PHE:CZ	2.48	0.48
1:D:768:LYS:H	1:D:772:PRO:HD3	1.77	0.48
1:D:920:THR:OG1	1:D:921:LEU:HD12	2.13	0.48
1:D:1069:ILE:CG2	1:D:1070:PRO:N	2.74	0.48
2:E:407:LEU:CA	2:E:411:ILE:O	2.61	0.48
2:F:88:ARG:HB3	2:F:88:ARG:CZ	2.42	0.48
2:F:127:PRO:CD	2:F:210:GLN:CB	2.72	0.48
1:A:659:HIS:CD2	1:A:720:THR:HG22	2.48	0.48
1:A:789:PRO:HA	1:A:792:LEU:CD1	2.38	0.48
1:A:853:ARG:NH2	1:A:1105:ALA:HB1	2.28	0.48
1:A:916:PHE:CD1	1:A:919:MET:CB	2.96	0.48
1:A:967:MET:CG	1:A:978:ALA:HB2	2.43	0.48
1:A:1016:GLU:OE2	1:A:1022:LEU:HD21	2.14	0.48
1:A:1156:THR:O	1:A:1160:THR:OG1	2.31	0.48
2:B:234:LYS:CG	2:B:341:ASP:OD2	2.61	0.48
2:C:203:ARG:HG2	2:C:325:ARG:NE	2.28	0.48
2:C:251:TRP:HE3	2:C:254:PHE:HB3	1.78	0.48
2:C:357:THR:O	2:C:359:ASN:N	2.43	0.48
2:C:385:LEU:O	2:C:416:GLY:CA	2.54	0.48
1:D:192:GLU:CD	1:D:258:GLN:NE2	2.66	0.48
1:D:274:ASP:O	1:D:278:ILE:HG12	2.13	0.48
1:D:549:LEU:N	1:D:551:LYS:CD	2.75	0.48
1:D:592:LEU:H	1:D:592:LEU:HD12	1.77	0.48
1:D:712:VAL:O	1:D:712:VAL:HG12	2.13	0.48
1:D:849:THR:CG2	1:D:851:THR:HB	2.43	0.48
1:D:887:VAL:CG2	1:D:1146:ARG:NH1	2.76	0.48
1:D:987:ALA:O	1:D:991:GLY:CA	2.61	0.48
1:D:1212:ILE:HD12	1:D:1213:PRO:HD3	1.94	0.48

Continued on next page...

Continued from previous page...

Atom-1	Atom-2	Interatomic distance (Å)	Clash overlap (Å)
2:E:306:LEU:HB2	2:E:335:VAL:CG1	2.43	0.48
2:F:125:VAL:CG2	2:F:208:LEU:CA	2.75	0.48
2:F:264:ARG:HA	2:F:270:PRO:CB	2.43	0.48
2:F:308:ASP:OD2	2:F:334:CYS:HA	2.12	0.48
2:F:395:LEU:CB	2:F:443:VAL:CG2	2.86	0.48
1:A:347:TRP:O	1:A:348:LEU:O	2.31	0.48
1:A:422:VAL:O	1:A:423:THR:C	2.49	0.48
1:A:449:GLN:CA	1:A:452:TYR:CE1	2.95	0.48
1:A:556:THR:HG23	2:C:452:LEU:CD2	2.43	0.48
1:A:560:PRO:CG	2:C:452:LEU:HD21	2.43	0.48
1:A:610:PHE:HB3	1:A:671:GLN:OE1	2.13	0.48
1:A:788:GLY:HA2	1:A:791:ALA:CB	2.43	0.48
1:A:866:ARG:HB3	1:A:867:PRO:CD	2.35	0.48
1:A:907:PHE:O	1:A:908:ALA:HB3	2.14	0.48
1:A:1027:LYS:O	1:A:1031:GLU:HB2	2.13	0.48
1:A:1198:LYS:HG3	1:A:1204:THR:HG23	1.89	0.48
1:A:1200:PRO:O	1:A:1201:SER:C	2.51	0.48
2:B:87:SER:O	2:B:89:ASP:N	2.46	0.48
2:B:234:LYS:HB3	2:B:341:ASP:OD2	2.14	0.48
2:B:236:GLU:CG	2:B:341:ASP:CB	2.91	0.48
2:B:259:ARG:HD2	2:B:262:TRP:CG	2.49	0.48
2:B:391:PRO:HD2	2:B:392:THR:H	1.78	0.48
2:B:400:GLN:NE2	2:B:417:TYR:CB	2.77	0.48
2:C:342:LEU:HD23	2:C:342:LEU:O	2.13	0.48
2:C:371:VAL:CG2	2:C:433:ASP:O	2.62	0.48
2:C:395:LEU:HD21	2:C:443:VAL:C	2.34	0.48
2:C:454:HIS:CA	2:C:466:MET:O	2.61	0.48
1:D:423:THR:HG22	1:D:424:LEU:HD23	1.95	0.48
1:D:432:VAL:O	1:D:433:SER:O	2.31	0.48
1:D:484:TRP:NE1	1:D:488:LEU:HD11	2.28	0.48
1:D:791:ALA:O	1:D:795:ASN:ND2	2.38	0.48
1:D:993:ARG:C	1:D:993:ARG:HD3	2.34	0.48
1:D:1003:TRP:CH2	1:D:1101:VAL:HG22	2.48	0.48
1:D:1141:VAL:O	1:D:1142:ARG:C	2.52	0.48
1:D:1155:ILE:O	1:D:1156:THR:C	2.52	0.48
2:F:257:ARG:O	2:F:261:GLN:OE1	2.31	0.48
2:F:289:LEU:O	2:F:299:LEU:O	2.32	0.48
2:F:335:VAL:HG13	2:F:335:VAL:O	2.13	0.48
1:A:235:TRP:HD1	1:A:236:THR:HG1	1.61	0.48
1:A:275:ARG:O	1:A:278:ILE:HB	2.14	0.48
1:A:301:ILE:O	1:A:1024:ASP:OD2	2.32	0.48

Continued on next page...

Continued from previous page...

Atom-1	Atom-2	Interatomic distance (Å)	Clash overlap (Å)
1:A:309:ARG:C	1:A:313:ILE:HG23	2.31	0.48
1:A:393:MET:CE	1:A:396:CYS:SG	3.02	0.48
1:A:490:TRP:CA	1:A:580:LEU:HB2	2.41	0.48
1:A:596:MET:O	1:A:597:ARG:C	2.51	0.48
1:A:638:THR:HG23	1:A:642:SER:HG	1.75	0.48
1:A:793:GLU:O	1:A:797:MET:HG3	2.13	0.48
1:A:863:SER:O	1:A:875:LYS:HD2	2.14	0.48
1:A:930:ASP:OD2	1:A:930:ASP:O	2.32	0.48
1:A:960:PRO:HD2	1:A:961:PHE:CD1	2.48	0.48
1:A:992:LEU:HB2	1:A:997:LEU:CB	2.43	0.48
1:A:1029:GLN:H	1:A:1029:GLN:HG3	1.16	0.48
1:A:1196:ASP:OD2	1:A:1197:CYS:N	2.46	0.48
1:A:1219:ASP:C	1:A:1220:ILE:HD12	2.34	0.48
2:B:200:VAL:HB	2:B:203:ARG:HG2	1.95	0.48
2:B:309:HIS:CB	2:B:312:LEU:HB2	2.43	0.48
2:B:418:LEU:O	2:B:419:GLU:C	2.50	0.48
2:B:419:GLU:HA	2:C:203:ARG:HD2	1.95	0.48
2:C:99:PHE:HB2	2:C:103:GLY:HA3	1.95	0.48
1:D:110:HIS:O	1:D:112:LEU:HD12	2.13	0.48
1:D:376:LEU:HD12	1:D:379:LYS:NZ	2.28	0.48
1:D:407:PHE:CE1	1:D:411:LEU:HD11	2.49	0.48
1:D:473:LEU:HA	2:F:461:THR:CG2	2.44	0.48
1:D:512:LYS:HE2	1:D:514:PRO:HD3	1.95	0.48
1:D:623:LEU:HD23	1:D:623:LEU:H	1.78	0.48
1:D:1008:LEU:C	1:D:1011:PRO:CD	2.79	0.48
1:D:1191:LYS:HE2	1:D:1191:LYS:HA	1.95	0.48
2:E:69:LEU:O	2:E:70:LEU:C	2.50	0.48
2:E:456:ARG:CA	2:E:462:MET:O	2.57	0.48
2:E:471:LEU:HA	2:E:474:PHE:HB3	1.95	0.48
2:F:196:CYS:O	2:F:199:LEU:CB	2.61	0.48
2:F:254:PHE:HA	2:F:257:ARG:CD	2.43	0.48
2:F:371:VAL:CG2	2:F:433:ASP:HB3	2.43	0.48
2:F:459:ASP:C	2:F:460:THR:HG22	2.34	0.48
2:F:471:LEU:CA	2:F:474:PHE:HB3	2.42	0.48
1:A:278:ILE:HG22	1:A:278:ILE:O	2.14	0.48
1:A:389:PHE:CG	1:A:390:GLN:N	2.82	0.48
1:A:421:PRO:HG2	1:A:422:VAL:CG2	2.43	0.48
1:A:549:LEU:HD11	2:C:401:GLY:HA3	1.94	0.48
1:A:570:PRO:HG2	1:A:571:GLY:H	1.78	0.48
1:A:1026:ARG:HG2	1:A:1029:GLN:CD	2.33	0.48
2:B:134:LYS:NZ	2:B:137:PRO:HD2	2.29	0.48

Continued on next page...

Continued from previous page...

Atom-1	Atom-2	Interatomic distance (Å)	Clash overlap (Å)
2:B:277:ASP:HA	2:B:287:ASN:OD1	2.12	0.48
2:C:248:SER:OG	2:C:249:ASN:N	2.46	0.48
2:C:306:LEU:HG	2:C:335:VAL:HG21	1.94	0.48
2:C:346:MET:O	2:C:350:LEU:CD1	2.62	0.48
2:C:399:CYS:SG	2:C:417:TYR:CG	3.07	0.48
2:C:440:THR:O	2:C:457:SER:CB	2.61	0.48
1:D:248:GLU:OE1	1:D:250:PRO:HD2	2.12	0.48
1:D:277:HIS:HB3	1:D:291:PHE:CZ	2.48	0.48
1:D:347:TRP:CZ2	1:D:1030:ARG:NH1	2.82	0.48
1:D:547:ALA:CA	1:D:551:LYS:CE	2.88	0.48
1:D:634:LEU:HD22	1:D:635:PRO:CD	2.34	0.48
1:D:776:ASP:CA	1:D:796:LYS:NZ	2.76	0.48
1:D:920:THR:CG2	1:D:922:GLN:CD	2.82	0.48
1:D:946:ALA:CA	1:D:949:PHE:CE2	2.83	0.48
1:D:1015:THR:HG21	1:D:1026:ARG:HB3	1.95	0.48
1:D:1060:LYS:O	1:D:1063:SER:O	2.31	0.48
1:D:1131:ILE:HD11	1:D:1138:ARG:O	2.13	0.48
1:D:1133:ILE:HB	1:D:1136:GLU:CB	2.12	0.48
2:E:101:PRO:HG3	2:F:128:VAL:CG2	2.43	0.48
2:E:267:ALA:O	2:E:270:PRO:HD3	2.13	0.48
2:E:380:PRO:CA	2:E:438:LEU:CD1	2.92	0.48
2:E:382:LYS:O	2:E:383:VAL:HG23	2.13	0.48
2:E:386:ASP:O	2:E:387:VAL:HG13	2.14	0.48
2:E:448:LEU:O	2:E:449:GLU:C	2.52	0.48
2:F:86:LEU:O	2:F:91:LEU:HB2	2.13	0.48
2:F:127:PRO:HG2	2:F:128:VAL:N	2.28	0.48
2:F:241:TRP:CB	2:F:336:LEU:CD1	2.59	0.48
2:F:265:LYS:HG3	2:F:485:VAL:HG11	1.95	0.48
2:F:360:SER:HA	2:F:363:ARG:CG	2.44	0.48
2:F:415:PRO:CB	2:F:417:TYR:CE2	2.91	0.48
1:A:176:THR:O	1:A:220:TRP:CZ3	2.66	0.48
1:A:214:ALA:N	1:A:401:TRP:CZ2	2.82	0.48
1:A:267:VAL:HG12	1:A:269:HIS:CE1	2.49	0.48
1:A:269:HIS:O	1:A:294:THR:N	2.45	0.48
1:A:274:ASP:C	1:A:276:ALA:H	2.12	0.48
1:A:400:VAL:C	1:A:403:THR:HG23	2.33	0.48
1:A:556:THR:O	1:A:559:LEU:HB3	2.13	0.48
1:A:640:LEU:N	1:A:640:LEU:CD2	2.64	0.48
1:A:783:PRO:HG2	2:C:363:ARG:HD2	1.96	0.48
1:A:914:THR:N	1:A:918:TRP:HB2	2.29	0.48
1:A:996:ARG:CZ	1:A:1003:TRP:CB	2.87	0.48

Continued on next page...

Continued from previous page...

Atom-1	Atom-2	Interatomic distance (Å)	Clash overlap (Å)
1:A:1006:ARG:HA	1:A:1006:ARG:HH11	1.62	0.48
2:B:80:SER:N	2:B:100:GLY:HA3	2.29	0.48
2:B:90:SER:CA	2:B:93:SER:OG	2.59	0.48
2:B:116:THR:O	2:B:121:PHE:CD2	2.63	0.48
2:C:90:SER:HA	2:C:93:SER:OG	2.13	0.48
2:C:127:PRO:CD	2:C:210:GLN:CB	2.78	0.48
2:C:131:LEU:O	2:C:182:ARG:HD3	2.13	0.48
2:C:375:HIS:HB3	2:C:378:LEU:HD22	1.94	0.48
1:D:253:ALA:O	1:D:254:SER:CB	2.60	0.48
1:D:375:GLU:O	1:D:379:LYS:CG	2.55	0.48
1:D:410:GLN:O	1:D:414:PHE:HD2	1.97	0.48
1:D:439:GLN:C	1:D:441:TRP:N	2.66	0.48
1:D:604:ALA:CA	1:D:613:HIS:HE1	2.11	0.48
1:D:829:PRO:O	1:D:829:PRO:HD2	2.14	0.48
1:D:869:ARG:CA	1:D:1200:PRO:CB	2.91	0.48
1:D:1193:VAL:CG2	1:D:1215:GLY:H	2.26	0.48
1:D:1208:ARG:NH1	2:F:285:LYS:CD	2.57	0.48
2:E:191:GLU:HG3	2:E:192:HIS:CD2	2.49	0.48
2:E:346:MET:SD	2:E:346:MET:C	2.91	0.48
2:E:347:LEU:C	2:E:350:LEU:HB3	2.34	0.48
2:E:407:LEU:C	2:E:409:ASN:N	2.67	0.48
2:E:429:TYR:C	2:E:431:LYS:N	2.64	0.48
2:F:126:PHE:C	2:F:128:VAL:N	2.59	0.48
2:F:146:ARG:HB2	2:F:228:VAL:HG11	1.95	0.48
2:F:266:PHE:HB2	2:F:349:TYR:OH	2.14	0.48
2:F:414:TRP:N	2:F:415:PRO:HD2	2.28	0.48
1:A:106:HIS:O	1:A:113:TRP:NE1	2.32	0.48
1:A:128:PRO:N	1:A:129:PRO:CD	2.76	0.48
1:A:165:LYS:CG	1:A:178:TYR:HB2	2.44	0.48
1:A:358:LEU:N	1:A:358:LEU:HD23	2.28	0.48
1:A:414:PHE:CA	1:A:417:ARG:HB2	2.44	0.48
1:A:954:ILE:HG22	1:A:955:TYR:N	2.28	0.48
1:A:1157:ASN:HB3	1:A:1161:ARG:NH1	2.28	0.48
2:B:110:LEU:O	2:B:111:ALA:C	2.52	0.48
2:B:245:PRO:O	2:B:248:SER:HB3	2.14	0.48
2:B:336:LEU:HG	2:B:337:SER:H	1.79	0.48
2:C:193:TYR:OH	2:C:333:PRO:HG3	2.13	0.48
2:C:239:LEU:CA	2:C:338:VAL:HG12	2.41	0.48
1:D:102:ARG:O	1:D:106:HIS:HD2	1.96	0.48
1:D:168:ALA:O	1:D:169:TRP:C	2.52	0.48
1:D:316:LYS:HZ1	1:D:348:LEU:HD23	1.76	0.48

Continued on next page...

Continued from previous page...

Atom-1	Atom-2	Interatomic distance (Å)	Clash overlap (Å)
1:D:779:LEU:HD22	1:D:780:GLN:HA	1.94	0.48
1:D:829:PRO:O	1:D:830:ASP:OD2	2.32	0.48
1:D:860:LEU:CD2	1:D:1133:ILE:HD12	2.44	0.48
1:D:868:ASP:OD1	1:D:1199:THR:HB	2.14	0.48
1:D:923:GLY:O	1:D:931:LEU:HD11	2.12	0.48
1:D:1133:ILE:HG22	1:D:1134:HIS:HD2	1.79	0.48
1:D:1159:LEU:O	1:D:1162:CYS:HB2	2.14	0.48
1:D:1222:GLN:O	1:D:1226:LEU:CD2	2.55	0.48
2:E:120:VAL:HG22	2:F:407:LEU:CD2	2.43	0.48
2:E:203:ARG:CZ	2:F:418:LEU:HD13	2.43	0.48
2:E:243:THR:CG2	2:E:248:SER:HA	2.44	0.48
2:E:247:THR:HG23	2:E:250:GLN:HG3	1.96	0.48
2:E:294:PRO:HD2	2:E:351:TYR:CD2	2.49	0.48
2:E:389:ARG:NH2	2:E:391:PRO:C	2.67	0.48
2:F:190:LEU:O	2:F:193:TYR:CB	2.49	0.48
2:F:347:LEU:CD1	2:F:347:LEU:N	2.77	0.48
1:A:79:LEU:HB3	1:A:83:LEU:HD21	1.96	0.48
1:A:287:SER:O	1:A:288:ARG:NE	2.47	0.48
1:A:377:PHE:O	1:A:378:VAL:CB	2.61	0.48
1:A:423:THR:O	1:A:427:MET:HG2	2.13	0.48
1:A:547:ALA:HA	1:A:550:GLN:OE1	2.14	0.48
1:A:626:GLY:O	1:A:627:ARG:HB3	2.13	0.48
1:A:727:ASP:O	1:A:728:THR:OG1	2.31	0.48
1:A:795:ASN:ND2	1:A:796:LYS:HG3	2.28	0.48
1:A:822:PRO:O	1:A:823:ARG:HB3	2.14	0.48
1:A:867:PRO:HG2	1:A:1067:SER:OG	2.12	0.48
1:A:1144:GLU:HG3	1:A:1145:ASP:OD1	2.14	0.48
1:A:1224:ILE:HD12	1:A:1224:ILE:C	2.33	0.48
2:B:285:LYS:O	2:B:305:ASN:HB2	2.13	0.48
2:C:70:LEU:O	2:C:73:CYS:HB2	2.14	0.48
2:C:190:LEU:CB	2:C:314:MET:HE1	2.44	0.48
2:C:246:ARG:C	2:C:248:SER:N	2.59	0.48
2:C:327:GLY:O	2:C:328:ARG:HB3	2.14	0.48
2:C:397:GLN:O	2:C:399:CYS:N	2.46	0.48
2:C:419:GLU:CG	2:C:432:TYR:OH	2.61	0.48
2:C:435:MET:CE	2:C:435:MET:CA	2.84	0.48
1:D:293:ASP:C	1:D:296:SER:HB3	2.34	0.48
1:D:297:MET:HG2	1:D:411:LEU:HD13	1.96	0.48
1:D:520:ALA:N	1:D:521:PRO:HD3	2.28	0.48
1:D:575:LYS:HG2	1:D:581:ASP:O	2.14	0.48
1:D:624:VAL:C	1:D:745:PRO:O	2.52	0.48

Continued on next page...

Continued from previous page...

Atom-1	Atom-2	Interatomic distance (Å)	Clash overlap (Å)
1:D:630:ASN:C	1:D:630:ASN:ND2	2.67	0.48
1:D:633:LYS:HD3	1:D:638:THR:HG21	1.92	0.48
1:D:886:LEU:HA	1:D:1146:ARG:NH2	2.28	0.48
1:D:1005:VAL:HG23	1:D:1006:ARG:N	2.28	0.48
1:D:1058:PHE:CD2	1:D:1059:ASN:N	2.82	0.48
2:E:105:GLU:O	2:E:109:ASN:OD1	2.31	0.48
2:E:120:VAL:HG12	2:E:121:PHE:HD1	1.79	0.48
2:E:194:VAL:CG1	2:E:195:ASN:H	2.26	0.48
2:E:203:ARG:NH2	2:F:418:LEU:HD11	2.29	0.48
2:E:332:VAL:N	2:E:333:PRO:CD	2.76	0.48
2:F:88:ARG:CB	2:F:88:ARG:CZ	2.91	0.48
2:F:239:LEU:HB3	2:F:338:VAL:HG13	1.96	0.48
2:F:245:PRO:C	2:F:248:SER:HB2	2.32	0.48
2:F:351:TYR:O	2:F:355:GLN:HB2	2.10	0.48
2:F:353:SER:OG	2:F:354:PHE:N	2.47	0.48
2:F:375:HIS:CD2	2:F:377:CYS:HB2	2.49	0.48
2:F:416:GLY:HA2	2:F:419:GLU:HB2	1.95	0.48
1:A:304:LEU:HD23	1:A:1025:LEU:HD13	1.96	0.48
1:A:595:GLN:O	1:A:597:ARG:N	2.47	0.48
1:A:755:LYS:O	1:A:758:ASN:HA	2.14	0.48
1:A:807:ARG:C	1:A:810:SER:OG	2.53	0.48
1:A:879:GLN:HB2	1:A:1189:LEU:HD21	1.96	0.48
1:A:996:ARG:NH1	1:A:1000:GLU:O	2.25	0.48
1:A:1169:GLY:C	1:A:1170:LEU:HD12	2.34	0.48
2:B:453:ILE:H	2:B:453:ILE:CD1	2.24	0.48
2:C:84:GLN:C	2:C:86:LEU:N	2.67	0.48
2:C:303:LEU:HD12	2:C:339:ASN:OD1	2.14	0.48
2:C:399:CYS:SG	2:C:417:TYR:CD2	3.07	0.48
2:C:456:ARG:CB	2:C:463:LYS:HB3	2.44	0.48
1:D:256:PRO:CG	1:D:281:GLN:HA	2.44	0.48
1:D:454:GLU:CA	1:D:457:ARG:HG3	2.43	0.48
1:D:671:GLN:NE2	1:D:671:GLN:CA	2.75	0.48
1:D:895:GLU:C	1:D:895:GLU:CD	2.73	0.48
1:D:900:ALA:O	1:D:915:ALA:CB	2.62	0.48
1:D:1207:GLU:C	1:D:1210:TYR:CD2	2.86	0.48
2:E:441:VAL:HG22	2:E:455:LEU:HB3	1.96	0.48
2:F:217:PRO:CB	2:F:219:PHE:CE1	2.90	0.48
2:F:243:THR:CA	2:F:334:CYS:HB2	2.44	0.48
2:F:290:TYR:CD1	2:F:299:LEU:HD22	2.49	0.48
2:F:372:LEU:HD11	2:F:436:SER:OG	2.11	0.48
2:F:387:VAL:HG11	2:F:396:ARG:HA	1.96	0.48

Continued on next page...

Continued from previous page...

Atom-1	Atom-2	Interatomic distance (Å)	Clash overlap (Å)
2:F:402:LEU:C	2:F:406:LEU:HD22	2.35	0.48
1:A:121:PRO:O	1:A:1175:GLN:NE2	2.35	0.48
1:A:210:THR:HB	1:A:224:CYS:SG	2.53	0.48
1:A:301:ILE:HD11	1:A:414:PHE:HB3	1.96	0.48
1:A:346:ASP:HB3	1:A:1040:LYS:HZ2	1.67	0.48
1:A:445:LEU:C	1:A:448:ALA:HB3	2.33	0.48
1:A:483:PRO:HB3	1:A:712:VAL:CG1	2.42	0.48
1:A:605:LEU:O	1:A:781:ALA:HB3	2.14	0.48
1:A:624:VAL:HG21	1:A:747:CYS:SG	2.54	0.48
1:A:658:LYS:O	1:A:660:CYS:N	2.47	0.48
1:A:764:SER:O	1:A:767:ALA:HB2	2.13	0.48
1:A:916:PHE:O	1:A:920:THR:CA	2.62	0.48
1:A:1054:GLU:O	1:A:1058:PHE:CD2	2.65	0.48
2:B:74:GLN:HE21	2:B:77:HIS:CD2	2.32	0.48
2:B:213:VAL:HA	2:B:235:THR:CA	2.43	0.48
2:B:313:HIS:O	2:B:316:PRO:CD	2.55	0.48
2:B:315:TYR:CB	2:B:322:LEU:HD11	2.44	0.48
2:B:437:ILE:O	2:B:458:ARG:CZ	2.62	0.48
2:B:450:ASN:ND2	2:B:452:LEU:HD23	2.24	0.48
2:C:74:GLN:CG	2:C:75:ARG:N	2.76	0.48
2:C:78:PHE:CD2	2:C:79:LEU:CD2	2.97	0.48
2:C:306:LEU:H	2:C:335:VAL:HG21	1.77	0.48
1:D:73:PRO:HG2	1:D:90:GLN:HG2	1.90	0.48
1:D:101:ARG:O	1:D:102:ARG:C	2.52	0.48
1:D:195:LEU:H	1:D:265:LEU:CG	2.27	0.48
1:D:195:LEU:HD21	1:D:217:PRO:HD2	1.96	0.48
1:D:242:ALA:CB	1:D:245:ILE:CG2	2.92	0.48
1:D:282:TYR:CE2	1:D:432:VAL:CA	2.93	0.48
1:D:282:TYR:CD2	1:D:432:VAL:O	2.66	0.48
1:D:282:TYR:O	1:D:285:GLN:HG2	2.12	0.48
1:D:450:GLY:O	1:D:454:GLU:HG3	2.14	0.48
1:D:456:GLN:O	1:D:460:LYS:CD	2.62	0.48
1:D:484:TRP:NE1	1:D:488:LEU:CD1	2.77	0.48
1:D:607:TRP:O	1:D:608:ASP:CG	2.51	0.48
1:D:741:ASP:OD1	1:D:741:ASP:N	2.47	0.48
1:D:743:ASP:HB2	1:D:744:ILE:CD1	2.43	0.48
1:D:1002:GLU:HG2	1:D:1003:TRP:H	1.79	0.48
1:D:1198:LYS:CA	1:D:1204:THR:CB	2.85	0.48
2:E:131:LEU:HD23	2:E:132:HIS:H	1.79	0.48
2:E:297:LYS:O	2:E:298:GLU:CB	2.62	0.48
2:F:86:LEU:O	2:F:87:SER:C	2.51	0.48

Continued on next page...

Continued from previous page...

Atom-1	Atom-2	Interatomic distance (Å)	Clash overlap (Å)
2:F:183:GLU:HA	2:F:183:GLU:OE2	2.14	0.48
2:F:243:THR:CB	2:F:334:CYS:HB2	2.44	0.48
2:F:368:HIS:O	2:F:368:HIS:CG	2.65	0.48
1:A:313:ILE:HG13	1:A:314:ALA:H	1.79	0.47
1:A:463:LEU:HD22	1:A:464:MET:N	2.29	0.47
1:A:526:ASP:OD2	1:A:526:ASP:C	2.52	0.47
1:A:620:TRP:C	1:A:748:TRP:HB2	2.35	0.47
1:A:756:ASP:OD1	1:A:756:ASP:N	2.47	0.47
1:A:795:ASN:HD21	1:A:796:LYS:HG3	1.78	0.47
1:A:900:ALA:CA	1:A:915:ALA:CB	2.80	0.47
1:A:972:ARG:C	1:A:974:THR:N	2.66	0.47
1:A:1006:ARG:O	1:A:1010:LEU:HB2	2.14	0.47
2:B:82:SER:H	2:B:85:GLN:HG3	1.78	0.47
2:B:196:CYS:O	2:B:197:LEU:C	2.53	0.47
2:B:261:GLN:O	2:B:261:GLN:CG	2.61	0.47
2:B:383:VAL:CG2	2:B:384:ALA:N	2.76	0.47
2:B:435:MET:O	2:B:436:SER:C	2.51	0.47
2:C:384:ALA:HB2	2:C:437:ILE:CD1	2.38	0.47
1:D:301:ILE:CG2	1:D:302:SER:N	2.77	0.47
1:D:308:GLN:NE2	1:D:1027:LYS:HZ1	2.10	0.47
1:D:497:GLN:OE1	1:D:516:GLU:O	2.32	0.47
1:D:904:ASP:OD1	1:D:904:ASP:N	2.34	0.47
1:D:1028:VAL:CG2	1:D:1096:ARG:CZ	2.89	0.47
1:D:1111:LEU:CD1	1:D:1111:LEU:H	2.27	0.47
2:E:86:LEU:CG	2:E:97:PRO:HD2	2.43	0.47
2:E:94:GLY:CA	2:E:234:LYS:HE2	2.43	0.47
2:E:270:PRO:CA	2:E:273:PHE:CD2	2.88	0.47
2:E:440:THR:HG22	2:E:441:VAL:N	2.29	0.47
2:E:448:LEU:C	2:E:448:LEU:CD2	2.82	0.47
2:F:90:SER:O	2:F:93:SER:OG	2.27	0.47
2:F:236:GLU:HB3	2:F:341:ASP:HB3	1.95	0.47
2:F:331:VAL:HG13	2:F:332:VAL:N	2.28	0.47
2:F:454:HIS:CA	2:F:466:MET:O	2.62	0.47
1:A:81:ARG:NH2	1:A:126:ARG:HA	2.29	0.47
1:A:226:GLN:CD	1:A:226:GLN:C	2.73	0.47
1:A:302:SER:HB2	1:A:351:SER:HB3	1.96	0.47
1:A:389:PHE:CB	1:A:393:MET:HG2	2.44	0.47
1:A:406:VAL:HG22	1:A:407:PHE:CD2	2.48	0.47
1:A:484:TRP:HH2	2:C:461:THR:O	1.97	0.47
1:A:503:VAL:HG21	1:A:521:PRO:C	2.35	0.47
1:A:601:LYS:CE	1:A:616:GLU:OE2	2.61	0.47

Continued on next page...

Continued from previous page...

Atom-1	Atom-2	Interatomic distance (Å)	Clash overlap (Å)
1:A:774:MET:CA	1:A:777:GLY:HA3	2.32	0.47
1:A:869:ARG:N	1:A:872:SER:HB2	2.28	0.47
1:A:1014:ARG:HB2	1:A:1026:ARG:NE	2.27	0.47
1:A:1136:GLU:N	1:A:1136:GLU:OE2	2.47	0.47
2:B:72:ILE:C	2:B:75:ARG:HG3	2.33	0.47
2:C:375:HIS:HD2	2:C:377:CYS:HB2	1.78	0.47
1:D:78:MET:HB2	1:D:1175:GLN:HB3	1.96	0.47
1:D:257:THR:O	1:D:258:GLN:C	2.53	0.47
1:D:293:ASP:HB3	1:D:296:SER:CB	2.42	0.47
1:D:357:ALA:O	1:D:359:VAL:N	2.47	0.47
1:D:389:PHE:HD1	1:D:389:PHE:C	2.16	0.47
1:D:420:HIS:ND1	1:D:421:PRO:CD	2.47	0.47
1:D:451:THR:O	1:D:454:GLU:HB2	2.13	0.47
1:D:459:MET:CB	1:D:460:LYS:NZ	2.77	0.47
1:D:485:LEU:HD12	1:D:489:GLU:CD	2.34	0.47
1:D:486:TRP:CZ3	1:D:598:VAL:CG2	2.97	0.47
1:D:607:TRP:HA	1:D:607:TRP:HE3	1.80	0.47
1:D:771:LEU:O	1:D:775:GLU:N	2.47	0.47
1:D:774:MET:HB3	1:D:779:LEU:CD1	2.44	0.47
1:D:877:MET:HE1	1:D:1203:PRO:HA	1.96	0.47
1:D:992:LEU:O	1:D:996:ARG:CZ	2.62	0.47
1:D:1008:LEU:C	1:D:1008:LEU:CD2	2.82	0.47
1:D:1044:VAL:O	1:D:1047:ARG:CB	2.62	0.47
1:D:1122:GLU:O	1:D:1123:PHE:CB	2.63	0.47
1:D:1221:TYR:CA	1:D:1224:ILE:CG2	2.73	0.47
2:E:389:ARG:HH21	2:E:390:GLY:C	2.17	0.47
2:E:431:LYS:CG	2:E:432:TYR:H	2.27	0.47
2:F:99:PHE:CD2	2:F:99:PHE:N	2.82	0.47
2:F:193:TYR:CZ	2:F:333:PRO:HG3	2.49	0.47
2:F:219:PHE:O	2:F:220:ASP:O	2.31	0.47
2:F:311:LEU:H	2:F:311:LEU:CD2	2.26	0.47
1:A:141:LEU:O	1:A:144:GLN:CB	2.63	0.47
1:A:275:ARG:HG2	1:A:843:GLN:HB2	1.95	0.47
1:A:372:GLU:C	1:A:374:ARG:O	2.52	0.47
1:A:373:PRO:HD2	1:A:374:ARG:HG2	1.94	0.47
1:A:374:ARG:C	1:A:376:LEU:H	2.17	0.47
1:A:383:LYS:O	1:A:386:ARG:NH1	2.48	0.47
1:A:462:SER:O	1:A:463:LEU:C	2.52	0.47
1:A:503:VAL:CG2	1:A:521:PRO:CA	2.82	0.47
1:A:587:PRO:O	1:A:588:GLY:O	2.31	0.47
1:A:596:MET:HB3	1:A:596:MET:HE2	1.59	0.47

Continued on next page...

Continued from previous page...

Atom-1	Atom-2	Interatomic distance (Å)	Clash overlap (Å)
1:A:670:PRO:HA	1:A:673:ALA:CB	2.44	0.47
1:A:753:PRO:HD2	1:A:770:PHE:CD2	2.49	0.47
1:A:958:GLY:HA2	1:A:986:TYR:CZ	2.49	0.47
1:A:1016:GLU:OE2	1:A:1016:GLU:N	2.46	0.47
2:B:305:ASN:C	2:B:307:GLY:H	2.17	0.47
2:B:386:ASP:OD1	2:B:387:VAL:HG22	2.14	0.47
2:B:469:SER:OG	2:B:470:LYS:N	2.46	0.47
2:C:239:LEU:C	2:C:338:VAL:CG1	2.82	0.47
2:C:364:LYS:CD	2:C:364:LYS:N	2.76	0.47
2:C:388:GLY:O	2:C:444:THR:CA	2.54	0.47
1:D:97:GLU:C	1:D:101:ARG:HG3	2.35	0.47
1:D:162:LEU:C	1:D:162:LEU:HD12	2.34	0.47
1:D:172:ALA:O	1:D:173:GLU:CB	2.62	0.47
1:D:247:LEU:HA	1:D:815:TRP:HB2	1.97	0.47
1:D:275:ARG:HH11	1:D:843:GLN:CG	2.20	0.47
1:D:384:ASP:OD1	1:D:384:ASP:N	2.42	0.47
1:D:459:MET:CA	1:D:460:LYS:HZ1	2.23	0.47
1:D:550:GLN:H	1:D:551:LYS:CE	2.21	0.47
1:D:633:LYS:HB3	1:D:638:THR:CB	2.44	0.47
1:D:656:TYR:HD1	1:D:744:ILE:CD1	2.24	0.47
1:D:900:ALA:O	1:D:915:ALA:HB2	2.14	0.47
1:D:923:GLY:HA2	1:D:931:LEU:CD1	2.44	0.47
1:D:1026:ARG:HG2	1:D:1026:ARG:O	2.14	0.47
1:D:1040:LYS:HA	1:D:1040:LYS:HE3	1.97	0.47
2:E:108:LYS:HG3	2:E:109:ASN:N	2.29	0.47
2:E:186:LEU:O	2:E:187:HIS:C	2.51	0.47
2:E:289:LEU:O	2:E:290:TYR:CG	2.68	0.47
2:E:425:LEU:C	2:E:428:LEU:HD11	2.34	0.47
2:F:82:SER:O	2:F:83:LYS:HB2	2.12	0.47
2:F:200:VAL:CG1	2:F:204:LEU:HD22	2.43	0.47
2:F:300:ILE:CG2	2:F:301:GLU:HG3	2.31	0.47
1:A:420:HIS:O	1:A:424:LEU:HD11	2.14	0.47
1:A:441:TRP:CE3	1:A:445:LEU:CD1	2.96	0.47
1:A:468:ASN:O	1:A:469:ASP:C	2.52	0.47
1:A:664:GLY:HA2	1:A:667:GLN:NE2	2.28	0.47
1:A:792:LEU:C	1:A:796:LYS:HD3	2.35	0.47
1:A:885:THR:CA	1:A:1146:ARG:HE	2.23	0.47
1:A:914:THR:HA	1:A:918:TRP:CB	2.29	0.47
1:A:951:TYR:O	1:A:955:TYR:CD1	2.67	0.47
1:A:1137:VAL:HG12	1:A:1139:TYR:CZ	2.48	0.47
2:B:336:LEU:HD23	2:B:337:SER:N	2.29	0.47

Continued on next page...

Continued from previous page...

Atom-1	Atom-2	Interatomic distance (Å)	Clash overlap (Å)
2:C:59:ALA:O	2:C:62:SER:OG	2.28	0.47
2:C:193:TYR:CD1	2:C:242:PHE:CE2	3.02	0.47
2:C:291:TYR:CG	2:C:348:ALA:HB1	2.50	0.47
2:C:314:MET:O	2:C:316:PRO:HD3	2.14	0.47
2:C:342:LEU:HD23	2:C:342:LEU:C	2.35	0.47
2:C:371:VAL:HG13	2:C:372:LEU:O	2.14	0.47
2:C:405:GLU:OE1	2:C:405:GLU:C	2.53	0.47
2:C:428:LEU:HB3	2:C:432:TYR:CE1	2.50	0.47
2:C:455:LEU:CB	2:C:456:ARG:HE	2.26	0.47
2:C:456:ARG:HG3	2:C:463:LYS:HB3	1.96	0.47
1:D:164:PRO:CD	1:D:165:LYS:N	2.73	0.47
1:D:197:PHE:CD1	1:D:213:VAL:O	2.67	0.47
1:D:273:PHE:O	1:D:276:ALA:HB3	2.14	0.47
1:D:306:SER:HB2	1:D:1058:PHE:CE2	2.49	0.47
1:D:312:TRP:HB3	1:D:316:LYS:CD	2.44	0.47
1:D:348:LEU:CD2	1:D:350:ILE:CG1	2.85	0.47
1:D:472:GLN:CB	2:F:460:THR:O	2.56	0.47
1:D:891:VAL:O	1:D:891:VAL:CG2	2.62	0.47
1:D:1209:ARG:HD2	2:F:249:ASN:CA	2.45	0.47
2:E:193:TYR:O	2:E:197:LEU:HB2	2.14	0.47
2:E:322:LEU:HB3	2:E:332:VAL:HG13	1.96	0.47
2:E:382:LYS:HE2	2:E:412:SER:C	2.23	0.47
2:E:468:ILE:O	2:E:469:SER:OG	2.25	0.47
2:F:219:PHE:O	2:F:220:ASP:C	2.50	0.47
2:F:219:PHE:HE2	2:F:228:VAL:C	2.17	0.47
2:F:344:ARG:HG2	2:F:347:LEU:HD22	1.96	0.47
2:F:351:TYR:HD1	2:F:355:GLN:HA	1.78	0.47
2:F:365:LYS:HB3	2:F:367:LEU:HD21	1.96	0.47
1:A:420:HIS:O	1:A:424:LEU:CD1	2.62	0.47
1:A:454:GLU:C	1:A:458:GLU:HG3	2.34	0.47
1:A:741:ASP:OD2	1:A:742:VAL:HG23	2.14	0.47
1:A:784:GLY:CA	2:C:363:ARG:HD3	2.44	0.47
1:A:801:TRP:O	1:A:802:ARG:C	2.50	0.47
1:A:907:PHE:CZ	1:A:1001:GLY:HA3	2.50	0.47
1:A:1056:GLU:HG3	1:A:1059:ASN:HD21	1.79	0.47
1:A:1154:GLN:HE21	1:A:1220:ILE:HG13	1.77	0.47
2:B:289:LEU:HB2	2:B:301:GLU:H	1.80	0.47
2:B:338:VAL:O	2:B:338:VAL:HG12	2.14	0.47
2:B:379:ALA:HB3	2:B:438:LEU:HD11	1.96	0.47
2:B:475:LEU:O	2:B:476:ILE:C	2.51	0.47
2:C:120:VAL:CG2	2:C:121:PHE:H	2.28	0.47

Continued on next page...

Continued from previous page...

Atom-1	Atom-2	Interatomic distance (Å)	Clash overlap (Å)
2:C:290:TYR:HD1	2:C:299:LEU:HA	1.80	0.47
2:C:403:PHE:O	2:C:406:LEU:HB2	2.14	0.47
2:C:403:PHE:CD2	2:C:407:LEU:HB2	2.50	0.47
1:D:115:GLN:NE2	1:D:924:ARG:NH1	2.61	0.47
1:D:127:LEU:HD23	1:D:128:PRO:N	2.29	0.47
1:D:224:CYS:SG	1:D:228:LEU:HD23	2.54	0.47
1:D:525:MET:HG3	1:D:526:ASP:OD1	2.15	0.47
1:D:556:THR:HG23	1:D:559:LEU:HD23	1.95	0.47
1:D:724:GLY:HA2	1:D:725:PRO:HA	1.64	0.47
1:D:801:TRP:CH2	1:D:805:HIS:CD2	3.02	0.47
1:D:846:THR:O	1:D:847:ALA:C	2.52	0.47
1:D:1041:TRP:CD1	1:D:1044:VAL:HG11	2.50	0.47
1:D:1132:SER:O	1:D:1132:SER:OG	2.33	0.47
1:D:1208:ARG:CG	1:D:1209:ARG:N	2.77	0.47
2:E:131:LEU:CD2	2:E:132:HIS:H	2.26	0.47
2:E:272:ASN:HB3	2:E:292:ASN:HB2	1.97	0.47
2:F:199:LEU:HD12	2:F:200:VAL:N	2.30	0.47
2:F:204:LEU:O	2:F:205:PRO:C	2.53	0.47
2:F:350:LEU:H	2:F:350:LEU:CD1	2.16	0.47
2:F:458:ARG:CG	2:F:458:ARG:HH11	2.27	0.47
1:A:81:ARG:CD	1:A:125:LEU:O	2.57	0.47
1:A:247:LEU:HD12	1:A:251:THR:HG23	1.93	0.47
1:A:258:GLN:N	1:A:258:GLN:CD	2.67	0.47
1:A:506:GLU:HG3	1:A:507:PRO:N	2.29	0.47
1:A:583:PRO:C	1:A:585:TRP:H	2.14	0.47
1:A:821:LEU:CD1	1:A:825:VAL:CG1	2.92	0.47
1:A:996:ARG:HH12	1:A:1004:LEU:N	2.12	0.47
1:A:1131:ILE:CG1	1:A:1132:SER:N	2.77	0.47
2:C:99:PHE:CB	2:C:103:GLY:HA3	2.44	0.47
2:C:206:TYR:N	2:C:206:TYR:CD2	2.52	0.47
2:C:236:GLU:CA	2:C:341:ASP:CG	2.82	0.47
2:C:385:LEU:CD2	2:C:402:LEU:HD23	2.38	0.47
2:C:389:ARG:HG3	2:C:390:GLY:N	2.27	0.47
2:C:431:LYS:HZ3	2:C:435:MET:HG2	1.72	0.47
1:D:253:ALA:O	1:D:254:SER:HB3	2.14	0.47
1:D:361:ARG:HH22	1:D:362:LEU:HD21	1.80	0.47
1:D:458:GLU:N	1:D:460:LYS:HE3	2.29	0.47
1:D:888:GLY:O	1:D:889:ALA:HB2	2.13	0.47
1:D:1024:ASP:C	1:D:1026:ARG:H	2.18	0.47
2:F:110:LEU:O	2:F:111:ALA:C	2.51	0.47
2:F:207:GLY:CA	2:F:239:LEU:HD11	2.43	0.47

Continued on next page...

Continued from previous page...

Atom-1	Atom-2	Interatomic distance (Å)	Clash overlap (Å)
2:F:305:ASN:C	2:F:307:GLY:N	2.68	0.47
1:A:76:ILE:HG12	1:A:911:HIS:NE2	2.30	0.47
1:A:119:PRO:C	1:A:121:PRO:HD3	2.35	0.47
1:A:157:LEU:HG	1:A:194:ALA:CB	2.44	0.47
1:A:213:VAL:HG11	1:A:401:TRP:NE1	2.26	0.47
1:A:293:ASP:CB	1:A:296:SER:OG	2.63	0.47
1:A:305:SER:O	1:A:309:ARG:HG2	2.13	0.47
1:A:386:ARG:HD3	1:A:387:GLU:N	2.27	0.47
1:A:451:THR:CB	1:A:869:ARG:HH22	2.28	0.47
1:A:515:ILE:CG1	1:A:565:HIS:O	2.56	0.47
1:A:557:GLU:C	1:A:559:LEU:N	2.67	0.47
1:A:572:TRP:CE3	1:A:572:TRP:CA	2.98	0.47
1:A:581:ASP:OD1	1:A:581:ASP:O	2.32	0.47
1:A:655:LEU:CD1	1:A:719:LEU:O	2.62	0.47
1:A:727:ASP:OD2	1:A:727:ASP:N	2.33	0.47
1:A:793:GLU:N	1:A:796:LYS:HD3	2.30	0.47
1:A:824:ALA:HA	1:A:827:ARG:HB3	1.96	0.47
1:A:848:GLY:O	1:A:849:THR:CB	2.59	0.47
1:A:884:TYR:OH	1:A:1142:ARG:NH1	2.48	0.47
1:A:916:PHE:O	1:A:920:THR:N	2.48	0.47
1:A:948:ILE:O	1:A:951:TYR:HB2	2.14	0.47
1:A:950:ASN:O	1:A:954:ILE:N	2.31	0.47
1:A:992:LEU:HB2	1:A:997:LEU:HB2	1.97	0.47
1:A:1011:PRO:CD	1:A:1012:VAL:H	2.24	0.47
1:A:1068:ASP:O	1:A:1069:ILE:CB	2.63	0.47
1:A:1141:VAL:HB	1:A:1146:ARG:HD3	1.94	0.47
1:A:1196:ASP:OD2	1:A:1196:ASP:C	2.52	0.47
1:A:1223:ILE:HA	1:A:1226:LEU:CD2	2.43	0.47
2:B:81:GLY:HA3	2:B:86:LEU:HD11	1.96	0.47
2:B:186:LEU:O	2:B:190:LEU:HD23	2.15	0.47
2:B:246:ARG:C	2:B:246:ARG:NE	2.68	0.47
2:B:254:PHE:O	2:B:257:ARG:N	2.46	0.47
2:B:320:SER:O	2:B:323:HIS:NE2	2.47	0.47
2:B:389:ARG:HG2	2:B:444:THR:HG22	1.96	0.47
2:B:419:GLU:OE2	2:C:201:ASN:ND2	2.48	0.47
2:B:445:GLU:C	2:B:447:THR:N	2.68	0.47
2:B:461:THR:OG1	2:B:463:LYS:CE	2.62	0.47
2:C:79:LEU:HD12	2:C:98:GLY:O	2.15	0.47
2:C:186:LEU:O	2:C:190:LEU:HG	2.15	0.47
2:C:216:HIS:O	2:C:232:GLY:N	2.40	0.47
2:C:441:VAL:CG1	2:C:454:HIS:CE1	2.88	0.47

Continued on next page...

Continued from previous page...

Atom-1	Atom-2	Interatomic distance (Å)	Clash overlap (Å)
2:C:466:MET:HE2	2:C:471:LEU:HB3	1.96	0.47
2:C:479:ILE:H	2:C:479:ILE:HG13	1.47	0.47
1:D:121:PRO:O	1:D:122:ASP:OD2	2.32	0.47
1:D:188:ALA:O	1:D:189:ILE:C	2.52	0.47
1:D:195:LEU:O	1:D:267:VAL:CG1	2.63	0.47
1:D:255:SER:HB3	1:D:256:PRO:CA	2.43	0.47
1:D:484:TRP:HE1	1:D:488:LEU:CD1	2.28	0.47
1:D:499:LYS:NZ	1:D:499:LYS:CB	2.76	0.47
1:D:515:ILE:HG22	1:D:565:HIS:ND1	2.30	0.47
1:D:550:GLN:CG	1:D:551:LYS:HE3	2.45	0.47
1:D:733:HIS:CE1	1:D:750:PHE:CE1	3.02	0.47
1:D:787:SER:O	1:D:789:PRO:CD	2.63	0.47
1:D:807:ARG:NH1	1:D:1062:GLU:HG2	2.30	0.47
1:D:808:ILE:HG22	1:D:811:GLN:OE1	2.14	0.47
1:D:821:LEU:HB3	1:D:822:PRO:HA	1.95	0.47
1:D:848:GLY:HA3	1:D:855:VAL:HG21	1.97	0.47
1:D:851:THR:OG1	1:D:1102:GLN:HG2	2.15	0.47
1:D:865:ALA:CA	1:D:872:SER:O	2.63	0.47
1:D:921:LEU:CD1	1:D:921:LEU:H	2.27	0.47
1:D:945:HIS:HE1	1:D:969:PHE:HB2	1.79	0.47
1:D:967:MET:SD	1:D:975:GLN:HA	2.55	0.47
1:D:987:ALA:HA	1:D:991:GLY:HA2	1.96	0.47
1:D:1002:GLU:CG	1:D:1003:TRP:H	2.28	0.47
1:D:1107:ASP:C	1:D:1111:LEU:HD13	2.35	0.47
1:D:1109:LEU:HD21	1:D:1137:VAL:CG2	2.44	0.47
1:D:1136:GLU:HG3	1:D:1138:ARG:NH1	2.29	0.47
1:D:1203:PRO:O	1:D:1204:THR:C	2.52	0.47
1:D:1204:THR:O	1:D:1205:GLY:O	2.32	0.47
2:E:78:PHE:CZ	2:E:350:LEU:HD12	2.49	0.47
2:E:129:ASP:OD2	2:F:97:PRO:O	2.33	0.47
2:E:193:TYR:HE2	2:E:322:LEU:CB	2.28	0.47
2:E:246:ARG:HD2	2:E:326:ASP:OD1	2.13	0.47
2:E:272:ASN:CA	2:E:292:ASN:HD22	2.26	0.47
2:E:481:SER:HA	2:E:484:ASN:OD1	2.14	0.47
2:F:208:LEU:HD22	2:F:242:PHE:CD2	2.48	0.47
2:F:311:LEU:O	2:F:312:LEU:C	2.52	0.47
2:F:356:LEU:HB3	2:F:359:ASN:HB2	1.96	0.47
2:F:432:TYR:O	2:F:435:MET:N	2.45	0.47
2:F:456:ARG:N	2:F:456:ARG:CD	2.78	0.47
2:F:458:ARG:CD	2:F:459:ASP:N	2.78	0.47
2:F:459:ASP:OD1	2:F:461:THR:N	2.40	0.47

Continued on next page...

Continued from previous page...

Atom-1	Atom-2	Interatomic distance (Å)	Clash overlap (Å)
2:F:468:ILE:O	2:F:471:LEU:HD13	2.15	0.47
1:A:81:ARG:HH12	1:A:127:LEU:H	1.61	0.47
1:A:114:GLY:N	1:A:116:PRO:CD	2.73	0.47
1:A:230:GLU:CG	1:A:231:GLU:N	2.78	0.47
1:A:371:LYS:O	1:A:372:GLU:CG	2.63	0.47
1:A:392:LEU:HD22	1:A:393:MET:CE	2.44	0.47
1:A:500:ALA:HA	1:A:521:PRO:HD3	1.97	0.47
1:A:633:LYS:HZ2	1:A:634:LEU:HB2	1.80	0.47
1:A:824:ALA:CA	1:A:827:ARG:HB3	2.44	0.47
1:A:830:ASP:C	1:A:831:TYR:CD1	2.83	0.47
1:A:860:LEU:CD2	1:A:1133:ILE:HA	2.44	0.47
1:A:925:LYS:HG2	1:A:926:SER:H	1.78	0.47
1:A:959:GLN:N	1:A:986:TYR:CE1	2.83	0.47
2:B:81:GLY:O	2:B:86:LEU:HD11	2.14	0.47
2:B:236:GLU:CG	2:B:341:ASP:HB2	2.43	0.47
2:B:251:TRP:HA	2:B:251:TRP:CE3	2.49	0.47
2:C:452:LEU:HD12	2:C:453:ILE:CA	2.44	0.47
1:D:80:SER:O	1:D:81:ARG:C	2.52	0.47
1:D:271:VAL:HG22	1:D:295:MET:CG	2.44	0.47
1:D:275:ARG:HG3	1:D:279:ARG:HG3	1.96	0.47
1:D:307:PHE:O	1:D:310:SER:OG	2.23	0.47
1:D:308:GLN:HE22	1:D:1027:LYS:HZ2	1.63	0.47
1:D:455:LEU:HD22	1:D:794:ILE:HB	1.96	0.47
1:D:515:ILE:O	1:D:565:HIS:ND1	2.48	0.47
1:D:966:LEU:CA	1:D:970:ASN:HD22	2.28	0.47
1:D:1027:LYS:HZ3	1:D:1091:GLU:CG	2.20	0.47
1:D:1055:SER:O	1:D:1058:PHE:HD2	1.97	0.47
2:E:254:PHE:HD1	2:E:257:ARG:HE	1.63	0.47
2:F:347:LEU:HD12	2:F:347:LEU:N	2.30	0.47
2:F:360:SER:HB3	2:F:364:LYS:CE	2.44	0.47
2:F:406:LEU:O	2:F:407:LEU:C	2.54	0.47
1:A:79:LEU:HB3	1:A:83:LEU:CD2	2.45	0.47
1:A:132:GLY:CA	1:A:138:HIS:CE1	2.98	0.47
1:A:175:TRP:HB3	1:A:186:PRO:CG	2.45	0.47
1:A:197:PHE:CB	1:A:277:HIS:CD2	2.98	0.47
1:A:256:PRO:HD2	1:A:257:THR:N	2.19	0.47
1:A:295:MET:O	1:A:299:MET:HG2	2.15	0.47
1:A:369:PRO:O	1:A:370:PRO:C	2.50	0.47
1:A:441:TRP:CD1	1:A:877:MET:HB3	2.49	0.47
1:A:481:GLU:C	1:A:482:ASP:CG	2.73	0.47
1:A:866:ARG:CB	1:A:867:PRO:HD3	2.35	0.47

Continued on next page...

Continued from previous page...

Atom-1	Atom-2	Interatomic distance (Å)	Clash overlap (Å)
1:A:867:PRO:HG3	1:A:1067:SER:OG	2.14	0.47
1:A:1019:TRP:O	1:A:1020:ILE:HB	2.15	0.47
1:A:1144:GLU:H	1:A:1144:GLU:HG2	1.32	0.47
1:A:1150:ALA:CB	1:A:1223:ILE:HG13	2.44	0.47
2:B:400:GLN:OE1	2:B:400:GLN:CA	2.63	0.47
2:C:188:GLY:O	2:C:190:LEU:N	2.48	0.47
2:C:241:TRP:CZ3	2:C:255:TRP:CE2	2.99	0.47
2:C:394:GLU:N	2:C:394:GLU:OE1	2.48	0.47
2:C:398:VAL:HA	2:C:401:GLY:CA	2.43	0.47
2:C:469:SER:O	2:C:472:LYS:HB2	2.15	0.47
1:D:114:GLY:O	1:D:116:PRO:HD3	2.13	0.47
1:D:249:VAL:CG1	1:D:251:THR:HG22	2.45	0.47
1:D:497:GLN:O	1:D:517:GLY:HA2	2.15	0.47
1:D:597:ARG:NH1	1:D:725:PRO:CD	2.78	0.47
1:D:627:ARG:O	1:D:627:ARG:HG3	2.15	0.47
1:D:948:ILE:CG2	1:D:1071:ARG:O	2.63	0.47
1:D:1002:GLU:HG3	1:D:1003:TRP:N	2.28	0.47
2:E:109:ASN:CB	2:E:378:LEU:HB3	2.44	0.47
2:E:182:ARG:N	2:E:215:PHE:CZ	2.83	0.47
2:E:319:VAL:CG1	2:E:320:SER:N	2.78	0.47
2:F:303:LEU:CA	2:F:337:SER:CB	2.92	0.47
2:F:413:VAL:HG12	2:F:414:TRP:H	1.80	0.47
1:A:290:ARG:O	1:A:291:PHE:HD2	1.98	0.47
1:A:439:GLN:HG2	1:A:835:GLY:C	2.34	0.47
1:A:456:GLN:HE21	1:A:798:ILE:CD1	2.27	0.47
1:A:465:ASP:CG	1:A:466:LEU:N	2.67	0.47
1:A:503:VAL:CG1	1:A:520:ALA:C	2.65	0.47
1:A:576:LEU:CD1	1:A:577:CYS:HB2	2.41	0.47
1:A:719:LEU:N	1:A:719:LEU:CD2	2.73	0.47
1:A:736:ASN:ND2	1:A:736:ASN:N	2.63	0.47
1:A:739:TYR:O	1:A:741:ASP:N	2.25	0.47
1:A:843:GLN:O	1:A:843:GLN:CG	2.55	0.47
2:B:257:ARG:O	2:B:258:HIS:O	2.33	0.47
2:C:94:GLY:HA2	2:C:96:HIS:CE1	2.49	0.47
2:C:247:THR:HG1	2:C:251:TRP:HD1	1.58	0.47
2:C:308:ASP:OD1	2:C:333:PRO:O	2.33	0.47
2:C:397:GLN:HG2	2:C:398:VAL:N	2.29	0.47
1:D:196:VAL:CG1	1:D:268:GLY:H	2.27	0.47
1:D:306:SER:CB	1:D:1058:PHE:CZ	2.98	0.47
1:D:498:LYS:HD3	1:D:521:PRO:HG3	1.97	0.47
1:D:616:GLU:O	1:D:617:ARG:HG3	2.14	0.47

Continued on next page...

Continued from previous page...

Atom-1	Atom-2	Interatomic distance (Å)	Clash overlap (Å)
1:D:646:VAL:HG12	1:D:647:CYS:H	1.79	0.47
1:D:909:GLY:O	1:D:912:GLY:N	2.48	0.47
1:D:922:GLN:HG3	1:D:931:LEU:HD22	1.96	0.47
1:D:923:GLY:HA2	1:D:931:LEU:HD11	1.96	0.47
1:D:1000:GLU:C	1:D:1004:LEU:HD13	2.35	0.47
1:D:1019:TRP:HD1	1:D:1020:ILE:H	1.63	0.47
1:D:1107:ASP:O	1:D:1108:TYR:C	2.53	0.47
1:D:1111:LEU:HD22	1:D:1164:PHE:CD1	2.49	0.47
1:D:1133:ILE:N	1:D:1133:ILE:CD1	2.78	0.47
2:E:86:LEU:HB2	2:E:91:LEU:HD21	1.96	0.47
2:F:406:LEU:CA	2:F:409:ASN:HD21	2.19	0.47
2:F:470:LYS:CE	2:F:471:LEU:HD21	2.45	0.47
1:A:386:ARG:CZ	1:A:387:GLU:CG	2.93	0.46
1:A:407:PHE:O	1:A:411:LEU:HB3	2.15	0.46
1:A:465:ASP:C	1:A:465:ASP:OD1	2.54	0.46
1:A:484:TRP:C	1:A:488:LEU:HG	2.33	0.46
1:A:601:LYS:HZ3	1:A:616:GLU:CG	2.24	0.46
1:A:752:LEU:CB	1:A:753:PRO:CA	2.93	0.46
1:A:879:GLN:NE2	1:A:879:GLN:CA	2.77	0.46
1:A:935:THR:HG21	1:A:950:ASN:HD21	1.78	0.46
1:A:966:LEU:O	1:A:970:ASN:N	2.46	0.46
1:A:1057:MET:CA	1:A:1064:ILE:HG21	2.45	0.46
2:B:283:GLY:HA2	2:B:306:LEU:HD23	1.97	0.46
2:C:440:THR:O	2:C:457:SER:OG	2.24	0.46
1:D:78:MET:SD	1:D:121:PRO:HB2	2.55	0.46
1:D:173:GLU:OE2	1:D:223:TRP:NE1	2.48	0.46
1:D:175:TRP:H	1:D:220:TRP:HB2	1.80	0.46
1:D:235:TRP:O	1:D:236:THR:HG23	2.15	0.46
1:D:359:VAL:CG1	1:D:363:TYR:HB3	2.44	0.46
1:D:930:ASP:OD2	1:D:930:ASP:O	2.34	0.46
1:D:963:GLU:HB3	1:D:978:ALA:O	2.15	0.46
1:D:1019:TRP:CD1	1:D:1019:TRP:C	2.87	0.46
1:D:1025:LEU:O	1:D:1027:LYS:CD	2.57	0.46
1:D:1040:LYS:C	1:D:1042:GLU:H	2.17	0.46
1:D:1147:TYR:HB3	1:D:1227:THR:HG22	1.97	0.46
1:D:1209:ARG:HE	2:F:253:ASP:HB2	1.80	0.46
2:E:323:HIS:C	2:E:331:VAL:O	2.52	0.46
2:E:403:PHE:CE1	2:E:407:LEU:HD11	2.50	0.46
2:E:461:THR:C	2:E:462:MET:HE2	2.36	0.46
2:F:86:LEU:HD12	2:F:86:LEU:N	2.30	0.46
2:F:228:VAL:HG23	2:F:228:VAL:O	2.15	0.46

Continued on next page...

Continued from previous page...

Atom-1	Atom-2	Interatomic distance (Å)	Clash overlap (Å)
2:F:343:ASP:O	2:F:346:MET:HB3	2.15	0.46
1:A:403:THR:O	1:A:404:HIS:C	2.53	0.46
1:A:612:LEU:HD23	1:A:614:TYR:HA	1.96	0.46
1:A:618:HIS:CA	1:A:762:VAL:HG21	2.42	0.46
1:A:657:ARG:O	1:A:660:CYS:CB	2.51	0.46
1:A:757:GLY:O	1:A:758:ASN:CB	2.62	0.46
1:A:1158:LEU:C	1:A:1162:CYS:SG	2.93	0.46
2:C:78:PHE:CE2	2:C:350:LEU:HD23	2.50	0.46
2:C:109:ASN:O	2:C:113:GLU:N	2.31	0.46
2:C:130:ALA:HB1	2:C:182:ARG:NH1	2.24	0.46
1:D:307:PHE:CD2	1:D:1048:ALA:HB1	2.50	0.46
1:D:417:ARG:HH11	1:D:417:ARG:CG	2.28	0.46
1:D:648:PRO:CG	1:D:649:TYR:N	2.78	0.46
1:D:735:GLY:CA	1:D:749:PHE:CB	2.79	0.46
1:D:944:GLU:OE1	1:D:1071:ARG:NH1	2.49	0.46
1:D:1042:GLU:C	1:D:1044:VAL:H	2.19	0.46
1:D:1064:ILE:O	1:D:1064:ILE:CG2	2.62	0.46
1:D:1122:GLU:O	1:D:1123:PHE:CD1	2.68	0.46
1:D:1187:ARG:HG3	1:D:1212:ILE:HG12	1.96	0.46
2:E:96:HIS:C	2:E:98:GLY:N	2.68	0.46
2:E:303:LEU:HD12	2:E:303:LEU:N	2.29	0.46
2:F:349:TYR:O	2:F:352:ASP:HB3	2.14	0.46
2:F:447:THR:HA	2:F:452:LEU:C	2.35	0.46
1:A:237:SER:O	1:A:238:GLN:HB2	2.15	0.46
1:A:272:SER:CA	1:A:275:ARG:HB2	2.35	0.46
1:A:294:THR:HG22	1:A:411:LEU:CD2	2.46	0.46
1:A:887:VAL:HG23	1:A:1146:ARG:NH1	2.20	0.46
1:A:1019:TRP:C	1:A:1020:ILE:HG22	2.35	0.46
1:A:1048:ALA:HB3	1:A:1092:PHE:CE1	2.48	0.46
1:A:1094:THR:O	1:A:1095:SER:C	2.53	0.46
1:A:1113:LEU:HD23	1:A:1113:LEU:H	1.78	0.46
1:A:1124:ALA:CA	1:A:1148:ARG:NH1	2.78	0.46
1:A:1124:ALA:O	1:A:1126:ASP:OD1	2.34	0.46
1:A:1131:ILE:HD13	1:A:1137:VAL:CA	2.46	0.46
2:B:99:PHE:CE2	2:C:131:LEU:HD11	2.44	0.46
2:B:212:GLY:O	2:B:235:THR:O	2.34	0.46
2:C:88:ARG:NH1	2:C:88:ARG:CB	2.78	0.46
2:C:90:SER:O	2:C:93:SER:OG	2.26	0.46
2:C:208:LEU:HD11	2:C:240:VAL:CA	2.45	0.46
2:C:272:ASN:CB	2:C:292:ASN:HB2	2.43	0.46
2:C:344:ARG:CB	2:C:347:LEU:HD22	2.46	0.46

Continued on next page...

Continued from previous page...

Atom-1	Atom-2	Interatomic distance (Å)	Clash overlap (Å)
2:C:402:LEU:O	2:C:403:PHE:C	2.54	0.46
2:C:464:GLU:OE2	2:C:466:MET:SD	2.74	0.46
1:D:73:PRO:O	1:D:74:LEU:HD22	2.15	0.46
1:D:118:VAL:CG2	1:D:121:PRO:HD3	2.45	0.46
1:D:184:ALA:C	1:D:185:VAL:CG1	2.84	0.46
1:D:486:TRP:CA	1:D:489:GLU:OE2	2.56	0.46
1:D:524:PRO:O	1:D:525:MET:CB	2.53	0.46
1:D:546:ARG:HH22	2:F:408:GLU:CD	2.19	0.46
1:D:656:TYR:CG	1:D:744:ILE:HD12	2.49	0.46
1:D:668:LEU:HD23	1:D:668:LEU:N	2.30	0.46
1:D:768:LYS:CA	1:D:772:PRO:CG	2.93	0.46
1:D:886:LEU:HA	1:D:1146:ARG:HH22	1.81	0.46
1:D:1020:ILE:HD13	1:D:1021:SER:HA	1.94	0.46
1:D:1030:ARG:C	1:D:1032:THR:N	2.68	0.46
1:D:1060:LYS:HD2	1:D:1060:LYS:H	1.80	0.46
1:D:1224:ILE:O	1:D:1227:THR:C	2.54	0.46
2:F:84:GLN:C	2:F:86:LEU:N	2.68	0.46
2:F:242:PHE:CB	2:F:333:PRO:HB2	2.25	0.46
2:F:256:LEU:HD12	2:F:256:LEU:HA	1.82	0.46
2:F:314:MET:CE	2:F:315:TYR:CE2	2.94	0.46
2:F:421:MET:HE3	2:F:421:MET:HB2	1.85	0.46
2:F:454:HIS:NE2	2:F:472:LYS:CE	2.78	0.46
2:F:470:LYS:HB2	2:F:471:LEU:HG	1.96	0.46
1:A:77:GLN:HB3	1:A:1174:PRO:HB3	1.96	0.46
1:A:134:ASN:O	1:A:137:GLN:N	2.47	0.46
1:A:196:VAL:HG11	1:A:404:HIS:CB	2.45	0.46
1:A:259:ARG:CA	1:A:259:ARG:HE	2.27	0.46
1:A:273:PHE:C	1:A:276:ALA:CB	2.83	0.46
1:A:430:MET:HA	1:A:1130:CYS:SG	2.55	0.46
1:A:752:LEU:HB3	1:A:753:PRO:HA	1.98	0.46
1:A:827:ARG:CG	1:A:828:HIS:N	2.78	0.46
1:A:873:GLU:OE1	1:A:875:LYS:HG2	2.15	0.46
1:A:949:PHE:HD2	1:A:949:PHE:H	1.62	0.46
1:A:960:PRO:HD2	1:A:961:PHE:HE1	1.79	0.46
1:A:1068:ASP:O	1:A:1069:ILE:CG2	2.64	0.46
2:B:117:SER:CB	2:B:262:TRP:HE1	2.21	0.46
2:C:67:GLU:O	2:C:71:GLU:N	2.46	0.46
2:C:134:LYS:HB2	2:C:180:LYS:HE2	1.96	0.46
2:C:184:ASN:C	2:C:186:LEU:N	2.67	0.46
2:C:201:ASN:O	2:C:202:LYS:CB	2.64	0.46
2:C:400:GLN:C	2:C:400:GLN:CD	2.74	0.46

Continued on next page...

Continued from previous page...

Atom-1	Atom-2	Interatomic distance (Å)	Clash overlap (Å)
2:C:428:LEU:O	2:C:429:TYR:C	2.52	0.46
2:C:448:LEU:O	2:C:449:GLU:HG3	2.16	0.46
2:C:474:PHE:CE1	2:C:478:TYR:CD2	2.94	0.46
1:D:253:ALA:HB2	1:D:281:GLN:N	2.30	0.46
1:D:271:VAL:HG22	1:D:295:MET:CB	2.46	0.46
1:D:307:PHE:C	1:D:311:LEU:HD12	2.34	0.46
1:D:309:ARG:O	1:D:310:SER:C	2.49	0.46
1:D:472:GLN:C	2:F:461:THR:HG23	2.36	0.46
1:D:720:THR:C	1:D:721:ALA:O	2.32	0.46
1:D:794:ILE:O	1:D:798:ILE:HG23	2.15	0.46
1:D:945:HIS:CE1	1:D:969:PHE:CB	2.99	0.46
1:D:1019:TRP:CZ2	1:D:1167:LYS:HG3	2.51	0.46
1:D:1030:ARG:HA	1:D:1030:ARG:HD3	1.54	0.46
1:D:1157:ASN:O	1:D:1158:LEU:C	2.54	0.46
1:D:1209:ARG:NH1	2:F:285:LYS:NZ	2.63	0.46
2:E:184:ASN:C	2:E:186:LEU:N	2.68	0.46
2:E:293:PHE:O	2:E:295:TRP:N	2.49	0.46
2:E:345:GLY:O	2:E:348:ALA:HB3	2.15	0.46
2:E:353:SER:OG	2:E:372:LEU:HD21	2.15	0.46
2:E:460:THR:C	2:E:461:THR:HG22	2.35	0.46
2:F:145:PHE:O	2:F:146:ARG:CG	2.64	0.46
2:F:197:LEU:O	2:F:202:LYS:CA	2.60	0.46
2:F:213:VAL:CG2	2:F:235:THR:OG1	2.63	0.46
2:F:317:GLY:C	2:F:319:VAL:N	2.56	0.46
2:F:414:TRP:O	2:F:415:PRO:O	2.34	0.46
1:A:192:GLU:OE2	1:A:193:ARG:N	2.48	0.46
1:A:213:VAL:N	1:A:221:TYR:HE2	2.11	0.46
1:A:313:ILE:HD12	1:A:313:ILE:C	2.36	0.46
1:A:452:TYR:HA	1:A:869:ARG:NH2	2.19	0.46
1:A:634:LEU:CB	1:A:635:PRO:CA	2.78	0.46
1:A:666:GLN:HA	1:A:669:MET:CE	2.45	0.46
1:A:711:ALA:C	1:A:713:PRO:CD	2.65	0.46
1:A:720:THR:CG2	1:A:721:ALA:H	2.28	0.46
1:A:959:GLN:CB	1:A:960:PRO:CD	2.60	0.46
1:A:967:MET:O	1:A:970:ASN:O	2.33	0.46
1:A:1017:GLY:C	1:A:1019:TRP:N	2.69	0.46
1:A:1020:ILE:CG1	1:A:1021:SER:H	2.28	0.46
1:A:1165:ALA:HB2	1:A:1173:LEU:HD11	1.97	0.46
1:A:1222:GLN:O	1:A:1225:GLU:HB2	2.15	0.46
2:B:102:LEU:HD12	2:B:102:LEU:N	2.19	0.46
2:B:306:LEU:O	2:B:335:VAL:HB	2.16	0.46

Continued on next page...

Continued from previous page...

Atom-1	Atom-2	Interatomic distance (Å)	Clash overlap (Å)
2:B:336:LEU:HG	2:B:337:SER:N	2.30	0.46
2:C:236:GLU:CB	2:C:341:ASP:HB3	2.45	0.46
2:C:360:SER:HB3	2:C:364:LYS:HE2	1.97	0.46
1:D:192:GLU:HG2	1:D:193:ARG:N	2.31	0.46
1:D:272:SER:HB3	1:D:843:GLN:OE1	2.15	0.46
1:D:429:GLU:HG2	1:D:1117:LYS:CE	2.42	0.46
1:D:460:LYS:HG2	1:D:461:LYS:H	1.80	0.46
1:D:599:THR:C	1:D:602:LEU:HD12	2.36	0.46
1:D:751:LYS:HB3	1:D:751:LYS:HE2	1.55	0.46
1:D:865:ALA:HB1	1:D:872:SER:CB	2.45	0.46
1:D:995:TYR:H	1:D:996:ARG:HH11	1.58	0.46
1:D:1042:GLU:C	1:D:1044:VAL:N	2.69	0.46
1:D:1058:PHE:CG	1:D:1059:ASN:N	2.82	0.46
1:D:1124:ALA:CB	1:D:1148:ARG:HH12	2.26	0.46
2:E:84:GLN:NE2	2:E:84:GLN:O	2.49	0.46
2:E:116:THR:C	2:E:118:VAL:N	2.69	0.46
2:E:315:TYR:O	2:E:316:PRO:O	2.34	0.46
2:F:233:GLU:O	2:F:234:LYS:CG	2.61	0.46
2:F:367:LEU:C	2:F:367:LEU:HD12	2.36	0.46
2:F:454:HIS:HB2	2:F:466:MET:CA	2.45	0.46
1:A:132:GLY:HA2	1:A:138:HIS:CE1	2.50	0.46
1:A:195:LEU:CD2	1:A:217:PRO:CD	2.87	0.46
1:A:252:GLY:O	1:A:253:ALA:CB	2.64	0.46
1:A:285:GLN:HA	1:A:1128:ARG:NH2	2.31	0.46
1:A:309:ARG:HA	1:A:312:TRP:HB2	1.98	0.46
1:A:313:ILE:HG13	1:A:314:ALA:N	2.31	0.46
1:A:441:TRP:HE1	1:A:878:VAL:N	2.13	0.46
1:A:503:VAL:CB	1:A:521:PRO:CA	2.76	0.46
1:A:569:HIS:CB	1:A:570:PRO:HD2	2.45	0.46
1:A:570:PRO:HG3	1:A:572:TRP:CZ3	2.51	0.46
1:A:649:TYR:HA	1:A:652:ILE:HB	1.97	0.46
1:A:817:PRO:HG2	1:A:818:ARG:N	2.30	0.46
1:A:860:LEU:HD23	1:A:1133:ILE:HG12	1.96	0.46
1:A:973:LEU:CB	1:A:977:GLU:HB2	2.45	0.46
1:A:1030:ARG:CD	1:A:1040:LYS:HZ2	2.29	0.46
1:A:1043:VAL:HG22	1:A:1046:GLU:HB3	1.98	0.46
1:A:1190:ARG:CZ	1:A:1190:ARG:HB2	2.45	0.46
2:B:74:GLN:O	2:B:75:ARG:C	2.53	0.46
2:B:187:HIS:O	2:B:190:LEU:HB2	2.16	0.46
2:B:423:SER:HG	2:B:428:LEU:HD22	1.79	0.46
2:C:185:LEU:CG	2:C:214:CYS:SG	3.03	0.46

Continued on next page...

Continued from previous page...

Atom-1	Atom-2	Interatomic distance (Å)	Clash overlap (Å)
2:C:300:ILE:CA	2:C:342:LEU:HD12	2.42	0.46
2:C:375:HIS:NE2	2:C:377:CYS:SG	2.87	0.46
1:D:157:LEU:HD23	1:D:157:LEU:N	2.30	0.46
1:D:163:PRO:HB2	1:D:165:LYS:CG	2.36	0.46
1:D:179:GLY:C	1:D:182:GLY:N	2.69	0.46
1:D:345:TRP:N	1:D:1040:LYS:HZ2	2.13	0.46
1:D:503:VAL:O	1:D:505:LYS:O	2.33	0.46
1:D:636:THR:CG2	1:D:637:GLY:N	2.74	0.46
1:D:719:LEU:O	1:D:722:ARG:HD3	2.15	0.46
1:D:720:THR:HA	1:D:721:ALA:O	2.15	0.46
1:D:827:ARG:CG	1:D:828:HIS:N	2.79	0.46
1:D:1014:ARG:NE	1:D:1022:LEU:HD22	2.30	0.46
1:D:1019:TRP:CE3	1:D:1168:LEU:CG	2.75	0.46
1:D:1151:LEU:HD11	1:D:1227:THR:OG1	2.15	0.46
2:E:283:GLY:HA3	2:E:306:LEU:HD23	1.98	0.46
2:E:311:LEU:N	2:E:314:MET:HG3	2.31	0.46
2:E:326:ASP:O	2:E:327:GLY:C	2.54	0.46
2:F:61:GLY:HA2	2:F:64:GLU:HG2	1.97	0.46
2:F:280:ASP:C	2:F:282:GLU:H	2.19	0.46
2:F:322:LEU:HD22	2:F:323:HIS:N	2.31	0.46
2:F:431:LYS:O	2:F:434:GLU:HB2	2.15	0.46
2:F:477:LYS:O	2:F:478:TYR:C	2.53	0.46
1:A:70:ARG:HD3	1:A:81:ARG:CB	2.44	0.46
1:A:265:LEU:HD12	1:A:265:LEU:C	2.36	0.46
1:A:297:MET:HB3	1:A:297:MET:HE2	1.62	0.46
1:A:311:LEU:HD22	1:A:1047:ARG:HD2	1.97	0.46
1:A:363:ARG:HH21	1:A:410:GLN:HG2	1.81	0.46
1:A:439:GLN:NE2	1:A:837:TYR:CE2	2.79	0.46
1:A:599:THR:HB	1:A:600:PRO:HD3	1.96	0.46
1:A:657:ARG:HD3	1:A:744:ILE:CG2	2.45	0.46
1:A:731:SER:O	1:A:732:TYR:C	2.52	0.46
1:A:751:LYS:HE2	1:A:751:LYS:HB3	1.57	0.46
1:A:773:LYS:HZ1	1:A:1057:MET:HE3	1.81	0.46
1:A:1123:PHE:C	1:A:1125:ILE:H	2.19	0.46
1:A:1171:ASN:O	1:A:1172:ASP:OD1	2.33	0.46
2:B:132:HIS:HA	2:B:182:ARG:CZ	2.46	0.46
2:B:475:LEU:CA	2:B:479:ILE:HD13	2.46	0.46
2:C:115:TRP:NE1	2:C:119:VAL:CG2	2.79	0.46
2:C:243:THR:HG21	2:C:247:THR:HG1	1.80	0.46
1:D:201:VAL:HG13	1:D:202:CYS:N	2.31	0.46
1:D:271:VAL:CG2	1:D:295:MET:HG3	2.46	0.46

Continued on next page...

Continued from previous page...

Atom-1	Atom-2	Interatomic distance (Å)	Clash overlap (Å)
1:D:375:GLU:HG3	1:D:379:LYS:HG3	1.93	0.46
1:D:444:TYR:CZ	1:D:877:MET:HE1	2.51	0.46
1:D:623:LEU:HB3	1:D:667:GLN:HE22	1.71	0.46
1:D:658:LYS:HE3	1:D:713:PRO:HG3	1.98	0.46
1:D:748:TRP:O	1:D:748:TRP:CE3	2.69	0.46
1:D:943:ARG:O	1:D:946:ALA:N	2.49	0.46
1:D:1192:GLU:O	1:D:1192:GLU:CG	2.59	0.46
1:D:1206:MET:SD	1:D:1206:MET:C	2.93	0.46
1:D:1206:MET:SD	2:F:257:ARG:NH1	2.88	0.46
2:E:99:PHE:O	2:F:128:VAL:CG1	2.63	0.46
2:E:116:THR:C	2:E:120:VAL:HG12	2.36	0.46
2:E:325:ARG:HG2	2:E:330:ASN:H	1.80	0.46
2:E:373:LYS:O	2:E:374:LEU:HG	2.16	0.46
2:F:70:LEU:C	2:F:70:LEU:HD13	2.36	0.46
2:F:115:TRP:CD1	2:F:119:VAL:CG2	2.98	0.46
2:F:295:TRP:CD1	2:F:295:TRP:O	2.69	0.46
2:F:300:ILE:HA	2:F:342:LEU:HD12	1.97	0.46
2:F:344:ARG:O	2:F:345:GLY:C	2.52	0.46
2:F:354:PHE:HD1	2:F:371:VAL:O	1.98	0.46
2:F:455:LEU:HB3	2:F:456:ARG:NE	2.29	0.46
2:F:459:ASP:O	2:F:460:THR:HB	2.16	0.46
1:A:282:TYR:CE2	1:A:291:PHE:CE1	3.04	0.46
1:A:302:SER:HB2	1:A:351:SER:CB	2.45	0.46
1:A:369:PRO:O	1:A:371:LYS:N	2.49	0.46
1:A:539:PHE:O	1:A:540:GLN:HB2	2.16	0.46
1:A:630:ASN:ND2	1:A:631:LEU:N	2.62	0.46
1:A:657:ARG:HD3	1:A:744:ILE:HG22	1.98	0.46
1:A:658:LYS:O	1:A:662:GLU:CD	2.53	0.46
1:A:732:TYR:HD1	1:A:755:LYS:NZ	2.08	0.46
1:A:829:PRO:O	1:A:830:ASP:HB2	2.15	0.46
1:A:933:SER:CB	1:A:943:ARG:CZ	2.91	0.46
1:A:993:ARG:HG3	1:A:994:TRP:HD1	1.81	0.46
1:A:1141:VAL:HG12	1:A:1142:ARG:N	2.31	0.46
2:B:126:PHE:HB3	2:C:101:PRO:HB3	1.98	0.46
2:B:261:GLN:O	2:B:262:TRP:O	2.34	0.46
2:B:289:LEU:HB3	2:B:300:ILE:HG13	1.97	0.46
2:B:378:LEU:N	2:B:378:LEU:CD1	2.78	0.46
2:B:454:HIS:ND1	2:B:454:HIS:N	2.63	0.46
2:C:115:TRP:NE1	2:C:119:VAL:HG21	2.31	0.46
2:C:221:THR:CG2	2:C:222:LYS:H	2.28	0.46
2:C:291:TYR:CD1	2:C:348:ALA:HB1	2.51	0.46

Continued on next page...

Continued from previous page...

Atom-1	Atom-2	Interatomic distance (Å)	Clash overlap (Å)
2:C:348:ALA:O	2:C:351:TYR:CB	2.63	0.46
2:C:361:PHE:CD2	2:C:362:THR:HG23	2.48	0.46
2:C:455:LEU:HD12	2:C:455:LEU:H	1.81	0.46
1:D:270:ASN:N	1:D:294:THR:HG23	2.30	0.46
1:D:374:ARG:NE	1:D:392:LEU:HD21	2.31	0.46
1:D:457:ARG:NH2	2:F:485:VAL:HG23	2.20	0.46
1:D:559:LEU:CD1	1:D:560:PRO:HD3	2.39	0.46
1:D:597:ARG:HG2	1:D:617:ARG:HD2	1.98	0.46
1:D:622:TYR:O	1:D:746:GLY:HA2	2.14	0.46
1:D:649:TYR:O	1:D:653:GLU:N	2.45	0.46
1:D:664:GLY:CA	1:D:667:GLN:HG3	2.45	0.46
1:D:729:GLN:HB3	1:D:731:SER:OG	2.16	0.46
1:D:877:MET:HE3	1:D:1207:GLU:HB2	1.97	0.46
1:D:1050:LYS:O	1:D:1053:THR:HB	2.16	0.46
1:D:1207:GLU:CB	1:D:1210:TYR:HD2	2.28	0.46
2:E:230:SER:O	2:E:231:ILE:HB	2.15	0.46
2:E:344:ARG:O	2:E:346:MET:N	2.49	0.46
2:E:390:GLY:HA3	2:E:395:LEU:HD23	1.98	0.46
2:E:428:LEU:O	2:E:431:LYS:CB	2.57	0.46
2:F:389:ARG:CD	2:F:390:GLY:H	2.28	0.46
1:A:76:ILE:CG2	1:A:911:HIS:CE1	2.98	0.46
1:A:598:VAL:N	1:A:616:GLU:OE1	2.49	0.46
1:A:604:ALA:HB3	2:C:363:ARG:NH2	2.30	0.46
1:A:801:TRP:O	1:A:805:HIS:CB	2.64	0.46
1:A:879:GLN:HG3	1:A:886:LEU:CD1	2.46	0.46
1:A:1067:SER:O	1:A:1068:ASP:CB	2.62	0.46
1:A:1068:ASP:H	1:A:1071:ARG:CD	2.28	0.46
1:A:1111:LEU:N	1:A:1111:LEU:CD1	2.79	0.46
1:A:1198:LYS:O	1:A:1199:THR:OG1	2.33	0.46
2:B:79:LEU:HA	2:B:100:GLY:HA3	1.98	0.46
2:B:259:ARG:O	2:B:260:LEU:O	2.34	0.46
2:B:283:GLY:O	2:B:284:ARG:CB	2.64	0.46
2:B:447:THR:HG23	2:B:451:GLY:C	2.35	0.46
1:D:88:PHE:O	1:D:1172:ASP:OD1	2.33	0.46
1:D:116:PRO:CA	1:D:921:LEU:HD13	2.40	0.46
1:D:140:ARG:CG	1:D:140:ARG:NH1	2.74	0.46
1:D:277:HIS:C	1:D:291:PHE:CE1	2.89	0.46
1:D:293:ASP:CB	1:D:296:SER:CB	2.94	0.46
1:D:400:VAL:O	1:D:400:VAL:HG12	2.16	0.46
1:D:550:GLN:OE1	1:D:551:LYS:HE3	2.16	0.46
1:D:794:ILE:HA	1:D:797:MET:HG3	1.96	0.46

Continued on next page...

Continued from previous page...

Atom-1	Atom-2	Interatomic distance (Å)	Clash overlap (Å)
1:D:822:PRO:N	1:D:825:VAL:HB	2.31	0.46
1:D:865:ALA:CB	1:D:872:SER:O	2.63	0.46
1:D:868:ASP:OD1	1:D:1199:THR:CB	2.63	0.46
1:D:1024:ASP:O	1:D:1026:ARG:N	2.48	0.46
1:D:1162:CYS:O	1:D:1166:TYR:CE1	2.69	0.46
1:D:1172:ASP:O	1:D:1173:LEU:CG	2.44	0.46
1:D:1198:LYS:O	1:D:1201:SER:O	2.34	0.46
2:E:114:TRP:CZ2	2:E:238:SER:O	2.69	0.46
2:E:386:ASP:N	2:E:414:TRP:O	2.49	0.46
2:F:92:LEU:CD2	2:F:344:ARG:HE	2.27	0.46
2:F:259:ARG:HE	2:F:339:ASN:ND2	2.14	0.46
1:A:176:THR:O	1:A:177:ARG:HG2	2.16	0.46
1:A:811:GLN:HB2	1:A:840:ILE:CG2	2.33	0.46
1:A:821:LEU:CG	1:A:826:ILE:HG23	2.43	0.46
1:A:845:VAL:CG2	1:A:855:VAL:HB	2.45	0.46
1:A:952:GLY:HA2	1:A:955:TYR:HD1	1.81	0.46
1:A:987:ALA:HA	1:A:991:GLY:HA3	1.98	0.46
2:B:182:ARG:O	2:B:215:PHE:HB2	2.15	0.46
2:B:245:PRO:O	2:B:248:SER:CB	2.64	0.46
2:B:374:LEU:N	2:B:458:ARG:NH1	2.64	0.46
2:B:400:GLN:O	2:B:403:PHE:HB3	2.15	0.46
2:C:74:GLN:NE2	2:C:75:ARG:HH21	2.14	0.46
2:C:130:ALA:CA	2:C:182:ARG:NH1	2.79	0.46
2:C:350:LEU:N	2:C:350:LEU:CD1	2.58	0.46
2:C:444:THR:H	2:C:447:THR:CG2	2.23	0.46
2:C:452:LEU:HD12	2:C:453:ILE:HG13	1.98	0.46
1:D:150:TYR:CE1	1:D:266:VAL:HG21	2.51	0.46
1:D:279:ARG:O	1:D:841:LEU:CG	2.54	0.46
1:D:368:PRO:CB	1:D:369:LEU:CD2	2.94	0.46
1:D:627:ARG:O	1:D:627:ARG:CG	2.64	0.46
1:D:652:ILE:HA	1:D:655:LEU:CB	2.46	0.46
1:D:665:LYS:O	1:D:669:MET:N	2.38	0.46
1:D:770:PHE:O	1:D:773:LYS:CG	2.64	0.46
1:D:801:TRP:CD2	1:D:870:VAL:CG1	2.99	0.46
1:D:904:ASP:OD1	1:D:915:ALA:HB3	2.16	0.46
1:D:932:HIS:CE1	1:D:947:LYS:HG2	2.51	0.46
1:D:935:THR:O	1:D:938:THR:OG1	2.33	0.46
1:D:986:TYR:CD1	1:D:990:LYS:HD2	2.51	0.46
1:D:1034:ARG:O	1:D:1035:LYS:HB2	2.16	0.46
1:D:1118:TRP:C	1:D:1122:GLU:HG2	2.35	0.46
2:E:254:PHE:CZ	2:E:258:HIS:HB2	2.51	0.46

Continued on next page...

Continued from previous page...

Atom-1	Atom-2	Interatomic distance (Å)	Clash overlap (Å)
2:E:263:TRP:CH2	2:E:300:ILE:HD12	2.51	0.46
2:E:419:GLU:OE1	2:E:420:THR:HG22	2.16	0.46
2:F:63:GLY:O	2:F:67:GLU:HG3	2.16	0.46
2:F:76:ARG:CG	2:F:76:ARG:NH1	2.79	0.46
2:F:246:ARG:C	2:F:248:SER:N	2.56	0.46
2:F:306:LEU:HB3	2:F:335:VAL:HG21	1.98	0.46
2:F:423:SER:OG	2:F:424:SER:N	2.47	0.46
1:A:77:GLN:O	1:A:79:LEU:HG	2.16	0.45
1:A:94:MET:SD	1:A:909:GLY:HA3	2.56	0.45
1:A:185:VAL:N	1:A:186:PRO:CD	2.80	0.45
1:A:238:GLN:CB	1:A:239:LEU:HG	2.42	0.45
1:A:407:PHE:CD2	1:A:407:PHE:N	2.83	0.45
1:A:438:ASN:O	1:A:439:GLN:C	2.55	0.45
1:A:600:PRO:HG3	1:A:765:PRO:HG3	1.98	0.45
1:A:608:ASP:CA	1:A:620:TRP:HH2	2.29	0.45
1:A:788:GLY:O	1:A:791:ALA:HB3	2.16	0.45
1:A:808:ILE:O	1:A:811:GLN:NE2	2.49	0.45
1:A:857:PRO:O	1:A:861:THR:CB	2.64	0.45
1:A:943:ARG:O	1:A:946:ALA:N	2.49	0.45
1:A:1069:ILE:HD13	1:A:1069:ILE:O	2.16	0.45
1:A:1109:LEU:HA	1:A:1109:LEU:HD13	1.60	0.45
1:A:1198:LYS:HA	1:A:1204:THR:HG23	1.98	0.45
1:A:1227:THR:O	1:A:1228:LYS:O	2.35	0.45
2:B:246:ARG:O	2:B:248:SER:N	2.49	0.45
2:B:439:PHE:HD1	2:B:456:ARG:O	1.98	0.45
2:C:310:GLU:N	2:C:310:GLU:CD	2.70	0.45
2:C:394:GLU:CA	2:C:397:GLN:HB3	2.45	0.45
2:C:395:LEU:CD2	2:C:443:VAL:CG1	2.89	0.45
2:C:432:TYR:O	2:C:436:SER:N	2.48	0.45
2:C:470:LYS:O	2:C:474:PHE:N	2.49	0.45
2:C:471:LEU:O	2:C:472:LYS:C	2.55	0.45
1:D:375:GLU:O	1:D:376:LEU:C	2.54	0.45
1:D:407:PHE:HD1	1:D:411:LEU:CG	2.29	0.45
1:D:461:LYS:HA	1:D:464:MET:HE2	1.96	0.45
1:D:608:ASP:OD1	1:D:611:PRO:C	2.55	0.45
1:D:614:TYR:HB3	1:D:615:SER:O	2.16	0.45
1:D:645:VAL:HG13	1:D:650:ARG:CD	2.45	0.45
1:D:768:LYS:O	1:D:769:ASP:CB	2.63	0.45
1:D:1028:VAL:HA	1:D:1031:GLU:HG2	1.98	0.45
1:D:1206:MET:O	1:D:1210:TYR:CA	2.64	0.45
2:E:211:ILE:N	2:E:211:ILE:CD1	2.79	0.45

Continued on next page...

Continued from previous page...

Atom-1	Atom-2	Interatomic distance (Å)	Clash overlap (Å)
2:F:72:ILE:HD12	2:F:76:ARG:HE	1.81	0.45
2:F:128:VAL:CG1	2:F:129:ASP:N	2.79	0.45
2:F:131:LEU:O	2:F:132:HIS:C	2.54	0.45
2:F:138:LEU:HD22	2:F:138:LEU:N	2.31	0.45
1:A:278:ILE:HG23	1:A:291:PHE:HE1	1.80	0.45
1:A:350:ILE:O	1:A:351:SER:C	2.54	0.45
1:A:386:ARG:NH1	1:A:387:GLU:CG	2.79	0.45
1:A:439:GLN:CG	1:A:835:GLY:CA	2.75	0.45
1:A:604:ALA:HB2	1:A:717:LEU:HD13	1.99	0.45
1:A:623:LEU:O	1:A:623:LEU:CG	2.45	0.45
1:A:630:ASN:HB2	1:A:744:ILE:C	2.37	0.45
1:A:651:ALA:O	1:A:655:LEU:HD23	2.16	0.45
1:A:788:GLY:O	1:A:789:PRO:C	2.51	0.45
1:A:944:GLU:N	1:A:947:LYS:HE3	2.31	0.45
1:A:1102:GLN:O	1:A:1103:SER:C	2.53	0.45
1:A:1173:LEU:HA	1:A:1174:PRO:HD3	1.65	0.45
1:A:1190:ARG:HD2	1:A:1195:MET:CE	2.45	0.45
1:A:1231:LEU:CG	1:A:1232:GLU:H	2.16	0.45
2:B:186:LEU:CD1	2:B:337:SER:HB2	2.37	0.45
2:C:86:LEU:O	2:C:91:LEU:HB2	2.16	0.45
2:C:131:LEU:O	2:C:132:HIS:C	2.54	0.45
2:C:314:MET:HE3	2:C:315:TYR:CE2	2.52	0.45
2:C:432:TYR:HB3	2:C:437:ILE:CG1	2.46	0.45
2:C:458:ARG:HH11	2:C:458:ARG:CG	2.20	0.45
1:D:271:VAL:CG1	1:D:272:SER:N	2.49	0.45
1:D:370:GLU:HB2	1:D:399:ASP:CG	2.37	0.45
1:D:608:ASP:O	1:D:609:GLY:O	2.34	0.45
1:D:739:TYR:O	1:D:740:ASN:ND2	2.49	0.45
1:D:801:TRP:CH2	1:D:805:HIS:CB	2.99	0.45
1:D:1131:ILE:CD1	1:D:1138:ARG:O	2.63	0.45
1:D:1207:GLU:C	1:D:1210:TYR:H	2.19	0.45
2:E:106:LEU:HD12	2:E:109:ASN:HD21	1.80	0.45
2:F:129:ASP:OD1	2:F:131:LEU:HD11	2.17	0.45
2:F:351:TYR:CA	2:F:355:GLN:HB2	2.44	0.45
2:F:389:ARG:C	2:F:395:LEU:HD11	2.36	0.45
1:A:79:LEU:CB	1:A:89:GLY:O	2.64	0.45
1:A:268:GLY:O	1:A:269:HIS:CD2	2.69	0.45
1:A:297:MET:HE3	1:A:411:LEU:HD22	1.98	0.45
1:A:313:ILE:CG1	1:A:314:ALA:N	2.79	0.45
1:A:712:VAL:N	1:A:713:PRO:CD	2.80	0.45
1:A:783:PRO:CG	2:C:363:ARG:NH1	2.79	0.45

Continued on next page...

Continued from previous page...

Atom-1	Atom-2	Interatomic distance (Å)	Clash overlap (Å)
1:A:879:GLN:CB	1:A:886:LEU:CD1	2.92	0.45
1:A:918:TRP:O	1:A:918:TRP:CD1	2.69	0.45
1:A:996:ARG:NH2	1:A:1003:TRP:CB	2.68	0.45
1:A:1020:ILE:O	1:A:1021:SER:CB	2.64	0.45
1:A:1200:PRO:HB2	1:A:1203:PRO:HD2	1.98	0.45
2:B:122:ARG:HD3	2:B:124:GLN:HE22	1.81	0.45
2:B:192:HIS:O	2:B:195:ASN:HB3	2.17	0.45
2:C:86:LEU:N	2:C:86:LEU:HD12	2.31	0.45
2:C:194:VAL:O	2:C:197:LEU:CB	2.63	0.45
2:C:416:GLY:HA2	2:C:419:GLU:HB3	1.98	0.45
2:C:443:VAL:CB	2:C:447:THR:HG21	2.44	0.45
1:D:157:LEU:CG	1:D:194:ALA:CB	2.95	0.45
1:D:179:GLY:O	1:D:180:PRO:C	2.53	0.45
1:D:201:VAL:CG1	1:D:202:CYS:N	2.80	0.45
1:D:479:TYR:HE1	1:D:480:LYS:HE2	1.82	0.45
1:D:502:LYS:HD2	1:D:506:GLU:HB3	1.98	0.45
1:D:575:LYS:HE3	1:D:581:ASP:HB3	1.97	0.45
1:D:632:ALA:HB2	1:D:657:ARG:HD2	1.98	0.45
1:D:649:TYR:CD2	1:D:652:ILE:CD1	2.99	0.45
1:D:665:LYS:O	1:D:669:MET:O	2.34	0.45
1:D:810:SER:O	1:D:811:GLN:C	2.54	0.45
1:D:922:GLN:CD	1:D:931:LEU:HD13	2.35	0.45
1:D:1070:PRO:HD3	1:D:1071:ARG:NH1	2.30	0.45
1:D:1136:GLU:HG3	1:D:1138:ARG:HH12	1.81	0.45
1:D:1193:VAL:O	1:D:1194:THR:C	2.53	0.45
1:D:1195:MET:O	1:D:1196:ASP:CB	2.63	0.45
2:E:387:VAL:O	2:E:442:LEU:CD2	2.62	0.45
2:E:422:GLN:HG2	2:E:424:SER:CA	2.47	0.45
2:F:234:LYS:HZ1	2:F:344:ARG:CG	2.28	0.45
1:A:79:LEU:HD13	1:A:1172:ASP:OD2	2.16	0.45
1:A:271:VAL:HG22	1:A:295:MET:CE	2.46	0.45
1:A:515:ILE:HG12	1:A:565:HIS:C	2.37	0.45
1:A:720:THR:HG22	1:A:721:ALA:H	1.82	0.45
1:A:850:ILE:HD11	1:A:1099:TRP:CE2	2.51	0.45
1:A:857:PRO:HB3	1:A:1062:GLU:CD	2.37	0.45
1:A:869:ARG:HG2	1:A:870:VAL:CG2	2.37	0.45
1:A:1005:VAL:O	1:A:1006:ARG:NH1	2.50	0.45
1:A:1069:ILE:HG23	1:A:1070:PRO:HG3	1.98	0.45
2:B:115:TRP:CZ2	2:C:108:LYS:CD	2.98	0.45
2:B:127:PRO:HG2	2:C:104:VAL:HB	1.97	0.45
2:B:196:CYS:O	2:B:199:LEU:N	2.43	0.45

Continued on next page...

Continued from previous page...

Atom-1	Atom-2	Interatomic distance (Å)	Clash overlap (Å)
2:B:243:THR:OG1	2:B:244:PRO:HD2	2.16	0.45
2:B:425:LEU:HD23	2:B:425:LEU:C	2.36	0.45
2:B:447:THR:HA	2:B:450:ASN:CG	2.37	0.45
2:C:78:PHE:CE2	2:C:350:LEU:CD2	2.99	0.45
2:C:264:ARG:HG2	2:C:270:PRO:HB2	1.98	0.45
2:C:308:ASP:CG	2:C:334:CYS:HA	2.37	0.45
2:C:317:GLY:HA2	2:C:320:SER:CB	2.42	0.45
2:C:372:LEU:CG	2:C:436:SER:HB2	2.46	0.45
2:C:456:ARG:HB3	2:C:463:LYS:O	2.16	0.45
2:C:476:ILE:HD13	2:C:477:LYS:H	1.79	0.45
1:D:258:GLN:O	1:D:259:ARG:HB3	2.16	0.45
1:D:279:ARG:NH1	1:D:841:LEU:HD13	2.31	0.45
1:D:316:LYS:HZ1	1:D:348:LEU:CD2	2.29	0.45
1:D:461:LYS:O	1:D:465:ASP:OD2	2.34	0.45
1:D:586:THR:O	1:D:586:THR:CG2	2.65	0.45
1:D:606:THR:HG1	1:D:614:TYR:HH	1.58	0.45
1:D:652:ILE:O	1:D:655:LEU:HB2	2.17	0.45
1:D:784:GLY:C	2:F:363:ARG:HG2	2.37	0.45
1:D:893:SER:OG	1:D:894:GLN:N	2.48	0.45
1:D:1023:GLN:OE1	1:D:1100:VAL:HG22	2.17	0.45
1:D:1099:TRP:HA	1:D:1099:TRP:CE3	2.51	0.45
2:E:272:ASN:OD1	2:E:292:ASN:ND2	2.46	0.45
2:E:285:LYS:O	2:E:304:TRP:CE3	2.70	0.45
2:E:329:LYS:O	2:E:330:ASN:O	2.34	0.45
2:E:450:ASN:ND2	2:E:452:LEU:HD21	2.27	0.45
2:E:478:TYR:O	2:E:478:TYR:HD1	1.98	0.45
2:F:199:LEU:O	2:F:200:VAL:HB	2.17	0.45
1:A:242:ALA:O	1:A:245:ILE:HG23	2.17	0.45
1:A:269:HIS:C	1:A:294:THR:OG1	2.55	0.45
1:A:441:TRP:CZ2	1:A:874:LEU:HB3	2.51	0.45
1:A:577:CYS:HB3	1:A:578:PRO:HD3	1.87	0.45
1:A:591:LEU:CD1	1:A:594:LEU:HD11	2.47	0.45
1:A:652:ILE:O	1:A:656:TYR:CD2	2.70	0.45
1:A:1038:TRP:CZ3	1:A:1041:TRP:CG	3.04	0.45
1:A:1207:GLU:C	1:A:1210:TYR:CE1	2.90	0.45
2:B:69:LEU:HD21	2:B:351:TYR:CE1	2.51	0.45
2:B:184:ASN:C	2:B:186:LEU:N	2.69	0.45
2:B:285:LYS:O	2:B:305:ASN:N	2.49	0.45
2:C:88:ARG:CB	2:C:88:ARG:CZ	2.94	0.45
2:C:454:HIS:HB3	2:C:466:MET:C	2.36	0.45
2:C:471:LEU:HA	2:C:474:PHE:CB	2.34	0.45

Continued on next page...

Continued from previous page...

Atom-1	Atom-2	Interatomic distance (Å)	Clash overlap (Å)
1:D:76:ILE:CG1	1:D:77:GLN:N	2.79	0.45
1:D:214:ALA:HB3	1:D:219:ALA:N	2.31	0.45
1:D:248:GLU:HB3	1:D:249:VAL:CA	2.07	0.45
1:D:271:VAL:HG22	1:D:295:MET:HB2	1.98	0.45
1:D:279:ARG:HD2	1:D:841:LEU:CD1	2.46	0.45
1:D:365:GLY:C	1:D:367:PRO:HD3	2.36	0.45
1:D:424:LEU:O	1:D:428:LEU:HD12	2.15	0.45
1:D:652:ILE:CG2	1:D:656:TYR:CE2	2.99	0.45
1:D:897:TRP:CZ3	1:D:1177:VAL:CG1	2.98	0.45
1:D:916:PHE:CD1	1:D:920:THR:O	2.69	0.45
1:D:1126:ASP:HB2	1:D:1141:VAL:HG13	1.98	0.45
1:D:1140:LEU:HD23	1:D:1141:VAL:H	1.81	0.45
1:D:1231:LEU:HD21	1:D:1236:GLN:HE22	1.81	0.45
2:E:110:LEU:HA	2:E:378:LEU:HD23	1.97	0.45
2:E:125:VAL:HG22	2:E:241:TRP:CZ3	2.50	0.45
2:E:254:PHE:HA	2:E:257:ARG:NE	2.30	0.45
2:E:259:ARG:NH1	2:E:263:TRP:NE1	2.64	0.45
2:E:280:ASP:N	2:E:304:TRP:CZ3	2.84	0.45
2:F:76:ARG:O	2:F:102:LEU:HD13	2.16	0.45
2:F:78:PHE:O	2:F:99:PHE:HB3	2.17	0.45
2:F:131:LEU:O	2:F:182:ARG:HD3	2.15	0.45
2:F:384:ALA:HA	2:F:414:TRP:HB3	1.98	0.45
2:F:399:CYS:SG	2:F:417:TYR:CE2	3.09	0.45
2:F:413:VAL:HG12	2:F:415:PRO:CD	2.46	0.45
2:F:446:THR:C	2:F:450:ASN:H	2.19	0.45
1:A:107:LEU:HD13	1:A:107:LEU:N	2.32	0.45
1:A:240:SER:O	1:A:243:ASP:CG	2.54	0.45
1:A:288:ARG:CZ	1:A:290:ARG:HH21	2.29	0.45
1:A:386:ARG:CG	1:A:390:GLN:HE22	2.29	0.45
1:A:597:ARG:HE	1:A:597:ARG:HB2	1.28	0.45
1:A:788:GLY:O	1:A:792:LEU:N	2.49	0.45
2:B:77:HIS:CG	2:C:195:ASN:OD1	2.69	0.45
2:B:78:PHE:CE1	2:B:103:GLY:N	2.85	0.45
2:B:130:ALA:HB1	2:B:188:GLY:HA3	1.99	0.45
2:B:301:GLU:HG2	2:B:303:LEU:HD12	1.99	0.45
2:B:336:LEU:CG	2:B:337:SER:N	2.79	0.45
2:C:241:TRP:CG	2:C:243:THR:HG23	2.51	0.45
2:C:342:LEU:HD23	2:C:345:GLY:N	2.17	0.45
1:D:190:PRO:O	1:D:192:GLU:N	2.49	0.45
1:D:253:ALA:HB2	1:D:280:GLU:C	2.37	0.45
1:D:277:HIS:HB3	1:D:291:PHE:CD2	2.52	0.45

Continued on next page...

Continued from previous page...

Atom-1	Atom-2	Interatomic distance (Å)	Clash overlap (Å)
1:D:375:GLU:CD	1:D:379:LYS:HA	2.37	0.45
1:D:389:PHE:CA	1:D:393:MET:HG2	2.45	0.45
1:D:576:LEU:CD1	1:D:577:CYS:SG	3.05	0.45
1:D:597:ARG:HH12	1:D:725:PRO:N	2.14	0.45
1:D:793:GLU:O	1:D:797:MET:CG	2.64	0.45
1:D:887:VAL:N	1:D:1139:TYR:O	2.48	0.45
1:D:897:TRP:CH2	1:D:1173:LEU:HB3	2.52	0.45
1:D:992:LEU:HB2	1:D:997:LEU:HB2	1.98	0.45
1:D:1103:SER:O	1:D:1106:VAL:N	2.50	0.45
1:D:1198:LYS:N	1:D:1204:THR:CG2	2.78	0.45
2:E:109:ASN:HB2	2:E:378:LEU:C	2.37	0.45
2:E:322:LEU:O	2:E:323:HIS:C	2.52	0.45
2:E:372:LEU:O	2:E:458:ARG:CD	2.63	0.45
2:F:111:ALA:O	2:F:115:TRP:HB2	2.15	0.45
2:F:236:GLU:HA	2:F:341:ASP:CG	2.35	0.45
2:F:353:SER:HG	2:F:354:PHE:H	1.65	0.45
2:F:375:HIS:HE2	2:F:377:CYS:HG	1.64	0.45
2:F:455:LEU:CB	2:F:456:ARG:NE	2.74	0.45
1:A:170:ALA:CB	1:A:175:TRP:CZ2	2.67	0.45
1:A:304:LEU:O	1:A:850:ILE:HG21	2.17	0.45
1:A:460:LYS:NZ	1:A:594:LEU:HD21	2.32	0.45
1:A:462:SER:HG	1:A:463:LEU:H	1.61	0.45
1:A:577:CYS:HB3	1:A:578:PRO:HD2	1.97	0.45
1:A:586:THR:O	1:A:587:PRO:C	2.54	0.45
1:A:606:THR:OG1	1:A:613:HIS:CA	2.65	0.45
1:A:607:TRP:HZ2	1:A:670:PRO:C	2.20	0.45
1:A:612:LEU:HD21	1:A:614:TYR:C	2.36	0.45
1:A:784:GLY:HA3	2:C:362:THR:C	2.36	0.45
1:A:892:ASP:CB	1:A:927:ARG:HH22	2.30	0.45
1:A:931:LEU:O	1:A:934:LYS:N	2.49	0.45
1:A:972:ARG:C	1:A:974:THR:H	2.20	0.45
1:A:984:GLN:O	1:A:987:ALA:HB3	2.17	0.45
1:A:1006:ARG:N	1:A:1006:ARG:HD2	2.31	0.45
1:A:1042:GLU:OE1	1:A:1042:GLU:HA	2.17	0.45
1:A:1109:LEU:CD1	1:A:1113:LEU:HD21	2.38	0.45
1:A:1131:ILE:CG2	1:A:1137:VAL:CA	2.84	0.45
1:A:1158:LEU:HD11	1:A:1179:PHE:CE1	2.51	0.45
1:A:1188:CYS:C	1:A:1189:LEU:CD2	2.75	0.45
2:B:122:ARG:CB	2:B:124:GLN:HE21	2.26	0.45
2:B:261:GLN:N	2:B:264:ARG:HD3	2.29	0.45
2:B:320:SER:O	2:B:323:HIS:CD2	2.70	0.45

Continued on next page...

Continued from previous page...

Atom-1	Atom-2	Interatomic distance (Å)	Clash overlap (Å)
2:B:385:LEU:N	2:B:414:TRP:O	2.49	0.45
2:C:187:HIS:HA	2:C:190:LEU:CD1	2.46	0.45
2:C:197:LEU:O	2:C:202:LYS:HA	2.17	0.45
2:C:200:VAL:HG11	2:C:204:LEU:CD1	2.44	0.45
2:C:320:SER:HB3	2:C:321:LYS:CG	2.38	0.45
1:D:103:SER:OG	1:D:104:VAL:N	2.49	0.45
1:D:179:GLY:N	1:D:180:PRO:CD	2.79	0.45
1:D:251:THR:O	1:D:254:SER:N	2.49	0.45
1:D:439:GLN:HG3	1:D:836:LEU:H	1.82	0.45
1:D:466:LEU:O	1:D:470:ALA:HB3	2.17	0.45
1:D:635:PRO:HA	1:D:639:THR:HG1	1.77	0.45
1:D:652:ILE:HG12	1:D:655:LEU:HG	1.98	0.45
1:D:653:GLU:HA	1:D:656:TYR:CD2	2.51	0.45
1:D:877:MET:CE	1:D:1203:PRO:C	2.84	0.45
1:D:944:GLU:CB	1:D:1071:ARG:HD3	2.44	0.45
1:D:1040:LYS:HE3	1:D:1040:LYS:CA	2.46	0.45
1:D:1157:ASN:C	1:D:1161:ARG:HD2	2.36	0.45
1:D:1209:ARG:NH1	2:F:252:LEU:HD22	2.32	0.45
2:E:69:LEU:O	2:E:72:ILE:HB	2.17	0.45
2:E:382:LYS:HE3	2:E:383:VAL:C	2.37	0.45
2:F:78:PHE:CE2	2:F:350:LEU:CD2	2.99	0.45
2:F:193:TYR:CD1	2:F:242:PHE:CE2	3.04	0.45
2:F:322:LEU:HD22	2:F:324:GLY:N	2.32	0.45
2:F:363:ARG:HB3	2:F:363:ARG:HH11	1.77	0.45
2:F:399:CYS:O	2:F:400:GLN:C	2.55	0.45
1:A:145:LYS:CG	1:A:1118:TRP:CH2	2.92	0.45
1:A:296:SER:CB	1:A:846:THR:OG1	2.64	0.45
1:A:298:HIS:O	1:A:299:MET:C	2.54	0.45
1:A:408:GLN:C	1:A:411:LEU:HG	2.36	0.45
1:A:436:PRO:HB3	1:A:880:ALA:H	1.81	0.45
1:A:633:LYS:CD	1:A:634:LEU:N	2.78	0.45
1:A:784:GLY:HA3	2:C:363:ARG:CD	2.47	0.45
1:A:800:PHE:CE2	1:A:867:PRO:CB	3.00	0.45
1:A:808:ILE:HG21	1:A:874:LEU:HD13	1.99	0.45
1:A:851:THR:O	1:A:852:ARG:HG3	2.16	0.45
1:A:995:TYR:C	1:A:996:ARG:HG3	2.37	0.45
1:A:1005:VAL:O	1:A:1006:ARG:C	2.54	0.45
1:A:1074:VAL:CG2	1:A:1098:ASN:HD21	2.30	0.45
2:B:301:GLU:HA	2:B:340:GLY:CA	2.33	0.45
2:B:312:LEU:HA	2:B:312:LEU:HD12	1.71	0.45
2:B:338:VAL:O	2:B:339:ASN:ND2	2.40	0.45

Continued on next page...

Continued from previous page...

Atom-1	Atom-2	Interatomic distance (Å)	Clash overlap (Å)
2:C:200:VAL:HG11	2:C:204:LEU:CB	2.46	0.45
1:D:163:PRO:C	1:D:165:LYS:N	2.64	0.45
1:D:196:VAL:HA	1:D:267:VAL:HG12	1.99	0.45
1:D:225:SER:HA	1:D:228:LEU:CD2	2.44	0.45
1:D:228:LEU:HG	1:D:229:VAL:H	1.82	0.45
1:D:580:LEU:C	1:D:580:LEU:CD1	2.75	0.45
1:D:630:ASN:C	1:D:631:LEU:HD23	2.37	0.45
1:D:655:LEU:C	1:D:659:HIS:NE2	2.70	0.45
1:D:805:HIS:O	1:D:806:LYS:C	2.53	0.45
1:D:877:MET:HE1	1:D:1203:PRO:CA	2.47	0.45
1:D:1158:LEU:CG	1:D:1159:LEU:H	2.27	0.45
1:D:1200:PRO:O	1:D:1200:PRO:CG	2.65	0.45
2:E:104:VAL:CG2	2:F:128:VAL:O	2.65	0.45
2:E:199:LEU:HG	2:E:200:VAL:H	1.80	0.45
2:E:230:SER:OG	2:E:231:ILE:N	2.49	0.45
2:E:407:LEU:HD21	2:E:412:SER:HA	1.93	0.45
2:E:425:LEU:C	2:E:426:GLU:OE1	2.55	0.45
2:F:124:GLN:C	2:F:125:VAL:CG1	2.85	0.45
2:F:452:LEU:O	2:F:453:ILE:CB	2.64	0.45
1:A:197:PHE:HB3	1:A:277:HIS:HD2	1.79	0.45
1:A:296:SER:OG	1:A:297:MET:N	2.50	0.45
1:A:312:TRP:CH2	1:A:346:ASP:N	2.85	0.45
1:A:316:LYS:HB2	1:A:348:LEU:HD12	1.97	0.45
1:A:424:LEU:N	1:A:424:LEU:CD2	2.64	0.45
1:A:452:TYR:CD1	1:A:801:TRP:NE1	2.83	0.45
1:A:462:SER:C	1:A:466:LEU:CD2	2.81	0.45
1:A:559:LEU:CG	1:A:560:PRO:HD3	2.46	0.45
1:A:611:PRO:HG3	1:A:671:GLN:HG3	1.99	0.45
1:A:821:LEU:CD1	1:A:825:VAL:CB	2.92	0.45
1:A:869:ARG:O	1:A:870:VAL:C	2.55	0.45
1:A:875:LYS:HA	1:A:878:VAL:CG2	2.47	0.45
1:A:1108:TYR:CE2	1:A:1112:MET:CE	2.99	0.45
1:A:1108:TYR:CA	1:A:1164:PHE:HZ	2.29	0.45
1:A:1131:ILE:HG23	1:A:1137:VAL:HA	1.94	0.45
2:B:99:PHE:O	2:C:128:VAL:CG1	2.65	0.45
2:B:348:ALA:C	2:B:350:LEU:H	2.20	0.45
2:B:391:PRO:CD	2:B:392:THR:H	2.29	0.45
2:B:405:GLU:OE1	2:B:405:GLU:HA	2.16	0.45
2:B:431:LYS:O	2:B:431:LYS:HG2	2.16	0.45
2:C:121:PHE:C	2:C:123:GLU:N	2.69	0.45
2:C:185:LEU:HD12	2:C:236:GLU:HB2	1.99	0.45

Continued on next page...

Continued from previous page...

Atom-1	Atom-2	Interatomic distance (Å)	Clash overlap (Å)
2:C:325:ARG:NH2	2:C:327:GLY:CA	2.80	0.45
2:C:484:ASN:O	2:C:485:VAL:C	2.55	0.45
1:D:104:VAL:CG1	1:D:105:GLU:N	2.79	0.45
1:D:294:THR:CB	1:D:407:PHE:CE2	2.99	0.45
1:D:346:ASP:H	1:D:1040:LYS:CD	2.24	0.45
1:D:361:ARG:NH2	1:D:362:LEU:CG	2.79	0.45
1:D:461:LYS:H	1:D:461:LYS:HD2	1.82	0.45
1:D:482:ASP:CB	1:D:483:PRO:CD	2.95	0.45
1:D:815:TRP:CZ3	1:D:836:LEU:CB	2.99	0.45
1:D:1154:GLN:HG2	1:D:1179:PHE:CD2	2.52	0.45
2:E:91:LEU:HD22	2:E:91:LEU:N	2.32	0.45
2:E:196:CYS:O	2:E:197:LEU:C	2.55	0.45
2:E:214:CYS:SG	2:E:236:GLU:CB	3.05	0.45
2:E:258:HIS:O	2:E:261:GLN:HB2	2.17	0.45
2:E:322:LEU:HD12	2:E:332:VAL:HG11	1.98	0.45
2:F:69:LEU:O	2:F:69:LEU:HD12	2.17	0.45
2:F:72:ILE:O	2:F:75:ARG:O	2.35	0.45
2:F:146:ARG:HD2	2:F:228:VAL:HG21	1.98	0.45
2:F:389:ARG:NH2	2:F:390:GLY:HA3	2.32	0.45
2:F:431:LYS:CE	2:F:435:MET:HG2	2.47	0.45
1:A:98:ALA:O	1:A:102:ARG:CG	2.57	0.45
1:A:131:TYR:CD2	1:A:131:TYR:N	2.79	0.45
1:A:406:VAL:CG2	1:A:407:PHE:HD2	2.30	0.45
1:A:614:TYR:HE2	1:A:620:TRP:CE3	2.35	0.45
1:A:657:ARG:O	1:A:658:LYS:C	2.53	0.45
1:A:828:HIS:O	1:A:830:ASP:OD2	2.36	0.45
1:A:875:LYS:CA	1:A:878:VAL:HG23	2.47	0.45
1:A:979:ALA:O	1:A:980:GLU:C	2.55	0.45
2:B:106:LEU:O	2:B:109:ASN:CB	2.65	0.45
2:B:114:TRP:HD1	2:B:262:TRP:CE3	2.35	0.45
2:B:250:GLN:O	2:B:252:LEU:N	2.42	0.45
2:C:114:TRP:HB2	2:C:262:TRP:CZ2	2.51	0.45
2:C:275:SER:CB	2:C:287:ASN:ND2	2.75	0.45
2:C:306:LEU:N	2:C:335:VAL:CG1	2.69	0.45
2:C:353:SER:HB3	2:C:373:LYS:O	2.17	0.45
2:C:476:ILE:HD13	2:C:477:LYS:HG3	1.99	0.45
1:D:80:SER:C	1:D:83:LEU:HD22	2.37	0.45
1:D:138:HIS:HA	1:D:141:LEU:CD1	2.47	0.45
1:D:173:GLU:C	1:D:220:TRP:HB3	2.38	0.45
1:D:208:CYS:SG	1:D:245:ILE:HG22	2.57	0.45
1:D:438:ASN:HD21	1:D:882:PRO:HD3	1.82	0.45

Continued on next page...

Continued from previous page...

Atom-1	Atom-2	Interatomic distance (Å)	Clash overlap (Å)
1:D:457:ARG:O	1:D:461:LYS:HD2	2.17	0.45
1:D:539:PHE:O	1:D:540:GLN:HB2	2.17	0.45
1:D:807:ARG:HH22	1:D:1061:LEU:CD1	2.30	0.45
1:D:822:PRO:CD	1:D:825:VAL:CG2	2.78	0.45
1:D:972:ARG:C	1:D:974:THR:H	2.20	0.45
1:D:1184:ASP:OD1	1:D:1184:ASP:N	2.48	0.45
2:E:193:TYR:CE2	2:E:322:LEU:HB3	2.49	0.45
2:E:431:LYS:HD3	2:E:434:GLU:HG3	1.99	0.45
2:F:126:PHE:HB2	2:F:128:VAL:HG23	1.98	0.45
2:F:317:GLY:O	2:F:318:ASN:C	2.55	0.45
1:A:83:LEU:O	1:A:86:GLN:N	2.50	0.44
1:A:252:GLY:O	1:A:256:PRO:HB3	2.17	0.44
1:A:348:LEU:HD13	1:A:350:ILE:CD1	2.45	0.44
1:A:371:LYS:C	1:A:372:GLU:CG	2.79	0.44
1:A:412:PRO:O	1:A:416:GLU:HG3	2.17	0.44
1:A:444:TYR:O	1:A:448:ALA:HB2	2.17	0.44
1:A:498:LYS:CG	1:A:518:ALA:HB3	2.47	0.44
1:A:897:TRP:O	1:A:900:ALA:CB	2.53	0.44
1:A:938:THR:O	1:A:939:VAL:CG2	2.65	0.44
1:A:1030:ARG:CG	1:A:1040:LYS:NZ	2.62	0.44
2:B:76:ARG:O	2:B:77:HIS:O	2.35	0.44
2:B:214:CYS:HB3	2:B:236:GLU:CD	2.38	0.44
2:B:243:THR:O	2:B:334:CYS:HB2	2.18	0.44
2:B:453:ILE:HD13	2:B:466:MET:O	2.17	0.44
2:C:70:LEU:O	2:C:73:CYS:N	2.46	0.44
2:C:83:LYS:O	2:C:86:LEU:HB2	2.17	0.44
2:C:251:TRP:CZ3	2:C:254:PHE:CG	3.04	0.44
2:C:382:LYS:HD3	2:C:411:ILE:CD1	2.46	0.44
2:C:431:LYS:CE	2:C:435:MET:HG2	2.44	0.44
1:D:189:ILE:CG2	1:D:258:GLN:CB	2.89	0.44
1:D:282:TYR:CD1	1:D:282:TYR:N	2.84	0.44
1:D:295:MET:CE	1:D:354:ASN:HA	2.46	0.44
1:D:374:ARG:CD	1:D:392:LEU:CD2	2.87	0.44
1:D:375:GLU:C	1:D:378:VAL:H	2.19	0.44
1:D:416:GLU:C	1:D:418:CYS:N	2.69	0.44
1:D:429:GLU:CG	1:D:1117:LYS:HE2	2.43	0.44
1:D:612:LEU:HD23	1:D:620:TRP:O	2.17	0.44
1:D:733:HIS:O	1:D:750:PHE:O	2.35	0.44
1:D:743:ASP:CB	1:D:744:ILE:HD13	2.46	0.44
1:D:770:PHE:CE1	1:D:968:GLN:C	2.91	0.44
1:D:829:PRO:CD	1:D:829:PRO:O	2.66	0.44

Continued on next page...

Continued from previous page...

Atom-1	Atom-2	Interatomic distance (Å)	Clash overlap (Å)
1:D:1139:TYR:CD1	1:D:1153:LEU:HD13	2.53	0.44
2:F:229:LYS:O	2:F:230:SER:HB2	2.17	0.44
2:F:307:GLY:N	2:F:335:VAL:CG1	2.80	0.44
2:F:326:ASP:CG	2:F:329:LYS:CB	2.86	0.44
2:F:344:ARG:CG	2:F:347:LEU:HD22	2.47	0.44
2:F:375:HIS:NE2	2:F:377:CYS:SG	2.89	0.44
2:F:429:TYR:O	2:F:432:TYR:HB2	2.17	0.44
2:F:471:LEU:O	2:F:472:LYS:C	2.56	0.44
2:F:474:PHE:CD2	2:F:475:LEU:HD23	2.53	0.44
1:A:273:PHE:CD2	1:A:273:PHE:N	2.85	0.44
1:A:316:LYS:HZ2	1:A:350:ILE:HG21	1.82	0.44
1:A:392:LEU:CG	1:A:395:TYR:HB2	2.47	0.44
1:A:490:TRP:HH2	1:A:597:ARG:O	1.99	0.44
1:A:630:ASN:HD21	1:A:632:ALA:CB	2.30	0.44
1:A:659:HIS:CD2	1:A:720:THR:CG2	3.00	0.44
1:A:724:GLY:HA2	1:A:725:PRO:HA	1.55	0.44
1:A:773:LYS:HZ2	1:A:1057:MET:HE1	1.83	0.44
1:A:1035:LYS:HG3	1:A:1039:LYS:HE2	0.80	0.44
1:A:1048:ALA:CB	1:A:1092:PHE:CE1	3.00	0.44
2:B:105:GLU:HG3	2:B:380:PRO:O	2.17	0.44
2:B:289:LEU:N	2:B:301:GLU:O	2.48	0.44
2:C:83:LYS:N	2:C:86:LEU:HD22	2.32	0.44
2:C:214:CYS:SG	2:C:236:GLU:CG	3.05	0.44
2:C:243:THR:HB	2:C:247:THR:HG21	1.99	0.44
2:C:280:ASP:C	2:C:282:GLU:H	2.21	0.44
2:C:320:SER:CB	2:C:321:LYS:HG3	2.35	0.44
2:C:348:ALA:O	2:C:351:TYR:HB2	2.17	0.44
1:D:223:TRP:CZ3	1:D:250:PRO:HB3	2.49	0.44
1:D:267:VAL:CG2	1:D:291:PHE:CE2	2.99	0.44
1:D:486:TRP:CE3	1:D:598:VAL:HG21	2.53	0.44
1:D:529:ASP:O	1:D:530:LEU:CB	2.57	0.44
1:D:542:ASP:O	1:D:546:ARG:CB	2.65	0.44
1:D:576:LEU:H	1:D:579:ARG:HD2	1.83	0.44
1:D:840:ILE:C	1:D:841:LEU:HD23	2.37	0.44
1:D:887:VAL:CG1	1:D:1183:VAL:HG11	2.47	0.44
1:D:1067:SER:HB3	1:D:1073:PRO:HD2	1.98	0.44
1:D:1099:TRP:HA	1:D:1099:TRP:HE3	1.82	0.44
1:D:1108:TYR:O	1:D:1109:LEU:C	2.54	0.44
1:D:1131:ILE:HG13	1:D:1138:ARG:HB2	1.99	0.44
1:D:1155:ILE:O	1:D:1157:ASN:N	2.50	0.44
1:D:1180:PHE:O	1:D:1181:SER:C	2.56	0.44

Continued on next page...

Continued from previous page...

Atom-1	Atom-2	Interatomic distance (Å)	Clash overlap (Å)
2:E:199:LEU:CB	2:F:77:HIS:NE2	2.74	0.44
2:E:311:LEU:H	2:E:313:HIS:HB3	1.82	0.44
2:E:318:ASN:C	2:E:320:SER:N	2.70	0.44
2:E:380:PRO:CG	2:E:438:LEU:CD1	2.96	0.44
2:F:389:ARG:CD	2:F:390:GLY:N	2.81	0.44
2:F:484:ASN:O	2:F:485:VAL:C	2.56	0.44
1:A:129:PRO:O	1:A:131:TYR:CE2	2.70	0.44
1:A:196:VAL:O	1:A:401:TRP:CH2	2.61	0.44
1:A:210:THR:HA	1:A:224:CYS:HB2	1.95	0.44
1:A:266:VAL:HG22	1:A:267:VAL:H	1.82	0.44
1:A:439:GLN:HG2	1:A:836:LEU:H	1.78	0.44
1:A:470:ALA:O	1:A:474:LEU:HD13	2.17	0.44
1:A:549:LEU:HD23	1:A:549:LEU:HA	1.54	0.44
1:A:656:TYR:HA	1:A:659:HIS:CD2	2.51	0.44
1:A:907:PHE:CZ	1:A:1001:GLY:CA	2.99	0.44
1:A:1068:ASP:N	1:A:1071:ARG:HG2	2.02	0.44
2:B:385:LEU:O	2:B:415:PRO:HA	2.17	0.44
2:C:87:SER:O	2:C:90:SER:N	2.49	0.44
2:C:450:ASN:OD1	2:C:453:ILE:HD12	2.17	0.44
1:D:127:LEU:HD23	1:D:128:PRO:HD2	1.98	0.44
1:D:220:TRP:NE1	1:D:221:TYR:HD2	2.14	0.44
1:D:221:TYR:O	1:D:222:SER:CB	2.65	0.44
1:D:257:THR:C	1:D:258:GLN:CG	2.85	0.44
1:D:515:ILE:CG2	1:D:565:HIS:CG	3.00	0.44
1:D:546:ARG:NH2	2:F:408:GLU:CD	2.71	0.44
1:D:711:ALA:O	1:D:712:VAL:HB	2.17	0.44
1:D:823:ARG:NH1	1:D:824:ALA:CB	2.80	0.44
1:D:886:LEU:N	1:D:1146:ARG:NH1	2.66	0.44
1:D:992:LEU:C	1:D:996:ARG:CD	2.86	0.44
1:D:1015:THR:HB	1:D:1016:GLU:H	1.19	0.44
1:D:1046:GLU:O	1:D:1049:TRP:CD1	2.70	0.44
2:E:293:PHE:O	2:E:294:PRO:C	2.56	0.44
2:F:59:ALA:N	2:F:60:PRO:HD2	2.32	0.44
2:F:196:CYS:HB2	2:F:206:TYR:OH	2.18	0.44
2:F:239:LEU:N	2:F:338:VAL:HG13	2.22	0.44
2:F:385:LEU:HD23	2:F:385:LEU:HA	1.75	0.44
2:F:407:LEU:HD13	2:F:408:GLU:OE2	2.17	0.44
1:A:215:ILE:HD12	1:A:401:TRP:CE3	2.51	0.44
1:A:248:GLU:O	1:A:249:VAL:C	2.54	0.44
1:A:316:LYS:CD	1:A:350:ILE:CG1	2.85	0.44
1:A:464:MET:SD	1:A:578:PRO:O	2.76	0.44

Continued on next page...

Continued from previous page...

Atom-1	Atom-2	Interatomic distance (Å)	Clash overlap (Å)
1:A:472:GLN:CG	2:C:460:THR:HB	2.41	0.44
1:A:477:GLU:CG	1:A:478:ARG:N	2.32	0.44
1:A:497:GLN:OE1	1:A:497:GLN:O	2.35	0.44
1:A:504:LYS:O	1:A:505:LYS:HG3	2.17	0.44
1:A:515:ILE:HG13	1:A:568:GLY:O	2.17	0.44
1:A:579:ARG:HG2	1:A:579:ARG:NH1	2.33	0.44
1:A:580:LEU:HD23	1:A:596:MET:SD	2.58	0.44
1:A:612:LEU:HD22	1:A:620:TRP:CA	2.45	0.44
1:A:646:VAL:O	1:A:647:CYS:HB2	2.17	0.44
1:A:737:GLY:N	1:A:750:PHE:HE1	2.16	0.44
1:A:801:TRP:CE2	1:A:805:HIS:HB2	2.53	0.44
1:A:862:ALA:HB1	1:A:875:LYS:CE	2.46	0.44
1:A:945:HIS:NE2	1:A:969:PHE:CG	2.85	0.44
1:A:980:GLU:O	1:A:984:GLN:HG3	2.18	0.44
1:A:993:ARG:HG3	1:A:994:TRP:CD1	2.52	0.44
1:A:1133:ILE:HG23	1:A:1133:ILE:O	2.18	0.44
1:A:1146:ARG:HH11	1:A:1146:ARG:HG3	1.82	0.44
1:A:1209:ARG:HH22	2:C:256:LEU:HG	1.82	0.44
2:B:251:TRP:HA	2:B:251:TRP:HE3	1.83	0.44
2:C:92:LEU:CD2	2:C:344:ARG:HE	2.28	0.44
2:C:185:LEU:CD2	2:C:214:CYS:SG	3.05	0.44
2:C:241:TRP:CZ3	2:C:255:TRP:CZ2	3.06	0.44
2:C:375:HIS:CD2	2:C:377:CYS:H	2.36	0.44
1:D:249:VAL:HG11	1:D:251:THR:CG2	2.47	0.44
1:D:305:SER:HB2	1:D:308:GLN:CD	2.38	0.44
1:D:803:ASN:OD1	1:D:803:ASN:N	2.50	0.44
1:D:958:GLY:O	1:D:959:GLN:C	2.56	0.44
1:D:1111:LEU:HD12	1:D:1111:LEU:N	2.32	0.44
1:D:1111:LEU:CD1	1:D:1111:LEU:N	2.80	0.44
1:D:1166:TYR:CE2	1:D:1171:ASN:HA	2.53	0.44
2:E:94:GLY:CA	2:E:96:HIS:CE1	2.97	0.44
2:F:405:GLU:OE1	2:F:406:LEU:HD12	2.16	0.44
2:F:407:LEU:HD23	2:F:407:LEU:O	2.17	0.44
1:A:247:LEU:HD11	1:A:251:THR:HG21	1.96	0.44
1:A:467:ALA:HB2	1:A:602:LEU:HD13	2.00	0.44
1:A:484:TRP:O	1:A:488:LEU:CG	2.57	0.44
1:A:515:ILE:HG12	1:A:565:HIS:HA	1.99	0.44
1:A:756:ASP:OD1	1:A:770:PHE:HZ	2.00	0.44
1:A:762:VAL:HG23	1:A:763:GLY:N	2.32	0.44
1:A:893:SER:O	1:A:894:GLN:C	2.55	0.44
1:A:1014:ARG:O	1:A:1014:ARG:HG2	2.17	0.44

Continued on next page...

Continued from previous page...

Atom-1	Atom-2	Interatomic distance (Å)	Clash overlap (Å)
2:B:79:LEU:C	2:B:100:GLY:HA3	2.38	0.44
2:B:100:GLY:CA	2:C:128:VAL:HG11	2.47	0.44
2:B:461:THR:CG2	2:B:463:LYS:NZ	2.80	0.44
2:C:395:LEU:CD1	2:C:444:THR:CA	2.90	0.44
2:C:449:GLU:H	2:C:451:GLY:N	2.15	0.44
2:C:459:ASP:O	2:C:460:THR:OG1	2.32	0.44
1:D:192:GLU:HG2	1:D:193:ARG:C	2.38	0.44
1:D:301:ILE:HG13	1:D:415:LEU:HD12	1.99	0.44
1:D:384:ASP:O	1:D:388:ASN:OD1	2.36	0.44
1:D:549:LEU:C	1:D:551:LYS:HD2	2.38	0.44
1:D:726:LYS:O	1:D:727:ASP:HB3	2.17	0.44
1:D:786:ALA:O	1:D:787:SER:HB3	2.17	0.44
1:D:826:ILE:O	1:D:829:PRO:HB3	2.18	0.44
1:D:876:ALA:O	1:D:1189:LEU:HD23	2.18	0.44
1:D:897:TRP:CH2	1:D:1173:LEU:HD22	2.53	0.44
1:D:1027:LYS:CB	1:D:1091:GLU:CA	2.85	0.44
1:D:1129:PHE:HB2	1:D:1138:ARG:O	2.17	0.44
1:D:1209:ARG:NH1	2:F:252:LEU:CD1	2.64	0.44
1:D:1224:ILE:HD11	1:D:1228:LYS:HE3	2.00	0.44
2:E:109:ASN:CB	2:E:378:LEU:O	2.66	0.44
2:E:382:LYS:HG3	2:E:383:VAL:H	1.68	0.44
2:E:382:LYS:CD	2:E:383:VAL:H	2.31	0.44
2:E:384:ALA:HB1	2:E:385:LEU:H	1.13	0.44
2:E:441:VAL:HG22	2:E:455:LEU:HD13	2.00	0.44
2:F:129:ASP:OD1	2:F:131:LEU:HD13	2.18	0.44
2:F:138:LEU:HB3	2:F:139:LEU:H	1.57	0.44
2:F:263:TRP:CZ3	2:F:349:TYR:CE2	3.06	0.44
2:F:394:GLU:N	2:F:394:GLU:OE1	2.51	0.44
2:F:426:GLU:O	2:F:429:TYR:HB2	2.17	0.44
2:F:444:THR:O	2:F:447:THR:HG21	2.12	0.44
2:F:454:HIS:CD2	2:F:468:ILE:HG13	2.53	0.44
1:A:652:ILE:O	1:A:655:LEU:HD12	2.17	0.44
1:A:655:LEU:HA	1:A:713:PRO:HB3	2.00	0.44
1:A:905:ALA:CA	1:A:910:MET:HB3	2.47	0.44
1:A:933:SER:HB2	1:A:943:ARG:NH1	2.33	0.44
1:A:934:LYS:HE3	1:A:934:LYS:HB2	1.77	0.44
1:A:973:LEU:HD13	1:A:977:GLU:OE1	2.18	0.44
1:A:1026:ARG:CA	1:A:1029:GLN:NE2	2.80	0.44
1:A:1041:TRP:CD1	1:A:1043:VAL:CB	2.97	0.44
1:A:1146:ARG:HH22	1:A:1186:ASP:H	1.65	0.44
1:A:1208:ARG:CZ	2:C:277:ASP:OD1	2.65	0.44

Continued on next page...

Continued from previous page...

Atom-1	Atom-2	Interatomic distance (Å)	Clash overlap (Å)
2:B:132:HIS:CD2	2:B:182:ARG:NH1	2.85	0.44
2:B:217:PRO:HB2	2:B:231:ILE:HB	1.97	0.44
2:B:259:ARG:HD2	2:B:262:TRP:CB	2.48	0.44
2:C:199:LEU:HD12	2:C:200:VAL:N	2.32	0.44
2:C:483:LYS:O	2:C:485:VAL:CG1	2.66	0.44
1:D:83:LEU:C	1:D:87:ILE:O	2.56	0.44
1:D:368:PRO:HA	1:D:369:LEU:HA	1.41	0.44
1:D:518:ALA:O	1:D:521:PRO:HD2	2.17	0.44
1:D:597:ARG:O	1:D:600:PRO:HD2	2.17	0.44
1:D:598:VAL:N	1:D:616:GLU:OE1	2.49	0.44
1:D:801:TRP:CD2	1:D:870:VAL:HG12	2.53	0.44
1:D:985:MET:O	1:D:986:TYR:C	2.56	0.44
1:D:1027:LYS:HD3	1:D:1027:LYS:N	2.33	0.44
1:D:1118:TRP:NE1	1:D:1122:GLU:OE1	2.51	0.44
1:D:1163:MET:CE	1:D:1167:LYS:CG	2.95	0.44
2:E:386:ASP:HB3	2:E:441:VAL:O	2.18	0.44
2:F:79:LEU:HA	2:F:79:LEU:HD13	1.72	0.44
2:F:241:TRP:HE3	2:F:336:LEU:CD1	2.30	0.44
2:F:259:ARG:CZ	2:F:339:ASN:HD21	2.31	0.44
1:A:70:ARG:HD3	1:A:81:ARG:HB3	1.99	0.44
1:A:184:ALA:O	1:A:185:VAL:CG1	2.58	0.44
1:A:188:ALA:O	1:A:189:ILE:CG1	2.65	0.44
1:A:192:GLU:HB3	1:A:195:LEU:HD21	1.95	0.44
1:A:316:LYS:NZ	1:A:350:ILE:CG1	2.80	0.44
1:A:316:LYS:CB	1:A:348:LEU:HD11	2.47	0.44
1:A:515:ILE:HG12	1:A:565:HIS:CA	2.48	0.44
1:A:623:LEU:H	1:A:623:LEU:CD2	2.29	0.44
1:A:630:ASN:O	1:A:631:LEU:HD23	2.18	0.44
1:A:741:ASP:O	1:A:742:VAL:CB	2.50	0.44
1:A:792:LEU:O	1:A:796:LYS:CG	2.66	0.44
1:A:901:VAL:HA	1:A:904:ASP:OD2	2.18	0.44
1:A:992:LEU:HD12	1:A:993:ARG:N	2.28	0.44
1:A:1064:ILE:C	1:A:1066:THR:H	2.21	0.44
1:A:1179:PHE:O	1:A:1220:ILE:CD1	2.65	0.44
2:B:132:HIS:CG	2:B:182:ARG:CZ	3.01	0.44
2:B:259:ARG:HH11	2:B:259:ARG:CB	2.29	0.44
2:B:277:ASP:HA	2:B:287:ASN:ND2	2.33	0.44
2:B:343:ASP:CG	2:B:344:ARG:HH21	2.18	0.44
2:B:423:SER:O	2:B:424:SER:HB3	2.17	0.44
2:C:200:VAL:HB	2:C:204:LEU:HD22	1.99	0.44
2:C:254:PHE:HE2	2:C:255:TRP:CE2	2.36	0.44

Continued on next page...

Continued from previous page...

Atom-1	Atom-2	Interatomic distance (Å)	Clash overlap (Å)
2:C:293:PHE:HB3	2:C:294:PRO:CD	2.47	0.44
2:C:363:ARG:NH1	2:C:363:ARG:CB	2.81	0.44
2:C:387:VAL:CG1	2:C:395:LEU:O	2.66	0.44
1:D:120:LEU:N	1:D:121:PRO:HD2	2.33	0.44
1:D:127:LEU:HA	1:D:128:PRO:HD3	1.56	0.44
1:D:143:ALA:HA	1:D:146:GLN:HG3	1.99	0.44
1:D:225:SER:O	1:D:229:VAL:HG22	2.18	0.44
1:D:416:GLU:HG3	1:D:416:GLU:H	1.66	0.44
1:D:448:ALA:HB1	1:D:870:VAL:CB	2.37	0.44
1:D:515:ILE:O	1:D:565:HIS:CE1	2.70	0.44
1:D:728:THR:HG22	1:D:729:GLN:N	2.32	0.44
1:D:784:GLY:O	2:F:363:ARG:HG2	2.17	0.44
1:D:1190:ARG:NH1	1:D:1195:MET:SD	2.90	0.44
1:D:1200:PRO:O	1:D:1203:PRO:CD	2.40	0.44
1:D:1204:THR:C	1:D:1207:GLU:H	2.21	0.44
2:E:90:SER:OG	2:E:96:HIS:N	2.51	0.44
2:E:203:ARG:CG	2:E:203:ARG:NH2	2.79	0.44
2:E:299:LEU:HD23	2:E:299:LEU:C	2.38	0.44
2:E:325:ARG:HA	2:E:331:VAL:HG12	1.98	0.44
2:E:437:ILE:CG2	2:E:439:PHE:O	2.66	0.44
2:F:78:PHE:HZ	2:F:346:MET:CE	2.29	0.44
2:F:106:LEU:O	2:F:107:ARG:C	2.53	0.44
2:F:128:VAL:HG12	2:F:129:ASP:H	1.83	0.44
1:A:79:LEU:CD1	1:A:1172:ASP:OD2	2.66	0.44
1:A:106:HIS:C	1:A:108:GLN:H	2.20	0.44
1:A:170:ALA:HB1	1:A:175:TRP:CH2	2.47	0.44
1:A:617:ARG:HB2	1:A:725:PRO:HD3	2.00	0.44
1:A:634:LEU:CD1	1:A:638:THR:HG21	2.47	0.44
1:A:869:ARG:HB3	1:A:872:SER:OG	2.18	0.44
1:A:930:ASP:C	1:A:933:SER:HB3	2.39	0.44
1:A:967:MET:HG2	1:A:978:ALA:HB2	1.99	0.44
1:A:967:MET:SD	1:A:978:ALA:HB2	2.57	0.44
1:A:1065:ALA:O	1:A:1071:ARG:HB3	2.17	0.44
2:B:114:TRP:C	2:B:116:THR:N	2.69	0.44
2:B:229:LYS:N	2:B:229:LYS:CD	2.78	0.44
2:B:236:GLU:CG	2:B:341:ASP:HB3	2.48	0.44
2:B:468:ILE:O	2:B:468:ILE:CG2	2.62	0.44
2:C:331:VAL:CG1	2:C:332:VAL:N	2.79	0.44
2:C:348:ALA:O	2:C:352:ASP:N	2.48	0.44
2:C:351:TYR:O	2:C:355:GLN:HB2	2.09	0.44
2:C:361:PHE:HD2	2:C:362:THR:CG2	2.30	0.44

Continued on next page...

Continued from previous page...

Atom-1	Atom-2	Interatomic distance (Å)	Clash overlap (Å)
2:C:367:LEU:C	2:C:367:LEU:HD12	2.38	0.44
1:D:175:TRP:CZ2	1:D:183:GLU:CG	3.01	0.44
1:D:195:LEU:C	1:D:267:VAL:HG12	2.38	0.44
1:D:242:ALA:O	1:D:246:PRO:CD	2.57	0.44
1:D:269:HIS:C	1:D:294:THR:CG2	2.79	0.44
1:D:279:ARG:NH1	1:D:841:LEU:HA	2.33	0.44
1:D:293:ASP:OD2	1:D:294:THR:N	2.51	0.44
1:D:482:ASP:HB2	1:D:483:PRO:CD	2.46	0.44
1:D:547:ALA:C	1:D:551:LYS:CD	2.85	0.44
1:D:585:TRP:CE3	1:D:585:TRP:N	2.86	0.44
1:D:728:THR:CG2	1:D:741:ASP:OD2	2.64	0.44
1:D:790:ARG:C	1:D:792:LEU:N	2.71	0.44
1:D:866:ARG:CB	1:D:867:PRO:HD3	2.29	0.44
1:D:870:VAL:HG22	1:D:874:LEU:HD22	2.00	0.44
1:D:927:ARG:HG3	1:D:927:ARG:HH11	1.83	0.44
1:D:1019:TRP:HE3	1:D:1168:LEU:CD1	2.30	0.44
2:E:125:VAL:HG22	2:E:241:TRP:HZ3	1.82	0.44
2:E:128:VAL:CB	2:E:208:LEU:HB3	2.35	0.44
2:E:185:LEU:HD12	2:E:237:ALA:O	2.17	0.44
2:E:215:PHE:C	2:E:216:HIS:HD2	2.21	0.44
2:E:335:VAL:CG2	2:E:336:LEU:H	2.31	0.44
2:E:404:ASN:C	2:E:406:LEU:H	2.21	0.44
2:F:270:PRO:O	2:F:273:PHE:HD2	2.01	0.44
2:F:451:GLY:O	2:F:452:LEU:CB	2.55	0.44
2:F:476:ILE:HD13	2:F:477:LYS:H	1.82	0.44
1:A:97:GLU:O	1:A:98:ALA:C	2.54	0.44
1:A:195:LEU:HA	1:A:216:SER:OG	2.18	0.44
1:A:241:PRO:C	1:A:244:LEU:HB2	2.38	0.44
1:A:493:GLN:O	1:A:495:PHE:CD1	2.71	0.44
1:A:494:GLU:HB2	1:A:572:TRP:CE2	2.52	0.44
1:A:612:LEU:C	1:A:612:LEU:HD12	2.38	0.44
1:A:635:PRO:C	1:A:637:GLY:N	2.71	0.44
1:A:730:PRO:CB	1:A:760:CYS:O	2.66	0.44
1:A:789:PRO:O	1:A:793:GLU:CB	2.65	0.44
1:A:950:ASN:O	1:A:951:TYR:O	2.35	0.44
1:A:963:GLU:HA	1:A:966:LEU:HG	1.99	0.44
1:A:1030:ARG:NH2	1:A:1044:VAL:CG1	2.81	0.44
1:A:1179:PHE:HB3	1:A:1220:ILE:CG1	2.31	0.44
2:B:79:LEU:HA	2:B:100:GLY:CA	2.48	0.44
2:B:206:TYR:CE1	2:B:242:PHE:HZ	2.36	0.44
2:B:418:LEU:HD23	2:B:418:LEU:O	2.18	0.44

Continued on next page...

Continued from previous page...

Atom-1	Atom-2	Interatomic distance (Å)	Clash overlap (Å)
2:C:115:TRP:CD1	2:C:119:VAL:HG21	2.53	0.44
2:C:204:LEU:HG	2:C:206:TYR:CG	2.53	0.44
1:D:404:HIS:O	1:D:408:GLN:CB	2.66	0.44
1:D:601:LYS:CE	1:D:721:ALA:HB1	2.32	0.44
1:D:768:LYS:CA	1:D:772:PRO:CD	2.96	0.44
1:D:873:GLU:HB2	1:D:1203:PRO:HB3	2.00	0.44
1:D:904:ASP:OD2	1:D:915:ALA:CB	2.63	0.44
1:D:914:THR:HA	1:D:918:TRP:CB	2.48	0.44
2:F:279:GLN:NE2	2:F:279:GLN:HA	2.33	0.44
2:F:342:LEU:HD23	2:F:342:LEU:C	2.38	0.44
1:A:80:SER:H	1:A:83:LEU:CD1	2.08	0.43
1:A:480:LYS:HA	1:A:484:TRP:HD1	1.82	0.43
1:A:486:TRP:CZ3	1:A:598:VAL:CG2	2.96	0.43
1:A:498:LYS:HG2	1:A:518:ALA:H	1.83	0.43
1:A:560:PRO:CB	2:C:452:LEU:HD21	2.47	0.43
1:A:877:MET:HA	1:A:877:MET:HE3	2.00	0.43
1:A:1195:MET:O	1:A:1196:ASP:CG	2.56	0.43
1:A:1218:LEU:O	1:A:1219:ASP:CB	2.46	0.43
2:B:182:ARG:CD	2:B:214:CYS:HA	2.48	0.43
2:B:461:THR:HG23	2:B:461:THR:O	2.18	0.43
2:B:471:LEU:HD12	2:B:474:PHE:HD2	1.83	0.43
2:C:90:SER:HB2	2:C:95:CYS:SG	2.59	0.43
2:C:262:TRP:HZ3	2:C:263:TRP:CZ2	2.35	0.43
2:C:294:PRO:HG3	2:C:355:GLN:NE2	2.32	0.43
2:C:346:MET:CE	2:C:347:LEU:HD12	2.48	0.43
2:C:444:THR:N	2:C:447:THR:HG21	2.33	0.43
1:D:79:LEU:HD11	1:D:1173:LEU:C	2.33	0.43
1:D:80:SER:N	1:D:83:LEU:HD11	2.33	0.43
1:D:119:PRO:HG2	1:D:120:LEU:HD22	1.99	0.43
1:D:166:PRO:HA	1:D:167:PRO:HD3	1.47	0.43
1:D:247:LEU:N	1:D:815:TRP:HD1	2.14	0.43
1:D:553:LYS:HD3	2:F:468:ILE:HG21	1.99	0.43
1:D:588:GLY:N	1:D:806:LYS:HZ1	2.16	0.43
1:D:770:PHE:HE1	1:D:968:GLN:CA	2.30	0.43
1:D:776:ASP:OD1	1:D:776:ASP:C	2.57	0.43
1:D:990:LYS:HE2	1:D:1000:GLU:OE2	2.14	0.43
2:E:72:ILE:N	2:E:72:ILE:CD1	2.80	0.43
2:E:235:THR:H	2:E:343:ASP:CG	2.22	0.43
2:F:70:LEU:O	2:F:73:CYS:N	2.47	0.43
2:F:186:LEU:O	2:F:187:HIS:C	2.56	0.43
2:F:191:GLU:CD	2:F:315:TYR:HH	2.21	0.43

Continued on next page...

Continued from previous page...

Atom-1	Atom-2	Interatomic distance (Å)	Clash overlap (Å)
2:F:251:TRP:HZ3	2:F:254:PHE:CG	2.35	0.43
2:F:253:ASP:OD1	2:F:256:LEU:HD23	2.18	0.43
2:F:326:ASP:OD1	2:F:329:LYS:CG	2.56	0.43
2:F:387:VAL:HG11	2:F:399:CYS:HB2	1.98	0.43
2:F:415:PRO:HA	2:F:417:TYR:HE2	1.82	0.43
2:F:471:LEU:CA	2:F:474:PHE:CD2	2.91	0.43
1:A:70:ARG:N	1:A:81:ARG:HD2	2.33	0.43
1:A:267:VAL:CG2	1:A:291:PHE:CE2	3.01	0.43
1:A:402:ALA:O	1:A:403:THR:C	2.56	0.43
1:A:585:TRP:N	1:A:585:TRP:CE3	2.83	0.43
1:A:601:LYS:HG2	1:A:721:ALA:HB3	1.98	0.43
1:A:749:PHE:N	1:A:749:PHE:HD1	2.15	0.43
1:A:790:ARG:O	1:A:794:ILE:HG13	2.18	0.43
1:A:836:LEU:O	1:A:837:TYR:HD2	2.02	0.43
1:A:892:ASP:O	1:A:893:SER:OG	2.27	0.43
1:A:931:LEU:O	1:A:932:HIS:C	2.56	0.43
1:A:995:TYR:O	1:A:996:ARG:CG	2.66	0.43
1:A:1046:GLU:CD	1:A:1049:TRP:CD1	2.91	0.43
1:A:1181:SER:O	1:A:1182:ALA:HB2	2.18	0.43
1:A:1227:THR:O	1:A:1235:SER:OG	2.34	0.43
2:B:117:SER:OG	2:B:259:ARG:HD3	2.18	0.43
2:B:132:HIS:CE1	2:B:182:ARG:HH2	2.36	0.43
2:B:194:VAL:HG13	2:B:195:ASN:H	1.83	0.43
2:B:246:ARG:C	2:B:248:SER:N	2.71	0.43
2:B:259:ARG:NH1	2:B:259:ARG:CB	2.81	0.43
2:B:261:GLN:O	2:B:262:TRP:C	2.55	0.43
2:C:76:ARG:NE	2:C:434:GLU:HB3	2.32	0.43
2:C:207:GLY:CA	2:C:239:LEU:HD11	2.45	0.43
2:C:386:ASP:OD2	2:C:441:VAL:N	2.51	0.43
1:D:76:ILE:HD11	1:D:1174:PRO:N	2.33	0.43
1:D:175:TRP:CB	1:D:185:VAL:HG22	2.47	0.43
1:D:180:PRO:O	1:D:181:GLU:OE2	2.36	0.43
1:D:265:LEU:HD21	1:D:267:VAL:CB	2.48	0.43
1:D:353:VAL:HG23	1:D:354:ASN:OD1	2.19	0.43
1:D:363:TYR:O	1:D:364:VAL:CB	2.65	0.43
1:D:424:LEU:HD23	1:D:424:LEU:H	1.82	0.43
1:D:437:VAL:HG13	1:D:441:TRP:HB2	1.99	0.43
1:D:444:TYR:CZ	1:D:877:MET:CE	3.01	0.43
1:D:592:LEU:HA	1:D:595:GLN:HG2	1.93	0.43
1:D:768:LYS:HZ2	1:D:1064:ILE:HG22	1.83	0.43
1:D:779:LEU:HD22	1:D:780:GLN:CA	2.46	0.43

Continued on next page...

Continued from previous page...

Atom-1	Atom-2	Interatomic distance (Å)	Clash overlap (Å)
1:D:826:ILE:CB	1:D:831:TYR:HE2	2.26	0.43
1:D:878:VAL:O	1:D:879:GLN:HB3	2.18	0.43
1:D:950:ASN:O	1:D:953:ARG:HB2	2.18	0.43
1:D:954:ILE:HG22	1:D:955:TYR:N	2.33	0.43
1:D:989:THR:C	1:D:998:SER:HB3	2.38	0.43
1:D:1010:LEU:H	1:D:1011:PRO:CD	2.28	0.43
1:D:1151:LEU:CG	1:D:1223:ILE:HD11	2.48	0.43
1:D:1195:MET:C	1:D:1196:ASP:O	2.49	0.43
2:E:100:GLY:O	2:E:104:VAL:N	2.48	0.43
2:E:131:LEU:O	2:E:182:ARG:NH2	2.47	0.43
2:E:252:LEU:O	2:E:252:LEU:HD13	2.18	0.43
2:E:289:LEU:C	2:E:290:TYR:CG	2.91	0.43
2:E:344:ARG:C	2:E:346:MET:N	2.70	0.43
2:E:406:LEU:HB2	2:E:413:VAL:HG23	2.00	0.43
2:E:406:LEU:HB2	2:E:413:VAL:CG2	2.48	0.43
2:E:448:LEU:HD23	2:E:449:GLU:CA	2.48	0.43
2:F:245:PRO:CG	2:F:246:ARG:N	2.81	0.43
2:F:331:VAL:CG1	2:F:332:VAL:N	2.78	0.43
2:F:386:ASP:OD2	2:F:441:VAL:N	2.51	0.43
2:F:431:LYS:HZ3	2:F:435:MET:CG	2.32	0.43
1:A:79:LEU:HB2	1:A:89:GLY:O	2.19	0.43
1:A:175:TRP:O	1:A:176:THR:HB	2.18	0.43
1:A:282:TYR:CZ	1:A:291:PHE:CZ	3.06	0.43
1:A:346:ASP:HB2	1:A:1040:LYS:HG3	2.00	0.43
1:A:542:ASP:O	1:A:546:ARG:HG3	2.18	0.43
1:A:560:PRO:HG2	2:C:452:LEU:HD21	2.00	0.43
1:A:570:PRO:CG	1:A:572:TRP:CZ3	3.02	0.43
1:A:588:GLY:N	1:A:806:LYS:HZ1	2.15	0.43
1:A:601:LYS:C	1:A:602:LEU:O	2.45	0.43
1:A:610:PHE:HB2	1:A:611:PRO:HD3	2.00	0.43
1:A:813:VAL:HG13	1:A:815:TRP:CZ2	2.52	0.43
1:A:904:ASP:OD1	1:A:915:ALA:HB3	2.19	0.43
1:A:916:PHE:CE2	1:A:920:THR:O	2.72	0.43
1:A:1151:LEU:O	1:A:1152:ALA:C	2.56	0.43
2:B:78:PHE:CE1	2:B:103:GLY:CA	3.01	0.43
2:B:213:VAL:O	2:B:213:VAL:HG13	2.18	0.43
2:C:121:PHE:C	2:C:123:GLU:H	2.21	0.43
2:C:280:ASP:HB3	2:C:282:GLU:O	2.18	0.43
2:C:322:LEU:HD13	2:C:322:LEU:C	2.36	0.43
2:C:372:LEU:HD21	2:C:436:SER:CB	2.46	0.43
1:D:113:TRP:CE3	1:D:114:GLY:N	2.58	0.43

Continued on next page...

Continued from previous page...

Atom-1	Atom-2	Interatomic distance (Å)	Clash overlap (Å)
1:D:352:SER:C	1:D:352:SER:HB3	2.36	0.43
1:D:440:ASN:CB	1:D:441:TRP:CE3	3.02	0.43
1:D:441:TRP:N	1:D:441:TRP:CE3	2.86	0.43
1:D:802:ARG:CG	1:D:803:ASN:N	2.81	0.43
1:D:874:LEU:HG	1:D:878:VAL:HG13	2.01	0.43
1:D:926:SER:O	1:D:929:THR:HG22	2.18	0.43
2:E:312:LEU:CD1	2:E:312:LEU:H	2.32	0.43
2:E:371:VAL:O	2:E:372:LEU:HB2	2.18	0.43
2:E:389:ARG:C	2:E:389:ARG:NE	2.70	0.43
2:E:476:ILE:O	2:E:480:SER:CB	2.66	0.43
2:F:69:LEU:HD23	2:F:351:TYR:CD1	2.53	0.43
2:F:70:LEU:O	2:F:71:GLU:C	2.57	0.43
2:F:76:ARG:HD3	2:F:434:GLU:HB2	2.00	0.43
2:F:247:THR:OG1	2:F:251:TRP:HB2	2.18	0.43
2:F:396:ARG:CZ	2:F:397:GLN:HA	2.48	0.43
2:F:433:ASP:C	2:F:435:MET:H	2.21	0.43
2:F:449:GLU:O	2:F:451:GLY:N	2.46	0.43
2:F:479:ILE:H	2:F:479:ILE:HG13	1.47	0.43
1:A:79:LEU:HA	1:A:79:LEU:HD23	1.65	0.43
1:A:81:ARG:HA	1:A:84:HIS:CD2	2.52	0.43
1:A:83:LEU:HD22	1:A:89:GLY:CA	2.39	0.43
1:A:359:ALA:CB	1:A:407:PHE:HE2	2.22	0.43
1:A:401:TRP:O	1:A:402:ALA:C	2.56	0.43
1:A:407:PHE:N	1:A:407:PHE:HD2	2.16	0.43
1:A:459:MET:O	1:A:462:SER:OG	2.29	0.43
1:A:531:GLY:HA2	1:A:532:PRO:HD3	1.77	0.43
1:A:564:GLN:N	1:A:564:GLN:NE2	2.61	0.43
1:A:588:GLY:HA3	1:A:589:PRO:HD2	1.78	0.43
1:A:610:PHE:HD2	1:A:610:PHE:H	1.59	0.43
1:A:769:ASP:O	1:A:772:PRO:CD	2.66	0.43
1:A:960:PRO:HA	1:A:963:GLU:HG3	1.99	0.43
1:A:1040:LYS:C	1:A:1042:GLU:H	2.20	0.43
1:A:1108:TYR:HE2	1:A:1112:MET:HE1	1.81	0.43
1:A:1118:TRP:CZ3	1:A:1121:GLU:OE1	2.72	0.43
2:B:95:CYS:O	2:B:96:HIS:C	2.56	0.43
2:B:382:LYS:N	2:B:412:SER:OG	2.50	0.43
1:D:136:ASP:OD1	1:D:136:ASP:C	2.57	0.43
1:D:169:TRP:CD1	1:D:390:GLN:O	2.71	0.43
1:D:370:GLU:O	1:D:371:LYS:CB	2.60	0.43
1:D:545:ALA:O	1:D:548:CYS:SG	2.75	0.43
1:D:576:LEU:HB3	1:D:579:ARG:HD2	2.00	0.43

Continued on next page...

Continued from previous page...

Atom-1	Atom-2	Interatomic distance (Å)	Clash overlap (Å)
1:D:604:ALA:O	1:D:782:GLY:N	2.48	0.43
1:D:876:ALA:O	1:D:878:VAL:N	2.51	0.43
1:D:878:VAL:O	1:D:879:GLN:CB	2.61	0.43
1:D:887:VAL:N	1:D:1146:ARG:HH22	2.09	0.43
1:D:1008:LEU:O	1:D:1012:VAL:CG2	2.63	0.43
1:D:1091:GLU:O	1:D:1092:PHE:CD2	2.71	0.43
1:D:1232:GLU:HB2	1:D:1234:ARG:N	2.33	0.43
2:E:205:PRO:CG	2:E:241:TRP:NE1	2.79	0.43
2:E:215:PHE:O	2:E:215:PHE:CD1	2.71	0.43
2:E:339:ASN:N	2:E:339:ASN:HD22	2.17	0.43
2:E:374:LEU:HB3	2:E:375:HIS:H	1.59	0.43
2:E:379:ALA:CB	2:E:438:LEU:HD21	2.49	0.43
2:E:422:GLN:O	2:E:424:SER:N	2.51	0.43
2:E:462:MET:HA	2:E:462:MET:HE1	2.01	0.43
2:F:262:TRP:O	2:F:266:PHE:HD2	2.02	0.43
2:F:403:PHE:HD2	2:F:404:ASN:N	2.15	0.43
2:F:427:GLN:C	2:F:430:SER:HG	2.21	0.43
1:A:77:GLN:HB2	1:A:1174:PRO:CG	2.48	0.43
1:A:172:ALA:O	1:A:173:GLU:CB	2.67	0.43
1:A:249:VAL:HB	1:A:250:PRO:HD3	2.00	0.43
1:A:307:PHE:CD1	1:A:307:PHE:N	2.81	0.43
1:A:350:ILE:HD12	1:A:350:ILE:HA	1.67	0.43
1:A:371:LYS:HG2	1:A:372:GLU:HG2	1.99	0.43
1:A:415:LEU:C	1:A:417:ARG:H	2.21	0.43
1:A:420:HIS:ND1	1:A:422:VAL:HG23	2.33	0.43
1:A:498:LYS:HG2	1:A:518:ALA:N	2.33	0.43
1:A:539:PHE:CD2	1:A:539:PHE:C	2.92	0.43
1:A:543:VAL:HG13	1:A:544:MET:H	1.82	0.43
1:A:761:ASN:O	1:A:762:VAL:C	2.55	0.43
1:A:811:GLN:HG3	1:A:840:ILE:HD13	2.00	0.43
1:A:876:ALA:O	1:A:878:VAL:N	2.52	0.43
1:A:878:VAL:C	1:A:879:GLN:HE21	2.21	0.43
1:A:905:ALA:HA	1:A:910:MET:CB	2.48	0.43
1:A:968:GLN:O	1:A:970:ASN:O	2.37	0.43
1:A:1218:LEU:O	1:A:1222:GLN:CD	2.57	0.43
2:B:87:SER:O	2:B:91:LEU:HG	2.18	0.43
2:B:101:PRO:HB2	2:B:102:LEU:HD12	2.01	0.43
2:B:133:HIS:CG	2:C:231:ILE:HG21	2.52	0.43
2:B:206:TYR:CD1	2:B:207:GLY:O	2.70	0.43
2:B:343:ASP:OD2	2:B:344:ARG:NH2	2.33	0.43
2:B:433:ASP:O	2:B:436:SER:N	2.51	0.43

Continued on next page...

Continued from previous page...

Atom-1	Atom-2	Interatomic distance (Å)	Clash overlap (Å)
2:C:136:GLY:HA2	2:C:137:PRO:HD3	1.74	0.43
2:C:204:LEU:HG	2:C:206:TYR:CD2	2.54	0.43
2:C:241:TRP:HZ3	2:C:255:TRP:CZ2	2.35	0.43
2:C:338:VAL:C	2:C:339:ASN:O	2.52	0.43
2:C:341:ASP:O	2:C:342:LEU:CB	2.66	0.43
2:C:344:ARG:O	2:C:347:LEU:N	2.52	0.43
2:C:456:ARG:NE	2:C:456:ARG:N	2.64	0.43
1:D:177:ARG:HE	1:D:216:SER:N	2.13	0.43
1:D:214:ALA:CB	1:D:219:ALA:HB3	2.48	0.43
1:D:281:GLN:NE2	1:D:287:SER:OG	2.51	0.43
1:D:359:VAL:CG1	1:D:406:VAL:HG21	2.48	0.43
1:D:559:LEU:CD1	1:D:560:PRO:CD	2.96	0.43
1:D:597:ARG:O	1:D:598:VAL:C	2.56	0.43
1:D:598:VAL:HG22	1:D:601:LYS:HE2	2.00	0.43
1:D:770:PHE:HE1	1:D:968:GLN:C	2.21	0.43
1:D:774:MET:HB3	1:D:779:LEU:HD13	2.01	0.43
1:D:783:PRO:CG	1:D:784:GLY:N	2.81	0.43
1:D:921:LEU:HD12	1:D:921:LEU:H	1.84	0.43
1:D:954:ILE:CG2	1:D:955:TYR:N	2.82	0.43
1:D:1047:ARG:O	1:D:1048:ALA:C	2.56	0.43
1:D:1051:GLY:HA2	1:D:1054:GLU:CG	2.36	0.43
1:D:1056:GLU:HA	1:D:1059:ASN:ND2	2.22	0.43
1:D:1126:ASP:O	1:D:1142:ARG:HG3	2.19	0.43
2:E:401:GLY:O	2:E:405:GLU:HB2	2.18	0.43
2:F:203:ARG:CG	2:F:325:ARG:HD3	2.49	0.43
2:F:235:THR:O	2:F:341:ASP:CG	2.57	0.43
2:F:259:ARG:HE	2:F:339:ASN:HD21	1.66	0.43
2:F:278:CYS:SG	2:F:279:GLN:N	2.92	0.43
2:F:351:TYR:O	2:F:355:GLN:CB	2.65	0.43
2:F:446:THR:CB	2:F:450:ASN:CB	2.80	0.43
1:A:76:ILE:HD13	1:A:911:HIS:CD2	2.54	0.43
1:A:165:LYS:HG3	1:A:178:TYR:HB2	2.00	0.43
1:A:167:PRO:CB	1:A:177:ARG:NE	2.81	0.43
1:A:168:ALA:C	1:A:169:TRP:CG	2.91	0.43
1:A:448:ALA:HA	1:A:1202:ASN:HD21	1.84	0.43
1:A:583:PRO:C	1:A:585:TRP:N	2.71	0.43
1:A:845:VAL:HG11	1:A:848:GLY:CA	2.48	0.43
1:A:847:ALA:C	1:A:848:GLY:O	2.55	0.43
1:A:891:VAL:HG22	1:A:894:GLN:CB	2.48	0.43
1:A:893:SER:OG	1:A:893:SER:O	2.36	0.43
1:A:897:TRP:HE1	1:A:901:VAL:HG11	1.81	0.43

Continued on next page...

Continued from previous page...

Atom-1	Atom-2	Interatomic distance (Å)	Clash overlap (Å)
1:A:904:ASP:HB2	1:A:910:MET:C	2.37	0.43
1:A:1123:PHE:CD1	1:A:1123:PHE:N	2.86	0.43
1:A:1131:ILE:HD13	1:A:1137:VAL:C	2.38	0.43
1:A:1161:ARG:O	1:A:1162:CYS:C	2.55	0.43
1:A:1170:LEU:N	1:A:1170:LEU:CD1	2.82	0.43
1:A:1231:LEU:CD1	1:A:1235:SER:CB	2.97	0.43
2:B:108:LYS:HE3	2:C:115:TRP:CZ2	2.54	0.43
2:B:419:GLU:CD	2:C:201:ASN:ND2	2.71	0.43
2:C:102:LEU:HG	2:C:380:PRO:HG3	1.99	0.43
2:C:256:LEU:O	2:C:257:ARG:C	2.57	0.43
2:C:364:LYS:HD3	2:C:364:LYS:N	2.18	0.43
2:C:475:LEU:HG	2:C:475:LEU:H	1.50	0.43
1:D:177:ARG:NH2	1:D:216:SER:HA	2.34	0.43
1:D:231:GLU:OE1	1:D:231:GLU:HA	2.19	0.43
1:D:256:PRO:HB3	1:D:281:GLN:HA	2.00	0.43
1:D:405:GLU:CA	1:D:405:GLU:OE2	2.66	0.43
1:D:458:GLU:N	1:D:460:LYS:CE	2.82	0.43
1:D:629:ASP:OD2	1:D:744:ILE:O	2.37	0.43
1:D:786:ALA:CB	2:F:358:GLU:OE2	2.67	0.43
1:D:897:TRP:CZ2	1:D:1177:VAL:HG11	2.50	0.43
1:D:907:PHE:CE1	1:D:1002:GLU:HB3	2.52	0.43
1:D:916:PHE:O	1:D:916:PHE:CD1	2.70	0.43
1:D:989:THR:C	1:D:998:SER:CB	2.87	0.43
1:D:1024:ASP:C	1:D:1026:ARG:N	2.71	0.43
2:E:79:LEU:C	2:E:100:GLY:CA	2.86	0.43
2:E:214:CYS:SG	2:E:236:GLU:OE1	2.77	0.43
2:E:260:LEU:O	2:E:264:ARG:HG3	2.19	0.43
2:E:326:ASP:N	2:E:331:VAL:HG12	2.29	0.43
2:F:78:PHE:HD1	2:F:102:LEU:CD2	2.30	0.43
2:F:193:TYR:CB	2:F:242:PHE:CE2	2.97	0.43
2:F:454:HIS:HD2	2:F:468:ILE:CG1	2.31	0.43
1:A:139:PHE:CE2	1:A:1111:LEU:HG	2.54	0.43
1:A:166:PRO:CG	1:A:398:GLN:NE2	2.48	0.43
1:A:197:PHE:CZ	1:A:214:ALA:HB2	2.54	0.43
1:A:461:LYS:HE2	1:A:461:LYS:HB3	1.80	0.43
1:A:513:LEU:HB2	1:A:568:GLY:HA3	1.84	0.43
1:A:606:THR:CG2	1:A:620:TRP:CE3	2.78	0.43
1:A:739:TYR:HB3	1:A:740:ASN:H	1.51	0.43
1:A:784:GLY:HA3	2:C:363:ARG:CG	2.46	0.43
1:A:914:THR:CB	1:A:999:ASP:HB3	2.48	0.43
1:A:964:ARG:O	1:A:968:GLN:HG3	2.18	0.43

Continued on next page...

Continued from previous page...

Atom-1	Atom-2	Interatomic distance (Å)	Clash overlap (Å)
1:A:1030:ARG:NE	1:A:1040:LYS:NZ	2.66	0.43
1:A:1190:ARG:HD2	1:A:1195:MET:HG2	2.00	0.43
2:B:257:ARG:HG2	2:B:258:HIS:N	2.34	0.43
2:B:269:SER:O	2:B:272:ASN:CG	2.57	0.43
2:C:78:PHE:HD1	2:C:102:LEU:HD22	1.79	0.43
2:C:374:LEU:HB3	2:C:378:LEU:CB	2.36	0.43
1:D:285:GLN:HE21	1:D:1128:ARG:HG2	1.74	0.43
1:D:420:HIS:O	1:D:424:LEU:CD1	2.66	0.43
1:D:421:PRO:HG2	1:D:422:VAL:HG23	2.00	0.43
1:D:486:TRP:CZ2	1:D:722:ARG:CA	2.81	0.43
1:D:509:THR:O	1:D:510:ALA:O	2.36	0.43
1:D:740:ASN:HB2	1:D:741:ASP:H	1.56	0.43
1:D:788:GLY:O	1:D:791:ALA:CA	2.67	0.43
1:D:922:GLN:HB2	1:D:924:ARG:HD3	2.01	0.43
1:D:955:TYR:O	1:D:956:GLY:O	2.37	0.43
1:D:993:ARG:NH2	1:D:994:TRP:CD1	2.87	0.43
1:D:994:TRP:O	1:D:994:TRP:CE3	2.71	0.43
1:D:1046:GLU:HG2	1:D:1049:TRP:NE1	2.34	0.43
1:D:1212:ILE:HD12	1:D:1212:ILE:HA	1.80	0.43
2:E:109:ASN:CG	2:E:378:LEU:HB3	2.39	0.43
2:E:205:PRO:HG2	2:E:241:TRP:NE1	2.33	0.43
2:E:437:ILE:CG2	2:E:439:PHE:C	2.86	0.43
2:E:447:THR:HG22	2:E:451:GLY:HA2	2.00	0.43
2:E:456:ARG:CZ	2:E:463:LYS:CE	2.83	0.43
2:E:475:LEU:O	2:E:479:ILE:HG13	2.19	0.43
2:F:374:LEU:O	2:F:375:HIS:C	2.57	0.43
2:F:454:HIS:CD2	2:F:472:LYS:HE3	2.54	0.43
2:F:474:PHE:HA	2:F:477:LYS:CG	2.49	0.43
1:A:177:ARG:O	1:A:178:TYR:C	2.56	0.43
1:A:275:ARG:C	1:A:278:ILE:HB	2.39	0.43
1:A:276:ALA:O	1:A:279:ARG:N	2.44	0.43
1:A:313:ILE:HA	1:A:316:LYS:CE	2.45	0.43
1:A:608:ASP:C	1:A:779:LEU:HD22	2.39	0.43
1:A:618:HIS:NE2	1:A:726:LYS:O	2.52	0.43
1:A:653:GLU:OE2	1:A:657:ARG:CZ	2.67	0.43
1:A:737:GLY:N	1:A:750:PHE:CE1	2.86	0.43
1:A:1060:LYS:HE2	1:A:1065:ALA:H	1.76	0.43
2:B:280:ASP:HB3	2:B:281:GLU:CB	2.49	0.43
2:C:76:ARG:CG	2:C:76:ARG:NH1	2.81	0.43
2:C:115:TRP:CH2	2:C:210:GLN:HA	2.54	0.43
2:C:293:PHE:HB3	2:C:294:PRO:HD2	2.01	0.43

Continued on next page...

Continued from previous page...

Atom-1	Atom-2	Interatomic distance (Å)	Clash overlap (Å)
2:C:432:TYR:C	2:C:435:MET:H	2.21	0.43
2:C:464:GLU:OE2	2:C:466:MET:CG	2.64	0.43
2:C:468:ILE:C	2:C:471:LEU:HD13	2.39	0.43
1:D:220:TRP:HD1	1:D:221:TYR:HD2	1.62	0.43
1:D:253:ALA:CA	1:D:280:GLU:HB2	2.49	0.43
1:D:275:ARG:O	1:D:279:ARG:HG2	2.18	0.43
1:D:401:TRP:CD1	1:D:404:HIS:CD2	2.96	0.43
1:D:427:MET:C	1:D:846:THR:HG21	2.38	0.43
1:D:477:GLU:HG2	1:D:478:ARG:N	2.34	0.43
1:D:482:ASP:OD1	1:D:484:TRP:HB3	2.19	0.43
1:D:501:LYS:HG2	1:D:502:LYS:N	2.33	0.43
1:D:525:MET:C	1:D:526:ASP:CG	2.77	0.43
1:D:549:LEU:O	1:D:552:LEU:N	2.51	0.43
1:D:559:LEU:CB	1:D:560:PRO:CD	2.97	0.43
1:D:715:GLN:O	1:D:716:PRO:C	2.57	0.43
1:D:788:GLY:O	1:D:791:ALA:CB	2.64	0.43
1:D:851:THR:O	1:D:852:ARG:CB	2.66	0.43
1:D:932:HIS:HE1	1:D:943:ARG:HB3	1.83	0.43
1:D:1007:GLU:C	1:D:1011:PRO:HD3	2.34	0.43
1:D:1073:PRO:O	1:D:1074:VAL:C	2.57	0.43
1:D:1131:ILE:CG1	1:D:1138:ARG:HB2	2.48	0.43
1:D:1136:GLU:CG	1:D:1138:ARG:HH12	2.32	0.43
2:E:271:SER:C	2:E:273:PHE:N	2.71	0.43
2:E:471:LEU:O	2:E:474:PHE:HB3	2.18	0.43
2:F:248:SER:OG	2:F:249:ASN:N	2.47	0.43
2:F:302:THR:H	2:F:339:ASN:HA	1.82	0.43
2:F:338:VAL:HG12	2:F:339:ASN:N	2.34	0.43
2:F:438:LEU:N	2:F:438:LEU:CD2	2.81	0.43
2:F:472:LYS:O	2:F:475:LEU:CG	2.67	0.43
1:A:225:SER:HA	1:A:228:LEU:CD1	2.31	0.43
1:A:255:SER:N	1:A:256:PRO:CA	2.81	0.43
1:A:262:GLN:HB3	1:A:263:GLU:H	1.54	0.43
1:A:386:ARG:CA	1:A:389:PHE:HB3	2.46	0.43
1:A:444:TYR:CD2	1:A:874:LEU:CD2	2.85	0.43
1:A:600:PRO:CG	1:A:765:PRO:HG3	2.49	0.43
1:A:616:GLU:OE2	1:A:724:GLY:N	2.48	0.43
1:A:618:HIS:N	1:A:725:PRO:CG	2.57	0.43
1:A:754:HIS:HA	1:A:770:PHE:HE2	1.83	0.43
1:A:798:ILE:O	1:A:799:SER:C	2.57	0.43
1:A:824:ALA:C	1:A:827:ARG:H	2.22	0.43
1:A:944:GLU:HG2	1:A:947:LYS:HZ2	1.83	0.43

Continued on next page...

Continued from previous page...

Atom-1	Atom-2	Interatomic distance (Å)	Clash overlap (Å)
1:A:1133:ILE:HD13	1:A:1134:HIS:N	2.34	0.43
2:B:72:ILE:HA	2:B:75:ARG:CD	2.42	0.43
2:B:76:ARG:HH21	2:B:431:LYS:HB2	1.84	0.43
2:B:204:LEU:HG	2:B:325:ARG:CZ	2.48	0.43
2:B:234:LYS:O	2:B:236:GLU:CG	2.63	0.43
2:B:285:LYS:CG	2:B:286:GLY:N	2.37	0.43
2:B:311:LEU:HD13	2:B:322:LEU:HD13	2.00	0.43
2:B:375:HIS:HA	2:B:376:PRO:HD2	1.76	0.43
2:C:108:LYS:O	2:C:109:ASN:C	2.56	0.43
2:C:234:LYS:HZ1	2:C:344:ARG:CD	2.28	0.43
2:C:341:ASP:C	2:C:342:LEU:HD22	2.39	0.43
2:C:375:HIS:O	2:C:376:PRO:C	2.55	0.43
2:C:406:LEU:HD13	2:C:406:LEU:N	2.34	0.43
2:C:466:MET:CE	2:C:471:LEU:HD23	2.49	0.43
1:D:162:LEU:O	1:D:162:LEU:CG	2.67	0.43
1:D:248:GLU:OE1	1:D:250:PRO:CD	2.67	0.43
1:D:368:PRO:HB3	1:D:369:LEU:HD23	2.00	0.43
1:D:376:LEU:C	1:D:378:VAL:H	2.22	0.43
1:D:433:SER:HB3	1:D:844:VAL:HG21	2.00	0.43
1:D:440:ASN:HB2	1:D:441:TRP:CE3	2.53	0.43
1:D:469:ASP:O	1:D:473:LEU:HG	2.18	0.43
1:D:771:LEU:CD1	1:D:771:LEU:H	2.32	0.43
1:D:844:VAL:HG13	1:D:856:GLU:HG3	2.00	0.43
1:D:909:GLY:O	1:D:912:GLY:CA	2.66	0.43
1:D:961:PHE:CD1	1:D:961:PHE:N	2.83	0.43
1:D:1119:LEU:N	1:D:1119:LEU:HD23	2.34	0.43
2:E:183:GLU:O	2:E:214:CYS:SG	2.70	0.43
2:F:108:LYS:O	2:F:109:ASN:C	2.55	0.43
1:A:293:ASP:CB	1:A:296:SER:CB	2.97	0.43
1:A:348:LEU:CD1	1:A:350:ILE:HD13	2.45	0.43
1:A:444:TYR:CB	1:A:877:MET:HG3	2.49	0.43
1:A:599:THR:O	1:A:603:MET:HB2	2.19	0.43
1:A:601:LYS:CA	1:A:717:LEU:HB3	2.41	0.43
1:A:624:VAL:CG2	1:A:747:CYS:SG	3.06	0.43
1:A:716:PRO:O	1:A:717:LEU:C	2.56	0.43
1:A:817:PRO:CG	1:A:818:ARG:H	2.32	0.43
1:A:986:TYR:O	1:A:990:LYS:HG3	2.18	0.43
1:A:1036:SER:O	1:A:1039:LYS:HA	2.19	0.43
1:A:1208:ARG:CZ	2:C:277:ASP:CG	2.87	0.43
2:B:81:GLY:C	2:B:86:LEU:HD11	2.38	0.43
2:B:180:LYS:HG3	2:B:181:LEU:N	2.34	0.43

Continued on next page...

Continued from previous page...

Atom-1	Atom-2	Interatomic distance (Å)	Clash overlap (Å)
2:B:235:THR:OG1	2:B:343:ASP:CA	2.66	0.43
2:B:373:LYS:HE2	2:B:459:ASP:O	2.18	0.43
2:C:123:GLU:O	2:C:124:GLN:HB3	2.19	0.43
2:C:128:VAL:HG12	2:C:192:HIS:NE2	2.34	0.43
1:D:80:SER:CB	1:D:125:LEU:HG	2.43	0.43
1:D:441:TRP:HZ3	1:D:1210:TYR:CE1	2.36	0.43
1:D:444:TYR:HH	1:D:1206:MET:CG	2.31	0.43
1:D:525:MET:HB3	1:D:525:MET:HE2	1.90	0.43
1:D:666:GLN:HA	1:D:669:MET:CG	2.48	0.43
1:D:919:MET:O	1:D:920:THR:O	2.36	0.43
1:D:955:TYR:HB2	1:D:956:GLY:H	1.43	0.43
1:D:1157:ASN:HB3	1:D:1161:ARG:CZ	2.48	0.43
2:E:78:PHE:HD2	2:E:102:LEU:CD1	2.29	0.43
2:E:113:GLU:HG3	2:E:377:CYS:SG	2.59	0.43
2:E:212:GLY:O	2:E:236:GLU:N	2.52	0.43
2:E:398:VAL:O	2:E:402:LEU:N	2.49	0.43
2:F:300:ILE:CG2	2:F:301:GLU:N	2.63	0.43
2:F:342:LEU:HD21	2:F:345:GLY:H	1.70	0.43
2:F:372:LEU:CD2	2:F:436:SER:HB2	2.48	0.43
2:F:446:THR:O	2:F:449:GLU:N	2.47	0.43
1:A:285:GLN:C	1:A:1128:ARG:HH22	2.12	0.42
1:A:382:MET:HE3	1:A:383:LYS:HA	2.00	0.42
1:A:448:ALA:C	1:A:870:VAL:CG1	2.86	0.42
1:A:468:ASN:HB3	2:C:460:THR:HG22	2.01	0.42
1:A:497:GLN:OE1	1:A:516:GLU:HB3	2.19	0.42
1:A:656:TYR:HD2	1:A:720:THR:HG1	1.55	0.42
1:A:659:HIS:O	1:A:662:GLU:HG2	2.18	0.42
1:A:728:THR:C	1:A:729:GLN:NE2	2.72	0.42
1:A:772:PRO:HG2	1:A:773:LYS:N	2.33	0.42
1:A:788:GLY:N	1:A:789:PRO:CD	2.82	0.42
1:A:824:ALA:O	1:A:827:ARG:N	2.51	0.42
1:A:856:GLU:O	1:A:857:PRO:C	2.56	0.42
1:A:996:ARG:NH2	1:A:1000:GLU:OE2	2.52	0.42
2:B:116:THR:HG23	2:B:120:VAL:HB	2.00	0.42
2:B:386:ASP:OD1	2:B:387:VAL:N	2.42	0.42
2:C:100:GLY:O	2:C:103:GLY:N	2.52	0.42
2:C:267:ALA:CB	2:C:270:PRO:HB3	2.47	0.42
1:D:85:GLU:OE1	1:D:130:LEU:CD2	2.63	0.42
1:D:204:ALA:O	1:D:205:GLU:CB	2.66	0.42
1:D:457:ARG:N	1:D:460:LYS:NZ	2.46	0.42
1:D:576:LEU:HG	1:D:579:ARG:NE	2.32	0.42

Continued on next page...

Continued from previous page...

Atom-1	Atom-2	Interatomic distance (Å)	Clash overlap (Å)
1:D:598:VAL:C	1:D:600:PRO:HD2	2.39	0.42
1:D:613:HIS:CE1	1:D:717:LEU:HD22	2.53	0.42
1:D:648:PRO:HG2	1:D:649:TYR:N	2.34	0.42
1:D:851:THR:C	1:D:852:ARG:HG3	2.39	0.42
1:D:959:GLN:O	1:D:962:ALA:HB3	2.19	0.42
1:D:1025:LEU:C	1:D:1026:ARG:HD3	2.37	0.42
1:D:1027:LYS:N	1:D:1027:LYS:CD	2.78	0.42
1:D:1065:ALA:HA	1:D:1073:PRO:HG3	2.00	0.42
1:D:1193:VAL:C	1:D:1195:MET:HE2	2.40	0.42
2:E:86:LEU:HB3	2:E:97:PRO:HD2	2.01	0.42
2:E:128:VAL:CG1	2:E:208:LEU:O	2.66	0.42
2:E:315:TYR:CD1	2:E:316:PRO:HD2	2.51	0.42
2:E:372:LEU:O	2:E:458:ARG:CG	2.67	0.42
2:E:385:LEU:O	2:E:386:ASP:HB3	2.17	0.42
2:E:456:ARG:HG3	2:E:462:MET:O	2.18	0.42
2:F:136:GLY:HA2	2:F:137:PRO:HD3	1.71	0.42
2:F:389:ARG:CZ	2:F:390:GLY:N	2.82	0.42
1:A:120:LEU:N	1:A:120:LEU:HD13	2.34	0.42
1:A:304:LEU:O	1:A:850:ILE:CG2	2.67	0.42
1:A:369:PRO:O	1:A:369:PRO:HG2	2.20	0.42
1:A:477:GLU:CD	1:A:478:ARG:HG2	2.39	0.42
1:A:499:LYS:HE3	1:A:499:LYS:HB2	1.85	0.42
1:A:612:LEU:HB2	1:A:621:GLY:N	2.34	0.42
1:A:656:TYR:CA	1:A:720:THR:HB	2.49	0.42
1:A:756:ASP:CG	1:A:1057:MET:HG2	2.38	0.42
1:A:1007:GLU:CD	1:A:1093:MET:HE2	2.39	0.42
1:A:1049:TRP:CG	1:A:1050:LYS:N	2.87	0.42
1:A:1157:ASN:HD22	1:A:1157:ASN:N	2.17	0.42
2:B:241:TRP:CD2	2:B:255:TRP:HH2	2.36	0.42
2:B:301:GLU:HG2	2:B:303:LEU:HD11	2.01	0.42
2:B:303:LEU:N	2:B:303:LEU:CD1	2.79	0.42
2:B:306:LEU:O	2:B:308:ASP:O	2.37	0.42
2:C:87:SER:O	2:C:88:ARG:C	2.58	0.42
2:C:443:VAL:HG13	2:C:447:THR:HG21	2.00	0.42
2:C:451:GLY:O	2:C:452:LEU:CG	2.67	0.42
1:D:83:LEU:HB3	1:D:88:PHE:C	2.39	0.42
1:D:249:VAL:HG22	1:D:250:PRO:HD2	1.78	0.42
1:D:267:VAL:CB	1:D:269:HIS:NE2	2.81	0.42
1:D:304:LEU:H	1:D:309:ARG:HH21	1.59	0.42
1:D:458:GLU:OE2	2:F:270:PRO:HG3	2.18	0.42
1:D:479:TYR:C	1:D:481:GLU:H	2.22	0.42

Continued on next page...

Continued from previous page...

Atom-1	Atom-2	Interatomic distance (Å)	Clash overlap (Å)
1:D:547:ALA:HA	1:D:551:LYS:CE	2.39	0.42
1:D:577:CYS:HB3	1:D:578:PRO:CD	2.46	0.42
1:D:614:TYR:HE2	1:D:620:TRP:CD2	2.35	0.42
1:D:618:HIS:CA	1:D:762:VAL:HG21	2.46	0.42
1:D:718:ALA:O	1:D:722:ARG:NE	2.52	0.42
1:D:776:ASP:N	1:D:796:LYS:HZ3	2.16	0.42
1:D:916:PHE:CD2	1:D:1174:PRO:HG2	2.53	0.42
1:D:967:MET:SD	1:D:974:THR:C	2.97	0.42
1:D:996:ARG:NE	1:D:996:ARG:CA	2.82	0.42
1:D:1108:TYR:CE1	1:D:1160:THR:CG2	3.02	0.42
1:D:1148:ARG:CZ	1:D:1231:LEU:CD2	2.97	0.42
1:D:1208:ARG:NH1	2:F:285:LYS:CE	2.81	0.42
2:E:120:VAL:HG12	2:E:121:PHE:CD1	2.53	0.42
2:E:130:ALA:CB	2:E:210:GLN:NE2	2.82	0.42
2:E:264:ARG:NH2	2:E:273:PHE:O	2.52	0.42
2:F:145:PHE:N	2:F:145:PHE:CD1	2.87	0.42
2:F:197:LEU:CD1	2:F:322:LEU:HD11	2.50	0.42
2:F:221:THR:CG2	2:F:222:LYS:H	2.32	0.42
2:F:262:TRP:O	2:F:265:LYS:HB3	2.19	0.42
2:F:435:MET:CE	2:F:435:MET:CA	2.90	0.42
1:A:202:CYS:C	1:A:204:ALA:N	2.71	0.42
1:A:209:PRO:C	1:A:210:THR:HG23	2.39	0.42
1:A:304:LEU:CB	1:A:309:ARG:HB3	2.50	0.42
1:A:513:LEU:O	1:A:568:GLY:C	2.58	0.42
1:A:627:ARG:O	1:A:627:ARG:CG	2.67	0.42
1:A:824:ALA:O	1:A:825:VAL:C	2.58	0.42
1:A:829:PRO:HG3	1:A:883:GLY:CA	2.49	0.42
1:A:905:ALA:CA	1:A:910:MET:HA	2.49	0.42
1:A:1129:PHE:CG	1:A:1130:CYS:N	2.87	0.42
2:B:262:TRP:O	2:B:265:LYS:CA	2.66	0.42
2:C:80:SER:H	2:C:99:PHE:HA	1.82	0.42
2:C:124:GLN:C	2:C:125:VAL:CG1	2.88	0.42
2:C:355:GLN:OE1	2:C:356:LEU:HD23	2.19	0.42
2:C:358:GLU:CA	2:C:361:PHE:HB2	2.47	0.42
2:C:372:LEU:HD21	2:C:436:SER:N	2.32	0.42
2:C:419:GLU:OE2	2:C:428:LEU:CD1	2.50	0.42
1:D:274:ASP:HA	1:D:277:HIS:CD2	2.54	0.42
1:D:292:LEU:HD23	1:D:297:MET:HE3	1.98	0.42
1:D:395:TYR:CD1	1:D:395:TYR:N	2.87	0.42
1:D:421:PRO:CG	1:D:422:VAL:N	2.81	0.42
1:D:439:GLN:O	1:D:440:ASN:C	2.57	0.42

Continued on next page...

Continued from previous page...

Atom-1	Atom-2	Interatomic distance (Å)	Clash overlap (Å)
1:D:475:SER:C	1:D:712:VAL:HG23	2.40	0.42
1:D:549:LEU:C	1:D:551:LYS:HZ2	2.22	0.42
1:D:581:ASP:OD2	1:D:593:SER:HB2	2.18	0.42
1:D:586:THR:N	1:D:587:PRO:HD2	2.29	0.42
1:D:1020:ILE:O	1:D:1021:SER:HB2	2.20	0.42
1:D:1150:ALA:O	1:D:1153:LEU:HB2	2.19	0.42
2:E:254:PHE:HA	2:E:257:ARG:CB	2.27	0.42
2:E:350:LEU:HD23	2:E:350:LEU:C	2.40	0.42
2:E:382:LYS:O	2:E:383:VAL:CG2	2.67	0.42
2:E:404:ASN:O	2:E:407:LEU:N	2.53	0.42
2:E:419:GLU:HA	2:F:203:ARG:HH21	1.75	0.42
2:E:474:PHE:CG	2:E:475:LEU:N	2.88	0.42
2:F:118:VAL:HG12	2:F:119:VAL:HG23	2.01	0.42
2:F:251:TRP:HE3	2:F:254:PHE:HB3	1.85	0.42
2:F:357:THR:C	2:F:359:ASN:N	2.72	0.42
1:A:275:ARG:NE	1:A:843:GLN:HB2	2.34	0.42
1:A:377:PHE:HD2	1:A:377:PHE:HA	1.41	0.42
1:A:512:LYS:C	1:A:513:LEU:HD23	2.38	0.42
1:A:582:ASP:CG	1:A:592:LEU:HD22	2.40	0.42
1:A:601:LYS:CE	1:A:721:ALA:HB1	2.50	0.42
1:A:607:TRP:H	1:A:620:TRP:HZ3	1.67	0.42
1:A:613:HIS:O	1:A:614:TYR:CG	2.72	0.42
1:A:614:TYR:HD2	1:A:620:TRP:HB3	1.85	0.42
1:A:765:PRO:HG2	1:A:766:PHE:H	1.84	0.42
1:A:783:PRO:HG2	2:C:363:ARG:CD	2.49	0.42
1:A:842:PRO:CB	1:A:856:GLU:OE1	2.57	0.42
1:A:868:ASP:HB3	1:A:1199:THR:CB	2.45	0.42
1:A:914:THR:OG1	1:A:999:ASP:CG	2.58	0.42
1:A:1026:ARG:CG	1:A:1029:GLN:NE2	2.82	0.42
1:A:1065:ALA:C	1:A:1066:THR:HG1	2.18	0.42
1:A:1134:HIS:HB2	1:A:1136:GLU:OE2	2.18	0.42
1:A:1180:PHE:HB3	1:A:1181:SER:H	1.26	0.42
2:B:69:LEU:C	2:B:73:CYS:HG	2.22	0.42
2:B:90:SER:C	2:B:93:SER:HG	2.21	0.42
2:B:187:HIS:HA	2:B:190:LEU:HD23	2.02	0.42
2:B:189:ALA:O	2:B:190:LEU:C	2.58	0.42
2:B:267:ALA:HB1	2:B:270:PRO:CD	2.49	0.42
2:B:344:ARG:NE	2:B:344:ARG:N	2.67	0.42
2:C:197:LEU:CD1	2:C:322:LEU:HD11	2.49	0.42
2:C:213:VAL:HG23	2:C:235:THR:OG1	2.19	0.42
2:C:385:LEU:HD23	2:C:385:LEU:HA	1.74	0.42

Continued on next page...

Continued from previous page...

Atom-1	Atom-2	Interatomic distance (Å)	Clash overlap (Å)
2:C:395:LEU:C	2:C:397:GLN:N	2.72	0.42
1:D:375:GLU:O	1:D:378:VAL:C	2.54	0.42
1:D:658:LYS:CE	1:D:713:PRO:CB	2.85	0.42
1:D:860:LEU:HD23	1:D:860:LEU:HA	1.74	0.42
1:D:954:ILE:O	1:D:955:TYR:CD1	2.73	0.42
1:D:1090:GLU:HB3	1:D:1092:PHE:CE1	2.54	0.42
1:D:1173:LEU:HA	1:D:1174:PRO:HD3	1.75	0.42
2:E:379:ALA:N	2:E:380:PRO:HD3	2.35	0.42
2:F:113:GLU:HG2	2:F:266:PHE:CE1	2.54	0.42
2:F:293:PHE:CE2	2:F:298:GLU:HB2	2.55	0.42
2:F:305:ASN:HA	2:F:335:VAL:HG13	2.00	0.42
2:F:389:ARG:HA	2:F:389:ARG:HD2	1.74	0.42
2:F:414:TRP:O	2:F:415:PRO:C	2.57	0.42
1:A:849:THR:HB	1:A:852:ARG:N	2.34	0.42
1:A:895:GLU:O	1:A:898:ILE:HG12	2.20	0.42
1:A:900:ALA:CB	1:A:915:ALA:HB1	2.49	0.42
1:A:967:MET:CG	1:A:978:ALA:CB	2.98	0.42
1:A:1030:ARG:HD2	1:A:1040:LYS:NZ	2.31	0.42
1:A:1108:TYR:HE2	1:A:1112:MET:HE3	1.84	0.42
1:A:1157:ASN:C	1:A:1161:ARG:HD2	2.40	0.42
1:A:1205:GLY:O	1:A:1208:ARG:CB	2.62	0.42
1:A:1232:GLU:CD	1:A:1234:ARG:HH21	2.22	0.42
2:B:241:TRP:CE3	2:B:255:TRP:HH2	2.38	0.42
2:B:466:MET:HE3	2:B:471:LEU:HD13	2.02	0.42
2:C:69:LEU:HD13	2:C:354:PHE:CD2	2.53	0.42
2:C:78:PHE:CD1	2:C:102:LEU:CD2	2.99	0.42
2:C:190:LEU:O	2:C:193:TYR:N	2.47	0.42
2:C:243:THR:O	2:C:334:CYS:HB2	2.20	0.42
2:C:306:LEU:H	2:C:335:VAL:CB	2.33	0.42
2:C:328:ARG:C	2:C:329:LYS:HD2	2.40	0.42
2:C:344:ARG:O	2:C:348:ALA:N	2.53	0.42
2:C:389:ARG:HD2	2:C:389:ARG:HA	1.60	0.42
1:D:121:PRO:HB3	1:D:1175:GLN:NE2	2.35	0.42
1:D:258:GLN:O	1:D:259:ARG:CB	2.67	0.42
1:D:278:ILE:N	1:D:291:PHE:CD1	2.88	0.42
1:D:349:ASP:O	1:D:361:ARG:CD	2.56	0.42
1:D:434:TYR:OH	1:D:436:PRO:HB3	2.20	0.42
1:D:481:GLU:O	1:D:482:ASP:CB	2.68	0.42
1:D:487:ASP:O	1:D:491:ASP:OD1	2.36	0.42
1:D:612:LEU:HD11	1:D:622:TYR:HA	2.00	0.42
1:D:620:TRP:H	1:D:620:TRP:HD1	1.64	0.42

Continued on next page...

Continued from previous page...

Atom-1	Atom-2	Interatomic distance (Å)	Clash overlap (Å)
1:D:649:TYR:CD2	1:D:652:ILE:HD13	2.54	0.42
1:D:792:LEU:O	1:D:793:GLU:C	2.57	0.42
1:D:873:GLU:HB3	1:D:1200:PRO:CG	2.47	0.42
1:D:967:MET:HE1	1:D:974:THR:C	2.40	0.42
1:D:1212:ILE:HA	1:D:1213:PRO:HD3	1.29	0.42
2:E:461:THR:HG23	2:E:461:THR:O	2.19	0.42
2:F:102:LEU:HG	2:F:380:PRO:HG3	2.02	0.42
2:F:145:PHE:N	2:F:145:PHE:HD1	2.17	0.42
2:F:216:HIS:O	2:F:232:GLY:N	2.31	0.42
2:F:245:PRO:CD	2:F:246:ARG:H	2.32	0.42
2:F:389:ARG:CZ	2:F:390:GLY:CA	2.96	0.42
1:A:398:GLN:O	1:A:399:ASP:C	2.56	0.42
1:A:452:TYR:CD2	1:A:453:GLU:N	2.87	0.42
1:A:782:GLY:HA3	1:A:789:PRO:HD3	2.02	0.42
1:A:827:ARG:O	1:A:831:TYR:HE1	2.02	0.42
1:A:904:ASP:HB3	1:A:912:GLY:CA	2.49	0.42
1:A:955:TYR:HE2	1:A:1102:GLN:NE2	2.13	0.42
1:A:1028:VAL:O	1:A:1031:GLU:C	2.58	0.42
1:A:1102:GLN:O	1:A:1106:VAL:HG23	2.18	0.42
2:B:122:ARG:CD	2:B:124:GLN:NE2	2.81	0.42
2:B:185:LEU:HD11	2:B:238:SER:HB2	2.02	0.42
2:B:197:LEU:HD11	2:B:325:ARG:HH12	1.84	0.42
2:B:204:LEU:HG	2:B:325:ARG:HE	1.82	0.42
2:C:80:SER:HG	2:C:99:PHE:C	2.22	0.42
2:C:110:LEU:O	2:C:113:GLU:N	2.53	0.42
2:C:225:ARG:HB3	2:C:226:ASN:H	1.57	0.42
2:C:247:THR:OG1	2:C:251:TRP:HB2	2.20	0.42
2:C:308:ASP:O	2:C:312:LEU:HD11	2.19	0.42
2:C:424:SER:O	2:C:425:LEU:C	2.58	0.42
1:D:134:ASN:O	1:D:135:LEU:C	2.57	0.42
1:D:275:ARG:NH2	1:D:842:PRO:CA	2.79	0.42
1:D:278:ILE:HG12	1:D:291:PHE:CD1	2.54	0.42
1:D:623:LEU:O	1:D:623:LEU:CG	2.55	0.42
1:D:716:PRO:HB2	1:D:717:LEU:HD23	2.02	0.42
1:D:762:VAL:HG23	1:D:763:GLY:N	2.33	0.42
1:D:879:GLN:O	1:D:880:ALA:HB2	2.20	0.42
1:D:898:ILE:HG12	1:D:899:ALA:H	1.85	0.42
1:D:943:ARG:O	1:D:946:ALA:CB	2.64	0.42
1:D:1137:VAL:CG1	1:D:1139:TYR:CE1	2.96	0.42
2:E:78:PHE:CE1	2:E:346:MET:CE	3.02	0.42
2:E:293:PHE:CE1	2:E:351:TYR:CE2	3.08	0.42

Continued on next page...

Continued from previous page...

Atom-1	Atom-2	Interatomic distance (Å)	Clash overlap (Å)
2:E:389:ARG:CZ	2:E:390:GLY:O	2.68	0.42
2:F:88:ARG:HD3	2:F:295:TRP:CE2	2.54	0.42
2:F:190:LEU:O	2:F:193:TYR:N	2.51	0.42
2:F:236:GLU:CA	2:F:341:ASP:CB	2.73	0.42
2:F:469:SER:O	2:F:472:LYS:N	2.52	0.42
1:A:107:LEU:O	1:A:111:GLY:CA	2.67	0.42
1:A:209:PRO:C	1:A:210:THR:CG2	2.87	0.42
1:A:554:GLY:O	1:A:557:GLU:CG	2.68	0.42
1:A:581:ASP:CA	1:A:583:PRO:HD2	2.49	0.42
1:A:604:ALA:CB	1:A:717:LEU:HD13	2.49	0.42
1:A:608:ASP:HA	1:A:779:LEU:HD22	1.99	0.42
1:A:823:ARG:O	1:A:824:ALA:CB	2.68	0.42
1:A:864:ASN:HB2	1:A:865:ALA:H	1.58	0.42
1:A:884:TYR:O	1:A:885:THR:HG23	2.19	0.42
1:A:892:ASP:OD1	1:A:892:ASP:N	2.42	0.42
1:A:951:TYR:C	1:A:955:TYR:CD1	2.93	0.42
1:A:1090:GLU:O	1:A:1091:GLU:CB	2.68	0.42
1:A:1113:LEU:CB	1:A:1117:LYS:HZ2	2.28	0.42
2:B:93:SER:C	2:B:234:LYS:HZ1	2.23	0.42
2:B:201:ASN:HD22	2:C:421:MET:CE	2.33	0.42
2:B:238:SER:CA	2:B:339:ASN:ND2	2.83	0.42
2:B:392:THR:HG22	2:B:393:LEU:N	2.35	0.42
2:B:396:ARG:CD	2:B:418:LEU:H	2.25	0.42
2:B:471:LEU:CD1	2:B:474:PHE:HD2	2.32	0.42
2:C:127:PRO:HD2	2:C:128:VAL:H	1.81	0.42
2:C:322:LEU:HD22	2:C:324:GLY:N	2.34	0.42
2:C:347:LEU:HD12	2:C:347:LEU:N	2.35	0.42
2:C:419:GLU:HG3	2:C:432:TYR:OH	2.19	0.42
1:D:242:ALA:CA	1:D:245:ILE:HG23	2.42	0.42
1:D:309:ARG:CA	1:D:312:TRP:HB2	2.39	0.42
1:D:348:LEU:CD1	1:D:350:ILE:CD1	2.94	0.42
1:D:369:LEU:O	1:D:370:GLU:C	2.52	0.42
1:D:618:HIS:N	1:D:725:PRO:HG2	2.35	0.42
1:D:818:ARG:HE	1:D:818:ARG:HB2	1.62	0.42
1:D:829:PRO:CG	1:D:831:TYR:CE1	3.02	0.42
1:D:1197:CYS:C	1:D:1204:THR:CG2	2.88	0.42
1:D:1220:ILE:O	1:D:1223:ILE:N	2.52	0.42
2:E:67:GLU:HG2	2:E:70:LEU:HD12	1.97	0.42
2:E:203:ARG:NH1	2:F:418:LEU:HD13	2.34	0.42
2:E:310:GLU:C	2:E:314:MET:HG3	2.40	0.42
2:E:395:LEU:O	2:E:395:LEU:HD13	2.20	0.42

Continued on next page...

Continued from previous page...

Atom-1	Atom-2	Interatomic distance (Å)	Clash overlap (Å)
2:E:403:PHE:HA	2:E:413:VAL:HG21	2.01	0.42
2:E:456:ARG:HG3	2:E:457:SER:H	1.85	0.42
2:E:457:SER:OG	2:E:458:ARG:N	2.52	0.42
2:F:183:GLU:O	2:F:184:ASN:OD1	2.38	0.42
2:F:185:LEU:CD1	2:F:236:GLU:HB2	2.46	0.42
2:F:272:ASN:CA	2:F:292:ASN:ND2	2.83	0.42
2:F:357:THR:O	2:F:358:GLU:CB	2.66	0.42
1:A:267:VAL:HB	1:A:269:HIS:CE1	2.55	0.42
1:A:269:HIS:O	1:A:293:ASP:HA	2.19	0.42
1:A:275:ARG:HH22	1:A:845:VAL:CA	2.23	0.42
1:A:284:ILE:O	1:A:284:ILE:HG22	2.19	0.42
1:A:474:LEU:HB3	1:A:712:VAL:H	1.85	0.42
1:A:805:HIS:CG	1:A:806:LYS:N	2.88	0.42
1:A:962:ALA:CB	1:A:986:TYR:CZ	2.98	0.42
1:A:1022:LEU:HB3	1:A:1026:ARG:HH22	1.85	0.42
2:B:289:LEU:CB	2:B:300:ILE:HG13	2.50	0.42
2:B:374:LEU:H	2:B:458:ARG:CZ	2.20	0.42
2:B:424:SER:OG	2:B:425:LEU:N	2.52	0.42
2:B:435:MET:O	2:B:437:ILE:N	2.53	0.42
2:B:461:THR:OG1	2:B:463:LYS:HE3	2.20	0.42
2:B:466:MET:CG	2:B:467:HIS:N	2.80	0.42
2:C:59:ALA:N	2:C:60:PRO:HD2	2.35	0.42
2:C:86:LEU:O	2:C:87:SER:C	2.58	0.42
2:C:241:TRP:CD1	2:C:243:THR:CG2	3.00	0.42
2:C:306:LEU:C	2:C:335:VAL:HB	2.40	0.42
1:D:239:LEU:O	1:D:242:ALA:N	2.47	0.42
1:D:285:GLN:NE2	1:D:1128:ARG:CB	2.83	0.42
1:D:285:GLN:HE22	1:D:1128:ARG:CB	2.32	0.42
1:D:289:MET:CE	1:D:290:ARG:N	2.83	0.42
1:D:348:LEU:HD13	1:D:350:ILE:CD1	2.48	0.42
1:D:387:GLU:O	1:D:390:GLN:CG	2.67	0.42
1:D:462:SER:O	1:D:466:LEU:HD13	2.20	0.42
1:D:538:GLU:CD	1:D:542:ASP:CG	2.78	0.42
1:D:576:LEU:HD22	2:F:481:SER:CB	2.49	0.42
1:D:666:GLN:HA	1:D:669:MET:HG3	2.00	0.42
1:D:801:TRP:HE3	1:D:804:ALA:HB3	1.85	0.42
1:D:871:GLY:O	1:D:872:SER:C	2.57	0.42
1:D:955:TYR:HB3	1:D:1098:ASN:OD1	2.19	0.42
1:D:1015:THR:O	1:D:1016:GLU:HB2	2.19	0.42
1:D:1124:ALA:HB2	1:D:1231:LEU:HB3	2.02	0.42
2:E:95:CYS:O	2:E:96:HIS:C	2.58	0.42

Continued on next page...

Continued from previous page...

Atom-1	Atom-2	Interatomic distance (Å)	Clash overlap (Å)
2:E:109:ASN:HB2	2:E:378:LEU:O	2.20	0.42
2:E:250:GLN:CD	2:E:250:GLN:C	2.78	0.42
2:E:398:VAL:HG22	2:E:402:LEU:HG	2.02	0.42
2:E:406:LEU:HG	2:E:413:VAL:HG21	2.01	0.42
2:E:472:LYS:NZ	2:E:473:ASP:OD1	2.53	0.42
2:F:263:TRP:O	2:F:264:ARG:C	2.58	0.42
2:F:442:LEU:CB	2:F:455:LEU:HD22	2.49	0.42
1:A:204:ALA:C	1:A:206:GLY:N	2.72	0.42
1:A:290:ARG:O	1:A:291:PHE:CD2	2.73	0.42
1:A:312:TRP:CZ2	1:A:346:ASP:O	2.54	0.42
1:A:316:LYS:HB2	1:A:348:LEU:HD11	2.02	0.42
1:A:357:SER:O	1:A:361:VAL:HG12	2.20	0.42
1:A:500:ALA:HB1	1:A:520:ALA:HB2	2.02	0.42
1:A:593:SER:C	1:A:594:LEU:HD23	2.40	0.42
1:A:869:ARG:NE	1:A:870:VAL:HG23	2.35	0.42
1:A:941:ILE:HG22	1:A:942:SER:O	2.20	0.42
1:A:996:ARG:HD2	1:A:1004:LEU:HD13	2.01	0.42
1:A:1013:ASP:CG	1:A:1014:ARG:N	2.73	0.42
1:A:1219:ASP:O	1:A:1223:ILE:CG2	2.65	0.42
2:B:107:ARG:HB2	2:B:346:MET:SD	2.60	0.42
2:B:118:VAL:HG21	2:B:239:LEU:HD22	2.02	0.42
2:B:261:GLN:OE1	2:B:266:PHE:CE1	2.73	0.42
2:C:72:ILE:HG23	2:C:76:ARG:HE	1.84	0.42
2:C:300:ILE:CG2	2:C:342:LEU:CD1	2.83	0.42
2:C:322:LEU:HD22	2:C:323:HIS:N	2.35	0.42
2:C:325:ARG:NH2	2:C:327:GLY:HA2	2.35	0.42
2:C:361:PHE:C	2:C:362:THR:HG23	2.40	0.42
2:C:433:ASP:C	2:C:435:MET:N	2.72	0.42
1:D:175:TRP:HZ2	1:D:183:GLU:HG3	1.79	0.42
1:D:278:ILE:CA	1:D:291:PHE:CD1	3.03	0.42
1:D:380:GLY:O	1:D:381:THR:CG2	2.58	0.42
1:D:472:GLN:O	2:F:461:THR:CG2	2.68	0.42
1:D:525:MET:O	1:D:526:ASP:CG	2.57	0.42
1:D:544:MET:O	1:D:548:CYS:N	2.52	0.42
1:D:631:LEU:O	1:D:633:LYS:N	2.53	0.42
1:D:634:LEU:HA	1:D:635:PRO:HD3	1.78	0.42
1:D:1015:THR:C	1:D:1017:GLY:H	2.23	0.42
1:D:1056:GLU:CA	1:D:1059:ASN:HD21	2.24	0.42
1:D:1102:GLN:O	1:D:1103:SER:C	2.56	0.42
1:D:1151:LEU:HD21	1:D:1224:ILE:HB	2.02	0.42
2:E:308:ASP:O	2:E:309:HIS:O	2.38	0.42

Continued on next page...

Continued from previous page...

Atom-1	Atom-2	Interatomic distance (Å)	Clash overlap (Å)
2:F:203:ARG:HA	2:F:325:ARG:CG	2.47	0.42
2:F:300:ILE:N	2:F:344:ARG:HH12	2.18	0.42
2:F:374:LEU:HB2	2:F:379:ALA:HB2	2.02	0.42
2:F:408:GLU:O	2:F:409:ASN:C	2.58	0.42
2:F:427:GLN:O	2:F:430:SER:OG	2.28	0.42
2:F:436:SER:O	2:F:437:ILE:C	2.58	0.42
2:F:473:ASP:O	2:F:476:ILE:HD12	2.20	0.42
1:A:199:VAL:HG21	1:A:277:HIS:CB	2.50	0.42
1:A:213:VAL:HG13	1:A:397:ALA:CB	2.44	0.42
1:A:394:GLN:OE1	1:A:395:TYR:HA	2.20	0.42
1:A:607:TRP:HZ2	1:A:671:GLN:N	2.18	0.42
1:A:608:ASP:OD2	1:A:614:TYR:OH	2.29	0.42
1:A:955:TYR:CB	1:A:1098:ASN:OD1	2.65	0.42
1:A:1025:LEU:O	1:A:1026:ARG:CG	2.63	0.42
1:A:1135:ASP:N	1:A:1136:GLU:OE2	2.45	0.42
1:A:1207:GLU:H	1:A:1210:TYR:H	1.66	0.42
2:B:128:VAL:HG12	2:B:209:ALA:O	2.20	0.42
2:B:182:ARG:HD3	2:B:214:CYS:HA	2.02	0.42
2:C:198:ASP:OD1	2:C:198:ASP:O	2.38	0.42
2:C:252:LEU:C	2:C:252:LEU:CD2	2.89	0.42
2:C:456:ARG:CG	2:C:457:SER:N	2.79	0.42
1:D:289:MET:HE2	1:D:290:ARG:N	2.35	0.42
1:D:546:ARG:NH2	2:F:408:GLU:OE1	2.53	0.42
1:D:739:TYR:C	1:D:740:ASN:CG	2.79	0.42
1:D:770:PHE:CE1	1:D:968:GLN:CA	3.03	0.42
1:D:797:MET:HG3	1:D:797:MET:H	1.49	0.42
1:D:813:VAL:HG21	1:D:815:TRP:CZ2	2.55	0.42
1:D:841:LEU:HA	1:D:842:PRO:HD3	1.72	0.42
1:D:967:MET:SD	1:D:978:ALA:CB	3.07	0.42
1:D:1037:GLN:H	1:D:1037:GLN:HG2	1.38	0.42
1:D:1057:MET:CB	1:D:1064:ILE:HD11	2.29	0.42
1:D:1103:SER:O	1:D:1104:SER:C	2.57	0.42
2:E:80:SER:O	2:E:86:LEU:HD21	2.20	0.42
2:E:121:PHE:HA	2:F:407:LEU:CD1	2.49	0.42
2:E:471:LEU:O	2:E:471:LEU:HD12	2.20	0.42
2:F:184:ASN:O	2:F:185:LEU:C	2.58	0.42
2:F:275:SER:HA	2:F:288:LYS:O	2.20	0.42
2:F:468:ILE:C	2:F:471:LEU:HD13	2.41	0.42
1:A:293:ASP:HB2	1:A:296:SER:OG	2.20	0.41
1:A:373:PRO:CD	1:A:374:ARG:H	2.32	0.41
1:A:415:LEU:C	1:A:417:ARG:N	2.73	0.41

Continued on next page...

Continued from previous page...

Atom-1	Atom-2	Interatomic distance (Å)	Clash overlap (Å)
1:A:454:GLU:O	1:A:455:LEU:C	2.57	0.41
1:A:612:LEU:CD2	1:A:614:TYR:CA	2.98	0.41
1:A:643:ALA:O	1:A:644:GLY:C	2.58	0.41
1:A:730:PRO:HG2	1:A:731:SER:H	1.85	0.41
1:A:886:LEU:CD1	1:A:1189:LEU:HD21	2.50	0.41
1:A:1193:VAL:HG22	1:A:1194:THR:H	1.85	0.41
2:B:196:CYS:O	2:B:199:LEU:HB3	2.20	0.41
2:B:269:SER:C	2:B:271:SER:N	2.68	0.41
1:D:172:ALA:HB1	1:D:221:TYR:HB2	2.02	0.41
1:D:206:GLY:C	1:D:208:CYS:H	2.20	0.41
1:D:236:THR:O	1:D:237:SER:HB3	2.20	0.41
1:D:245:ILE:HG13	1:D:246:PRO:CG	2.47	0.41
1:D:288:ARG:NH1	1:D:290:ARG:HH22	2.18	0.41
1:D:420:HIS:CD2	1:D:1020:ILE:CG2	3.02	0.41
1:D:434:TYR:CD1	1:D:841:LEU:HD21	2.55	0.41
1:D:457:ARG:C	1:D:460:LYS:NZ	2.73	0.41
1:D:461:LYS:HE3	1:D:461:LYS:HB3	1.84	0.41
1:D:488:LEU:N	1:D:488:LEU:HD23	2.34	0.41
1:D:669:MET:HA	1:D:670:PRO:HA	1.58	0.41
1:D:808:ILE:HD13	1:D:874:LEU:CD2	2.50	0.41
1:D:873:GLU:N	1:D:1200:PRO:HD3	2.35	0.41
2:E:203:ARG:NH2	2:F:418:LEU:CD1	2.83	0.41
2:E:379:ALA:HB3	2:E:438:LEU:HD11	2.02	0.41
2:E:456:ARG:NH1	2:E:463:LYS:HE3	2.32	0.41
2:E:476:ILE:O	2:E:480:SER:N	2.43	0.41
2:F:197:LEU:HD12	2:F:322:LEU:HD21	2.00	0.41
2:F:239:LEU:HG	2:F:336:LEU:CD1	2.50	0.41
2:F:286:GLY:CA	2:F:303:LEU:O	2.68	0.41
2:F:293:PHE:C	2:F:295:TRP:N	2.74	0.41
2:F:335:VAL:HG22	2:F:336:LEU:N	2.35	0.41
2:F:372:LEU:CG	2:F:436:SER:HB2	2.49	0.41
2:F:383:VAL:CG2	2:F:384:ALA:H	2.33	0.41
2:F:394:GLU:HA	2:F:397:GLN:CD	2.39	0.41
2:F:474:PHE:CZ	2:F:475:LEU:HD23	2.55	0.41
1:A:177:ARG:O	1:A:179:GLY:N	2.53	0.41
1:A:196:VAL:HA	1:A:267:VAL:HG12	2.02	0.41
1:A:449:GLN:HA	1:A:452:TYR:CD1	2.53	0.41
1:A:485:LEU:O	1:A:489:GLU:HG3	2.20	0.41
1:A:630:ASN:ND2	1:A:630:ASN:C	2.74	0.41
1:A:784:GLY:N	2:C:362:THR:O	2.54	0.41
1:A:792:LEU:O	1:A:796:LYS:CD	2.67	0.41

Continued on next page...

Continued from previous page...

Atom-1	Atom-2	Interatomic distance (Å)	Clash overlap (Å)
1:A:906:HIS:C	1:A:908:ALA:H	2.23	0.41
1:A:955:TYR:HE2	1:A:1102:GLN:HE21	1.68	0.41
1:A:1230:SER:HB3	1:A:1231:LEU:H	1.58	0.41
2:B:76:ARG:NH2	2:B:431:LYS:HG3	2.35	0.41
2:B:259:ARG:HD2	2:B:262:TRP:HB2	2.01	0.41
2:C:102:LEU:HD11	2:C:435:MET:SD	2.60	0.41
2:C:121:PHE:CE1	2:C:122:ARG:HD2	2.55	0.41
2:C:125:VAL:CG1	2:C:206:TYR:HD1	2.33	0.41
2:C:208:LEU:CD1	2:C:240:VAL:C	2.80	0.41
2:C:208:LEU:H	2:C:208:LEU:HG	0.84	0.41
2:C:272:ASN:HB3	2:C:292:ASN:CB	2.47	0.41
2:C:473:ASP:O	2:C:477:LYS:HG3	2.20	0.41
1:D:209:PRO:O	1:D:210:THR:OG1	2.38	0.41
1:D:345:TRP:CE3	1:D:345:TRP:O	2.73	0.41
1:D:444:TYR:CE2	1:D:877:MET:SD	3.13	0.41
1:D:546:ARG:HH21	2:F:404:ASN:ND2	2.18	0.41
1:D:611:PRO:HG2	1:D:622:TYR:CE2	2.55	0.41
1:D:631:LEU:O	1:D:633:LYS:HG3	2.20	0.41
1:D:765:PRO:HG2	1:D:766:PHE:CG	2.55	0.41
1:D:797:MET:HB2	1:D:869:ARG:HH11	1.85	0.41
1:D:896:LEU:HD13	1:D:896:LEU:HA	1.85	0.41
1:D:1019:TRP:NE1	1:D:1020:ILE:HG22	2.32	0.41
1:D:1122:GLU:CA	1:D:1122:GLU:OE2	2.68	0.41
1:D:1220:ILE:HB	1:D:1221:TYR:H	1.41	0.41
2:E:213:VAL:HG13	2:E:235:THR:HG23	1.96	0.41
2:E:389:ARG:HH21	2:E:391:PRO:C	2.20	0.41
2:E:415:PRO:HB2	2:E:417:TYR:CZ	2.55	0.41
2:E:476:ILE:O	2:E:480:SER:HB3	2.19	0.41
2:F:201:ASN:O	2:F:202:LYS:CB	2.68	0.41
2:F:238:SER:HA	2:F:338:VAL:CB	2.49	0.41
2:F:299:LEU:H	2:F:299:LEU:CD2	2.09	0.41
2:F:308:ASP:OD2	2:F:334:CYS:SG	2.76	0.41
1:A:105:GLU:O	1:A:109:LYS:HE2	2.20	0.41
1:A:110:HIS:C	1:A:112:LEU:HD12	2.41	0.41
1:A:196:VAL:HA	1:A:269:HIS:NE2	2.35	0.41
1:A:239:LEU:HG	1:A:239:LEU:H	1.55	0.41
1:A:253:ALA:CB	1:A:256:PRO:HB3	2.37	0.41
1:A:272:SER:O	1:A:274:ASP:N	2.52	0.41
1:A:481:GLU:C	1:A:482:ASP:OD1	2.59	0.41
1:A:620:TRP:HD1	1:A:749:PHE:O	2.03	0.41
1:A:726:LYS:C	1:A:727:ASP:O	2.57	0.41

Continued on next page...

Continued from previous page...

Atom-1	Atom-2	Interatomic distance (Å)	Clash overlap (Å)
1:A:829:PRO:HB3	1:A:883:GLY:N	2.35	0.41
1:A:913:CYS:O	1:A:917:GLY:N	2.54	0.41
1:A:1010:LEU:C	1:A:1012:VAL:H	2.19	0.41
1:A:1028:VAL:HG23	1:A:1029:GLN:HG3	2.01	0.41
1:A:1108:TYR:CE2	1:A:1112:MET:HE1	2.55	0.41
1:A:1128:ARG:O	1:A:1139:TYR:HA	2.21	0.41
1:A:1195:MET:O	1:A:1196:ASP:CB	2.67	0.41
2:C:134:LYS:HD3	2:C:180:LYS:HZ2	1.86	0.41
2:C:188:GLY:C	2:C:190:LEU:N	2.70	0.41
2:C:208:LEU:CD1	2:C:208:LEU:H	1.98	0.41
2:C:222:LYS:HB2	2:C:223:GLN:H	1.56	0.41
2:C:413:VAL:CG1	2:C:414:TRP:N	2.83	0.41
2:C:433:ASP:C	2:C:435:MET:H	2.23	0.41
1:D:74:LEU:CD1	1:D:76:ILE:O	2.67	0.41
1:D:79:LEU:CB	1:D:83:LEU:HD11	2.46	0.41
1:D:180:PRO:O	1:D:181:GLU:CD	2.59	0.41
1:D:256:PRO:HB3	1:D:281:GLN:CA	2.49	0.41
1:D:267:VAL:CB	1:D:269:HIS:HD2	2.14	0.41
1:D:275:ARG:NE	1:D:842:PRO:C	2.72	0.41
1:D:444:TYR:CE2	1:D:1210:TYR:HB2	2.55	0.41
1:D:451:THR:HA	1:D:454:GLU:HG3	2.01	0.41
1:D:468:ASN:O	1:D:472:GLN:HB2	2.21	0.41
1:D:500:ALA:HB2	1:D:521:PRO:CD	2.49	0.41
1:D:601:LYS:NZ	1:D:722:ARG:H	2.17	0.41
1:D:722:ARG:CG	1:D:722:ARG:NH1	2.83	0.41
1:D:812:MET:O	1:D:840:ILE:CG2	2.58	0.41
1:D:1043:VAL:O	1:D:1043:VAL:HG23	2.20	0.41
1:D:1129:PHE:CE2	1:D:1139:TYR:CD2	3.09	0.41
1:D:1154:GLN:HG2	1:D:1179:PHE:HE2	1.82	0.41
2:E:87:SER:C	2:E:89:ASP:H	2.24	0.41
2:E:203:ARG:CZ	2:E:203:ARG:CB	2.97	0.41
2:E:259:ARG:NH2	2:E:301:GLU:OE1	2.53	0.41
2:E:264:ARG:HG2	2:E:273:PHE:CG	2.55	0.41
2:E:328:ARG:O	2:E:329:LYS:HG3	2.20	0.41
2:F:254:PHE:HA	2:F:257:ARG:HD2	2.02	0.41
2:F:375:HIS:N	2:F:378:LEU:HB2	2.35	0.41
2:F:386:ASP:O	2:F:443:VAL:N	2.36	0.41
2:F:403:PHE:CD2	2:F:407:LEU:HB2	2.54	0.41
2:F:426:GLU:OE2	2:F:426:GLU:HA	2.20	0.41
2:F:468:ILE:CG2	2:F:469:SER:N	2.83	0.41
2:F:470:LYS:O	2:F:474:PHE:N	2.54	0.41

Continued on next page...

Continued from previous page...

Atom-1	Atom-2	Interatomic distance (Å)	Clash overlap (Å)
2:F:475:LEU:HG	2:F:475:LEU:H	1.58	0.41
1:A:175:TRP:O	1:A:176:THR:CB	2.68	0.41
1:A:259:ARG:O	1:A:260:ASP:CB	2.68	0.41
1:A:371:LYS:HB2	1:A:374:ARG:HD2	2.03	0.41
1:A:417:ARG:C	1:A:419:PRO:HD3	2.41	0.41
1:A:425:ALA:O	1:A:428:LEU:HB2	2.21	0.41
1:A:441:TRP:HD1	1:A:877:MET:SD	2.44	0.41
1:A:497:GLN:O	1:A:498:LYS:CG	2.68	0.41
1:A:556:THR:CG2	2:C:467:HIS:NE2	2.84	0.41
1:A:560:PRO:O	1:A:561:LYS:HB2	2.20	0.41
1:A:606:THR:HG22	1:A:614:TYR:CE2	2.55	0.41
1:A:617:ARG:HB3	1:A:763:GLY:C	2.41	0.41
1:A:645:VAL:CG1	1:A:647:CYS:O	2.68	0.41
1:A:944:GLU:O	1:A:948:ILE:HG12	2.21	0.41
1:A:1041:TRP:NE1	1:A:1043:VAL:CG2	2.83	0.41
1:A:1093:MET:H	1:A:1093:MET:HG3	1.68	0.41
1:A:1122:GLU:C	1:A:1123:PHE:HD1	2.20	0.41
1:A:1158:LEU:N	1:A:1158:LEU:HD23	2.34	0.41
1:A:1233:LYS:C	1:A:1236:GLN:NE2	2.73	0.41
2:B:183:GLU:C	2:B:214:CYS:SG	2.99	0.41
2:C:197:LEU:C	2:C:199:LEU:N	2.72	0.41
2:C:238:SER:HB2	2:C:338:VAL:HG11	2.01	0.41
2:C:282:GLU:C	2:C:284:ARG:N	2.71	0.41
2:C:432:TYR:HB3	2:C:437:ILE:CD1	2.50	0.41
1:D:97:GLU:CB	1:D:101:ARG:NH1	2.83	0.41
1:D:247:LEU:HD12	1:D:247:LEU:N	2.35	0.41
1:D:265:LEU:HG	1:D:267:VAL:N	2.35	0.41
1:D:387:GLU:O	1:D:390:GLN:HG2	2.20	0.41
1:D:531:GLY:HA2	1:D:532:PRO:HD3	1.68	0.41
1:D:863:SER:O	1:D:875:LYS:HE2	2.20	0.41
1:D:869:ARG:HA	1:D:1200:PRO:HB2	2.02	0.41
2:E:212:GLY:O	2:E:235:THR:C	2.58	0.41
2:E:302:THR:O	2:E:338:VAL:HA	2.20	0.41
2:E:447:THR:CG2	2:E:452:LEU:H	2.32	0.41
2:E:455:LEU:O	2:E:463:LYS:CA	2.59	0.41
2:F:82:SER:CA	2:F:86:LEU:CD2	2.77	0.41
2:F:114:TRP:HB2	2:F:262:TRP:HZ2	1.77	0.41
2:F:193:TYR:CD1	2:F:193:TYR:O	2.74	0.41
2:F:204:LEU:HD12	2:F:204:LEU:H	1.84	0.41
2:F:282:GLU:C	2:F:284:ARG:H	2.22	0.41
2:F:289:LEU:O	2:F:299:LEU:C	2.58	0.41

Continued on next page...

Continued from previous page...

Atom-1	Atom-2	Interatomic distance (Å)	Clash overlap (Å)
2:F:360:SER:OG	2:F:364:LYS:HD2	2.21	0.41
2:F:432:TYR:O	2:F:436:SER:N	2.53	0.41
1:A:139:PHE:CD2	1:A:1111:LEU:HG	2.56	0.41
1:A:156:LEU:N	1:A:156:LEU:CD2	2.83	0.41
1:A:255:SER:N	1:A:256:PRO:HA	2.35	0.41
1:A:345:TRP:O	1:A:345:TRP:CD1	2.74	0.41
1:A:597:ARG:HB2	1:A:616:GLU:OE1	2.20	0.41
1:A:606:THR:HG21	1:A:613:HIS:N	2.25	0.41
1:A:618:HIS:O	1:A:762:VAL:HG21	2.20	0.41
1:A:659:HIS:HD2	1:A:720:THR:H	1.67	0.41
1:A:667:GLN:CG	1:A:668:LEU:N	2.82	0.41
1:A:739:TYR:CA	1:A:741:ASP:O	2.67	0.41
1:A:765:PRO:HG2	1:A:766:PHE:N	2.36	0.41
1:A:769:ASP:OD1	1:A:1057:MET:HE2	2.20	0.41
1:A:1131:ILE:HG23	1:A:1137:VAL:CG1	2.49	0.41
1:A:1179:PHE:CD1	1:A:1220:ILE:HG12	2.55	0.41
1:A:1183:VAL:O	1:A:1217:ALA:CB	2.68	0.41
1:A:1184:ASP:OD1	1:A:1184:ASP:N	2.54	0.41
2:B:125:VAL:CG1	2:B:126:PHE:N	2.82	0.41
2:B:431:LYS:HG2	2:B:435:MET:HG3	2.02	0.41
2:B:436:SER:C	2:B:458:ARG:HH11	2.23	0.41
2:C:115:TRP:CD1	2:C:119:VAL:CG2	3.03	0.41
2:C:208:LEU:CD1	2:C:208:LEU:N	2.57	0.41
2:C:413:VAL:HG12	2:C:414:TRP:H	1.84	0.41
1:D:163:PRO:O	1:D:165:LYS:HE3	2.21	0.41
1:D:255:SER:HB3	1:D:256:PRO:O	2.18	0.41
1:D:269:HIS:O	1:D:274:ASP:OD2	2.38	0.41
1:D:823:ARG:CD	1:D:824:ALA:H	2.32	0.41
1:D:902:LEU:HA	1:D:902:LEU:HD12	1.80	0.41
1:D:1005:VAL:O	1:D:1006:ARG:C	2.55	0.41
1:D:1132:SER:CA	1:D:1136:GLU:O	2.62	0.41
1:D:1200:PRO:HD2	1:D:1203:PRO:CB	2.51	0.41
2:E:323:HIS:O	2:E:330:ASN:HA	2.20	0.41
2:E:325:ARG:CG	2:E:330:ASN:H	2.34	0.41
2:E:341:ASP:C	2:E:341:ASP:OD1	2.59	0.41
2:E:354:PHE:HB2	2:E:372:LEU:CD1	2.50	0.41
2:F:78:PHE:HD1	2:F:102:LEU:HD22	1.78	0.41
2:F:131:LEU:HD12	2:F:131:LEU:HA	1.88	0.41
2:F:247:THR:HG1	2:F:248:SER:N	2.19	0.41
2:F:460:THR:C	2:F:461:THR:HG23	2.41	0.41
1:A:174:GLY:O	1:A:220:TRP:HB2	2.21	0.41

Continued on next page...

Continued from previous page...

Atom-1	Atom-2	Interatomic distance (Å)	Clash overlap (Å)
1:A:256:PRO:CB	1:A:281:GLN:HA	2.46	0.41
1:A:439:GLN:HG3	1:A:836:LEU:O	2.20	0.41
1:A:670:PRO:O	1:A:671:GLN:C	2.59	0.41
1:A:756:ASP:OD2	1:A:1057:MET:HG2	2.20	0.41
1:A:792:LEU:O	1:A:796:LYS:HD3	2.21	0.41
1:A:879:GLN:CG	1:A:1189:LEU:CD2	2.79	0.41
1:A:904:ASP:OD1	1:A:904:ASP:N	2.51	0.41
1:A:985:MET:HG3	1:A:985:MET:H	1.73	0.41
1:A:1198:LYS:O	1:A:1199:THR:CB	2.68	0.41
2:B:261:GLN:CA	2:B:264:ARG:NE	2.70	0.41
2:B:471:LEU:HA	2:B:474:PHE:HB3	2.01	0.41
2:C:393:LEU:O	2:C:397:GLN:HB3	2.21	0.41
2:C:452:LEU:HD12	2:C:453:ILE:HG12	2.02	0.41
1:D:81:ARG:HD3	1:D:126:ARG:HA	2.01	0.41
1:D:140:ARG:O	1:D:144:GLN:CB	2.61	0.41
1:D:146:GLN:HG2	1:D:146:GLN:H	1.44	0.41
1:D:203:LEU:CB	1:D:379:LYS:O	2.69	0.41
1:D:295:MET:O	1:D:298:HIS:N	2.54	0.41
1:D:391:ASP:O	1:D:395:TYR:CD1	2.74	0.41
1:D:444:TYR:CD2	1:D:877:MET:SD	3.14	0.41
1:D:495:PHE:O	1:D:573:TYR:CZ	2.73	0.41
1:D:522:GLY:C	1:D:524:PRO:N	2.74	0.41
1:D:611:PRO:CB	1:D:612:LEU:HD13	2.37	0.41
1:D:622:TYR:HB2	1:D:747:CYS:O	2.21	0.41
1:D:738:PRO:C	1:D:739:TYR:O	2.57	0.41
1:D:950:ASN:O	1:D:953:ARG:N	2.53	0.41
1:D:1165:ALA:HB1	1:D:1173:LEU:HD12	1.91	0.41
2:E:106:LEU:HD12	2:E:109:ASN:ND2	2.36	0.41
2:E:123:GLU:O	2:E:125:VAL:O	2.39	0.41
2:E:201:ASN:OD1	2:F:422:GLN:CD	2.59	0.41
2:E:205:PRO:HB3	2:E:242:PHE:C	2.41	0.41
2:E:353:SER:HA	2:E:373:LYS:O	2.20	0.41
2:E:370:LYS:O	2:E:433:ASP:CG	2.58	0.41
2:E:389:ARG:N	2:E:395:LEU:CD1	2.77	0.41
2:E:406:LEU:HG	2:E:413:VAL:HG22	2.01	0.41
2:E:418:LEU:HD23	2:E:418:LEU:HA	1.88	0.41
2:F:61:GLY:CA	2:F:64:GLU:HG2	2.51	0.41
2:F:336:LEU:HD21	2:F:337:SER:O	2.21	0.41
1:A:78:MET:O	1:A:79:LEU:HD23	2.21	0.41
1:A:211:LEU:HA	1:A:222:SER:H	1.86	0.41
1:A:276:ALA:CB	1:A:279:ARG:HG2	2.51	0.41

Continued on next page...

Continued from previous page...

Atom-1	Atom-2	Interatomic distance (Å)	Clash overlap (Å)
1:A:292:LEU:HD11	1:A:428:LEU:CD2	2.51	0.41
1:A:412:PRO:O	1:A:415:LEU:N	2.53	0.41
1:A:456:GLN:HE21	1:A:798:ILE:HD11	1.86	0.41
1:A:465:ASP:OD1	1:A:466:LEU:N	2.54	0.41
1:A:745:PRO:HD2	1:A:746:GLY:H	1.85	0.41
1:A:817:PRO:CG	1:A:818:ARG:N	2.84	0.41
1:A:900:ALA:HB1	1:A:915:ALA:HB1	2.02	0.41
1:A:928:GLY:C	1:A:930:ASP:N	2.74	0.41
1:A:931:LEU:CD2	1:A:932:HIS:N	2.77	0.41
1:A:1125:ILE:C	1:A:1126:ASP:OD1	2.59	0.41
2:B:473:ASP:O	2:B:477:LYS:HE3	2.21	0.41
2:C:113:GLU:O	2:C:116:THR:CG2	2.59	0.41
2:C:240:VAL:C	2:C:336:LEU:CB	2.83	0.41
2:C:290:TYR:CD1	2:C:299:LEU:HD22	2.56	0.41
2:C:344:ARG:N	2:C:347:LEU:HD22	2.35	0.41
2:C:362:THR:O	2:C:363:ARG:HD2	2.21	0.41
1:D:138:HIS:O	1:D:142:LEU:CG	2.52	0.41
1:D:270:ASN:C	1:D:274:ASP:CG	2.79	0.41
1:D:350:ILE:HG22	1:D:352:SER:CB	2.40	0.41
1:D:374:ARG:NE	1:D:392:LEU:CD2	2.83	0.41
1:D:466:LEU:N	1:D:466:LEU:CD1	2.82	0.41
1:D:490:TRP:O	1:D:580:LEU:CA	2.68	0.41
1:D:637:GLY:O	1:D:641:GLU:HG3	2.21	0.41
1:D:752:LEU:HB3	1:D:753:PRO:CB	2.49	0.41
1:D:770:PHE:O	1:D:773:LYS:HG2	2.20	0.41
1:D:897:TRP:HH2	1:D:1173:LEU:CD1	2.26	0.41
1:D:989:THR:C	1:D:998:SER:OG	2.59	0.41
1:D:1045:ALA:HB1	1:D:1092:PHE:CE1	2.55	0.41
1:D:1097:VAL:O	1:D:1098:ASN:C	2.57	0.41
1:D:1193:VAL:O	1:D:1195:MET:CE	2.69	0.41
2:E:76:ARG:HG3	2:E:435:MET:HG3	2.03	0.41
2:E:129:ASP:OD1	2:F:98:GLY:HA3	2.21	0.41
2:E:259:ARG:NE	2:E:301:GLU:OE1	2.54	0.41
2:E:441:VAL:HG22	2:E:455:LEU:CB	2.51	0.41
2:F:114:TRP:CD1	2:F:259:ARG:NH1	2.81	0.41
2:F:138:LEU:HA	2:F:138:LEU:HD13	1.81	0.41
2:F:197:LEU:C	2:F:199:LEU:N	2.74	0.41
2:F:350:LEU:CD1	2:F:351:TYR:H	2.32	0.41
2:F:446:THR:CB	2:F:450:ASN:OD1	2.69	0.41
2:F:482:ALA:O	2:F:483:LYS:C	2.59	0.41
1:A:143:ALA:CB	1:A:421:PRO:HB2	2.50	0.41

Continued on next page...

Continued from previous page...

Atom-1	Atom-2	Interatomic distance (Å)	Clash overlap (Å)
1:A:169:TRP:CD1	1:A:169:TRP:N	2.88	0.41
1:A:226:GLN:OE1	1:A:229:VAL:CG2	2.69	0.41
1:A:289:MET:O	1:A:290:ARG:HG3	2.20	0.41
1:A:441:TRP:CZ2	1:A:874:LEU:CB	3.04	0.41
1:A:443:ARG:HG3	1:A:447:GLU:OE1	2.21	0.41
1:A:503:VAL:HG11	1:A:520:ALA:O	2.17	0.41
1:A:539:PHE:O	1:A:539:PHE:CD2	2.73	0.41
1:A:656:TYR:HA	1:A:659:HIS:CB	2.50	0.41
1:A:741:ASP:CG	1:A:742:VAL:N	2.72	0.41
1:A:811:GLN:O	1:A:812:MET:C	2.59	0.41
1:A:848:GLY:O	1:A:849:THR:O	2.38	0.41
1:A:851:THR:OG1	1:A:1099:TRP:CD1	2.69	0.41
1:A:1032:THR:C	1:A:1034:ARG:H	2.23	0.41
1:A:1134:HIS:CB	1:A:1136:GLU:OE2	2.69	0.41
1:A:1179:PHE:CD1	1:A:1220:ILE:CG2	2.99	0.41
1:A:1200:PRO:O	1:A:1202:ASN:N	2.53	0.41
1:A:1206:MET:O	1:A:1207:GLU:CB	2.69	0.41
1:A:1208:ARG:C	1:A:1210:TYR:N	2.70	0.41
1:A:1218:LEU:O	1:A:1222:GLN:NE2	2.53	0.41
2:B:104:VAL:HG21	2:C:128:VAL:C	2.40	0.41
2:B:238:SER:CA	2:B:339:ASN:HD21	2.33	0.41
2:B:250:GLN:C	2:B:252:LEU:N	2.74	0.41
2:B:474:PHE:CG	2:B:475:LEU:N	2.89	0.41
2:C:247:THR:HG1	2:C:251:TRP:HB2	1.86	0.41
2:C:254:PHE:O	2:C:257:ARG:HB2	2.21	0.41
2:C:289:LEU:C	2:C:290:TYR:CG	2.94	0.41
2:C:346:MET:O	2:C:350:LEU:HD11	2.20	0.41
2:C:397:GLN:C	2:C:399:CYS:N	2.73	0.41
2:C:413:VAL:HG12	2:C:415:PRO:CD	2.51	0.41
1:D:213:VAL:C	1:D:401:TRP:CZ2	2.71	0.41
1:D:385:ILE:CG2	1:D:386:ARG:N	2.83	0.41
1:D:399:ASP:O	1:D:403:THR:HG22	2.20	0.41
1:D:434:TYR:O	1:D:1130:CYS:CB	2.58	0.41
1:D:498:LYS:HZ2	1:D:521:PRO:HB3	1.85	0.41
1:D:618:HIS:CB	1:D:725:PRO:CB	2.98	0.41
1:D:647:CYS:HB3	1:D:649:TYR:H	1.85	0.41
1:D:944:GLU:HG2	1:D:947:LYS:HE3	2.03	0.41
1:D:1067:SER:HB3	1:D:1073:PRO:CG	2.51	0.41
1:D:1144:GLU:HG3	1:D:1145:ASP:OD1	2.20	0.41
1:D:1200:PRO:HD2	1:D:1203:PRO:HB2	2.01	0.41
2:E:439:PHE:CZ	2:E:478:TYR:CZ	3.08	0.41

Continued on next page...

Continued from previous page...

Atom-1	Atom-2	Interatomic distance (Å)	Clash overlap (Å)
2:E:456:ARG:HG3	2:E:462:MET:CA	2.51	0.41
2:F:78:PHE:C	2:F:79:LEU:HD22	2.41	0.41
2:F:125:VAL:C	2:F:126:PHE:CG	2.92	0.41
2:F:218:VAL:O	2:F:218:VAL:HG13	2.21	0.41
2:F:447:THR:HG23	2:F:448:LEU:N	2.35	0.41
1:A:74:LEU:CD1	1:A:78:MET:N	2.84	0.41
1:A:76:ILE:HG13	1:A:77:GLN:N	2.34	0.41
1:A:102:ARG:HG2	1:A:102:ARG:H	1.51	0.41
1:A:136:ASP:CB	1:A:1163:MET:HE3	2.51	0.41
1:A:136:ASP:HB2	1:A:1163:MET:HE3	2.03	0.41
1:A:197:PHE:CB	1:A:277:HIS:HD2	2.33	0.41
1:A:312:TRP:HH2	1:A:346:ASP:N	2.18	0.41
1:A:313:ILE:HA	1:A:316:LYS:CG	2.51	0.41
1:A:371:LYS:HG3	1:A:372:GLU:HG2	2.02	0.41
1:A:406:VAL:HG22	1:A:407:PHE:HD2	1.85	0.41
1:A:411:LEU:C	1:A:411:LEU:CD1	2.89	0.41
1:A:444:TYR:OH	1:A:1200:PRO:CG	2.66	0.41
1:A:501:LYS:HB3	1:A:502:LYS:H	1.44	0.41
1:A:503:VAL:C	1:A:505:LYS:H	2.23	0.41
1:A:556:THR:CG2	2:C:452:LEU:HB3	2.33	0.41
1:A:601:LYS:HZ1	1:A:721:ALA:CA	2.34	0.41
1:A:607:TRP:O	1:A:610:PHE:HA	2.21	0.41
1:A:617:ARG:CD	1:A:763:GLY:O	2.69	0.41
1:A:634:LEU:HA	1:A:638:THR:OG1	2.21	0.41
1:A:645:VAL:C	1:A:650:ARG:HD2	2.33	0.41
1:A:814:VAL:HG22	1:A:839:ALA:O	2.21	0.41
1:A:875:LYS:HB3	1:A:1189:LEU:O	2.21	0.41
1:A:880:ALA:H	1:A:881:PRO:CD	2.32	0.41
1:A:886:LEU:N	1:A:886:LEU:CD2	2.68	0.41
1:A:993:ARG:O	1:A:994:TRP:C	2.58	0.41
1:A:1024:ASP:O	1:A:1026:ARG:HG3	2.21	0.41
1:A:1038:TRP:CZ3	1:A:1041:TRP:CD2	3.09	0.41
1:A:1144:GLU:C	1:A:1146:ARG:N	2.74	0.41
1:A:1155:ILE:HD13	1:A:1158:LEU:HD12	2.02	0.41
1:A:1166:TYR:CD2	1:A:1171:ASN:HA	2.56	0.41
1:A:1184:ASP:HA	1:A:1217:ALA:HB2	2.02	0.41
1:A:1198:LYS:O	1:A:1199:THR:HG23	2.20	0.41
1:A:1231:LEU:CD1	1:A:1235:SER:HB3	2.51	0.41
2:B:185:LEU:CD1	2:B:238:SER:HB2	2.50	0.41
2:B:186:LEU:O	2:B:186:LEU:HD23	2.21	0.41
2:B:199:LEU:HD13	2:B:200:VAL:N	2.35	0.41

Continued on next page...

Continued from previous page...

Atom-1	Atom-2	Interatomic distance (Å)	Clash overlap (Å)
2:B:389:ARG:N	2:B:389:ARG:NE	2.68	0.41
2:B:428:LEU:HD12	2:B:431:LYS:NZ	2.35	0.41
2:C:72:ILE:HG23	2:C:76:ARG:CD	2.51	0.41
2:C:184:ASN:HB3	2:C:187:HIS:H	1.85	0.41
2:C:193:TYR:O	2:C:194:VAL:C	2.59	0.41
2:C:237:ALA:N	2:C:341:ASP:HB3	2.36	0.41
2:C:247:THR:HG1	2:C:251:TRP:CB	2.32	0.41
2:C:253:ASP:HA	2:C:256:LEU:CD2	2.49	0.41
2:C:256:LEU:HD13	2:C:303:LEU:HD22	2.02	0.41
2:C:344:ARG:HG3	2:C:344:ARG:H	1.58	0.41
2:C:354:PHE:O	2:C:356:LEU:N	2.54	0.41
2:C:358:GLU:O	2:C:361:PHE:N	2.45	0.41
1:D:143:ALA:HB1	1:D:425:ALA:HB3	2.03	0.41
1:D:282:TYR:HB2	1:D:841:LEU:HD11	2.01	0.41
1:D:289:MET:C	1:D:290:ARG:HD2	2.41	0.41
1:D:297:MET:CG	1:D:411:LEU:HD13	2.50	0.41
1:D:432:VAL:HG11	1:D:1128:ARG:NE	2.06	0.41
1:D:482:ASP:CG	1:D:483:PRO:HD2	2.42	0.41
1:D:482:ASP:OD1	1:D:482:ASP:C	2.60	0.41
1:D:500:ALA:CB	1:D:521:PRO:CD	2.98	0.41
1:D:515:ILE:HG12	1:D:568:GLY:HA3	2.02	0.41
1:D:546:ARG:O	1:D:550:GLN:CD	2.59	0.41
1:D:546:ARG:NH1	2:F:408:GLU:OE1	2.54	0.41
1:D:586:THR:O	1:D:586:THR:HG22	2.19	0.41
1:D:592:LEU:O	1:D:593:SER:C	2.56	0.41
1:D:598:VAL:N	1:D:616:GLU:OE2	2.53	0.41
1:D:612:LEU:CD1	1:D:622:TYR:HA	2.51	0.41
1:D:647:CYS:CB	1:D:648:PRO:HD2	2.51	0.41
1:D:666:GLN:HA	1:D:669:MET:O	2.19	0.41
1:D:720:THR:CA	1:D:721:ALA:O	2.69	0.41
1:D:840:ILE:HG22	1:D:841:LEU:N	2.36	0.41
1:D:913:CYS:O	1:D:918:TRP:N	2.54	0.41
1:D:914:THR:O	1:D:914:THR:CG2	2.69	0.41
1:D:923:GLY:CA	1:D:931:LEU:CD1	2.98	0.41
1:D:992:LEU:C	1:D:996:ARG:NE	2.75	0.41
1:D:1000:GLU:O	1:D:1003:TRP:CB	2.69	0.41
1:D:1003:TRP:CH2	1:D:1101:VAL:CG2	3.04	0.41
1:D:1067:SER:CB	1:D:1071:ARG:HB3	2.50	0.41
1:D:1108:TYR:CA	1:D:1164:PHE:CE1	3.01	0.41
1:D:1129:PHE:CZ	1:D:1139:TYR:CE2	3.09	0.41
1:D:1163:MET:HE2	1:D:1167:LYS:HG3	2.03	0.41

Continued on next page...

Continued from previous page...

Atom-1	Atom-2	Interatomic distance (Å)	Clash overlap (Å)
1:D:1166:TYR:HA	1:D:1169:GLY:C	2.41	0.41
1:D:1171:ASN:O	1:D:1172:ASP:OD1	2.39	0.41
1:D:1206:MET:HG2	2:F:257:ARG:CZ	2.45	0.41
2:E:201:ASN:CB	2:F:421:MET:SD	3.09	0.41
2:E:201:ASN:HB3	2:F:421:MET:HE1	2.02	0.41
2:E:393:LEU:O	2:E:396:ARG:CG	2.68	0.41
2:E:442:LEU:HD13	2:E:443:VAL:CA	2.49	0.41
2:F:80:SER:HB2	2:F:98:GLY:C	2.41	0.41
2:F:86:LEU:N	2:F:86:LEU:CD1	2.84	0.41
2:F:86:LEU:C	2:F:87:SER:O	2.59	0.41
2:F:181:LEU:O	2:F:182:ARG:C	2.59	0.41
2:F:289:LEU:HD23	2:F:289:LEU:HA	1.85	0.41
2:F:303:LEU:C	2:F:304:TRP:CD1	2.93	0.41
2:F:326:ASP:OD2	2:F:329:LYS:O	2.39	0.41
2:F:336:LEU:HD23	2:F:337:SER:O	2.20	0.41
2:F:401:GLY:O	2:F:402:LEU:C	2.59	0.41
2:F:454:HIS:O	2:F:455:LEU:CB	2.49	0.41
2:F:458:ARG:CG	2:F:459:ASP:N	2.83	0.41
2:F:481:SER:O	2:F:484:ASN:HB2	2.21	0.41
1:A:148:LEU:HD23	1:A:148:LEU:HA	1.88	0.41
1:A:181:GLU:CG	1:A:182:GLY:N	2.83	0.41
1:A:456:GLN:O	1:A:457:ARG:C	2.58	0.41
1:A:502:LYS:CD	1:A:506:GLU:OE1	2.41	0.41
1:A:566:LEU:O	1:A:567:PRO:C	2.59	0.41
1:A:798:ILE:HD11	1:A:802:ARG:NE	2.30	0.41
1:A:1113:LEU:HD22	1:A:1139:TYR:OH	2.20	0.41
1:A:1149:ALA:O	1:A:1152:ALA:N	2.54	0.41
2:B:450:ASN:ND2	2:B:452:LEU:HB2	2.36	0.41
2:C:146:ARG:NE	2:C:228:VAL:HG11	2.36	0.41
2:C:347:LEU:CD1	2:C:347:LEU:N	2.82	0.41
1:D:72:ASN:OD1	1:D:80:SER:OG	2.31	0.41
1:D:157:LEU:HD22	1:D:157:LEU:HA	1.83	0.41
1:D:274:ASP:HA	1:D:277:HIS:HD2	1.85	0.41
1:D:420:HIS:O	1:D:424:LEU:CG	2.68	0.41
1:D:444:TYR:C	1:D:446:ALA:N	2.72	0.41
1:D:477:GLU:HG2	1:D:478:ARG:H	1.86	0.41
1:D:500:ALA:HB1	1:D:520:ALA:HB3	2.03	0.41
1:D:654:SER:O	1:D:655:LEU:C	2.58	0.41
1:D:656:TYR:HA	1:D:659:HIS:HE1	1.85	0.41
1:D:865:ALA:HB2	1:D:872:SER:C	2.40	0.41
1:D:1212:ILE:HG13	1:D:1213:PRO:HD2	2.03	0.41

Continued on next page...

Continued from previous page...

Atom-1	Atom-2	Interatomic distance (Å)	Clash overlap (Å)
2:F:244:PRO:HB3	2:F:245:PRO:HD2	2.02	0.41
2:F:251:TRP:HZ3	2:F:254:PHE:CD1	2.38	0.41
2:F:291:TYR:O	2:F:297:LYS:HA	2.21	0.41
2:F:342:LEU:C	2:F:344:ARG:N	2.62	0.41
2:F:348:ALA:HA	2:F:351:TYR:HB2	2.02	0.41
2:F:365:LYS:HG3	2:F:366:ASN:N	2.35	0.41
2:F:453:ILE:CD1	2:F:465:MET:HB3	2.36	0.41
1:A:107:LEU:HA	1:A:110:HIS:HB2	2.02	0.40
1:A:279:ARG:HB3	1:A:280:GLU:OE2	2.20	0.40
1:A:301:ILE:CD1	1:A:414:PHE:C	2.90	0.40
1:A:513:LEU:HA	1:A:514:PRO:HD2	1.61	0.40
1:A:576:LEU:HD12	1:A:577:CYS:H	1.77	0.40
1:A:812:MET:O	1:A:813:VAL:CB	2.69	0.40
1:A:920:THR:O	1:A:921:LEU:C	2.58	0.40
1:A:1066:THR:CB	1:A:1071:ARG:HB3	2.50	0.40
1:A:1144:GLU:O	1:A:1145:ASP:C	2.57	0.40
2:B:264:ARG:O	2:B:267:ALA:N	2.54	0.40
2:B:474:PHE:CD2	2:B:475:LEU:HG	2.56	0.40
2:C:125:VAL:HG22	2:C:208:LEU:CB	2.48	0.40
2:C:241:TRP:CE3	2:C:336:LEU:CD1	3.02	0.40
2:C:291:TYR:OH	2:C:351:TYR:HB3	2.21	0.40
2:C:393:LEU:O	2:C:397:GLN:CB	2.69	0.40
2:C:411:ILE:HG23	2:C:411:ILE:O	2.20	0.40
1:D:174:GLY:HA2	1:D:220:TRP:N	2.36	0.40
1:D:189:ILE:HG21	1:D:258:GLN:CB	2.45	0.40
1:D:198:ASP:CB	1:D:400:VAL:CG1	2.87	0.40
1:D:408:GLN:HA	1:D:411:LEU:CD1	2.46	0.40
1:D:441:TRP:CG	1:D:878:VAL:O	2.74	0.40
1:D:453:GLU:C	1:D:457:ARG:HG2	2.40	0.40
1:D:455:LEU:HD11	1:D:797:MET:SD	2.61	0.40
1:D:585:TRP:HE3	1:D:585:TRP:N	2.18	0.40
1:D:849:THR:HG22	1:D:850:ILE:HG12	2.03	0.40
1:D:900:ALA:HB1	1:D:915:ALA:CA	2.51	0.40
1:D:1066:THR:C	1:D:1073:PRO:HD3	2.41	0.40
2:E:123:GLU:O	2:E:125:VAL:N	2.54	0.40
2:E:259:ARG:HE	2:E:301:GLU:CD	2.23	0.40
2:E:319:VAL:HG23	2:E:332:VAL:HG21	2.03	0.40
2:E:380:PRO:O	2:E:382:LYS:N	2.54	0.40
2:F:69:LEU:HD21	2:F:351:TYR:HA	2.03	0.40
2:F:146:ARG:NE	2:F:228:VAL:HG11	2.36	0.40
2:F:187:HIS:O	2:F:188:GLY:C	2.59	0.40

Continued on next page...

Continued from previous page...

Atom-1	Atom-2	Interatomic distance (Å)	Clash overlap (Å)
2:F:239:LEU:O	2:F:336:LEU:CD2	2.46	0.40
2:F:252:LEU:HD12	2:F:305:ASN:HB2	2.01	0.40
2:F:347:LEU:HD13	2:F:347:LEU:H	1.86	0.40
2:F:418:LEU:O	2:F:418:LEU:HD12	2.21	0.40
2:F:419:GLU:CG	2:F:432:TYR:OH	2.68	0.40
2:F:455:LEU:HG	2:F:456:ARG:NH2	2.36	0.40
1:A:78:MET:SD	1:A:123:VAL:HG11	2.61	0.40
1:A:79:LEU:HB2	1:A:89:GLY:CA	2.50	0.40
1:A:191:GLU:O	1:A:193:ARG:NH1	2.54	0.40
1:A:260:ASP:CA	1:A:264:GLN:NE2	2.84	0.40
1:A:260:ASP:OD1	1:A:260:ASP:O	2.39	0.40
1:A:313:ILE:CD1	1:A:314:ALA:N	2.85	0.40
1:A:423:THR:HB	1:A:424:LEU:HD23	2.03	0.40
1:A:486:TRP:HA	1:A:489:GLU:OE2	2.21	0.40
1:A:610:PHE:CB	1:A:611:PRO:HD3	2.51	0.40
1:A:633:LYS:O	1:A:634:LEU:CD1	2.70	0.40
1:A:812:MET:CG	1:A:813:VAL:N	2.84	0.40
1:A:813:VAL:HB	1:A:840:ILE:CG1	2.43	0.40
1:A:995:TYR:HB2	1:A:1004:LEU:HD11	2.02	0.40
1:A:1163:MET:O	1:A:1164:PHE:C	2.59	0.40
1:A:1177:VAL:O	1:A:1178:ALA:C	2.59	0.40
2:B:261:GLN:O	2:B:265:LYS:HA	2.21	0.40
2:B:481:SER:O	2:B:484:ASN:HB2	2.21	0.40
2:C:69:LEU:HD21	2:C:351:TYR:HA	2.03	0.40
2:C:254:PHE:N	2:C:257:ARG:HH21	2.19	0.40
2:C:299:LEU:O	2:C:300:ILE:C	2.59	0.40
2:C:343:ASP:HB2	2:C:347:LEU:HD11	2.02	0.40
2:C:389:ARG:O	2:C:392:THR:HA	2.21	0.40
2:C:437:ILE:HG13	2:C:437:ILE:O	2.21	0.40
1:D:223:TRP:C	1:D:227:ARG:HD2	2.41	0.40
1:D:308:GLN:HE21	1:D:1091:GLU:N	2.18	0.40
1:D:369:LEU:HD22	1:D:372:GLU:HG3	2.03	0.40
1:D:453:GLU:C	1:D:457:ARG:CG	2.89	0.40
1:D:483:PRO:HA	1:D:486:TRP:CD1	2.55	0.40
1:D:602:LEU:O	1:D:604:ALA:N	2.54	0.40
1:D:605:LEU:HA	1:D:782:GLY:H	1.86	0.40
1:D:620:TRP:HE1	1:D:751:LYS:HB2	1.84	0.40
1:D:894:GLN:HE22	1:D:1180:PHE:HE2	1.69	0.40
1:D:1025:LEU:HD22	1:D:1091:GLU:OE2	2.21	0.40
1:D:1068:ASP:O	1:D:1071:ARG:HG2	2.21	0.40
2:E:115:TRP:O	2:E:115:TRP:CD1	2.75	0.40

Continued on next page...

Continued from previous page...

Atom-1	Atom-2	Interatomic distance (Å)	Clash overlap (Å)
2:E:116:THR:O	2:E:120:VAL:N	2.47	0.40
2:E:126:PHE:CE2	2:F:414:TRP:CZ3	3.09	0.40
2:E:375:HIS:CG	2:E:376:PRO:CA	3.04	0.40
2:E:380:PRO:O	2:E:382:LYS:CA	2.68	0.40
2:E:386:ASP:O	2:E:387:VAL:CG1	2.70	0.40
2:E:445:GLU:O	2:E:446:THR:C	2.58	0.40
2:E:453:ILE:O	2:E:465:MET:HA	2.21	0.40
2:F:106:LEU:HG	2:F:346:MET:CG	2.51	0.40
2:F:298:GLU:CG	2:F:344:ARG:NH2	2.84	0.40
2:F:384:ALA:HB3	2:F:440:THR:HG22	2.04	0.40
2:F:400:GLN:NE2	2:F:400:GLN:C	2.75	0.40
2:F:403:PHE:CD2	2:F:404:ASN:N	2.89	0.40
2:F:406:LEU:HD13	2:F:406:LEU:N	2.36	0.40
2:F:422:GLN:O	2:F:423:SER:OG	2.24	0.40
2:F:441:VAL:HB	2:F:454:HIS:O	2.21	0.40
2:F:455:LEU:CA	2:F:456:ARG:NE	2.73	0.40
1:A:174:GLY:CA	1:A:220:TRP:HB2	2.50	0.40
1:A:258:GLN:O	1:A:259:ARG:NH2	2.54	0.40
1:A:261:TRP:CE3	1:A:261:TRP:CA	3.00	0.40
1:A:273:PHE:CA	1:A:276:ALA:H	2.33	0.40
1:A:352:SER:C	1:A:358:LEU:CD2	2.88	0.40
1:A:755:LYS:CD	1:A:964:ARG:NH1	2.67	0.40
1:A:822:PRO:O	1:A:825:VAL:HB	2.22	0.40
1:A:851:THR:O	1:A:852:ARG:CB	2.69	0.40
1:A:1170:LEU:N	1:A:1170:LEU:HD12	2.37	0.40
2:B:69:LEU:CA	2:B:72:ILE:HG12	2.52	0.40
2:B:77:HIS:CB	2:C:195:ASN:OD1	2.67	0.40
2:B:192:HIS:O	2:B:193:TYR:C	2.58	0.40
2:B:204:LEU:CD1	2:B:324:GLY:HA3	2.51	0.40
2:C:64:GLU:CG	2:C:65:GLY:N	2.84	0.40
2:C:99:PHE:CD2	2:C:99:PHE:N	2.89	0.40
2:C:190:LEU:O	2:C:191:GLU:C	2.58	0.40
2:C:197:LEU:HD11	2:C:322:LEU:CD1	2.51	0.40
2:C:200:VAL:O	2:C:201:ASN:CB	2.69	0.40
2:C:403:PHE:N	2:C:406:LEU:HD22	2.36	0.40
2:C:406:LEU:HD11	2:C:472:LYS:HZ2	1.85	0.40
2:C:422:GLN:O	2:C:423:SER:OG	2.22	0.40
2:C:464:GLU:OE2	2:C:464:GLU:O	2.39	0.40
1:D:175:TRP:HA	1:D:185:VAL:CG2	2.48	0.40
1:D:193:ARG:HD2	1:D:263:GLU:OE2	2.21	0.40
1:D:238:GLN:OE1	1:D:238:GLN:HA	2.19	0.40

Continued on next page...

Continued from previous page...

Atom-1	Atom-2	Interatomic distance (Å)	Clash overlap (Å)
1:D:266:VAL:HA	1:D:289:MET:CE	2.52	0.40
1:D:350:ILE:CA	1:D:352:SER:H	2.33	0.40
1:D:484:TRP:NE1	1:D:488:LEU:CG	2.84	0.40
1:D:597:ARG:CB	1:D:616:GLU:CD	2.89	0.40
1:D:734:HIS:HA	1:D:752:LEU:HD11	2.03	0.40
1:D:851:THR:HG21	1:D:1102:GLN:CG	2.51	0.40
1:D:1066:THR:O	1:D:1066:THR:CG2	2.69	0.40
1:D:1163:MET:HE2	1:D:1167:LYS:CG	2.51	0.40
1:D:1224:ILE:HG12	1:D:1228:LYS:HA	2.03	0.40
2:E:370:LYS:O	2:E:433:ASP:C	2.60	0.40
2:F:180:LYS:HE3	2:F:180:LYS:O	2.17	0.40
2:F:315:TYR:CD2	2:F:315:TYR:N	2.89	0.40
2:F:350:LEU:CD1	2:F:351:TYR:N	2.85	0.40
2:F:431:LYS:HD3	2:F:432:TYR:N	2.36	0.40
2:F:473:ASP:O	2:F:476:ILE:CD1	2.69	0.40
1:A:83:LEU:O	1:A:87:ILE:O	2.40	0.40
1:A:174:GLY:HA2	1:A:220:TRP:CB	2.51	0.40
1:A:175:TRP:CB	1:A:184:ALA:C	2.86	0.40
1:A:422:VAL:HG11	1:A:1111:LEU:HD11	2.03	0.40
1:A:659:HIS:HD1	1:A:663:GLN:CG	2.35	0.40
1:A:761:ASN:OD1	1:A:761:ASN:N	2.54	0.40
1:A:851:THR:HG21	1:A:853:ARG:HB2	2.00	0.40
1:A:905:ALA:HA	1:A:910:MET:HA	2.02	0.40
1:A:905:ALA:HB1	1:A:1169:GLY:HA2	2.03	0.40
2:B:87:SER:C	2:B:89:ASP:N	2.73	0.40
2:B:256:LEU:O	2:B:257:ARG:C	2.60	0.40
2:B:265:LYS:O	2:B:266:PHE:CB	2.69	0.40
2:B:420:THR:O	2:B:420:THR:OG1	2.32	0.40
2:B:456:ARG:HB3	2:B:457:SER:H	1.70	0.40
2:C:82:SER:C	2:C:86:LEU:CD1	2.89	0.40
2:C:240:VAL:O	2:C:336:LEU:HD13	2.21	0.40
2:C:335:VAL:O	2:C:335:VAL:HG13	2.20	0.40
2:C:385:LEU:HD21	2:C:402:LEU:CD2	2.39	0.40
2:C:399:CYS:C	2:C:401:GLY:N	2.69	0.40
2:C:476:ILE:HD13	2:C:477:LYS:CG	2.50	0.40
1:D:148:LEU:HA	1:D:148:LEU:HD23	1.88	0.40
1:D:307:PHE:CA	1:D:310:SER:OG	2.67	0.40
1:D:421:PRO:CG	1:D:422:VAL:H	2.32	0.40
1:D:458:GLU:C	1:D:460:LYS:CE	2.90	0.40
1:D:484:TRP:CE2	1:D:488:LEU:HD11	2.56	0.40
1:D:513:LEU:H	1:D:570:PRO:HD3	1.85	0.40

Continued on next page...

Continued from previous page...

Atom-1	Atom-2	Interatomic distance (Å)	Clash overlap (Å)
1:D:603:MET:HB3	1:D:605:LEU:HD23	2.00	0.40
1:D:606:THR:CG2	1:D:611:PRO:O	2.69	0.40
1:D:614:TYR:CE2	1:D:620:TRP:CD2	3.08	0.40
1:D:630:ASN:ND2	1:D:632:ALA:N	2.69	0.40
1:D:788:GLY:C	1:D:792:LEU:HD13	2.42	0.40
1:D:950:ASN:O	1:D:951:TYR:C	2.58	0.40
1:D:1071:ARG:C	1:D:1073:PRO:HD2	2.42	0.40
2:E:370:LYS:HB3	2:E:370:LYS:HE3	1.65	0.40
2:F:76:ARG:CZ	2:F:434:GLU:CD	2.89	0.40
2:F:111:ALA:O	2:F:115:TRP:CB	2.70	0.40
2:F:180:LYS:HE3	2:F:180:LYS:CA	2.47	0.40
2:F:254:PHE:HA	2:F:257:ARG:HD3	2.03	0.40
2:F:341:ASP:OD1	2:F:342:LEU:C	2.60	0.40
1:A:181:GLU:C	1:A:181:GLU:CD	2.80	0.40
1:A:203:LEU:HD11	1:A:379:LYS:C	2.34	0.40
1:A:206:GLY:C	1:A:208:CYS:H	2.24	0.40
1:A:244:LEU:HD23	1:A:244:LEU:HA	1.81	0.40
1:A:526:ASP:CG	1:A:527:GLN:N	2.74	0.40
1:A:606:THR:O	1:A:607:TRP:CD1	2.75	0.40
1:A:612:LEU:CD2	1:A:614:TYR:N	2.83	0.40
1:A:617:ARG:O	1:A:762:VAL:CG2	2.60	0.40
1:A:659:HIS:CD2	1:A:716:PRO:O	2.75	0.40
1:A:903:GLY:N	1:A:1002:GLU:HB3	2.32	0.40
1:A:1111:LEU:HB3	1:A:1160:THR:HG23	2.03	0.40
2:B:185:LEU:HB3	2:B:214:CYS:SG	2.61	0.40
2:B:306:LEU:O	2:B:307:GLY:C	2.58	0.40
2:B:375:HIS:ND1	2:B:378:LEU:HD13	2.37	0.40
2:B:393:LEU:O	2:B:396:ARG:HB3	2.21	0.40
2:C:368:HIS:O	2:C:368:HIS:CG	2.75	0.40
2:C:368:HIS:O	2:C:368:HIS:ND1	2.55	0.40
2:C:470:LYS:N	2:C:471:LEU:HD12	2.36	0.40
1:D:197:PHE:CZ	1:D:219:ALA:CB	3.04	0.40
1:D:282:TYR:HE2	1:D:432:VAL:CB	2.34	0.40
1:D:371:LYS:CD	1:D:392:LEU:CD2	2.98	0.40
1:D:536:GLU:H	1:D:536:GLU:HG2	1.78	0.40
1:D:584:ALA:HB1	1:D:585:TRP:CZ3	2.57	0.40
1:D:624:VAL:HB	1:D:747:CYS:SG	2.62	0.40
1:D:780:GLN:OE1	1:D:781:ALA:N	2.49	0.40
1:D:848:GLY:O	1:D:855:VAL:HG22	2.21	0.40
1:D:851:THR:C	1:D:853:ARG:H	2.23	0.40
1:D:910:MET:C	1:D:910:MET:SD	3.00	0.40

Continued on next page...

Continued from previous page...

Atom-1	Atom-2	Interatomic distance (Å)	Clash overlap (Å)
1:D:933:SER:O	1:D:935:THR:N	2.54	0.40
1:D:1067:SER:CA	1:D:1071:ARG:CA	2.82	0.40
1:D:1200:PRO:O	1:D:1201:SER:C	2.59	0.40
2:E:78:PHE:CE1	2:E:350:LEU:CD1	3.04	0.40
2:E:280:ASP:N	2:E:304:TRP:CH2	2.90	0.40
2:E:403:PHE:HA	2:E:413:VAL:HG11	2.04	0.40
2:E:428:LEU:C	2:E:431:LYS:H	2.25	0.40
2:E:474:PHE:O	2:E:475:LEU:C	2.60	0.40
2:F:381:ILE:CB	2:F:437:ILE:HG22	2.52	0.40
2:F:406:LEU:HD13	2:F:406:LEU:H	1.87	0.40

All (10) symmetry-related close contacts are listed below. The label for Atom-2 includes the symmetry operator and encoded unit-cell translations to be applied.

Atom-1	Atom-2	Interatomic distance (Å)	Clash overlap (Å)
1:A:673:ALA:O	2:F:318:ASN:O[2_734]	1.91	0.29
1:A:673:ALA:C	2:F:318:ASN:O[2_734]	1.98	0.22
1:A:1034:ARG:NE	2:F:450:ASN:ND2[1_545]	2.04	0.16
1:A:994:TRP:NE1	1:D:522:GLY:N[1_545]	2.06	0.14
1:D:1232:GLU:OE2	2:F:223:GLN:OE1[2_844]	2.11	0.09
2:C:450:ASN:ND2	1:D:1034:ARG:NH2[1_445]	2.12	0.08
1:A:518:ALA:O	1:D:993:ARG:O[1_445]	2.13	0.07
1:A:727:ASP:OD1	1:D:133:ASP:O[1_445]	2.16	0.04
1:A:133:ASP:OD1	1:D:727:ASP:OD2[1_545]	2.19	0.01
1:A:993:ARG:NH2	1:D:520:ALA:O[1_545]	2.19	0.01

5.3 Torsion angles [\(i\)](#)

5.3.1 Protein backbone [\(i\)](#)

In the following table, the Percentiles column shows the percent Ramachandran outliers of the chain as a percentile score with respect to all X-ray entries followed by that with respect to entries of similar resolution.

The Analysed column shows the number of residues for which the backbone conformation was analysed, and the total number of residues.

Mol	Chain	Analysed	Favoured	Allowed	Outliers	Percentiles
1	A	1085/1172 (93%)	629 (58%)	254 (23%)	202 (19%)	0 0

Continued on next page...

Continued from previous page...

Mol	Chain	Analysed	Favoured	Allowed	Outliers	Percentiles	
1	D	1086/1172 (93%)	645 (59%)	234 (22%)	207 (19%)	0	0
2	B	349/427 (82%)	205 (59%)	94 (27%)	50 (14%)	0	1
2	C	394/427 (92%)	254 (64%)	84 (21%)	56 (14%)	0	1
2	E	349/427 (82%)	219 (63%)	79 (23%)	51 (15%)	0	1
2	F	394/427 (92%)	251 (64%)	93 (24%)	50 (13%)	0	1
All	All	3657/4052 (90%)	2203 (60%)	838 (23%)	616 (17%)	0	0

All (616) Ramachandran outliers are listed below:

Mol	Chain	Res	Type
1	A	72	ASN
1	A	76	ILE
1	A	96	GLY
1	A	163	PRO
1	A	169	TRP
1	A	170	ALA
1	A	176	THR
1	A	184	ALA
1	A	185	VAL
1	A	189	ILE
1	A	205	GLU
1	A	211	LEU
1	A	216	SER
1	A	217	PRO
1	A	231	GLU
1	A	232	ARG
1	A	234	SER
1	A	240	SER
1	A	253	ALA
1	A	255	SER
1	A	271	VAL
1	A	273	PHE
1	A	287	SER
1	A	348	LEU
1	A	353	VAL
1	A	354	ASN
1	A	355	SER
1	A	369	PRO
1	A	372	GLU
1	A	378	VAL

Continued on next page...

Continued from previous page...

Mol	Chain	Res	Type
1	A	419	PRO
1	A	436	PRO
1	A	437	VAL
1	A	463	LEU
1	A	482	ASP
1	A	499	LYS
1	A	500	ALA
1	A	503	VAL
1	A	527	GLN
1	A	540	GLN
1	A	559	LEU
1	A	573	TYR
1	A	583	PRO
1	A	588	GLY
1	A	589	PRO
1	A	598	VAL
1	A	610	PHE
1	A	611	PRO
1	A	612	LEU
1	A	614	TYR
1	A	626	GLY
1	A	628	ARG
1	A	634	LEU
1	A	635	PRO
1	A	712	VAL
1	A	727	ASP
1	A	728	THR
1	A	731	SER
1	A	738	PRO
1	A	744	ILE
1	A	758	ASN
1	A	768	LYS
1	A	869	ARG
1	A	880	ALA
1	A	900	ALA
1	A	915	ALA
1	A	920	THR
1	A	927	ARG
1	A	939	VAL
1	A	959	GLN
1	A	1020	ILE
1	A	1032	THR

Continued on next page...

Continued from previous page...

Mol	Chain	Res	Type
1	A	1034	ARG
1	A	1059	ASN
1	A	1069	ILE
1	A	1070	PRO
1	A	1125	ILE
1	A	1131	ILE
1	A	1170	LEU
1	A	1171	ASN
1	A	1192	GLU
1	A	1193	VAL
1	A	1200	PRO
1	A	1206	MET
1	A	1208	ARG
1	A	1213	PRO
1	A	1214	GLN
1	A	1219	ASP
1	A	1236	GLN
2	B	77	HIS
2	B	79	LEU
2	B	101	PRO
2	B	123	GLU
2	B	205	PRO
2	B	216	HIS
2	B	217	PRO
2	B	246	ARG
2	B	258	HIS
2	B	262	TRP
2	B	280	ASP
2	B	281	GLU
2	B	284	ARG
2	B	285	LYS
2	B	323	HIS
2	B	376	PRO
2	B	391	PRO
2	B	437	ILE
2	C	83	LYS
2	C	122	ARG
2	C	134	LYS
2	C	145	PHE
2	C	178	SER
2	C	204	LEU
2	C	205	PRO

Continued on next page...

Continued from previous page...

Mol	Chain	Res	Type
2	C	223	GLN
2	C	257	ARG
2	C	319	VAL
2	C	342	LEU
2	C	352	ASP
2	C	353	SER
2	C	356	LEU
2	C	398	VAL
2	C	415	PRO
2	C	438	LEU
2	C	449	GLU
2	C	452	LEU
2	C	456	ARG
2	C	460	THR
1	D	73	PRO
1	D	81	ARG
1	D	116	PRO
1	D	163	PRO
1	D	167	PRO
1	D	168	ALA
1	D	171	TRP
1	D	173	GLU
1	D	193	ARG
1	D	205	GLU
1	D	211	LEU
1	D	212	ALA
1	D	213	VAL
1	D	219	ALA
1	D	221	TYR
1	D	234	SER
1	D	248	GLU
1	D	249	VAL
1	D	255	SER
1	D	303	GLY
1	D	350	ILE
1	D	364	VAL
1	D	368	PRO
1	D	372	GLU
1	D	378	VAL
1	D	419	PRO
1	D	433	SER
1	D	482	ASP

Continued on next page...

Continued from previous page...

Mol	Chain	Res	Type
1	D	492	LEU
1	D	504	LYS
1	D	511	SER
1	D	517	GLY
1	D	521	PRO
1	D	523	ASP
1	D	530	LEU
1	D	540	GLN
1	D	559	LEU
1	D	577	CYS
1	D	589	PRO
1	D	597	ARG
1	D	598	VAL
1	D	599	THR
1	D	610	PHE
1	D	611	PRO
1	D	612	LEU
1	D	614	TYR
1	D	628	ARG
1	D	643	ALA
1	D	646	VAL
1	D	647	CYS
1	D	710	ALA
1	D	712	VAL
1	D	713	PRO
1	D	727	ASP
1	D	728	THR
1	D	735	GLY
1	D	736	ASN
1	D	742	VAL
1	D	744	ILE
1	D	753	PRO
1	D	762	VAL
1	D	776	ASP
1	D	781	ALA
1	D	783	PRO
1	D	787	SER
1	D	829	PRO
1	D	869	ARG
1	D	890	ASP
1	D	891	VAL
1	D	913	CYS

Continued on next page...

Continued from previous page...

Mol	Chain	Res	Type
1	D	925	LYS
1	D	939	VAL
1	D	956	GLY
1	D	959	GLN
1	D	974	THR
1	D	992	LEU
1	D	1027	LYS
1	D	1069	ILE
1	D	1073	PRO
1	D	1174	PRO
1	D	1176	SER
1	D	1180	PHE
1	D	1203	PRO
1	D	1232	GLU
1	D	1236	GLN
2	E	70	LEU
2	E	87	SER
2	E	239	LEU
2	E	248	SER
2	E	281	GLU
2	E	294	PRO
2	E	309	HIS
2	E	314	MET
2	E	316	PRO
2	E	319	VAL
2	E	323	HIS
2	E	330	ASN
2	E	331	VAL
2	E	375	HIS
2	E	376	PRO
2	E	384	ALA
2	E	385	LEU
2	E	420	THR
2	E	432	TYR
2	E	449	GLU
2	F	83	LYS
2	F	87	SER
2	F	134	LYS
2	F	139	LEU
2	F	145	PHE
2	F	178	SER
2	F	223	GLN

Continued on next page...

Continued from previous page...

Mol	Chain	Res	Type
2	F	319	VAL
2	F	341	ASP
2	F	352	ASP
2	F	356	LEU
2	F	360	SER
2	F	365	LYS
2	F	389	ARG
2	F	415	PRO
2	F	453	ILE
2	F	456	ARG
2	F	460	THR
1	A	73	PRO
1	A	84	HIS
1	A	132	GLY
1	A	171	TRP
1	A	238	GLN
1	A	262	GLN
1	A	283	LEU
1	A	292	LEU
1	A	371	LYS
1	A	383	LYS
1	A	470	ALA
1	A	507	PRO
1	A	508	ALA
1	A	517	GLY
1	A	561	LYS
1	A	576	LEU
1	A	596	MET
1	A	607	TRP
1	A	613	HIS
1	A	617	ARG
1	A	639	THR
1	A	659	HIS
1	A	719	LEU
1	A	735	GLY
1	A	762	VAL
1	A	813	VAL
1	A	864	ASN
1	A	923	GLY
1	A	940	GLY
1	A	1018	GLY
1	A	1021	SER

Continued on next page...

Continued from previous page...

Mol	Chain	Res	Type
1	A	1052	GLY
1	A	1094	THR
1	A	1122	GLU
1	A	1145	ASP
1	A	1228	LYS
1	A	1232	GLU
2	B	88	ARG
2	B	117	SER
2	B	179	GLY
2	B	265	LYS
2	B	282	GLU
2	B	309	HIS
2	B	312	LEU
2	B	343	ASP
2	B	353	SER
2	B	354	PHE
2	B	377	CYS
2	B	410	GLY
2	B	436	SER
2	B	441	VAL
2	B	469	SER
2	C	88	ARG
2	C	248	SER
2	C	300	ILE
2	C	321	LYS
2	C	328	ARG
2	C	340	GLY
2	C	351	TYR
2	C	445	GLU
2	C	451	GLY
2	C	453	ILE
2	C	458	ARG
1	D	78	MET
1	D	130	LEU
1	D	174	GLY
1	D	218	SER
1	D	220	TRP
1	D	223	TRP
1	D	292	LEU
1	D	371	LYS
1	D	392	LEU
1	D	421	PRO

Continued on next page...

Continued from previous page...

Mol	Chain	Res	Type
1	D	469	ASP
1	D	510	ALA
1	D	519	GLY
1	D	525	MET
1	D	529	ASP
1	D	588	GLY
1	D	609	GLY
1	D	624	VAL
1	D	656	TYR
1	D	758	ASN
1	D	802	ARG
1	D	810	SER
1	D	855	VAL
1	D	868	ASP
1	D	877	MET
1	D	880	ALA
1	D	920	THR
1	D	940	GLY
1	D	1000	GLU
1	D	1021	SER
1	D	1025	LEU
1	D	1034	ARG
1	D	1042	GLU
1	D	1062	GLU
1	D	1066	THR
1	D	1068	ASP
1	D	1171	ASN
1	D	1172	ASP
1	D	1193	VAL
1	D	1220	ILE
1	D	1238	GLY
2	E	82	SER
2	E	85	GLN
2	E	94	GLY
2	E	116	THR
2	E	117	SER
2	E	231	ILE
2	E	264	ARG
2	E	298	GLU
2	E	311	LEU
2	E	401	GLY
2	E	405	GLU

Continued on next page...

Continued from previous page...

Mol	Chain	Res	Type
2	E	408	GLU
2	E	469	SER
2	F	122	ARG
2	F	125	VAL
2	F	182	ARG
2	F	200	VAL
2	F	220	ASP
2	F	257	ARG
2	F	300	ILE
2	F	342	LEU
2	F	353	SER
2	F	438	LEU
2	F	455	LEU
1	A	123	VAL
1	A	233	TYR
1	A	239	LEU
1	A	393	MET
1	A	570	PRO
1	A	587	PRO
1	A	716	PRO
1	A	726	LYS
1	A	763	GLY
1	A	777	GLY
1	A	787	SER
1	A	805	HIS
1	A	922	GLN
1	A	990	LYS
1	A	1000	GLU
1	A	1037	GLN
1	A	1038	TRP
1	A	1042	GLU
1	A	1071	ARG
1	A	1095	SER
1	A	1195	MET
1	A	1212	ILE
2	B	75	ARG
2	B	199	LEU
2	B	247	THR
2	B	267	ALA
2	B	283	GLY
2	B	349	TYR
2	C	137	PRO

Continued on next page...

Continued from previous page...

Mol	Chain	Res	Type
2	C	220	ASP
2	C	368	HIS
2	C	423	SER
2	C	425	LEU
2	C	448	LEU
1	D	84	HIS
1	D	183	GLU
1	D	254	SER
1	D	278	ILE
1	D	306	SER
1	D	470	ALA
1	D	527	GLN
1	D	560	PRO
1	D	578	PRO
1	D	579	ARG
1	D	627	ARG
1	D	719	LEU
1	D	731	SER
1	D	811	GLN
1	D	876	ALA
1	D	1020	ILE
1	D	1026	ARG
1	D	1037	GLN
1	D	1040	LYS
1	D	1094	THR
1	D	1128	ARG
1	D	1162	CYS
1	D	1181	SER
1	D	1191	LYS
1	D	1196	ASP
2	E	203	ARG
2	E	328	ARG
2	E	382	LYS
2	F	137	PRO
2	F	328	ARG
2	F	403	PHE
2	F	436	SER
2	F	452	LEU
2	F	484	ASN
1	A	162	LEU
1	A	397	ALA
1	A	412	PRO

Continued on next page...

Continued from previous page...

Mol	Chain	Res	Type
1	A	501	LYS
1	A	577	CYS
1	A	633	LYS
1	A	722	ARG
1	A	742	VAL
1	A	802	ARG
1	A	817	PRO
1	A	868	ASP
1	A	973	LEU
1	A	1043	VAL
1	A	1068	ASP
1	A	1129	PHE
1	A	1167	LYS
1	A	1199	THR
2	B	214	CYS
2	C	140	PRO
2	C	182	ARG
2	C	189	ALA
2	C	200	VAL
2	C	226	ASN
2	C	270	PRO
2	C	299	LEU
2	C	392	THR
2	C	419	GLU
2	C	478	TYR
2	C	484	ASN
1	D	97	GLU
1	D	119	PRO
1	D	165	LYS
1	D	179	GLY
1	D	210	THR
1	D	259	ARG
1	D	271	VAL
1	D	287	SER
1	D	500	ALA
1	D	520	ALA
1	D	625	PRO
1	D	632	ALA
1	D	655	LEU
1	D	672	GLU
1	D	715	GLN
1	D	723	GLY

Continued on next page...

Continued from previous page...

Mol	Chain	Res	Type
1	D	730	PRO
1	D	922	GLN
1	D	995	TYR
1	D	1035	LYS
1	D	1108	TYR
1	D	1134	HIS
1	D	1192	GLU
2	E	77	HIS
2	E	88	ARG
2	E	121	PHE
2	E	215	PHE
2	E	240	VAL
2	E	285	LYS
2	E	292	ASN
2	F	77	HIS
2	F	140	PRO
2	F	217	PRO
2	F	248	SER
2	F	280	ASP
2	F	423	SER
2	F	451	GLY
2	F	478	TYR
1	A	71	HIS
1	A	248	GLU
1	A	380	GLY
1	A	421	PRO
1	A	462	SER
1	A	464	MET
1	A	506	GLU
1	A	568	GLY
1	A	625	PRO
1	A	646	VAL
1	A	660	CYS
1	A	717	LEU
1	A	830	ASP
1	A	908	ALA
1	A	910	MET
1	A	1062	GLU
1	A	1092	PHE
1	A	1182	ALA
2	B	201	ASN
2	B	316	PRO

Continued on next page...

Continued from previous page...

Mol	Chain	Res	Type
2	B	413	VAL
2	B	484	ASN
2	C	110	LEU
2	C	124	GLN
2	C	280	ASP
2	C	389	ARG
1	D	169	TRP
1	D	177	ARG
1	D	184	ALA
1	D	191	GLU
1	D	279	ARG
1	D	405	GLU
1	D	477	GLU
1	D	562	ARG
1	D	633	LYS
1	D	780	GLN
1	D	882	PRO
1	D	941	ILE
1	D	1118	TRP
1	D	1122	GLU
2	E	210	GLN
2	E	272	ASN
2	E	280	ASP
2	E	372	LEU
2	E	423	SER
2	F	121	PHE
2	F	130	ALA
2	F	138	LEU
2	F	351	TYR
1	A	857	PRO
1	A	1093	MET
1	A	1207	GLU
2	B	270	PRO
2	B	297	LYS
2	C	125	VAL
1	D	128	PRO
1	D	569	HIS
1	D	572	TRP
1	D	853	ARG
1	D	1103	SER
1	A	128	PRO
1	A	215	ILE

Continued on next page...

Continued from previous page...

Mol	Chain	Res	Type
1	A	645	VAL
1	D	166	PRO
1	D	411	LEU
1	D	881	PRO
1	D	1205	GLY
2	F	204	LEU
1	A	87	ILE
1	A	871	GLY
1	A	878	VAL
1	A	1010	LEU
1	A	1127	GLY
2	B	327	GLY
1	D	267	VAL
1	D	406	VAL
1	D	436	PRO
1	D	563	PRO
1	D	1155	ILE
1	D	1211	GLY
2	F	128	VAL
1	A	366	VAL
1	A	432	VAL
1	A	515	ILE
1	A	715	GLN
2	B	307	GLY
2	B	380	PRO
2	C	120	VAL
2	C	414	TRP
1	D	1137	VAL
2	F	414	TRP
1	A	560	PRO
1	A	621	GLY
1	A	855	VAL
2	B	213	VAL
1	D	435	LEU
1	D	817	PRO
2	E	135	PRO
2	E	179	GLY
2	E	200	VAL
1	D	648	PRO
1	A	753	PRO

5.3.2 Protein sidechains [i](#)

In the following table, the Percentiles column shows the percent sidechain outliers of the chain as a percentile score with respect to all X-ray entries followed by that with respect to entries of similar resolution.

The Analysed column shows the number of residues for which the sidechain conformation was analysed, and the total number of residues.

Mol	Chain	Analysed	Rotameric	Outliers	Percentiles	
1	A	918/988 (93%)	611 (67%)	307 (33%)	0	0
1	D	919/988 (93%)	584 (64%)	335 (36%)	0	0
2	B	317/380 (83%)	259 (82%)	58 (18%)	1	7
2	C	350/380 (92%)	260 (74%)	90 (26%)	0	1
2	E	317/380 (83%)	270 (85%)	47 (15%)	3	13
2	F	350/380 (92%)	245 (70%)	105 (30%)	0	1
All	All	3171/3496 (91%)	2229 (70%)	942 (30%)	0	1

All (942) residues with a non-rotameric sidechain are listed below:

Mol	Chain	Res	Type
1	A	70	ARG
1	A	78	MET
1	A	83	LEU
1	A	90	GLN
1	A	93	GLU
1	A	94	MET
1	A	97	GLU
1	A	101	ARG
1	A	102	ARG
1	A	107	LEU
1	A	109	LYS
1	A	120	LEU
1	A	125	LEU
1	A	128	PRO
1	A	131	TYR
1	A	135	LEU
1	A	138	HIS
1	A	141	LEU
1	A	146	GLN
1	A	156	LEU
1	A	157	LEU
1	A	161	GLN

Continued on next page...

Continued from previous page...

Mol	Chain	Res	Type
1	A	169	TRP
1	A	177	ARG
1	A	183	GLU
1	A	187	VAL
1	A	190	PRO
1	A	193	ARG
1	A	195	LEU
1	A	197	PHE
1	A	202	CYS
1	A	208	CYS
1	A	216	SER
1	A	217	PRO
1	A	220	TRP
1	A	223	TRP
1	A	224	CYS
1	A	226	GLN
1	A	227	ARG
1	A	228	LEU
1	A	235	TRP
1	A	236	THR
1	A	246	PRO
1	A	247	LEU
1	A	248	GLU
1	A	259	ARG
1	A	260	ASP
1	A	261	TRP
1	A	262	GLN
1	A	263	GLU
1	A	265	LEU
1	A	267	VAL
1	A	270	ASN
1	A	272	SER
1	A	275	ARG
1	A	279	ARG
1	A	288	ARG
1	A	293	ASP
1	A	294	THR
1	A	298	HIS
1	A	307	PHE
1	A	308	GLN
1	A	311	LEU
1	A	312	TRP

Continued on next page...

Continued from previous page...

Mol	Chain	Res	Type
1	A	346	ASP
1	A	350	ILE
1	A	351	SER
1	A	352	SER
1	A	354	ASN
1	A	356	ASN
1	A	358	LEU
1	A	361	VAL
1	A	364	LEU
1	A	365	TYR
1	A	369	PRO
1	A	372	GLU
1	A	374	ARG
1	A	376	LEU
1	A	377	PHE
1	A	379	LYS
1	A	384	ASP
1	A	386	ARG
1	A	388	ASN
1	A	389	PHE
1	A	393	MET
1	A	394	GLN
1	A	398	GLN
1	A	403	THR
1	A	406	VAL
1	A	415	LEU
1	A	416	GLU
1	A	417	ARG
1	A	424	LEU
1	A	429	GLU
1	A	430	MET
1	A	436	PRO
1	A	441	TRP
1	A	442	GLU
1	A	445	LEU
1	A	451	THR
1	A	453	GLU
1	A	457	ARG
1	A	460	LYS
1	A	463	LEU
1	A	465	ASP
1	A	466	LEU

Continued on next page...

Continued from previous page...

Mol	Chain	Res	Type
1	A	473	LEU
1	A	474	LEU
1	A	477	GLU
1	A	481	GLU
1	A	482	ASP
1	A	484	TRP
1	A	485	LEU
1	A	487	ASP
1	A	490	TRP
1	A	491	ASP
1	A	496	LYS
1	A	498	LYS
1	A	502	LYS
1	A	512	LYS
1	A	524	PRO
1	A	526	ASP
1	A	527	GLN
1	A	528	GLU
1	A	535	GLU
1	A	536	GLU
1	A	549	LEU
1	A	557	GLU
1	A	558	LEU
1	A	559	LEU
1	A	560	PRO
1	A	561	LYS
1	A	564	GLN
1	A	567	PRO
1	A	569	HIS
1	A	572	TRP
1	A	576	LEU
1	A	577	CYS
1	A	579	ARG
1	A	583	PRO
1	A	585	TRP
1	A	586	THR
1	A	587	PRO
1	A	591	LEU
1	A	592	LEU
1	A	594	LEU
1	A	595	GLN
1	A	596	MET

Continued on next page...

Continued from previous page...

Mol	Chain	Res	Type
1	A	597	ARG
1	A	601	LYS
1	A	607	TRP
1	A	608	ASP
1	A	610	PHE
1	A	611	PRO
1	A	612	LEU
1	A	618	HIS
1	A	620	TRP
1	A	624	VAL
1	A	627	ARG
1	A	628	ARG
1	A	630	ASN
1	A	631	LEU
1	A	633	LYS
1	A	636	THR
1	A	639	THR
1	A	640	LEU
1	A	655	LEU
1	A	659	HIS
1	A	660	CYS
1	A	661	LEU
1	A	662	GLU
1	A	666	GLN
1	A	668	LEU
1	A	672	GLU
1	A	712	VAL
1	A	719	LEU
1	A	727	ASP
1	A	733	HIS
1	A	734	HIS
1	A	736	ASN
1	A	738	PRO
1	A	741	ASP
1	A	744	ILE
1	A	748	TRP
1	A	752	LEU
1	A	754	HIS
1	A	755	LYS
1	A	756	ASP
1	A	758	ASN
1	A	760	CYS

Continued on next page...

Continued from previous page...

Mol	Chain	Res	Type
1	A	771	LEU
1	A	776	ASP
1	A	778	THR
1	A	779	LEU
1	A	792	LEU
1	A	795	ASN
1	A	798	ILE
1	A	803	ASN
1	A	805	HIS
1	A	810	SER
1	A	812	MET
1	A	813	VAL
1	A	817	PRO
1	A	823	ARG
1	A	826	ILE
1	A	827	ARG
1	A	831	TYR
1	A	833	GLU
1	A	840	ILE
1	A	850	ILE
1	A	851	THR
1	A	853	ARG
1	A	858	THR
1	A	864	ASN
1	A	866	ARG
1	A	877	MET
1	A	879	GLN
1	A	884	TYR
1	A	885	THR
1	A	886	LEU
1	A	891	VAL
1	A	892	ASP
1	A	894	GLN
1	A	898	ILE
1	A	904	ASP
1	A	906	HIS
1	A	910	MET
1	A	911	HIS
1	A	913	CYS
1	A	916	PHE
1	A	919	MET
1	A	921	LEU

Continued on next page...

Continued from previous page...

Mol	Chain	Res	Type
1	A	922	GLN
1	A	927	ARG
1	A	930	ASP
1	A	931	LEU
1	A	933	SER
1	A	941	ILE
1	A	948	ILE
1	A	949	PHE
1	A	954	ILE
1	A	961	PHE
1	A	966	LEU
1	A	989	THR
1	A	992	LEU
1	A	997	LEU
1	A	1003	TRP
1	A	1006	ARG
1	A	1008	LEU
1	A	1011	PRO
1	A	1014	ARG
1	A	1015	THR
1	A	1016	GLU
1	A	1028	VAL
1	A	1029	GLN
1	A	1031	GLU
1	A	1041	TRP
1	A	1044	VAL
1	A	1047	ARG
1	A	1056	GLU
1	A	1066	THR
1	A	1069	ILE
1	A	1102	GLN
1	A	1109	LEU
1	A	1112	MET
1	A	1113	LEU
1	A	1116	MET
1	A	1125	ILE
1	A	1126	ASP
1	A	1130	CYS
1	A	1133	ILE
1	A	1138	ARG
1	A	1140	LEU
1	A	1145	ASP

Continued on next page...

Continued from previous page...

Mol	Chain	Res	Type
1	A	1148	ARG
1	A	1153	LEU
1	A	1154	GLN
1	A	1156	THR
1	A	1160	THR
1	A	1166	TYR
1	A	1170	LEU
1	A	1171	ASN
1	A	1172	ASP
1	A	1177	VAL
1	A	1180	PHE
1	A	1191	LYS
1	A	1193	VAL
1	A	1197	CYS
1	A	1198	LYS
1	A	1202	ASN
1	A	1206	MET
1	A	1209	ARG
1	A	1210	TYR
1	A	1213	PRO
1	A	1214	GLN
1	A	1218	LEU
1	A	1219	ASP
1	A	1220	ILE
1	A	1223	ILE
1	A	1224	ILE
1	A	1225	GLU
1	A	1226	LEU
1	A	1227	THR
1	A	1231	LEU
1	A	1233	LYS
1	A	1236	GLN
1	A	1237	PRO
2	B	74	GLN
2	B	77	HIS
2	B	78	PHE
2	B	83	LYS
2	B	84	GLN
2	B	86	LEU
2	B	89	ASP
2	B	96	HIS
2	B	101	PRO

Continued on next page...

Continued from previous page...

Mol	Chain	Res	Type
2	B	105	GLU
2	B	109	ASN
2	B	122	ARG
2	B	123	GLU
2	B	184	ASN
2	B	203	ARG
2	B	205	PRO
2	B	208	LEU
2	B	210	GLN
2	B	230	SER
2	B	231	ILE
2	B	234	LYS
2	B	236	GLU
2	B	242	PHE
2	B	246	ARG
2	B	251	TRP
2	B	254	PHE
2	B	260	LEU
2	B	262	TRP
2	B	264	ARG
2	B	272	ASN
2	B	281	GLU
2	B	284	ARG
2	B	298	GLU
2	B	304	TRP
2	B	309	HIS
2	B	311	LEU
2	B	312	LEU
2	B	313	HIS
2	B	316	PRO
2	B	318	ASN
2	B	325	ARG
2	B	331	VAL
2	B	344	ARG
2	B	346	MET
2	B	347	LEU
2	B	349	TYR
2	B	351	TYR
2	B	352	ASP
2	B	377	CYS
2	B	380	PRO
2	B	414	TRP

Continued on next page...

Continued from previous page...

Mol	Chain	Res	Type
2	B	417	TYR
2	B	429	TYR
2	B	431	LYS
2	B	441	VAL
2	B	453	ILE
2	B	454	HIS
2	B	472	LYS
2	C	88	ARG
2	C	89	ASP
2	C	91	LEU
2	C	92	LEU
2	C	99	PHE
2	C	116	THR
2	C	117	SER
2	C	118	VAL
2	C	120	VAL
2	C	124	GLN
2	C	125	VAL
2	C	128	VAL
2	C	131	LEU
2	C	132	HIS
2	C	133	HIS
2	C	180	LYS
2	C	186	LEU
2	C	193	TYR
2	C	197	LEU
2	C	198	ASP
2	C	199	LEU
2	C	205	PRO
2	C	206	TYR
2	C	208	LEU
2	C	210	GLN
2	C	214	CYS
2	C	215	PHE
2	C	224	ILE
2	C	226	ASN
2	C	230	SER
2	C	236	GLU
2	C	244	PRO
2	C	245	PRO
2	C	246	ARG
2	C	247	THR

Continued on next page...

Continued from previous page...

Mol	Chain	Res	Type
2	C	251	TRP
2	C	254	PHE
2	C	256	LEU
2	C	280	ASP
2	C	285	LYS
2	C	298	GLU
2	C	299	LEU
2	C	308	ASP
2	C	309	HIS
2	C	310	GLU
2	C	312	LEU
2	C	320	SER
2	C	321	LYS
2	C	322	LEU
2	C	325	ARG
2	C	328	ARG
2	C	330	ASN
2	C	337	SER
2	C	341	ASP
2	C	342	LEU
2	C	350	LEU
2	C	351	TYR
2	C	357	THR
2	C	363	ARG
2	C	364	LYS
2	C	367	LEU
2	C	369	ARG
2	C	385	LEU
2	C	387	VAL
2	C	389	ARG
2	C	394	GLU
2	C	395	LEU
2	C	396	ARG
2	C	399	CYS
2	C	400	GLN
2	C	402	LEU
2	C	403	PHE
2	C	406	LEU
2	C	407	LEU
2	C	417	TYR
2	C	431	LYS
2	C	435	MET

Continued on next page...

Continued from previous page...

Mol	Chain	Res	Type
2	C	439	PHE
2	C	448	LEU
2	C	456	ARG
2	C	457	SER
2	C	458	ARG
2	C	464	GLU
2	C	468	ILE
2	C	471	LEU
2	C	474	PHE
2	C	475	LEU
2	C	476	ILE
2	C	483	LYS
2	C	485	VAL
1	D	70	ARG
1	D	77	GLN
1	D	78	MET
1	D	79	LEU
1	D	81	ARG
1	D	83	LEU
1	D	85	GLU
1	D	86	GLN
1	D	87	ILE
1	D	97	GLU
1	D	101	ARG
1	D	104	VAL
1	D	107	LEU
1	D	113	TRP
1	D	120	LEU
1	D	122	ASP
1	D	125	LEU
1	D	127	LEU
1	D	130	LEU
1	D	133	ASP
1	D	135	LEU
1	D	140	ARG
1	D	144	GLN
1	D	145	LYS
1	D	146	GLN
1	D	157	LEU
1	D	161	GLN
1	D	162	LEU
1	D	169	TRP

Continued on next page...

Continued from previous page...

Mol	Chain	Res	Type
1	D	175	TRP
1	D	176	THR
1	D	177	ARG
1	D	181	GLU
1	D	185	VAL
1	D	189	ILE
1	D	193	ARG
1	D	196	VAL
1	D	201	VAL
1	D	203	LEU
1	D	205	GLU
1	D	208	CYS
1	D	216	SER
1	D	217	PRO
1	D	218	SER
1	D	220	TRP
1	D	223	TRP
1	D	224	CYS
1	D	225	SER
1	D	227	ARG
1	D	228	LEU
1	D	232	ARG
1	D	236	THR
1	D	238	GLN
1	D	239	LEU
1	D	243	ASP
1	D	247	LEU
1	D	256	PRO
1	D	258	GLN
1	D	259	ARG
1	D	260	ASP
1	D	265	LEU
1	D	267	VAL
1	D	269	HIS
1	D	284	ILE
1	D	285	GLN
1	D	288	ARG
1	D	289	MET
1	D	293	ASP
1	D	298	HIS
1	D	301	ILE
1	D	305	SER

Continued on next page...

Continued from previous page...

Mol	Chain	Res	Type
1	D	307	PHE
1	D	308	GLN
1	D	313	ILE
1	D	316	LYS
1	D	317	GLN
1	D	347	TRP
1	D	348	LEU
1	D	352	SER
1	D	362	LEU
1	D	371	LYS
1	D	374	ARG
1	D	379	LYS
1	D	384	ASP
1	D	386	ARG
1	D	389	PHE
1	D	390	GLN
1	D	391	ASP
1	D	394	GLN
1	D	395	TYR
1	D	403	THR
1	D	405	GLU
1	D	407	PHE
1	D	411	LEU
1	D	415	LEU
1	D	416	GLU
1	D	417	ARG
1	D	419	PRO
1	D	420	HIS
1	D	424	LEU
1	D	428	LEU
1	D	429	GLU
1	D	430	MET
1	D	435	LEU
1	D	436	PRO
1	D	438	ASN
1	D	439	GLN
1	D	441	TRP
1	D	442	GLU
1	D	445	LEU
1	D	447	GLU
1	D	457	ARG
1	D	460	LYS

Continued on next page...

Continued from previous page...

Mol	Chain	Res	Type
1	D	461	LYS
1	D	466	LEU
1	D	469	ASP
1	D	471	CYS
1	D	474	LEU
1	D	479	TYR
1	D	484	TRP
1	D	491	ASP
1	D	493	GLN
1	D	494	GLU
1	D	496	LYS
1	D	499	LYS
1	D	501	LYS
1	D	503	VAL
1	D	504	LYS
1	D	524	PRO
1	D	527	GLN
1	D	530	LEU
1	D	542	ASP
1	D	543	VAL
1	D	550	GLN
1	D	551	LYS
1	D	557	GLU
1	D	558	LEU
1	D	560	PRO
1	D	564	GLN
1	D	565	HIS
1	D	576	LEU
1	D	581	ASP
1	D	585	TRP
1	D	592	LEU
1	D	594	LEU
1	D	595	GLN
1	D	597	ARG
1	D	601	LYS
1	D	602	LEU
1	D	606	THR
1	D	608	ASP
1	D	612	LEU
1	D	615	SER
1	D	617	ARG
1	D	618	HIS

Continued on next page...

Continued from previous page...

Mol	Chain	Res	Type
1	D	620	TRP
1	D	627	ARG
1	D	630	ASN
1	D	631	LEU
1	D	638	THR
1	D	645	VAL
1	D	647	CYS
1	D	649	TYR
1	D	653	GLU
1	D	654	SER
1	D	660	CYS
1	D	661	LEU
1	D	666	GLN
1	D	667	GLN
1	D	668	LEU
1	D	713	PRO
1	D	716	PRO
1	D	717	LEU
1	D	719	LEU
1	D	722	ARG
1	D	733	HIS
1	D	736	ASN
1	D	740	ASN
1	D	742	VAL
1	D	744	ILE
1	D	745	PRO
1	D	748	TRP
1	D	753	PRO
1	D	754	HIS
1	D	755	LYS
1	D	756	ASP
1	D	758	ASN
1	D	760	CYS
1	D	761	ASN
1	D	768	LYS
1	D	773	LYS
1	D	776	ASP
1	D	778	THR
1	D	779	LEU
1	D	780	GLN
1	D	795	ASN
1	D	797	MET

Continued on next page...

Continued from previous page...

Mol	Chain	Res	Type
1	D	801	TRP
1	D	802	ARG
1	D	805	HIS
1	D	807	ARG
1	D	809	SER
1	D	812	MET
1	D	813	VAL
1	D	819	SER
1	D	821	LEU
1	D	823	ARG
1	D	826	ILE
1	D	827	ARG
1	D	829	PRO
1	D	831	TYR
1	D	841	LEU
1	D	843	GLN
1	D	844	VAL
1	D	846	THR
1	D	850	ILE
1	D	858	THR
1	D	863	SER
1	D	864	ASN
1	D	872	SER
1	D	874	LEU
1	D	878	VAL
1	D	879	GLN
1	D	885	THR
1	D	886	LEU
1	D	892	ASP
1	D	895	GLU
1	D	896	LEU
1	D	898	ILE
1	D	904	ASP
1	D	906	HIS
1	D	907	PHE
1	D	910	MET
1	D	916	PHE
1	D	919	MET
1	D	921	LEU
1	D	922	GLN
1	D	929	THR
1	D	930	ASP

Continued on next page...

Continued from previous page...

Mol	Chain	Res	Type
1	D	932	HIS
1	D	933	SER
1	D	934	LYS
1	D	948	ILE
1	D	955	TYR
1	D	961	PHE
1	D	963	GLU
1	D	967	MET
1	D	983	GLN
1	D	989	THR
1	D	992	LEU
1	D	993	ARG
1	D	994	TRP
1	D	995	TYR
1	D	996	ARG
1	D	997	LEU
1	D	1006	ARG
1	D	1008	LEU
1	D	1014	ARG
1	D	1020	ILE
1	D	1022	LEU
1	D	1023	GLN
1	D	1025	LEU
1	D	1026	ARG
1	D	1030	ARG
1	D	1034	ARG
1	D	1036	SER
1	D	1037	GLN
1	D	1038	TRP
1	D	1041	TRP
1	D	1043	VAL
1	D	1047	ARG
1	D	1055	SER
1	D	1056	GLU
1	D	1057	MET
1	D	1058	PHE
1	D	1060	LYS
1	D	1061	LEU
1	D	1066	THR
1	D	1067	SER
1	D	1068	ASP
1	D	1070	PRO

Continued on next page...

Continued from previous page...

Mol	Chain	Res	Type
1	D	1071	ARG
1	D	1072	THR
1	D	1073	PRO
1	D	1099	TRP
1	D	1104	SER
1	D	1109	LEU
1	D	1113	LEU
1	D	1121	GLU
1	D	1122	GLU
1	D	1126	ASP
1	D	1130	CYS
1	D	1131	ILE
1	D	1132	SER
1	D	1133	ILE
1	D	1134	HIS
1	D	1135	ASP
1	D	1136	GLU
1	D	1138	ARG
1	D	1140	LEU
1	D	1146	ARG
1	D	1148	ARG
1	D	1153	LEU
1	D	1158	LEU
1	D	1163	MET
1	D	1164	PHE
1	D	1166	TYR
1	D	1171	ASN
1	D	1172	ASP
1	D	1175	GLN
1	D	1180	PHE
1	D	1181	SER
1	D	1184	ASP
1	D	1187	ARG
1	D	1191	LYS
1	D	1192	GLU
1	D	1195	MET
1	D	1197	CYS
1	D	1200	PRO
1	D	1203	PRO
1	D	1204	THR
1	D	1206	MET
1	D	1207	GLU

Continued on next page...

Continued from previous page...

Mol	Chain	Res	Type
1	D	1208	ARG
1	D	1210	TYR
1	D	1212	ILE
1	D	1218	LEU
1	D	1219	ASP
1	D	1221	TYR
1	D	1223	ILE
1	D	1224	ILE
1	D	1225	GLU
1	D	1226	LEU
1	D	1227	THR
1	D	1230	SER
2	E	67	GLU
2	E	86	LEU
2	E	88	ARG
2	E	107	ARG
2	E	108	LYS
2	E	116	THR
2	E	120	VAL
2	E	122	ARG
2	E	123	GLU
2	E	131	LEU
2	E	191	GLU
2	E	202	LYS
2	E	211	ILE
2	E	213	VAL
2	E	250	GLN
2	E	255	TRP
2	E	276	SER
2	E	277	ASP
2	E	278	CYS
2	E	293	PHE
2	E	294	PRO
2	E	295	TRP
2	E	315	TYR
2	E	328	ARG
2	E	329	LYS
2	E	336	LEU
2	E	352	ASP
2	E	353	SER
2	E	378	LEU
2	E	385	LEU

Continued on next page...

Continued from previous page...

Mol	Chain	Res	Type
2	E	389	ARG
2	E	394	GLU
2	E	397	GLN
2	E	417	TYR
2	E	422	GLN
2	E	425	LEU
2	E	426	GLU
2	E	428	LEU
2	E	432	TYR
2	E	437	ILE
2	E	445	GLU
2	E	446	THR
2	E	447	THR
2	E	449	GLU
2	E	455	LEU
2	E	467	HIS
2	E	483	LYS
2	F	86	LEU
2	F	88	ARG
2	F	89	ASP
2	F	91	LEU
2	F	92	LEU
2	F	95	CYS
2	F	99	PHE
2	F	116	THR
2	F	117	SER
2	F	118	VAL
2	F	120	VAL
2	F	125	VAL
2	F	128	VAL
2	F	131	LEU
2	F	132	HIS
2	F	133	HIS
2	F	142	ASP
2	F	145	PHE
2	F	180	LYS
2	F	186	LEU
2	F	193	TYR
2	F	195	ASN
2	F	197	LEU
2	F	198	ASP
2	F	199	LEU

Continued on next page...

Continued from previous page...

Mol	Chain	Res	Type
2	F	204	LEU
2	F	208	LEU
2	F	210	GLN
2	F	214	CYS
2	F	215	PHE
2	F	223	GLN
2	F	226	ASN
2	F	230	SER
2	F	231	ILE
2	F	236	GLU
2	F	238	SER
2	F	244	PRO
2	F	245	PRO
2	F	246	ARG
2	F	247	THR
2	F	251	TRP
2	F	253	ASP
2	F	254	PHE
2	F	256	LEU
2	F	279	GLN
2	F	280	ASP
2	F	281	GLU
2	F	285	LYS
2	F	298	GLU
2	F	299	LEU
2	F	308	ASP
2	F	309	HIS
2	F	310	GLU
2	F	320	SER
2	F	321	LYS
2	F	322	LEU
2	F	325	ARG
2	F	328	ARG
2	F	330	ASN
2	F	331	VAL
2	F	337	SER
2	F	339	ASN
2	F	341	ASP
2	F	342	LEU
2	F	347	LEU
2	F	350	LEU
2	F	351	TYR

Continued on next page...

Continued from previous page...

Mol	Chain	Res	Type
2	F	357	THR
2	F	364	LYS
2	F	367	LEU
2	F	369	ARG
2	F	387	VAL
2	F	389	ARG
2	F	394	GLU
2	F	395	LEU
2	F	396	ARG
2	F	400	GLN
2	F	402	LEU
2	F	403	PHE
2	F	406	LEU
2	F	407	LEU
2	F	412	SER
2	F	417	TYR
2	F	421	MET
2	F	427	GLN
2	F	431	LYS
2	F	435	MET
2	F	439	PHE
2	F	446	THR
2	F	450	ASN
2	F	452	LEU
2	F	453	ILE
2	F	455	LEU
2	F	456	ARG
2	F	458	ARG
2	F	459	ASP
2	F	461	THR
2	F	462	MET
2	F	464	GLU
2	F	471	LEU
2	F	474	PHE
2	F	475	LEU
2	F	476	ILE
2	F	483	LYS
2	F	485	VAL

Sometimes sidechains can be flipped to improve hydrogen bonding and reduce clashes. All (119) such sidechains are listed below:

Mol	Chain	Res	Type
1	A	110	HIS
1	A	155	ASN
1	A	238	GLN
1	A	264	GLN
1	A	308	GLN
1	A	388	ASN
1	A	390	GLN
1	A	438	ASN
1	A	468	ASN
1	A	564	GLN
1	A	565	HIS
1	A	630	ASN
1	A	663	GLN
1	A	666	GLN
1	A	729	GLN
1	A	736	ASN
1	A	758	ASN
1	A	795	ASN
1	A	879	GLN
1	A	922	GLN
1	A	970	ASN
1	A	976	GLN
1	A	1023	GLN
1	A	1029	GLN
1	A	1037	GLN
1	A	1059	ASN
1	A	1202	ASN
1	A	1214	GLN
1	A	1222	GLN
1	A	1236	GLN
2	B	74	GLN
2	B	84	GLN
2	B	96	HIS
2	B	109	ASN
2	B	124	GLN
2	B	195	ASN
2	B	201	ASN
2	B	250	GLN
2	B	261	GLN
2	B	287	ASN
2	B	292	ASN
2	B	305	ASN
2	B	313	HIS

Continued on next page...

Continued from previous page...

Mol	Chain	Res	Type
2	B	318	ASN
2	B	323	HIS
2	B	422	GLN
2	B	427	GLN
2	C	74	GLN
2	C	109	ASN
2	C	124	GLN
2	C	187	HIS
2	C	279	GLN
2	C	292	ASN
2	C	454	HIS
1	D	71	HIS
1	D	86	GLN
1	D	106	HIS
1	D	110	HIS
1	D	115	GLN
1	D	138	HIS
1	D	155	ASN
1	D	258	GLN
1	D	277	HIS
1	D	281	GLN
1	D	298	HIS
1	D	317	GLN
1	D	394	GLN
1	D	404	HIS
1	D	438	ASN
1	D	439	GLN
1	D	440	ASN
1	D	456	GLN
1	D	472	GLN
1	D	493	GLN
1	D	527	GLN
1	D	630	ASN
1	D	663	GLN
1	D	671	GLN
1	D	733	HIS
1	D	736	ASN
1	D	795	ASN
1	D	811	GLN
1	D	970	ASN
1	D	976	GLN
1	D	983	GLN

Continued on next page...

Continued from previous page...

Mol	Chain	Res	Type
1	D	1037	GLN
1	D	1059	ASN
1	D	1134	HIS
1	D	1175	GLN
1	D	1236	GLN
2	E	84	GLN
2	E	96	HIS
2	E	124	GLN
2	E	184	ASN
2	E	210	GLN
2	E	216	HIS
2	E	249	ASN
2	E	250	GLN
2	E	272	ASN
2	E	292	ASN
2	E	318	ASN
2	E	323	HIS
2	E	339	ASN
2	E	400	GLN
2	E	422	GLN
2	E	427	GLN
2	E	450	ASN
2	E	454	HIS
2	F	74	GLN
2	F	84	GLN
2	F	187	HIS
2	F	192	HIS
2	F	279	GLN
2	F	292	ASN
2	F	339	ASN
2	F	400	GLN
2	F	404	ASN
2	F	409	ASN
2	F	454	HIS

5.3.3 RNA [i](#)

There are no RNA molecules in this entry.

5.4 Non-standard residues in protein, DNA, RNA chains [i](#)

There are no non-standard protein/DNA/RNA residues in this entry.

5.5 Carbohydrates [i](#)

There are no monosaccharides in this entry.

5.6 Ligand geometry [i](#)

There are no ligands in this entry.

5.7 Other polymers [i](#)

There are no such residues in this entry.

5.8 Polymer linkage issues [i](#)

There are no chain breaks in this entry.

6 Fit of model and data

6.1 Protein, DNA and RNA chains

Unable to reproduce the depositors R factor - this section is therefore empty.

6.2 Non-standard residues in protein, DNA, RNA chains

Unable to reproduce the depositors R factor - this section is therefore empty.

6.3 Carbohydrates

Unable to reproduce the depositors R factor - this section is therefore empty.

6.4 Ligands

Unable to reproduce the depositors R factor - this section is therefore empty.

6.5 Other polymers

Unable to reproduce the depositors R factor - this section is therefore empty.