



Full wwPDB X-ray Structure Validation Report ⓘ

Aug 27, 2023 – 04:33 AM EDT

PDB ID : 3GMH
Title : Crystal Structure of the Mad2 Dimer
Authors : Ozkan, E.; Luo, X.; Machius, M.; Yu, H.; Deisenhofer, J.
Deposited on : 2009-03-13
Resolution : 3.95 Å(reported)

This is a Full wwPDB X-ray Structure Validation Report for a publicly released PDB entry.

We welcome your comments at validation@mail.wwpdb.org

A user guide is available at

<https://www.wwpdb.org/validation/2017/XrayValidationReportHelp>

with specific help available everywhere you see the ⓘ symbol.

The types of validation reports are described at

<http://www.wwpdb.org/validation/2017/FAQs#types>.

The following versions of software and data (see [references ⓘ](#)) were used in the production of this report:

MolProbity : 4.02b-467
Mogul : 1.8.5 (274361), CSD as541be (2020)
Xtriage (Phenix) : 1.13
EDS : 2.35
Percentile statistics : 20191225.v01 (using entries in the PDB archive December 25th 2019)
Refmac : 5.8.0158
CCP4 : 7.0.044 (Gargrove)
Ideal geometry (proteins) : Engh & Huber (2001)
Ideal geometry (DNA, RNA) : Parkinson et al. (1996)
Validation Pipeline (wwPDB-VP) : 2.35

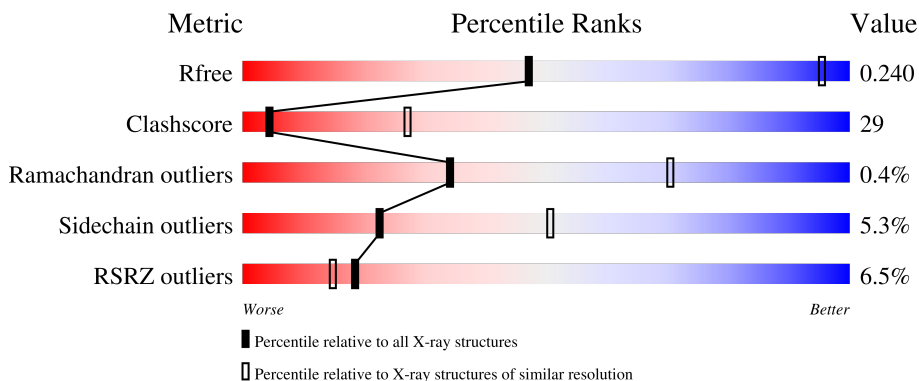
1 Overall quality at a glance i

The following experimental techniques were used to determine the structure:

X-RAY DIFFRACTION

The reported resolution of this entry is 3.95 Å.

Percentile scores (ranging between 0-100) for global validation metrics of the entry are shown in the following graphic. The table shows the number of entries on which the scores are based.




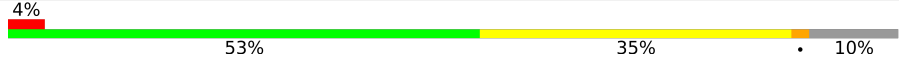

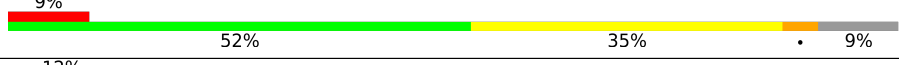

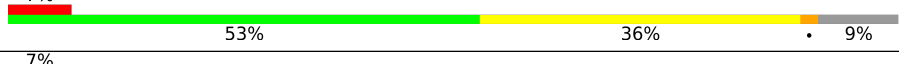
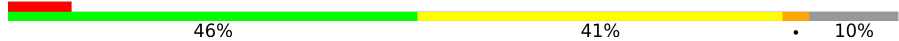
Metric	Whole archive (#Entries)	Similar resolution (#Entries, resolution range(Å))
R_{free}	130704	1025 (4.22-3.70)
Clashscore	141614	1085 (4.22-3.70)
Ramachandran outliers	138981	1047 (4.22-3.70)
Sidechain outliers	138945	1039 (4.22-3.70)
RSRZ outliers	127900	1013 (4.28-3.64)

The table below summarises the geometric issues observed across the polymeric chains and their fit to the electron density. The red, orange, yellow and green segments of the lower bar indicate the fraction of residues that contain outliers for ≥ 3 , 2, 1 and 0 types of geometric quality criteria respectively. A grey segment represents the fraction of residues that are not modelled. The numeric value for each fraction is indicated below the corresponding segment, with a dot representing fractions $\leq 5\%$. The upper red bar (where present) indicates the fraction of residues that have poor fit to the electron density. The numeric value is given above the bar.

Mol	Chain	Length	Quality of chain
1	A	207	 2% 56% 35% 7%
1	B	207	 % 44% 41% 11%
1	C	207	 2% 55% 36% 6%
1	D	207	 2% 47% 39% 10%
1	E	207	 9% 55% 34% 9%

Continued on next page...

Continued from previous page...

Mol	Chain	Length	Quality of chain
1	F	207	
1	G	207	
1	H	207	
1	I	207	
1	J	207	
1	K	207	
1	L	207	

The following table lists non-polymeric compounds, carbohydrate monomers and non-standard residues in protein, DNA, RNA chains that are outliers for geometric or electron-density-fit criteria:

Mol	Type	Chain	Res	Chirality	Geometry	Clashes	Electron density
2	SO4	A	207	-	-	X	-
2	SO4	C	206	-	-	X	-
2	SO4	D	206	-	-	-	X
2	SO4	E	206	-	-	X	-
2	SO4	K	206	-	-	X	-

2 Entry composition

There are 2 unique types of molecules in this entry. The entry contains 18301 atoms, of which 0 are hydrogens and 0 are deuteriums.

In the tables below, the ZeroOcc column contains the number of atoms modelled with zero occupancy, the AltConf column contains the number of residues with at least one atom in alternate conformation and the Trace column contains the number of residues modelled with at most 2 atoms.

- Molecule 1 is a protein called Mitotic spindle assembly checkpoint protein MAD2A.

Mol	Chain	Residues	Atoms					ZeroOcc	AltConf	Trace
			Total	C	N	O	S			
1	A	193	Total 1561	C 1003	N 253	O 301	S 4	0	0	0
1	B	185	Total 1495	C 965	N 240	O 286	S 4	0	0	0
1	C	195	Total 1576	C 1012	N 256	O 304	S 4	0	0	0
1	D	187	Total 1515	C 977	N 246	O 288	S 4	0	0	0
1	E	188	Total 1522	C 981	N 245	O 292	S 4	0	0	0
1	F	185	Total 1495	C 965	N 240	O 286	S 4	0	0	0
1	G	187	Total 1518	C 978	N 246	O 290	S 4	0	0	0
1	H	186	Total 1505	C 971	N 243	O 287	S 4	0	0	0
1	I	188	Total 1525	C 983	N 247	O 291	S 4	0	0	0
1	J	185	Total 1495	C 965	N 240	O 286	S 4	0	0	0
1	K	188	Total 1525	C 983	N 247	O 291	S 4	0	0	0
1	L	187	Total 1509	C 974	N 243	O 288	S 4	0	0	0

There are 144 discrepancies between the modelled and reference sequences:

Chain	Residue	Modelled	Actual	Comment	Reference
A	-1	MET	-	expression tag	UNP Q13257
A	0	ARG	-	expression tag	UNP Q13257
A	1	GLY	-	expression tag	UNP Q13257
A	2	SER	-	expression tag	UNP Q13257
A	3	HIS	-	expression tag	UNP Q13257

Continued on next page...

Continued from previous page...

Chain	Residue	Modelled	Actual	Comment	Reference
A	4	HIS	-	expression tag	UNP Q13257
A	5	HIS	-	expression tag	UNP Q13257
A	6	HIS	-	expression tag	UNP Q13257
A	7	HIS	-	expression tag	UNP Q13257
A	8	HIS	-	expression tag	UNP Q13257
A	9	GLY	-	expression tag	UNP Q13257
A	10	SER	-	expression tag	UNP Q13257
B	-1	MET	-	expression tag	UNP Q13257
B	0	ARG	-	expression tag	UNP Q13257
B	1	GLY	-	expression tag	UNP Q13257
B	2	SER	-	expression tag	UNP Q13257
B	3	HIS	-	expression tag	UNP Q13257
B	4	HIS	-	expression tag	UNP Q13257
B	5	HIS	-	expression tag	UNP Q13257
B	6	HIS	-	expression tag	UNP Q13257
B	7	HIS	-	expression tag	UNP Q13257
B	8	HIS	-	expression tag	UNP Q13257
B	9	GLY	-	expression tag	UNP Q13257
B	10	SER	-	expression tag	UNP Q13257
C	-1	MET	-	expression tag	UNP Q13257
C	0	ARG	-	expression tag	UNP Q13257
C	1	GLY	-	expression tag	UNP Q13257
C	2	SER	-	expression tag	UNP Q13257
C	3	HIS	-	expression tag	UNP Q13257
C	4	HIS	-	expression tag	UNP Q13257
C	5	HIS	-	expression tag	UNP Q13257
C	6	HIS	-	expression tag	UNP Q13257
C	7	HIS	-	expression tag	UNP Q13257
C	8	HIS	-	expression tag	UNP Q13257
C	9	GLY	-	expression tag	UNP Q13257
C	10	SER	-	expression tag	UNP Q13257
D	-1	MET	-	expression tag	UNP Q13257
D	0	ARG	-	expression tag	UNP Q13257
D	1	GLY	-	expression tag	UNP Q13257
D	2	SER	-	expression tag	UNP Q13257
D	3	HIS	-	expression tag	UNP Q13257
D	4	HIS	-	expression tag	UNP Q13257
D	5	HIS	-	expression tag	UNP Q13257
D	6	HIS	-	expression tag	UNP Q13257
D	7	HIS	-	expression tag	UNP Q13257
D	8	HIS	-	expression tag	UNP Q13257
D	9	GLY	-	expression tag	UNP Q13257

Continued on next page...

Continued from previous page...

Chain	Residue	Modelled	Actual	Comment	Reference
D	10	SER	-	expression tag	UNP Q13257
E	-1	MET	-	expression tag	UNP Q13257
E	0	ARG	-	expression tag	UNP Q13257
E	1	GLY	-	expression tag	UNP Q13257
E	2	SER	-	expression tag	UNP Q13257
E	3	HIS	-	expression tag	UNP Q13257
E	4	HIS	-	expression tag	UNP Q13257
E	5	HIS	-	expression tag	UNP Q13257
E	6	HIS	-	expression tag	UNP Q13257
E	7	HIS	-	expression tag	UNP Q13257
E	8	HIS	-	expression tag	UNP Q13257
E	9	GLY	-	expression tag	UNP Q13257
E	10	SER	-	expression tag	UNP Q13257
F	-1	MET	-	expression tag	UNP Q13257
F	0	ARG	-	expression tag	UNP Q13257
F	1	GLY	-	expression tag	UNP Q13257
F	2	SER	-	expression tag	UNP Q13257
F	3	HIS	-	expression tag	UNP Q13257
F	4	HIS	-	expression tag	UNP Q13257
F	5	HIS	-	expression tag	UNP Q13257
F	6	HIS	-	expression tag	UNP Q13257
F	7	HIS	-	expression tag	UNP Q13257
F	8	HIS	-	expression tag	UNP Q13257
F	9	GLY	-	expression tag	UNP Q13257
F	10	SER	-	expression tag	UNP Q13257
G	-1	MET	-	expression tag	UNP Q13257
G	0	ARG	-	expression tag	UNP Q13257
G	1	GLY	-	expression tag	UNP Q13257
G	2	SER	-	expression tag	UNP Q13257
G	3	HIS	-	expression tag	UNP Q13257
G	4	HIS	-	expression tag	UNP Q13257
G	5	HIS	-	expression tag	UNP Q13257
G	6	HIS	-	expression tag	UNP Q13257
G	7	HIS	-	expression tag	UNP Q13257
G	8	HIS	-	expression tag	UNP Q13257
G	9	GLY	-	expression tag	UNP Q13257
G	10	SER	-	expression tag	UNP Q13257
H	-1	MET	-	expression tag	UNP Q13257
H	0	ARG	-	expression tag	UNP Q13257
H	1	GLY	-	expression tag	UNP Q13257
H	2	SER	-	expression tag	UNP Q13257
H	3	HIS	-	expression tag	UNP Q13257

Continued on next page...

Continued from previous page...

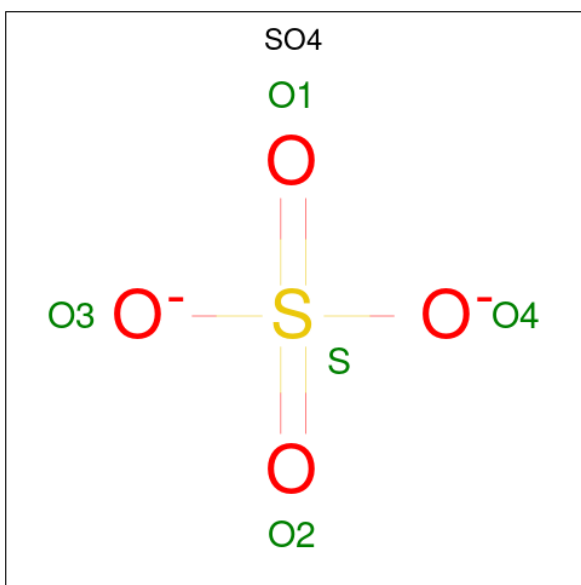
Chain	Residue	Modelled	Actual	Comment	Reference
H	4	HIS	-	expression tag	UNP Q13257
H	5	HIS	-	expression tag	UNP Q13257
H	6	HIS	-	expression tag	UNP Q13257
H	7	HIS	-	expression tag	UNP Q13257
H	8	HIS	-	expression tag	UNP Q13257
H	9	GLY	-	expression tag	UNP Q13257
H	10	SER	-	expression tag	UNP Q13257
I	-1	MET	-	expression tag	UNP Q13257
I	0	ARG	-	expression tag	UNP Q13257
I	1	GLY	-	expression tag	UNP Q13257
I	2	SER	-	expression tag	UNP Q13257
I	3	HIS	-	expression tag	UNP Q13257
I	4	HIS	-	expression tag	UNP Q13257
I	5	HIS	-	expression tag	UNP Q13257
I	6	HIS	-	expression tag	UNP Q13257
I	7	HIS	-	expression tag	UNP Q13257
I	8	HIS	-	expression tag	UNP Q13257
I	9	GLY	-	expression tag	UNP Q13257
I	10	SER	-	expression tag	UNP Q13257
J	-1	MET	-	expression tag	UNP Q13257
J	0	ARG	-	expression tag	UNP Q13257
J	1	GLY	-	expression tag	UNP Q13257
J	2	SER	-	expression tag	UNP Q13257
J	3	HIS	-	expression tag	UNP Q13257
J	4	HIS	-	expression tag	UNP Q13257
J	5	HIS	-	expression tag	UNP Q13257
J	6	HIS	-	expression tag	UNP Q13257
J	7	HIS	-	expression tag	UNP Q13257
J	8	HIS	-	expression tag	UNP Q13257
J	9	GLY	-	expression tag	UNP Q13257
J	10	SER	-	expression tag	UNP Q13257
K	-1	MET	-	expression tag	UNP Q13257
K	0	ARG	-	expression tag	UNP Q13257
K	1	GLY	-	expression tag	UNP Q13257
K	2	SER	-	expression tag	UNP Q13257
K	3	HIS	-	expression tag	UNP Q13257
K	4	HIS	-	expression tag	UNP Q13257
K	5	HIS	-	expression tag	UNP Q13257
K	6	HIS	-	expression tag	UNP Q13257
K	7	HIS	-	expression tag	UNP Q13257
K	8	HIS	-	expression tag	UNP Q13257
K	9	GLY	-	expression tag	UNP Q13257

Continued on next page...

Continued from previous page...

Chain	Residue	Modelled	Actual	Comment	Reference
K	10	SER	-	expression tag	UNP Q13257
L	-1	MET	-	expression tag	UNP Q13257
L	0	ARG	-	expression tag	UNP Q13257
L	1	GLY	-	expression tag	UNP Q13257
L	2	SER	-	expression tag	UNP Q13257
L	3	HIS	-	expression tag	UNP Q13257
L	4	HIS	-	expression tag	UNP Q13257
L	5	HIS	-	expression tag	UNP Q13257
L	6	HIS	-	expression tag	UNP Q13257
L	7	HIS	-	expression tag	UNP Q13257
L	8	HIS	-	expression tag	UNP Q13257
L	9	GLY	-	expression tag	UNP Q13257
L	10	SER	-	expression tag	UNP Q13257

- Molecule 2 is SULFATE ION (three-letter code: SO4) (formula: O₄S).



Mol	Chain	Residues	Atoms	ZeroOcc	AltConf
2	A	1	Total O S 5 4 1	0	0
2	A	1	Total O S 5 4 1	0	0
2	B	1	Total O S 5 4 1	0	0
2	C	1	Total O S 5 4 1	0	0
2	C	1	Total O S 5 4 1	0	0

Continued on next page...

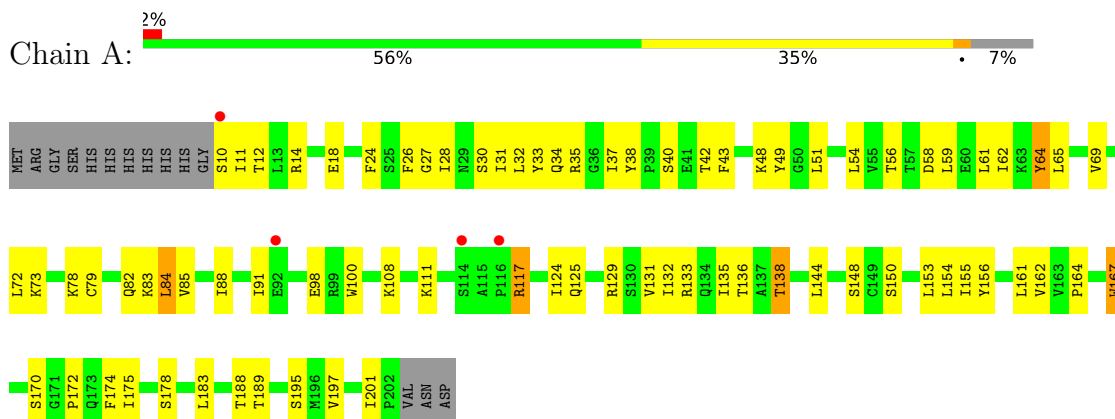
Continued from previous page...

Mol	Chain	Residues	Atoms			ZeroOcc	AltConf
2	D	1	Total 5	O 4	S 1	0	0
2	E	1	Total 5	O 4	S 1	0	0
2	G	1	Total 5	O 4	S 1	0	0
2	H	1	Total 5	O 4	S 1	0	0
2	I	1	Total 5	O 4	S 1	0	0
2	K	1	Total 5	O 4	S 1	0	0
2	L	1	Total 5	O 4	S 1	0	0

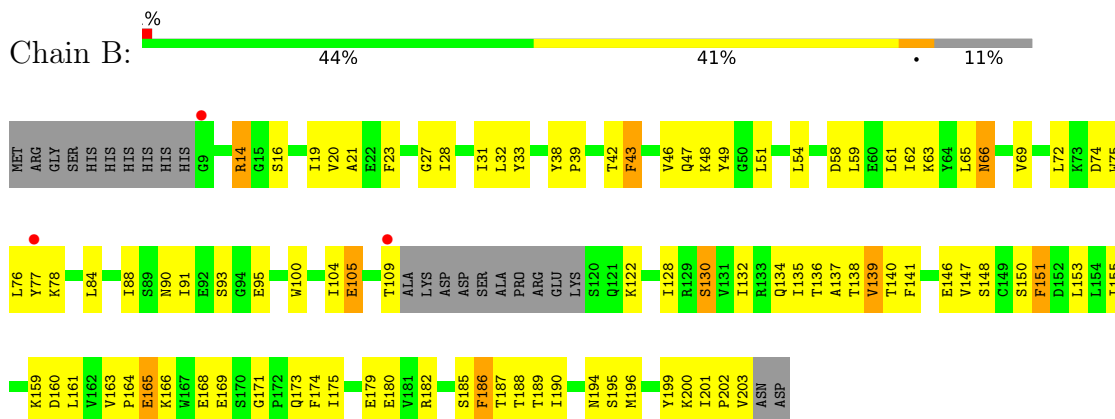
3 Residue-property plots [i](#)

These plots are drawn for all protein, RNA, DNA and oligosaccharide chains in the entry. The first graphic for a chain summarises the proportions of the various outlier classes displayed in the second graphic. The second graphic shows the sequence view annotated by issues in geometry and electron density. Residues are color-coded according to the number of geometric quality criteria for which they contain at least one outlier: green = 0, yellow = 1, orange = 2 and red = 3 or more. A red dot above a residue indicates a poor fit to the electron density ($RSRZ > 2$). Stretches of 2 or more consecutive residues without any outlier are shown as a green connector. Residues present in the sample, but not in the model, are shown in grey.

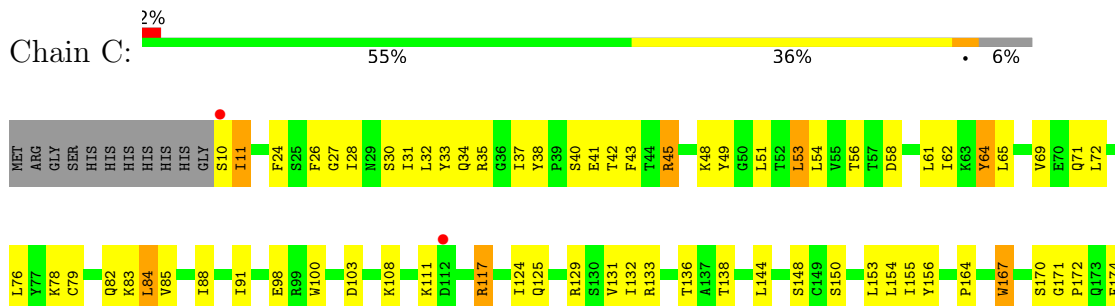
- Molecule 1: Mitotic spindle assembly checkpoint protein MAD2A

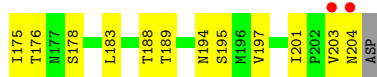


- Molecule 1: Mitotic spindle assembly checkpoint protein MAD2A

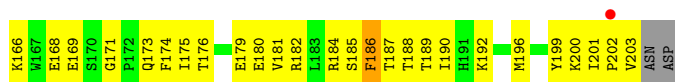
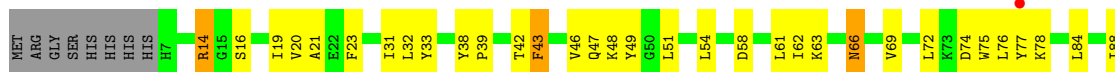


- Molecule 1: Mitotic spindle assembly checkpoint protein MAD2A

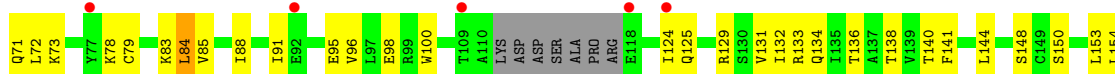
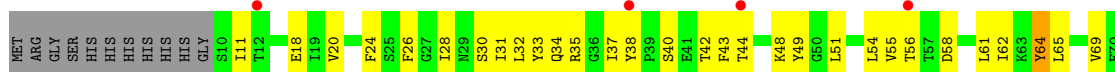




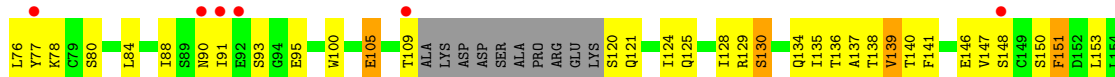
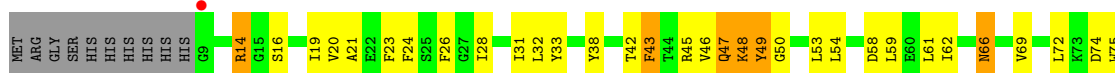
- Molecule 1: Mitotic spindle assembly checkpoint protein MAD2A



- Molecule 1: Mitotic spindle assembly checkpoint protein MAD2A

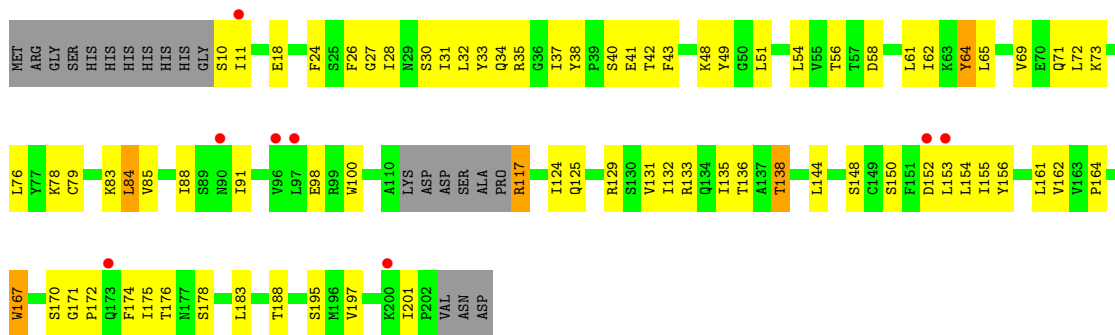


- Molecule 1: Mitotic spindle assembly checkpoint protein MAD2A

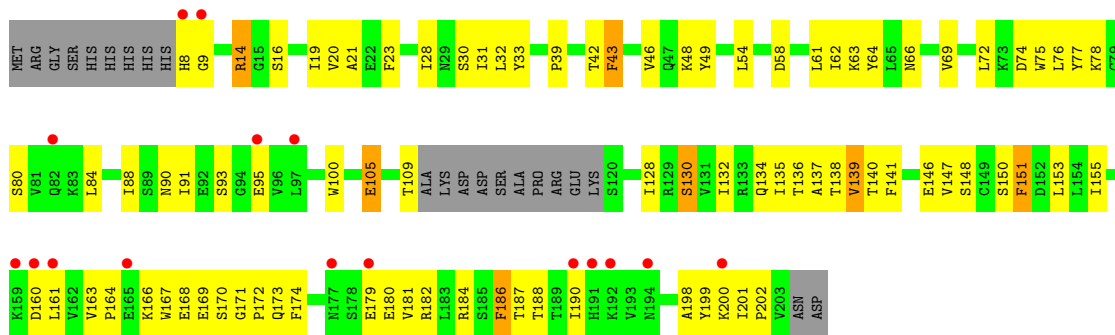


- Molecule 1: Mitotic spindle assembly checkpoint protein MAD2A

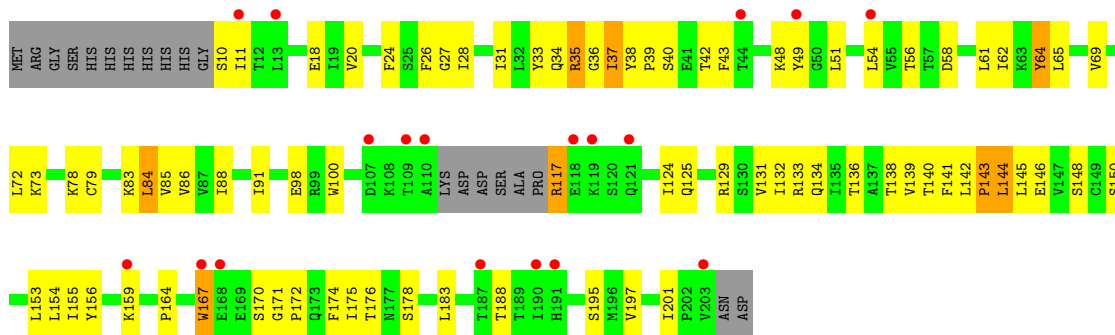




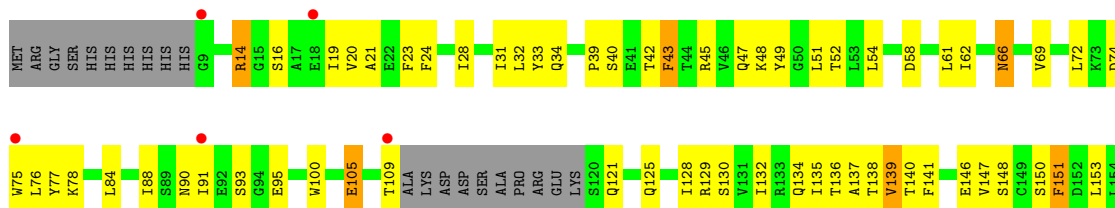
• Molecule 1: Mitotic spindle assembly checkpoint protein MAD2A



• Molecule 1: Mitotic spindle assembly checkpoint protein MAD2A

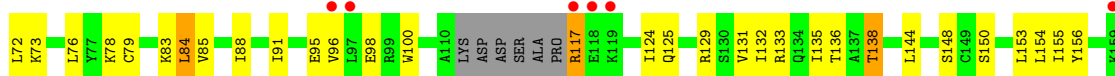



• Molecule 1: Mitotic spindle assembly checkpoint protein MAD2A

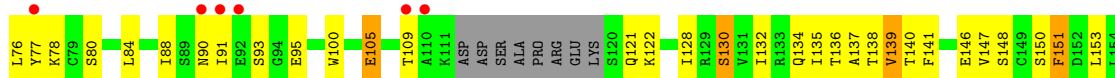




• Molecule 1: Mitotic spindle assembly checkpoint protein MAD2A



• Molecule 1: Mitotic spindle assembly checkpoint protein MAD2A



4 Data and refinement statistics

Property	Value	Source
Space group	P 1 21 1	Depositor
Cell constants a, b, c, α , β , γ	124.83Å 104.92Å 157.75Å 90.00° 97.57° 90.00°	Depositor
Resolution (Å)	49.73 – 3.95 49.73 – 3.94	Depositor EDS
% Data completeness (in resolution range)	99.6 (49.73-3.95) 98.8 (49.73-3.94)	Depositor EDS
R_{merge}	0.17	Depositor
R_{sym}	(Not available)	Depositor
$\langle I/\sigma(I) \rangle$ ¹	2.33 (at 3.88Å)	Xtrriage
Refinement program	PHENIX (phenix.refine)	Depositor
R, R_{free}	0.218 , 0.251 0.205 , 0.240	Depositor DCC
R_{free} test set	1781 reflections (4.99%)	wwPDB-VP
Wilson B-factor (Å ²)	115.9	Xtrriage
Anisotropy	0.497	Xtrriage
Bulk solvent k_{sol} (e/Å ³), B_{sol} (Å ²)	0.30 , 105.3	EDS
L-test for twinning ²	$\langle L \rangle = 0.48$, $\langle L^2 \rangle = 0.30$	Xtrriage
Estimated twinning fraction	No twinning to report.	Xtrriage
F_o, F_c correlation	0.91	EDS
Total number of atoms	18301	wwPDB-VP
Average B, all atoms (Å ²)	156.0	wwPDB-VP

Xtrriage's analysis on translational NCS is as follows: *The largest off-origin peak in the Patterson function is 7.34% of the height of the origin peak. No significant pseudotranslation is detected.*

¹Intensities estimated from amplitudes.

²Theoretical values of $\langle |L| \rangle$, $\langle L^2 \rangle$ for acentric reflections are 0.5, 0.333 respectively for untwinned datasets, and 0.375, 0.2 for perfectly twinned datasets.

5 Model quality [i](#)

5.1 Standard geometry [i](#)

Bond lengths and bond angles in the following residue types are not validated in this section: SO4

The Z score for a bond length (or angle) is the number of standard deviations the observed value is removed from the expected value. A bond length (or angle) with $|Z| > 5$ is considered an outlier worth inspection. RMSZ is the root-mean-square of all Z scores of the bond lengths (or angles).

Mol	Chain	Bond lengths		Bond angles	
		RMSZ	# Z >5	RMSZ	# Z >5
1	A	0.40	0/1589	0.55	0/2155
1	B	0.50	0/1521	0.61	0/2063
1	C	0.38	0/1604	0.54	0/2176
1	D	0.50	0/1543	0.61	0/2093
1	E	0.35	0/1548	0.52	0/2099
1	F	0.40	0/1521	0.57	0/2063
1	G	0.34	0/1544	0.52	0/2092
1	H	0.38	0/1532	0.55	0/2078
1	I	0.38	0/1551	0.55	0/2102
1	J	0.37	0/1521	0.56	0/2063
1	K	0.36	0/1551	0.53	0/2102
1	L	0.41	0/1535	0.57	0/2081
All	All	0.40	0/18560	0.56	0/25167

There are no bond length outliers.

There are no bond angle outliers.

There are no chirality outliers.

There are no planarity outliers.

5.2 Too-close contacts [i](#)

In the following table, the Non-H and H(model) columns list the number of non-hydrogen atoms and hydrogen atoms in the chain respectively. The H(added) column lists the number of hydrogen atoms added and optimized by MolProbity. The Clashes column lists the number of clashes within the asymmetric unit, whereas Symm-Clashes lists symmetry-related clashes.

Mol	Chain	Non-H	H(model)	H(added)	Clashes	Symm-Clashes
1	A	1561	0	1581	87	0

Continued on next page...

Continued from previous page...

Mol	Chain	Non-H	H(model)	H(added)	Clashes	Symm-Clashes
1	B	1495	0	1517	97	0
1	C	1576	0	1596	89	0
1	D	1515	0	1531	93	0
1	E	1522	0	1544	82	0
1	F	1495	0	1517	100	0
1	G	1518	0	1542	83	0
1	H	1505	0	1524	102	0
1	I	1525	0	1551	144	0
1	J	1495	0	1517	104	0
1	K	1525	0	1551	84	0
1	L	1509	0	1535	97	0
2	A	10	0	0	3	0
2	B	5	0	0	0	0
2	C	10	0	0	2	0
2	D	5	0	0	0	0
2	E	5	0	0	2	0
2	G	5	0	0	1	0
2	H	5	0	0	0	0
2	I	5	0	0	0	0
2	K	5	0	0	2	0
2	L	5	0	0	0	0
All	All	18301	0	18506	1060	0

The all-atom clashscore is defined as the number of clashes found per 1000 atoms (including hydrogen atoms). The all-atom clashscore for this structure is 29.

All (1060) close contacts within the same asymmetric unit are listed below, sorted by their clash magnitude.

Atom-1	Atom-2	Interatomic distance (Å)	Clash overlap (Å)
1:I:35:ARG:NH2	1:I:145:LEU:HD11	1.46	1.27
1:H:171:GLY:HA3	1:H:188:THR:O	1.60	1.01
1:F:23:PHE:HE1	1:F:128:ILE:HG12	1.28	0.97
1:I:34:GLN:HB3	1:I:139:VAL:HG21	1.43	0.97
1:A:82:GLN:HB2	1:D:196:MET:HE3	1.46	0.96
1:B:63:LYS:HE2	1:H:63:LYS:HE2	1.49	0.95
1:L:171:GLY:HA3	1:L:188:THR:O	1.69	0.93
1:I:35:ARG:HE	1:I:88:ILE:HD12	1.31	0.93
1:D:23:PHE:HE1	1:D:128:ILE:HG12	1.35	0.92
1:J:16:SER:HB2	1:J:109:THR:HG21	1.52	0.90
1:H:16:SER:HB2	1:H:109:THR:HG21	1.53	0.90
1:J:23:PHE:HE1	1:J:128:ILE:HG12	1.36	0.90

Continued on next page...

Continued from previous page...

Atom-1	Atom-2	Interatomic distance (Å)	Clash overlap (Å)
1:F:16:SER:HB2	1:F:109:THR:HG21	1.54	0.90
1:H:23:PHE:HE1	1:H:128:ILE:HG12	1.38	0.89
1:B:23:PHE:HE1	1:B:128:ILE:HG12	1.35	0.89
1:I:35:ARG:NH2	1:I:145:LEU:CD1	2.36	0.89
1:L:16:SER:HB2	1:L:109:THR:HG21	1.54	0.88
1:D:16:SER:HB2	1:D:109:THR:HG21	1.55	0.88
1:L:23:PHE:HE1	1:L:128:ILE:HG12	1.38	0.88
1:K:32:LEU:HD22	1:K:37:ILE:HG21	1.55	0.87
1:A:32:LEU:HD22	1:A:37:ILE:HG21	1.57	0.87
1:I:144:LEU:HD23	1:J:129:ARG:HH21	1.39	0.87
1:I:35:ARG:CZ	1:I:98:GLU:OE2	2.23	0.87
1:B:16:SER:HB2	1:B:109:THR:HG21	1.55	0.86
1:C:32:LEU:HD22	1:C:37:ILE:HG21	1.58	0.85
1:D:122:LYS:HD3	1:K:41:GLU:HG3	1.57	0.84
1:E:32:LEU:HD22	1:E:37:ILE:HG21	1.57	0.84
1:J:90:ASN:HB3	1:J:93:SER:HB3	1.60	0.84
1:G:32:LEU:HD22	1:G:37:ILE:HG21	1.58	0.83
1:L:90:ASN:HB3	1:L:93:SER:HB3	1.60	0.83
1:B:90:ASN:HB3	1:B:93:SER:HB3	1.60	0.83
1:I:35:ARG:HG2	1:I:35:ARG:HH11	1.44	0.83
1:D:173:GLN:HB2	1:D:187:THR:HG22	1.60	0.83
1:I:35:ARG:HH22	1:I:145:LEU:HD11	1.43	0.83
1:B:200:LYS:HB3	1:B:202:PRO:HD3	1.61	0.83
1:D:90:ASN:HB3	1:D:93:SER:HB3	1.59	0.83
1:I:138:THR:HA	1:I:141:PHE:CE1	2.14	0.82
1:I:144:LEU:CD2	1:J:129:ARG:HH21	1.93	0.82
1:B:196:MET:HE3	1:C:82:GLN:HB2	1.61	0.82
1:B:173:GLN:HB2	1:B:187:THR:HG22	1.60	0.81
1:L:48:LYS:HG2	1:L:49:TYR:CD1	2.15	0.81
1:F:90:ASN:HB3	1:F:93:SER:HB3	1.61	0.81
1:D:200:LYS:HB3	1:D:202:PRO:HD3	1.62	0.80
1:D:171:GLY:HA3	1:D:188:THR:O	1.81	0.80
1:I:35:ARG:NH1	1:I:35:ARG:HB3	1.96	0.80
1:F:23:PHE:CE1	1:F:128:ILE:HG12	2.16	0.80
1:J:173:GLN:HB2	1:J:187:THR:HG22	1.64	0.80
1:I:38:TYR:HB3	1:I:39:PRO:CD	2.12	0.80
1:J:200:LYS:HB3	1:J:202:PRO:HD3	1.64	0.80
1:E:172:PRO:HB2	1:E:174:PHE:CE1	2.17	0.79
1:F:173:GLN:HB2	1:F:187:THR:HG22	1.65	0.79
1:H:75:TRP:CH2	1:H:190:ILE:HD11	2.17	0.79
1:I:124:ILE:HD13	1:I:188:THR:HG22	1.63	0.79

Continued on next page...

Continued from previous page...

Atom-1	Atom-2	Interatomic distance (Å)	Clash overlap (Å)
1:A:124:ILE:HD13	1:A:188:THR:HG22	1.61	0.79
1:B:48:LYS:HG2	1:B:49:TYR:CD1	2.17	0.79
1:H:91:ILE:HD13	1:H:150:SER:HB3	1.64	0.79
1:H:200:LYS:HB3	1:H:202:PRO:HD3	1.63	0.79
1:I:35:ARG:CZ	1:I:98:GLU:CD	2.51	0.79
1:J:91:ILE:HD13	1:J:150:SER:HB3	1.63	0.79
1:C:124:ILE:HD13	1:C:188:THR:HG22	1.64	0.79
1:A:26:PHE:CE1	1:A:48:LYS:HG2	2.18	0.79
1:D:48:LYS:HG2	1:D:49:TYR:CD1	2.18	0.79
1:I:133:ARG:HD3	1:J:34:GLN:HA	1.65	0.79
1:G:124:ILE:HD13	1:G:188:THR:HG22	1.65	0.79
1:B:171:GLY:HA3	1:B:188:THR:O	1.83	0.78
1:E:65:LEU:O	1:E:69:VAL:HG23	1.83	0.78
1:H:90:ASN:HB3	1:H:93:SER:HB3	1.63	0.78
1:L:91:ILE:HD13	1:L:150:SER:HB3	1.65	0.78
1:C:49:TYR:O	1:C:129:ARG:HD3	1.84	0.78
1:I:133:ARG:CD	1:J:34:GLN:HA	2.14	0.78
1:E:26:PHE:CE1	1:E:48:LYS:HG2	2.19	0.78
1:E:49:TYR:O	1:E:129:ARG:HD3	1.83	0.77
1:F:91:ILE:HD13	1:F:150:SER:HB3	1.67	0.77
1:K:124:ILE:HD13	1:K:188:THR:HG22	1.66	0.77
1:G:26:PHE:CE1	1:G:48:LYS:HG2	2.19	0.77
1:B:46:VAL:HA	1:H:46:VAL:HA	1.66	0.77
1:I:34:GLN:CB	1:I:139:VAL:HG21	2.13	0.77
1:C:10:SER:HA	1:C:117:ARG:O	1.85	0.76
1:G:37:ILE:HD11	1:G:88:ILE:HD13	1.67	0.76
1:K:172:PRO:HB2	1:K:174:PHE:CE1	2.21	0.76
1:L:75:TRP:CH2	1:L:190:ILE:HD11	2.19	0.76
1:E:124:ILE:HD13	1:E:188:THR:HG22	1.67	0.76
1:G:170:SER:O	1:J:198:ALA:HB3	1.84	0.76
1:H:48:LYS:HG2	1:H:49:TYR:CD1	2.20	0.76
1:K:26:PHE:CE1	1:K:48:LYS:HG2	2.21	0.76
1:A:56:THR:HG21	1:A:61:LEU:HD23	1.68	0.76
1:A:72:LEU:HD11	1:A:155:ILE:HD11	1.68	0.76
1:A:37:ILE:HD11	1:A:88:ILE:HD13	1.68	0.76
1:C:26:PHE:CE1	1:C:48:LYS:HG2	2.19	0.75
1:E:56:THR:HG21	1:E:61:LEU:HD23	1.69	0.75
1:K:56:THR:HG21	1:K:61:LEU:HD23	1.66	0.75
1:I:51:LEU:HD22	1:J:40:SER:OG	1.86	0.75
1:J:171:GLY:HA3	1:J:188:THR:O	1.86	0.75
1:B:75:TRP:CH2	1:B:190:ILE:HD11	2.21	0.75

Continued on next page...

Continued from previous page...

Atom-1	Atom-2	Interatomic distance (Å)	Clash overlap (Å)
1:J:48:LYS:HG2	1:J:49:TYR:CD1	2.20	0.75
1:J:75:TRP:CH2	1:J:190:ILE:HD11	2.20	0.75
1:A:10:SER:HA	1:A:117:ARG:O	1.87	0.75
1:I:10:SER:HA	1:I:117:ARG:O	1.87	0.75
1:K:49:TYR:O	1:K:129:ARG:HD3	1.87	0.75
1:I:49:TYR:O	1:I:129:ARG:HD3	1.86	0.74
1:F:171:GLY:HA3	1:F:188:THR:O	1.87	0.74
1:A:129:ARG:NH2	2:A:207:SO4:O3	2.21	0.74
1:A:49:TYR:O	1:A:129:ARG:HD3	1.87	0.74
1:C:41:GLU:HG3	1:L:122:LYS:HD3	1.68	0.74
1:D:75:TRP:CH2	1:D:190:ILE:HD11	2.23	0.74
1:E:26:PHE:HE1	1:E:48:LYS:HG2	1.53	0.74
1:I:35:ARG:NE	1:I:98:GLU:OE2	2.21	0.74
1:D:91:ILE:HD13	1:D:150:SER:HB3	1.69	0.74
1:L:62:ILE:O	1:L:66:ASN:HB2	1.88	0.73
1:D:33:TYR:HB2	1:D:43:PHE:CE2	2.23	0.73
1:G:49:TYR:O	1:G:129:ARG:HD3	1.85	0.73
1:L:75:TRP:CD1	1:L:161:LEU:HD21	2.22	0.73
1:G:56:THR:HG21	1:G:61:LEU:HD23	1.69	0.73
1:A:82:GLN:CB	1:D:196:MET:HE3	2.18	0.73
1:G:26:PHE:HE1	1:G:48:LYS:HG2	1.54	0.73
1:I:140:THR:HB	1:J:52:THR:O	1.89	0.73
1:F:75:TRP:CH2	1:F:190:ILE:HD11	2.23	0.73
1:G:65:LEU:O	1:G:69:VAL:HG23	1.89	0.73
1:C:37:ILE:HD11	1:C:88:ILE:HD13	1.71	0.73
1:C:72:LEU:HD11	1:C:155:ILE:HD11	1.69	0.73
1:G:72:LEU:HD11	1:G:155:ILE:HD11	1.71	0.73
1:G:10:SER:HA	1:G:117:ARG:O	1.88	0.72
1:I:26:PHE:CE1	1:I:48:LYS:HG2	2.24	0.72
1:I:136:THR:O	1:I:139:VAL:HG12	1.89	0.72
1:K:10:SER:HA	1:K:117:ARG:O	1.88	0.72
1:C:38:TYR:CE1	1:C:61:LEU:HD22	2.24	0.72
1:B:33:TYR:HB2	1:B:43:PHE:CE2	2.25	0.72
1:G:154:LEU:HD22	1:J:199:TYR:O	1.89	0.72
1:J:23:PHE:CE1	1:J:128:ILE:HG12	2.24	0.72
1:I:65:LEU:O	1:I:69:VAL:HG23	1.89	0.72
1:E:37:ILE:HD11	1:E:88:ILE:HD13	1.71	0.72
1:H:201:ILE:HG22	1:H:201:ILE:O	1.90	0.72
1:I:35:ARG:HH11	1:I:35:ARG:CG	2.02	0.72
1:D:201:ILE:HG22	1:D:201:ILE:O	1.89	0.71
1:E:72:LEU:HD11	1:E:155:ILE:HD11	1.71	0.71

Continued on next page...

Continued from previous page...

Atom-1	Atom-2	Interatomic distance (Å)	Clash overlap (Å)
1:H:198:ALA:HB3	1:I:170:SER:O	1.91	0.71
1:I:35:ARG:HH21	1:I:145:LEU:HD11	1.52	0.71
1:J:62:ILE:O	1:J:66:ASN:HB2	1.90	0.71
1:K:65:LEU:O	1:K:69:VAL:HG23	1.91	0.71
1:F:47:GLN:HB3	1:I:146:GLU:C	2.11	0.71
1:G:38:TYR:CE1	1:G:61:LEU:HD22	2.25	0.71
1:A:26:PHE:HE1	1:A:48:LYS:HG2	1.55	0.71
1:B:201:ILE:HG22	1:B:201:ILE:O	1.90	0.71
1:F:120:SER:HB2	1:I:58:ASP:CG	2.11	0.71
1:H:201:ILE:HD11	1:I:167:TRP:CZ3	2.25	0.71
1:I:134:GLN:O	1:I:138:THR:HG23	1.91	0.71
1:H:201:ILE:HG12	1:I:167:TRP:CZ3	2.25	0.71
1:F:47:GLN:HG3	1:F:47:GLN:O	1.91	0.71
1:I:72:LEU:HD11	1:I:155:ILE:HD11	1.73	0.71
1:C:26:PHE:HE1	1:C:48:LYS:HG2	1.54	0.71
1:E:38:TYR:CE1	1:E:61:LEU:HD22	2.26	0.70
1:I:35:ARG:CZ	1:I:35:ARG:HB3	2.21	0.70
1:K:72:LEU:HD11	1:K:155:ILE:HD11	1.73	0.70
1:A:59:LEU:HD21	1:E:55:VAL:HG21	1.72	0.70
1:F:62:ILE:O	1:F:66:ASN:HB2	1.91	0.70
1:C:58:ASP:O	1:C:62:ILE:HG13	1.92	0.70
1:J:201:ILE:O	1:J:201:ILE:HG22	1.90	0.70
1:B:63:LYS:CE	1:H:63:LYS:HE2	2.20	0.70
1:C:33:TYR:CE1	1:C:54:LEU:HD22	2.27	0.70
1:D:62:ILE:O	1:D:66:ASN:HB2	1.91	0.70
1:K:26:PHE:HE1	1:K:48:LYS:HG2	1.56	0.70
1:L:23:PHE:CE1	1:L:128:ILE:HG12	2.26	0.70
1:F:47:GLN:NE2	1:I:38:TYR:HE2	1.90	0.70
1:F:147:VAL:HG23	1:F:148:SER:O	1.92	0.70
1:D:42:THR:HB	1:D:43:PHE:CD1	2.27	0.69
1:J:147:VAL:HG23	1:J:148:SER:O	1.92	0.69
1:C:65:LEU:O	1:C:69:VAL:HG23	1.92	0.69
1:B:62:ILE:O	1:B:66:ASN:HB2	1.92	0.69
1:B:147:VAL:HG23	1:B:148:SER:O	1.91	0.69
1:J:33:TYR:HB2	1:J:43:PHE:CE2	2.27	0.69
1:D:23:PHE:CE1	1:D:128:ILE:HG12	2.23	0.69
1:G:170:SER:N	1:J:198:ALA:O	2.23	0.69
1:I:144:LEU:CD2	1:J:129:ARG:NH2	2.55	0.69
1:F:42:THR:HB	1:F:43:PHE:CD1	2.28	0.68
1:H:201:ILE:HG12	1:I:167:TRP:CE3	2.28	0.68
1:H:62:ILE:O	1:H:66:ASN:HB2	1.92	0.68

Continued on next page...

Continued from previous page...

Atom-1	Atom-2	Interatomic distance (Å)	Clash overlap (Å)
1:I:56:THR:HG21	1:I:61:LEU:HD23	1.73	0.68
1:D:147:VAL:HG23	1:D:148:SER:O	1.94	0.68
1:I:34:GLN:HG2	1:J:45:ARG:HH22	1.57	0.68
1:K:37:ILE:HD11	1:K:88:ILE:HD13	1.73	0.68
1:K:38:TYR:CE1	1:K:61:LEU:HD22	2.29	0.68
1:B:23:PHE:CE1	1:B:128:ILE:HG12	2.23	0.68
1:H:42:THR:HB	1:H:43:PHE:CD1	2.29	0.68
1:C:56:THR:HG21	1:C:61:LEU:HD23	1.74	0.68
1:E:31:ILE:O	1:E:35:ARG:HG2	1.94	0.68
1:H:147:VAL:HG23	1:H:148:SER:O	1.94	0.68
1:B:48:LYS:HG2	1:B:49:TYR:CE1	2.29	0.67
1:B:63:LYS:HE2	1:H:63:LYS:CE	2.23	0.67
1:L:48:LYS:HG2	1:L:49:TYR:CE1	2.28	0.67
1:I:34:GLN:OE1	1:I:136:THR:HG23	1.93	0.67
1:D:42:THR:HB	1:D:43:PHE:HD1	1.58	0.67
1:I:133:ARG:HD3	1:J:33:TYR:O	1.93	0.67
1:I:172:PRO:HB2	1:I:174:PHE:CE1	2.29	0.67
1:F:49:TYR:CE2	1:F:124:ILE:HG21	2.29	0.67
1:H:74:ASP:O	1:H:77:TYR:HD2	1.77	0.67
1:H:168:GLU:HB2	1:H:170:SER:O	1.95	0.67
1:D:63:LYS:HG3	1:L:59:LEU:HD21	1.74	0.67
1:K:83:LYS:HB2	1:K:156:TYR:HB2	1.76	0.67
1:L:74:ASP:O	1:L:77:TYR:HD2	1.78	0.67
1:E:141:PHE:HA	1:F:129:ARG:HG2	1.76	0.67
1:F:42:THR:HB	1:F:43:PHE:HD1	1.59	0.67
1:G:31:ILE:O	1:G:35:ARG:HG2	1.95	0.67
1:L:42:THR:HB	1:L:43:PHE:CD1	2.29	0.67
1:L:147:VAL:HG23	1:L:148:SER:O	1.94	0.67
1:B:91:ILE:HD13	1:B:150:SER:HB3	1.76	0.66
1:H:33:TYR:HB2	1:H:43:PHE:CE2	2.29	0.66
1:I:34:GLN:HG2	1:J:45:ARG:NH2	2.10	0.66
1:A:129:ARG:NH1	2:A:207:SO4:O2	2.29	0.66
1:B:42:THR:HB	1:B:43:PHE:CD1	2.31	0.66
1:D:122:LYS:HA	1:K:41:GLU:HB2	1.76	0.66
1:K:31:ILE:O	1:K:35:ARG:HG2	1.96	0.66
1:I:144:LEU:HD23	1:J:129:ARG:NH2	2.10	0.66
1:G:167:TRP:CZ3	1:J:201:ILE:HD11	2.30	0.66
1:I:58:ASP:O	1:I:62:ILE:HG13	1.95	0.66
1:J:130:SER:O	1:J:134:GLN:HG3	1.96	0.66
1:F:26:PHE:HE1	1:F:49:TYR:HE1	1.44	0.66
1:F:74:ASP:O	1:F:77:TYR:HD2	1.78	0.66

Continued on next page...

Continued from previous page...

Atom-1	Atom-2	Interatomic distance (Å)	Clash overlap (Å)
1:L:42:THR:HB	1:L:43:PHE:HD1	1.61	0.66
1:D:48:LYS:HG2	1:D:49:TYR:CE1	2.31	0.66
1:E:83:LYS:HB2	1:E:156:TYR:HB2	1.77	0.66
1:H:146:GLU:HA	1:H:182:ARG:NH2	2.11	0.66
1:H:201:ILE:CD1	1:I:167:TRP:CZ3	2.78	0.66
1:K:58:ASP:O	1:K:62:ILE:HG13	1.96	0.66
1:H:42:THR:HB	1:H:43:PHE:HD1	1.60	0.66
1:I:26:PHE:HE1	1:I:48:LYS:HG2	1.60	0.66
1:B:74:ASP:O	1:B:77:TYR:HD2	1.79	0.66
1:F:130:SER:O	1:F:134:GLN:HG3	1.95	0.66
1:A:65:LEU:O	1:A:69:VAL:HG23	1.96	0.65
1:E:172:PRO:CB	1:E:174:PHE:CE1	2.79	0.65
1:A:38:TYR:CE1	1:A:61:LEU:HD22	2.30	0.65
1:I:141:PHE:O	1:J:129:ARG:HD3	1.96	0.65
1:J:146:GLU:HA	1:J:182:ARG:NH2	2.12	0.65
1:C:172:PRO:HB2	1:C:174:PHE:CE1	2.31	0.65
1:G:172:PRO:HB2	1:G:174:PHE:CE1	2.31	0.65
1:J:42:THR:HB	1:J:43:PHE:CD1	2.32	0.65
1:B:130:SER:O	1:B:134:GLN:HG3	1.97	0.65
1:L:146:GLU:HA	1:L:182:ARG:NH2	2.11	0.65
1:B:146:GLU:HA	1:B:182:ARG:NH2	2.12	0.65
1:G:58:ASP:O	1:G:62:ILE:HG13	1.95	0.65
1:E:58:ASP:O	1:E:62:ILE:HG13	1.97	0.65
1:H:23:PHE:CE1	1:H:128:ILE:HG12	2.26	0.65
1:B:42:THR:HB	1:B:43:PHE:HD1	1.62	0.64
1:F:33:TYR:HB2	1:F:43:PHE:CE2	2.32	0.64
1:H:48:LYS:HG2	1:H:49:TYR:CE1	2.32	0.64
1:B:63:LYS:NZ	1:H:63:LYS:CE	2.60	0.64
1:K:33:TYR:CE1	1:K:54:LEU:HD22	2.32	0.64
1:L:33:TYR:HB2	1:L:43:PHE:CE2	2.32	0.64
1:B:63:LYS:CE	1:H:63:LYS:CE	2.75	0.64
1:H:130:SER:O	1:H:134:GLN:HG3	1.97	0.64
1:D:74:ASP:O	1:D:77:TYR:HD2	1.79	0.64
1:D:130:SER:O	1:D:134:GLN:HG3	1.97	0.64
1:L:168:GLU:HB2	1:L:170:SER:O	1.96	0.64
1:A:83:LYS:HB2	1:A:156:TYR:HB2	1.80	0.64
1:D:46:VAL:HA	1:L:46:VAL:HA	1.80	0.64
1:L:130:SER:O	1:L:134:GLN:HG3	1.98	0.64
1:H:163:VAL:HG22	1:H:190:ILE:HD12	1.79	0.64
1:I:83:LYS:HB2	1:I:156:TYR:HB2	1.79	0.64
1:A:172:PRO:HB2	1:A:174:PHE:CE1	2.32	0.64

Continued on next page...

Continued from previous page...

Atom-1	Atom-2	Interatomic distance (Å)	Clash overlap (Å)
1:F:146:GLU:HA	1:F:182:ARG:NH2	2.12	0.64
1:I:36:GLY:O	1:I:37:ILE:HG22	1.97	0.64
1:J:42:THR:HB	1:J:43:PHE:HD1	1.63	0.63
1:F:168:GLU:O	1:F:169:GLU:HB3	1.98	0.63
1:J:74:ASP:O	1:J:77:TYR:HD2	1.79	0.63
1:C:31:ILE:O	1:C:35:ARG:HG2	1.99	0.63
1:A:129:ARG:HH12	1:A:133:ARG:NH2	1.97	0.63
1:A:33:TYR:CE1	1:A:54:LEU:HD22	2.34	0.63
1:A:58:ASP:O	1:A:62:ILE:HG13	1.97	0.63
1:G:83:LYS:HB2	1:G:156:TYR:HB2	1.81	0.62
1:I:35:ARG:NH2	1:I:98:GLU:CD	2.52	0.62
1:J:168:GLU:O	1:J:169:GLU:HB3	1.98	0.62
1:E:33:TYR:CE1	1:E:54:LEU:HD22	2.34	0.62
1:I:34:GLN:HB3	1:I:139:VAL:CG2	2.27	0.62
1:C:72:LEU:HD11	1:C:155:ILE:CD1	2.29	0.62
1:C:129:ARG:NH2	2:C:206:SO4:O4	2.30	0.62
1:D:146:GLU:HA	1:D:182:ARG:NH2	2.14	0.62
1:I:33:TYR:CE1	1:I:54:LEU:HD22	2.33	0.62
1:I:51:LEU:HD21	1:I:129:ARG:HG2	1.82	0.62
1:J:48:LYS:HG2	1:J:49:TYR:CE1	2.34	0.62
1:K:30:SER:O	1:K:34:GLN:HG3	1.99	0.62
1:L:163:VAL:HG22	1:L:190:ILE:HD12	1.80	0.62
1:I:85:VAL:HB	1:I:154:LEU:HB2	1.82	0.62
1:A:72:LEU:HD11	1:A:155:ILE:CD1	2.30	0.61
1:B:63:LYS:CE	1:H:63:LYS:NZ	2.63	0.61
1:G:51:LEU:HD21	1:G:129:ARG:HG2	1.82	0.61
1:C:33:TYR:CZ	1:C:54:LEU:HD22	2.35	0.61
1:A:31:ILE:O	1:A:35:ARG:HG2	2.00	0.61
1:C:83:LYS:HB2	1:C:156:TYR:HB2	1.83	0.61
1:H:168:GLU:O	1:H:169:GLU:HB3	2.01	0.61
1:E:51:LEU:HD21	1:E:129:ARG:HG2	1.83	0.61
1:L:168:GLU:O	1:L:169:GLU:HB3	2.00	0.61
1:E:33:TYR:CD2	1:E:54:LEU:HD13	2.35	0.60
1:K:172:PRO:CB	1:K:174:PHE:CE1	2.83	0.60
1:I:35:ARG:NE	1:I:88:ILE:HD12	2.10	0.60
1:A:85:VAL:HB	1:A:154:LEU:HB2	1.84	0.60
1:F:46:VAL:HA	1:I:146:GLU:HB2	1.81	0.60
1:G:33:TYR:CE1	1:G:54:LEU:HD22	2.35	0.60
1:L:14:ARG:HA	1:L:105:GLU:HB3	1.84	0.60
1:C:85:VAL:HB	1:C:154:LEU:HB2	1.84	0.60
1:G:129:ARG:HH12	1:G:133:ARG:NH2	2.00	0.60

Continued on next page...

Continued from previous page...

Atom-1	Atom-2	Interatomic distance (Å)	Clash overlap (Å)
1:G:133:ARG:HD3	1:H:33:TYR:O	2.02	0.60
1:L:14:ARG:HB3	1:L:105:GLU:HG2	1.83	0.59
1:I:35:ARG:NH1	1:I:35:ARG:CB	2.64	0.59
1:G:129:ARG:NH1	1:G:133:ARG:NH2	2.51	0.59
1:A:100:TRP:CD2	1:A:197:VAL:HG23	2.37	0.59
1:C:129:ARG:HH12	1:C:133:ARG:NH2	2.00	0.59
1:A:30:SER:O	1:A:34:GLN:HG3	2.03	0.59
1:K:51:LEU:HD21	1:K:129:ARG:HG2	1.85	0.59
1:H:201:ILE:CG1	1:I:167:TRP:CZ3	2.85	0.58
1:I:72:LEU:HD11	1:I:155:ILE:CD1	2.33	0.58
1:I:133:ARG:HD3	1:J:34:GLN:CA	2.33	0.58
1:H:64:TYR:HE1	1:H:172:PRO:O	1.87	0.58
1:A:59:LEU:HD22	1:E:44:THR:HG22	1.85	0.58
1:A:129:ARG:NH1	1:A:133:ARG:NH2	2.51	0.58
1:B:43:PHE:HD1	1:B:43:PHE:N	2.01	0.58
1:C:33:TYR:CD2	1:C:54:LEU:HD13	2.38	0.58
1:B:159:LYS:O	1:B:159:LYS:HG3	2.02	0.58
1:A:59:LEU:HD22	1:E:44:THR:CG2	2.33	0.58
1:G:72:LEU:HD11	1:G:155:ILE:CD1	2.33	0.58
1:D:159:LYS:O	1:D:159:LYS:HG3	2.02	0.58
1:G:42:THR:HB	1:G:43:PHE:CD1	2.39	0.58
1:G:33:TYR:CD2	1:G:54:LEU:HD13	2.39	0.58
1:K:33:TYR:CZ	1:K:54:LEU:HD22	2.38	0.58
1:D:168:GLU:O	1:D:169:GLU:HB3	2.03	0.58
1:G:30:SER:O	1:G:34:GLN:HG3	2.04	0.58
1:G:91:ILE:HD13	1:G:150:SER:OG	2.04	0.58
1:I:38:TYR:HB3	1:I:39:PRO:HD2	1.85	0.58
1:B:196:MET:HE3	1:C:82:GLN:CB	2.33	0.58
1:B:200:LYS:HE3	1:C:170:SER:OG	2.03	0.58
1:E:72:LEU:HD11	1:E:155:ILE:CD1	2.33	0.58
1:C:91:ILE:HD13	1:C:150:SER:OG	2.04	0.57
1:L:162:VAL:HG23	1:L:162:VAL:O	2.04	0.57
1:I:91:ILE:HD13	1:I:150:SER:OG	2.03	0.57
1:A:91:ILE:HD13	1:A:150:SER:OG	2.03	0.57
1:E:91:ILE:HD13	1:E:150:SER:OG	2.04	0.57
1:E:133:ARG:HD3	1:F:33:TYR:O	2.04	0.57
1:F:14:ARG:HA	1:F:105:GLU:HB3	1.85	0.57
1:B:168:GLU:O	1:B:169:GLU:HB3	2.03	0.57
1:K:72:LEU:HD11	1:K:155:ILE:CD1	2.34	0.57
1:A:33:TYR:CD2	1:A:54:LEU:HD13	2.39	0.57
1:B:14:ARG:HA	1:B:105:GLU:HB3	1.85	0.57

Continued on next page...

Continued from previous page...

Atom-1	Atom-2	Interatomic distance (Å)	Clash overlap (Å)
1:F:159:LYS:O	1:F:159:LYS:HG3	2.04	0.57
1:K:91:ILE:HD13	1:K:150:SER:OG	2.05	0.57
1:C:30:SER:O	1:C:34:GLN:HG3	2.05	0.56
1:E:172:PRO:HB3	1:E:174:PHE:CZ	2.40	0.56
1:F:49:TYR:CE1	1:F:128:ILE:HD11	2.40	0.56
1:J:159:LYS:HG3	1:J:159:LYS:O	2.03	0.56
1:H:31:ILE:HD13	1:H:100:TRP:CD2	2.40	0.56
1:K:33:TYR:CD2	1:K:54:LEU:HD13	2.39	0.56
1:B:63:LYS:HZ3	1:H:63:LYS:CE	2.19	0.56
1:B:165:GLU:H	1:B:165:GLU:CD	2.09	0.56
1:D:91:ILE:CD1	1:D:150:SER:HB3	2.34	0.56
1:F:16:SER:O	1:F:19:ILE:HG22	2.04	0.56
1:F:88:ILE:HG12	1:F:151:PHE:CE1	2.40	0.56
1:F:165:GLU:CD	1:F:165:GLU:H	2.07	0.56
1:H:14:ARG:HA	1:H:105:GLU:HB3	1.88	0.56
1:I:144:LEU:HD21	1:J:129:ARG:NH2	2.20	0.56
1:K:42:THR:HB	1:K:43:PHE:CD1	2.40	0.56
1:F:47:GLN:HB3	1:I:146:GLU:O	2.05	0.56
1:H:16:SER:O	1:H:19:ILE:HG22	2.05	0.56
1:L:43:PHE:HD1	1:L:43:PHE:N	2.04	0.56
1:A:42:THR:HB	1:A:43:PHE:CD1	2.40	0.56
1:K:129:ARG:HH12	1:K:133:ARG:NH2	2.03	0.56
1:B:43:PHE:CD1	1:B:43:PHE:N	2.72	0.56
1:C:129:ARG:NH1	1:C:133:ARG:NH2	2.54	0.56
1:D:14:ARG:HA	1:D:105:GLU:HB3	1.87	0.56
1:H:8:HIS:CG	1:H:9:GLY:H	2.24	0.56
1:I:129:ARG:NH1	1:I:133:ARG:NH2	2.54	0.56
1:D:179:GLU:CD	1:D:180:GLU:H	2.09	0.56
1:I:35:ARG:NH1	1:I:35:ARG:CG	2.64	0.56
1:H:43:PHE:HD1	1:H:43:PHE:N	2.04	0.56
1:K:129:ARG:NH1	1:K:133:ARG:NH2	2.53	0.56
1:D:43:PHE:HD1	1:D:43:PHE:N	2.04	0.56
1:E:129:ARG:HH12	1:E:133:ARG:NH2	2.04	0.56
1:G:85:VAL:HB	1:G:154:LEU:HB2	1.88	0.55
1:I:31:ILE:HD13	1:I:100:TRP:CD2	2.41	0.55
1:I:34:GLN:OE1	1:J:45:ARG:NH2	2.39	0.55
1:A:33:TYR:CZ	1:A:54:LEU:HD22	2.41	0.55
1:A:133:ARG:HD3	1:B:33:TYR:O	2.05	0.55
1:E:33:TYR:CZ	1:E:54:LEU:HD22	2.41	0.55
1:F:19:ILE:CG2	1:F:20:VAL:N	2.70	0.55
1:I:139:VAL:HG13	1:I:140:THR:N	2.20	0.55

Continued on next page...

Continued from previous page...

Atom-1	Atom-2	Interatomic distance (Å)	Clash overlap (Å)
1:A:51:LEU:HD21	1:A:129:ARG:HG2	1.87	0.55
1:A:91:ILE:HG22	1:A:148:SER:O	2.06	0.55
1:C:183:LEU:HB2	1:C:195:SER:O	2.07	0.55
1:D:90:ASN:CG	1:D:93:SER:HB2	2.27	0.55
1:I:172:PRO:CB	1:I:174:PHE:CE1	2.89	0.55
1:F:136:THR:O	1:F:139:VAL:HG13	2.07	0.55
1:C:31:ILE:HD13	1:C:100:TRP:CD2	2.42	0.55
1:H:173:GLN:HB2	1:H:187:THR:HG22	1.89	0.55
1:B:31:ILE:HD13	1:B:100:TRP:CD2	2.42	0.55
1:E:129:ARG:NH1	1:E:133:ARG:NH2	2.55	0.55
1:J:179:GLU:CD	1:J:180:GLU:H	2.10	0.55
1:I:40:SER:O	1:I:43:PHE:O	2.25	0.55
1:K:164:PRO:O	1:K:167:TRP:HD1	1.89	0.55
1:I:24:PHE:CE2	1:I:84:LEU:HG	2.43	0.55
1:K:85:VAL:HB	1:K:154:LEU:HB2	1.89	0.55
1:A:59:LEU:CD2	1:E:55:VAL:CG2	2.85	0.54
1:L:31:ILE:HD13	1:L:100:TRP:CD2	2.42	0.54
1:A:33:TYR:CE2	1:A:54:LEU:HD13	2.42	0.54
1:C:108:LYS:HD2	1:C:111:LYS:NZ	2.22	0.54
1:D:43:PHE:CD1	1:D:43:PHE:N	2.75	0.54
1:L:179:GLU:CD	1:L:180:GLU:H	2.11	0.54
1:A:164:PRO:O	1:A:167:TRP:HD1	1.91	0.54
1:E:164:PRO:O	1:E:167:TRP:HD1	1.91	0.54
1:F:31:ILE:HD13	1:F:100:TRP:CD2	2.43	0.54
1:A:108:LYS:HD2	1:A:111:LYS:NZ	2.22	0.54
1:E:33:TYR:CE2	1:E:54:LEU:HD13	2.43	0.54
1:J:31:ILE:HD13	1:J:100:TRP:CD2	2.43	0.54
1:E:85:VAL:HB	1:E:154:LEU:HB2	1.89	0.54
1:K:31:ILE:HD13	1:K:100:TRP:CD2	2.43	0.54
1:F:19:ILE:HG23	1:F:20:VAL:N	2.23	0.54
1:E:42:THR:HB	1:E:43:PHE:CD1	2.42	0.54
1:G:164:PRO:O	1:G:167:TRP:HD1	1.91	0.54
1:L:43:PHE:CD1	1:L:43:PHE:N	2.74	0.54
1:E:31:ILE:HD13	1:E:100:TRP:CD2	2.43	0.54
1:I:129:ARG:HH12	1:I:133:ARG:NH2	2.06	0.54
1:K:100:TRP:CD2	1:K:197:VAL:HG23	2.42	0.54
1:C:41:GLU:HB2	1:L:122:LYS:HA	1.89	0.54
1:C:164:PRO:O	1:C:167:TRP:HD1	1.90	0.54
1:G:167:TRP:HZ3	1:J:201:ILE:HD11	1.72	0.54
1:H:19:ILE:CG2	1:H:20:VAL:N	2.71	0.54
1:E:30:SER:O	1:E:34:GLN:HG3	2.08	0.53

Continued on next page...

Continued from previous page...

Atom-1	Atom-2	Interatomic distance (Å)	Clash overlap (Å)
1:H:43:PHE:CD1	1:H:43:PHE:N	2.74	0.53
1:A:59:LEU:HD21	1:E:55:VAL:CG2	2.39	0.53
1:B:179:GLU:CD	1:B:180:GLU:H	2.11	0.53
1:F:179:GLU:CD	1:F:180:GLU:H	2.11	0.53
1:G:33:TYR:CZ	1:G:54:LEU:HD22	2.43	0.53
1:I:164:PRO:O	1:I:167:TRP:HD1	1.92	0.53
1:C:28:ILE:HD13	1:C:153:LEU:HD21	1.90	0.53
1:A:183:LEU:HB2	1:A:195:SER:O	2.09	0.53
1:L:16:SER:O	1:L:19:ILE:HG22	2.09	0.53
1:L:90:ASN:CB	1:L:93:SER:HB3	2.37	0.53
1:D:165:GLU:CD	1:D:165:GLU:H	2.11	0.53
1:F:91:ILE:CD1	1:F:150:SER:HB3	2.39	0.53
1:G:51:LEU:HD21	1:G:129:ARG:CG	2.38	0.53
1:K:33:TYR:CE2	1:K:54:LEU:HD13	2.44	0.53
1:C:42:THR:HB	1:C:43:PHE:CD1	2.43	0.53
1:F:120:SER:CB	1:I:58:ASP:OD1	2.57	0.53
1:I:33:TYR:CZ	1:I:54:LEU:HD22	2.43	0.53
1:J:90:ASN:CB	1:J:93:SER:HB3	2.37	0.53
1:D:63:LYS:HE2	1:L:63:LYS:HE2	1.91	0.52
1:F:47:GLN:HE21	1:I:38:TYR:HE2	1.56	0.52
1:I:100:TRP:CD2	1:I:197:VAL:HG23	2.44	0.52
1:J:14:ARG:HA	1:J:105:GLU:HB3	1.91	0.52
1:G:31:ILE:HD13	1:G:100:TRP:CD2	2.44	0.52
1:G:64:TYR:CD1	1:G:64:TYR:C	2.83	0.52
1:L:19:ILE:CG2	1:L:20:VAL:N	2.72	0.52
1:B:90:ASN:CG	1:B:93:SER:HB2	2.30	0.52
1:C:100:TRP:CD2	1:C:197:VAL:HG23	2.44	0.52
1:I:34:GLN:CG	1:J:45:ARG:HH22	2.22	0.52
1:K:91:ILE:HG22	1:K:148:SER:O	2.10	0.52
1:L:175:ILE:HG22	1:L:176:THR:N	2.24	0.52
1:A:43:PHE:CD1	1:A:43:PHE:N	2.77	0.52
1:G:54:LEU:N	1:G:54:LEU:HD12	2.24	0.52
1:L:168:GLU:C	1:L:170:SER:H	2.13	0.52
1:A:172:PRO:CB	1:A:174:PHE:CE1	2.93	0.52
1:G:100:TRP:CD2	1:G:197:VAL:HG23	2.44	0.52
1:J:43:PHE:CD1	1:J:43:PHE:N	2.77	0.52
1:C:43:PHE:CD1	1:C:43:PHE:N	2.78	0.52
1:C:129:ARG:NH1	2:C:206:SO4:O1	2.40	0.52
1:F:43:PHE:CD1	1:F:43:PHE:N	2.77	0.52
1:K:64:TYR:CD1	1:K:64:TYR:C	2.83	0.52
1:C:33:TYR:CE2	1:C:54:LEU:HD13	2.44	0.52

Continued on next page...

Continued from previous page...

Atom-1	Atom-2	Interatomic distance (Å)	Clash overlap (Å)
1:G:49:TYR:HD2	1:G:125:GLN:HG3	1.75	0.52
1:I:24:PHE:CD2	1:I:84:LEU:HG	2.44	0.52
1:J:43:PHE:HD1	1:J:43:PHE:N	2.07	0.52
1:I:33:TYR:CD2	1:I:54:LEU:HD13	2.45	0.52
1:I:88:ILE:HB	1:I:98:GLU:HB3	1.92	0.52
1:K:88:ILE:HB	1:K:98:GLU:HB3	1.90	0.52
1:C:172:PRO:CB	1:C:174:PHE:CE1	2.93	0.51
1:E:141:PHE:HA	1:F:129:ARG:CG	2.40	0.51
1:G:91:ILE:HG22	1:G:148:SER:O	2.10	0.51
1:H:174:PHE:CE1	1:H:186:PHE:HB3	2.44	0.51
1:I:49:TYR:HD2	1:I:125:GLN:HG3	1.75	0.51
1:L:88:ILE:HG12	1:L:151:PHE:CE1	2.46	0.51
1:G:172:PRO:CB	1:G:174:PHE:CE1	2.92	0.51
1:J:19:ILE:CG2	1:J:20:VAL:N	2.73	0.51
1:C:88:ILE:HB	1:C:98:GLU:HB3	1.92	0.51
1:E:49:TYR:HD2	1:E:125:GLN:HG3	1.75	0.51
1:G:24:PHE:O	1:G:28:ILE:HG13	2.10	0.51
1:A:24:PHE:O	1:A:28:ILE:HG13	2.10	0.51
1:B:122:LYS:HD3	1:G:41:GLU:HG3	1.93	0.51
1:C:133:ARG:HD3	1:D:33:TYR:O	2.09	0.51
1:J:91:ILE:CD1	1:J:150:SER:HB3	2.36	0.51
1:L:197:VAL:HG11	1:L:199:TYR:OH	2.08	0.51
1:C:49:TYR:HD2	1:C:125:GLN:HG3	1.75	0.51
1:F:43:PHE:HD1	1:F:43:PHE:N	2.07	0.51
1:G:43:PHE:CD1	1:G:43:PHE:N	2.78	0.51
1:E:64:TYR:CD1	1:E:64:TYR:C	2.83	0.51
1:G:88:ILE:HB	1:G:98:GLU:HB3	1.93	0.51
1:H:179:GLU:CD	1:H:180:GLU:H	2.14	0.51
1:J:163:VAL:HG13	1:J:163:VAL:O	2.11	0.51
1:A:49:TYR:HD2	1:A:125:GLN:HG3	1.75	0.51
1:B:163:VAL:HG13	1:B:163:VAL:O	2.11	0.51
1:E:141:PHE:O	1:F:129:ARG:HD3	2.10	0.51
1:H:8:HIS:CG	1:H:9:GLY:N	2.79	0.51
1:H:168:GLU:C	1:H:170:SER:H	2.13	0.51
1:I:64:TYR:CD1	1:I:64:TYR:C	2.84	0.51
1:A:31:ILE:HD13	1:A:100:TRP:CD2	2.45	0.51
1:D:32:LEU:HD13	1:D:61:LEU:HD21	1.93	0.51
1:D:90:ASN:ND2	1:D:93:SER:HB2	2.25	0.51
1:I:51:LEU:CD2	1:J:40:SER:OG	2.58	0.51
1:I:139:VAL:HA	1:I:142:LEU:HD12	1.93	0.51
1:A:88:ILE:HB	1:A:98:GLU:HB3	1.93	0.51

Continued on next page...

Continued from previous page...

Atom-1	Atom-2	Interatomic distance (Å)	Clash overlap (Å)
1:A:64:TYR:CD1	1:A:64:TYR:C	2.85	0.51
1:C:78:LYS:O	1:C:79:CYS:HB2	2.09	0.51
1:E:100:TRP:CD2	1:E:197:VAL:HG23	2.46	0.51
1:K:49:TYR:HD2	1:K:125:GLN:HG3	1.76	0.51
1:K:172:PRO:HB3	1:K:174:PHE:CZ	2.46	0.51
1:E:88:ILE:HB	1:E:98:GLU:HB3	1.93	0.50
1:B:88:ILE:HG12	1:B:151:PHE:CE1	2.46	0.50
1:C:24:PHE:CE2	1:C:84:LEU:HG	2.46	0.50
1:C:91:ILE:HG22	1:C:148:SER:O	2.11	0.50
1:E:178:SER:O	1:E:201:ILE:HD11	2.11	0.50
1:K:51:LEU:HD21	1:K:129:ARG:CG	2.41	0.50
1:C:24:PHE:O	1:C:28:ILE:HG13	2.12	0.50
1:E:24:PHE:O	1:E:28:ILE:HG13	2.10	0.50
1:H:136:THR:O	1:H:139:VAL:HG13	2.12	0.50
1:L:75:TRP:CG	1:L:161:LEU:HD21	2.47	0.50
1:L:135:ILE:O	1:L:139:VAL:HG12	2.11	0.50
1:G:170:SER:O	1:J:198:ALA:CB	2.58	0.50
1:I:35:ARG:NH2	1:I:98:GLU:OE1	2.44	0.50
1:K:78:LYS:O	1:K:79:CYS:HB2	2.11	0.50
1:L:19:ILE:HG23	1:L:20:VAL:N	2.26	0.50
1:B:63:LYS:CE	1:H:63:LYS:HZ3	2.23	0.50
1:E:43:PHE:CD1	1:E:43:PHE:N	2.77	0.50
1:E:51:LEU:HD21	1:E:129:ARG:CG	2.42	0.50
1:K:43:PHE:CD1	1:K:43:PHE:N	2.80	0.50
1:L:197:VAL:CG1	1:L:199:TYR:CZ	2.94	0.50
1:B:155:ILE:HB	1:B:190:ILE:HG12	1.93	0.50
1:D:137:ALA:O	1:D:140:THR:HB	2.11	0.50
1:H:91:ILE:CD1	1:H:150:SER:HB3	2.37	0.50
1:L:75:TRP:CD1	1:L:161:LEU:HD11	2.46	0.50
1:C:27:GLY:O	1:C:31:ILE:HG13	2.12	0.50
1:D:90:ASN:CB	1:D:93:SER:HB3	2.35	0.50
1:F:174:PHE:CE1	1:F:186:PHE:HB3	2.47	0.50
1:I:164:PRO:HB2	1:I:167:TRP:HE1	1.76	0.50
1:K:164:PRO:HB2	1:K:167:TRP:HE1	1.77	0.50
1:G:78:LYS:O	1:G:79:CYS:HB2	2.12	0.50
1:H:173:GLN:CB	1:H:187:THR:HG22	2.41	0.50
1:K:32:LEU:HD22	1:K:37:ILE:CG2	2.36	0.50
1:D:47:GLN:HB2	1:D:51:LEU:O	2.12	0.50
1:F:16:SER:O	1:F:20:VAL:HG23	2.12	0.50
1:G:33:TYR:CE2	1:G:54:LEU:HD13	2.47	0.50
1:K:178:SER:O	1:K:201:ILE:HD11	2.12	0.50

Continued on next page...

Continued from previous page...

Atom-1	Atom-2	Interatomic distance (Å)	Clash overlap (Å)
1:B:201:ILE:HD11	1:C:167:TRP:CZ3	2.47	0.49
1:D:19:ILE:CG2	1:D:20:VAL:N	2.75	0.49
1:E:129:ARG:O	1:E:133:ARG:HB2	2.12	0.49
1:E:164:PRO:HB2	1:E:167:TRP:HE1	1.76	0.49
1:H:88:ILE:HG12	1:H:151:PHE:CE1	2.47	0.49
1:I:34:GLN:HB3	1:I:139:VAL:HG11	1.93	0.49
1:I:51:LEU:HD21	1:I:129:ARG:CG	2.41	0.49
1:E:24:PHE:CE2	1:E:84:LEU:HG	2.48	0.49
1:I:91:ILE:HG22	1:I:148:SER:O	2.12	0.49
1:J:88:ILE:HG12	1:J:151:PHE:CE1	2.46	0.49
1:J:174:PHE:CE1	1:J:186:PHE:HB3	2.46	0.49
1:C:51:LEU:HD21	1:C:129:ARG:HG2	1.93	0.49
1:G:183:LEU:HB2	1:G:195:SER:O	2.12	0.49
1:I:40:SER:O	1:I:43:PHE:N	2.45	0.49
1:A:24:PHE:CE2	1:A:84:LEU:HG	2.48	0.49
1:A:51:LEU:HD21	1:A:129:ARG:CG	2.42	0.49
1:B:174:PHE:CE1	1:B:186:PHE:HB3	2.48	0.49
1:I:24:PHE:O	1:I:28:ILE:HG13	2.13	0.49
1:C:32:LEU:HD22	1:C:37:ILE:CG2	2.38	0.49
1:H:19:ILE:HG23	1:H:20:VAL:N	2.27	0.49
1:B:16:SER:O	1:B:20:VAL:HG23	2.13	0.49
1:D:174:PHE:CE1	1:D:186:PHE:HB3	2.47	0.49
1:C:24:PHE:CD2	1:C:84:LEU:HG	2.47	0.49
1:C:64:TYR:CD1	1:C:64:TYR:C	2.86	0.49
1:D:16:SER:O	1:D:20:VAL:HG23	2.13	0.49
1:F:33:TYR:CD2	1:F:54:LEU:HD23	2.47	0.49
1:J:19:ILE:HG23	1:J:20:VAL:N	2.27	0.49
1:A:178:SER:O	1:A:201:ILE:HD11	2.13	0.49
1:E:91:ILE:HG22	1:E:148:SER:O	2.12	0.49
1:K:131:VAL:HG12	1:K:132:ILE:N	2.28	0.49
1:B:19:ILE:CG2	1:B:20:VAL:N	2.75	0.49
1:B:63:LYS:HZ3	1:H:63:LYS:HE3	1.78	0.49
1:D:122:LYS:CA	1:K:41:GLU:HB2	2.43	0.49
1:A:170:SER:OG	1:D:200:LYS:HE3	2.13	0.48
1:E:56:THR:CG2	1:E:61:LEU:HD23	2.42	0.48
1:G:24:PHE:CE2	1:G:84:LEU:HG	2.48	0.48
1:H:32:LEU:HD13	1:H:61:LEU:HD21	1.95	0.48
1:H:201:ILE:HD11	1:I:167:TRP:HZ3	1.74	0.48
1:B:90:ASN:CB	1:B:93:SER:HB3	2.37	0.48
1:C:38:TYR:CD1	1:C:61:LEU:HD22	2.48	0.48
1:E:183:LEU:HB2	1:E:195:SER:O	2.12	0.48

Continued on next page...

Continued from previous page...

Atom-1	Atom-2	Interatomic distance (Å)	Clash overlap (Å)
1:F:155:ILE:HB	1:F:190:ILE:HG12	1.94	0.48
1:I:142:LEU:O	1:I:143:PRO:C	2.51	0.48
1:J:136:THR:O	1:J:139:VAL:HG13	2.13	0.48
1:D:31:ILE:HD13	1:D:100:TRP:CD2	2.47	0.48
1:E:129:ARG:NH1	2:E:206:SO4:O4	2.40	0.48
1:F:49:TYR:CD2	1:F:124:ILE:HG21	2.48	0.48
1:I:178:SER:O	1:I:201:ILE:HD11	2.13	0.48
1:K:56:THR:HG21	1:K:61:LEU:CD2	2.41	0.48
1:A:164:PRO:HB2	1:A:167:TRP:HE1	1.78	0.48
1:C:43:PHE:O	1:L:121:GLN:HB3	2.14	0.48
1:F:47:GLN:NE2	1:I:38:TYR:CE2	2.76	0.48
1:G:152:ASP:OD2	1:J:200:LYS:HD3	2.14	0.48
1:H:167:TRP:CH2	1:H:172:PRO:HD2	2.49	0.48
1:A:24:PHE:CD2	1:A:84:LEU:HG	2.49	0.48
1:F:14:ARG:HB3	1:F:105:GLU:HG2	1.94	0.48
1:F:50:GLY:O	1:I:148:SER:HB3	2.14	0.48
1:G:164:PRO:HB2	1:G:167:TRP:HE1	1.78	0.48
1:H:135:ILE:O	1:H:139:VAL:HG12	2.12	0.48
1:H:167:TRP:CZ3	1:H:171:GLY:HA2	2.48	0.48
1:I:35:ARG:CZ	1:I:98:GLU:OE1	2.62	0.48
1:K:28:ILE:HD13	1:K:153:LEU:HD21	1.95	0.48
1:L:14:ARG:HB3	1:L:105:GLU:CB	2.44	0.48
1:L:155:ILE:HB	1:L:190:ILE:HG12	1.96	0.48
1:C:54:LEU:HD12	1:C:54:LEU:N	2.29	0.48
1:F:135:ILE:O	1:F:139:VAL:HG12	2.13	0.48
1:F:163:VAL:O	1:F:163:VAL:HG13	2.14	0.48
1:J:16:SER:O	1:J:19:ILE:HG22	2.14	0.48
1:F:14:ARG:HB3	1:F:105:GLU:CB	2.44	0.48
1:D:33:TYR:CD2	1:D:54:LEU:HD23	2.49	0.48
1:E:78:LYS:O	1:E:79:CYS:HB2	2.13	0.48
1:G:129:ARG:O	1:G:133:ARG:HB2	2.13	0.48
1:G:178:SER:O	1:G:201:ILE:HD11	2.14	0.48
1:I:129:ARG:O	1:I:133:ARG:HB2	2.13	0.48
1:I:138:THR:HA	1:I:141:PHE:HE1	1.75	0.48
1:E:172:PRO:CB	1:E:174:PHE:CZ	2.97	0.48
1:H:14:ARG:HB3	1:H:105:GLU:CB	2.44	0.48
1:L:91:ILE:CD1	1:L:150:SER:HB3	2.39	0.48
1:C:164:PRO:HB2	1:C:167:TRP:HE1	1.79	0.47
1:J:179:GLU:CG	1:J:180:GLU:N	2.77	0.47
1:D:14:ARG:HB3	1:D:105:GLU:CB	2.44	0.47
1:D:179:GLU:CG	1:D:180:GLU:N	2.77	0.47

Continued on next page...

Continued from previous page...

Atom-1	Atom-2	Interatomic distance (Å)	Clash overlap (Å)
1:E:56:THR:HG21	1:E:61:LEU:CD2	2.42	0.47
1:G:38:TYR:CD1	1:G:61:LEU:HD22	2.49	0.47
1:I:138:THR:HG22	1:J:136:THR:HG21	1.96	0.47
1:J:33:TYR:CD2	1:J:54:LEU:HD23	2.49	0.47
1:L:132:ILE:HD13	1:L:132:ILE:N	2.29	0.47
1:B:14:ARG:HB3	1:B:105:GLU:CB	2.44	0.47
1:C:51:LEU:HD21	1:C:129:ARG:CG	2.43	0.47
1:D:16:SER:O	1:D:19:ILE:HG22	2.14	0.47
1:G:42:THR:HB	1:G:43:PHE:CE1	2.49	0.47
1:I:38:TYR:HB3	1:I:39:PRO:HD3	1.95	0.47
1:J:135:ILE:O	1:J:139:VAL:HG12	2.14	0.47
1:E:54:LEU:N	1:E:54:LEU:HD12	2.30	0.47
1:G:129:ARG:NH2	2:G:206:SO4:O1	2.47	0.47
1:J:155:ILE:HB	1:J:190:ILE:HG12	1.96	0.47
1:K:84:LEU:HD13	1:K:85:VAL:N	2.29	0.47
1:L:33:TYR:CD2	1:L:54:LEU:HD23	2.50	0.47
1:B:135:ILE:O	1:B:139:VAL:HG12	2.15	0.47
1:D:163:VAL:O	1:D:163:VAL:HG13	2.15	0.47
1:E:24:PHE:CD2	1:E:84:LEU:HG	2.49	0.47
1:F:48:LYS:HG3	1:F:49:TYR:CE1	2.49	0.47
1:G:24:PHE:CD2	1:G:84:LEU:HG	2.49	0.47
1:L:24:PHE:O	1:L:28:ILE:HG22	2.15	0.47
1:L:167:TRP:CZ3	1:L:171:GLY:HA2	2.49	0.47
1:L:179:GLU:CG	1:L:180:GLU:N	2.78	0.47
1:A:129:ARG:O	1:A:133:ARG:HB2	2.14	0.47
1:E:42:THR:HB	1:E:43:PHE:CE1	2.50	0.47
1:E:49:TYR:O	1:E:129:ARG:CD	2.59	0.47
1:A:78:LYS:O	1:A:79:CYS:HB2	2.15	0.47
1:A:153:LEU:O	1:A:154:LEU:HD23	2.14	0.47
1:A:175:ILE:HB	1:A:178:SER:HB3	1.96	0.47
1:D:88:ILE:HG12	1:D:151:PHE:CE1	2.50	0.47
1:E:38:TYR:CD1	1:E:61:LEU:HD22	2.50	0.47
1:K:133:ARG:HD3	1:L:33:TYR:O	2.15	0.47
1:A:42:THR:HB	1:A:43:PHE:CE1	2.50	0.47
1:H:155:ILE:HB	1:H:190:ILE:HG12	1.96	0.47
1:L:137:ALA:O	1:L:140:THR:HB	2.15	0.47
1:A:56:THR:HG21	1:A:61:LEU:CD2	2.43	0.47
1:A:154:LEU:HD22	1:D:199:TYR:O	2.15	0.47
1:C:45:ARG:HD2	1:L:121:GLN:OE1	2.14	0.47
1:D:155:ILE:HB	1:D:190:ILE:HG12	1.97	0.47
1:E:20:VAL:O	1:E:24:PHE:HD1	1.98	0.47

Continued on next page...

Continued from previous page...

Atom-1	Atom-2	Interatomic distance (Å)	Clash overlap (Å)
1:F:26:PHE:CE1	1:F:49:TYR:HE1	2.30	0.47
1:H:80:SER:HB2	1:H:161:LEU:HD22	1.97	0.47
1:I:35:ARG:HH22	1:I:145:LEU:CD1	2.16	0.47
1:I:78:LYS:O	1:I:79:CYS:HB2	2.13	0.47
1:J:140:THR:HG22	1:J:141:PHE:CD1	2.50	0.47
1:L:32:LEU:HD13	1:L:61:LEU:HD21	1.97	0.47
1:C:203:VAL:O	1:C:204:ASN:HB2	2.14	0.46
1:D:180:GLU:OE1	1:D:180:GLU:HA	2.15	0.46
1:H:39:PRO:HD3	1:H:181:VAL:HG22	1.98	0.46
1:H:137:ALA:O	1:H:140:THR:HB	2.15	0.46
1:I:27:GLY:O	1:I:31:ILE:HG13	2.15	0.46
1:K:42:THR:HB	1:K:43:PHE:CE1	2.50	0.46
1:C:11:ILE:HD13	1:C:11:ILE:HA	1.75	0.46
1:D:33:TYR:HB2	1:D:43:PHE:CD2	2.51	0.46
1:D:93:SER:OG	1:D:95:GLU:HG2	2.14	0.46
1:G:167:TRP:CZ3	1:J:201:ILE:CD1	2.98	0.46
1:K:175:ILE:HB	1:K:178:SER:HB3	1.97	0.46
1:J:16:SER:O	1:J:20:VAL:HG23	2.15	0.46
1:K:24:PHE:CE2	1:K:84:LEU:HG	2.50	0.46
1:C:131:VAL:HG12	1:C:132:ILE:N	2.29	0.46
1:E:175:ILE:HB	1:E:178:SER:HB3	1.98	0.46
1:F:179:GLU:CG	1:F:180:GLU:N	2.78	0.46
1:G:175:ILE:HB	1:G:178:SER:HB3	1.98	0.46
1:I:153:LEU:O	1:I:154:LEU:HD23	2.16	0.46
1:K:183:LEU:HB2	1:K:195:SER:O	2.16	0.46
1:B:19:ILE:HG23	1:B:20:VAL:N	2.31	0.46
1:G:28:ILE:HD13	1:G:153:LEU:HD21	1.96	0.46
1:H:80:SER:CB	1:H:161:LEU:HD22	2.46	0.46
1:H:167:TRP:O	1:H:167:TRP:CE3	2.68	0.46
1:I:133:ARG:NH1	1:J:33:TYR:O	2.47	0.46
1:B:32:LEU:HD13	1:B:61:LEU:HD21	1.98	0.46
1:H:33:TYR:CD2	1:H:54:LEU:HD23	2.50	0.46
1:A:48:LYS:O	1:A:49:TYR:HB2	2.16	0.46
1:H:21:ALA:HB1	1:H:69:VAL:HG13	1.98	0.46
1:H:179:GLU:CG	1:H:180:GLU:N	2.79	0.46
1:I:172:PRO:HB3	1:I:174:PHE:CZ	2.50	0.46
1:J:75:TRP:CZ3	1:J:190:ILE:HD11	2.50	0.46
1:L:136:THR:O	1:L:139:VAL:HG13	2.16	0.46
1:A:129:ARG:HH12	1:A:133:ARG:HH22	1.64	0.46
1:F:90:ASN:CG	1:F:93:SER:HB2	2.37	0.46
1:I:33:TYR:HD1	1:I:43:PHE:CD2	2.33	0.46

Continued on next page...

Continued from previous page...

Atom-1	Atom-2	Interatomic distance (Å)	Clash overlap (Å)
1:J:90:ASN:CG	1:J:93:SER:HB2	2.36	0.46
1:K:129:ARG:O	1:K:133:ARG:HB2	2.16	0.46
1:L:58:ASP:O	1:L:62:ILE:HG13	2.16	0.46
1:B:63:LYS:HE3	1:H:63:LYS:HZ3	1.81	0.46
1:B:179:GLU:CG	1:B:180:GLU:N	2.79	0.46
1:B:180:GLU:OE1	1:B:180:GLU:HA	2.16	0.46
1:C:188:THR:C	1:C:189:THR:HG23	2.37	0.46
1:F:58:ASP:O	1:F:62:ILE:HG13	2.16	0.46
1:H:64:TYR:CE1	1:H:172:PRO:O	2.68	0.46
1:L:163:VAL:O	1:L:164:PRO:C	2.54	0.46
1:C:42:THR:HB	1:C:43:PHE:CE1	2.52	0.45
1:G:11:ILE:HD13	1:G:11:ILE:HA	1.77	0.45
1:H:75:TRP:CD1	1:H:161:LEU:HD21	2.51	0.45
1:I:131:VAL:HG12	1:I:132:ILE:N	2.31	0.45
1:J:32:LEU:HD13	1:J:61:LEU:HD21	1.98	0.45
1:K:153:LEU:O	1:K:154:LEU:HD23	2.17	0.45
1:D:136:THR:O	1:D:139:VAL:HG13	2.15	0.45
1:G:27:GLY:O	1:G:31:ILE:HG13	2.16	0.45
1:G:56:THR:HG21	1:G:61:LEU:CD2	2.41	0.45
1:I:34:GLN:HE22	1:I:136:THR:HA	1.81	0.45
1:K:38:TYR:CD1	1:K:61:LEU:HD22	2.51	0.45
1:D:90:ASN:CG	1:D:93:SER:CB	2.85	0.45
1:J:14:ARG:HB3	1:J:105:GLU:CB	2.45	0.45
1:L:64:TYR:HE1	1:L:172:PRO:O	1.98	0.45
1:L:167:TRP:CH2	1:L:172:PRO:HD2	2.52	0.45
1:B:33:TYR:CD2	1:B:54:LEU:HD23	2.51	0.45
1:B:93:SER:OG	1:B:95:GLU:HG2	2.17	0.45
1:C:129:ARG:O	1:C:133:ARG:HB2	2.17	0.45
1:C:178:SER:O	1:C:201:ILE:HD11	2.16	0.45
1:G:34:GLN:OE1	1:G:136:THR:HA	2.16	0.45
1:G:56:THR:CG2	1:G:61:LEU:HD23	2.42	0.45
1:J:58:ASP:O	1:J:62:ILE:HG13	2.17	0.45
1:L:59:LEU:HD12	1:L:59:LEU:HA	1.84	0.45
1:L:75:TRP:CZ3	1:L:190:ILE:HD11	2.51	0.45
1:B:160:ASP:O	1:B:161:LEU:HG	2.16	0.45
1:E:34:GLN:OE1	1:E:136:THR:HA	2.16	0.45
1:F:120:SER:HB3	1:I:58:ASP:OD1	2.16	0.45
1:G:135:ILE:O	1:G:138:THR:HG22	2.17	0.45
1:I:28:ILE:HD13	1:I:153:LEU:HD21	1.97	0.45
1:K:56:THR:CG2	1:K:61:LEU:HD23	2.41	0.45
1:L:78:LYS:HG3	1:L:80:SER:OG	2.17	0.45

Continued on next page...

Continued from previous page...

Atom-1	Atom-2	Interatomic distance (Å)	Clash overlap (Å)
1:D:19:ILE:HG23	1:D:20:VAL:N	2.31	0.45
1:I:139:VAL:CG1	1:I:140:THR:N	2.80	0.45
1:A:54:LEU:HD12	1:A:54:LEU:N	2.32	0.45
1:D:161:LEU:C	1:D:163:VAL:H	2.19	0.45
1:F:72:LEU:HD21	1:F:84:LEU:HD11	1.99	0.45
1:I:20:VAL:O	1:I:24:PHE:HD1	1.99	0.45
1:K:24:PHE:CD2	1:K:84:LEU:HG	2.52	0.45
1:G:131:VAL:HG12	1:G:132:ILE:N	2.31	0.45
1:K:34:GLN:OE1	1:K:136:THR:HA	2.16	0.45
1:K:54:LEU:HD12	1:K:54:LEU:N	2.31	0.45
1:A:56:THR:CG2	1:A:61:LEU:HD23	2.42	0.45
1:C:49:TYR:O	1:C:129:ARG:CD	2.61	0.45
1:D:159:LYS:HA	1:D:192:LYS:HB3	1.99	0.45
1:E:131:VAL:HG12	1:E:132:ILE:N	2.32	0.45
1:F:137:ALA:O	1:F:140:THR:HB	2.17	0.45
1:G:64:TYR:C	1:G:64:TYR:HD1	2.20	0.45
1:H:75:TRP:CZ3	1:H:190:ILE:HD11	2.51	0.45
1:H:90:ASN:CB	1:H:93:SER:HB3	2.39	0.45
1:I:142:LEU:O	1:I:143:PRO:O	2.34	0.45
1:L:39:PRO:HD3	1:L:181:VAL:HG22	1.99	0.45
1:A:100:TRP:CE3	1:A:197:VAL:HG23	2.52	0.45
1:B:47:GLN:HB2	1:B:51:LEU:O	2.17	0.45
1:B:136:THR:O	1:B:139:VAL:HG13	2.16	0.45
1:E:28:ILE:HD13	1:E:153:LEU:HD21	1.99	0.45
1:F:90:ASN:CB	1:F:93:SER:HB3	2.39	0.45
1:I:175:ILE:HB	1:I:178:SER:HB3	1.98	0.45
1:L:138:THR:C	1:L:140:THR:N	2.70	0.45
1:L:167:TRP:O	1:L:167:TRP:CE3	2.70	0.45
1:B:137:ALA:O	1:B:140:THR:HB	2.16	0.44
1:D:31:ILE:HD13	1:D:100:TRP:CE3	2.52	0.44
1:L:93:SER:OG	1:L:95:GLU:HG2	2.17	0.44
1:C:175:ILE:HB	1:C:178:SER:HB3	1.97	0.44
1:D:21:ALA:HB1	1:D:69:VAL:HG13	1.98	0.44
1:H:180:GLU:HA	1:H:180:GLU:OE1	2.17	0.44
1:J:21:ALA:HB1	1:J:69:VAL:HG13	1.99	0.44
1:B:76:LEU:O	1:B:78:LYS:N	2.51	0.44
1:C:84:LEU:HD13	1:C:85:VAL:N	2.32	0.44
1:D:48:LYS:O	1:D:49:TYR:HB2	2.17	0.44
1:G:117:ARG:HA	1:G:117:ARG:HD2	1.45	0.44
1:H:160:ASP:OD2	1:I:159:LYS:NZ	2.50	0.44
1:B:138:THR:C	1:B:140:THR:N	2.70	0.44

Continued on next page...

Continued from previous page...

Atom-1	Atom-2	Interatomic distance (Å)	Clash overlap (Å)
1:I:35:ARG:HH11	1:I:35:ARG:CB	2.29	0.44
1:A:32:LEU:HD22	1:A:37:ILE:CG2	2.39	0.44
1:D:184:ARG:HA	1:D:184:ARG:HD3	1.81	0.44
1:E:32:LEU:HD22	1:E:37:ILE:CG2	2.39	0.44
1:L:72:LEU:HD21	1:L:84:LEU:HD11	1.99	0.44
1:B:91:ILE:CD1	1:B:150:SER:HB3	2.43	0.44
1:B:199:TYR:O	1:C:154:LEU:HD22	2.18	0.44
1:C:56:THR:HG21	1:C:61:LEU:CD2	2.46	0.44
1:F:48:LYS:HD2	1:F:48:LYS:HA	1.79	0.44
1:J:39:PRO:HD3	1:J:181:VAL:HG22	1.99	0.44
1:J:90:ASN:ND2	1:J:93:SER:HB2	2.33	0.44
1:A:161:LEU:HG	1:A:162:VAL:N	2.33	0.44
1:B:59:LEU:HD12	1:B:59:LEU:HA	1.88	0.44
1:D:76:LEU:O	1:D:78:LYS:N	2.50	0.44
1:E:84:LEU:HD13	1:E:85:VAL:N	2.33	0.44
1:F:75:TRP:CZ3	1:F:190:ILE:HD11	2.52	0.44
1:J:137:ALA:O	1:J:140:THR:HB	2.16	0.44
1:K:64:TYR:C	1:K:64:TYR:HD1	2.21	0.44
1:K:129:ARG:NH2	2:K:206:SO4:O2	2.49	0.44
1:L:28:ILE:O	1:L:32:LEU:HG	2.17	0.44
1:L:138:THR:O	1:L:140:THR:N	2.51	0.44
1:L:197:VAL:HG11	1:L:199:TYR:CZ	2.53	0.44
1:B:16:SER:O	1:B:19:ILE:HG22	2.18	0.44
1:B:90:ASN:ND2	1:B:93:SER:HB2	2.33	0.44
1:D:135:ILE:O	1:D:139:VAL:HG12	2.17	0.44
1:F:21:ALA:HB1	1:F:69:VAL:HG13	2.00	0.44
1:G:84:LEU:HD13	1:G:85:VAL:N	2.33	0.44
1:G:153:LEU:O	1:G:154:LEU:HD23	2.18	0.44
1:G:172:PRO:HB3	1:G:174:PHE:CZ	2.53	0.44
1:H:163:VAL:O	1:H:164:PRO:C	2.55	0.44
1:J:93:SER:OG	1:J:95:GLU:HG2	2.18	0.44
1:K:133:ARG:NH2	2:K:206:SO4:O4	2.51	0.44
1:A:135:ILE:O	1:A:138:THR:HG22	2.17	0.43
1:C:34:GLN:OE1	1:C:136:THR:HA	2.18	0.43
1:C:48:LYS:O	1:C:49:TYR:HB2	2.17	0.43
1:B:21:ALA:HB1	1:B:69:VAL:HG13	2.00	0.43
1:B:65:LEU:HD23	1:B:65:LEU:HA	1.76	0.43
1:B:72:LEU:HD21	1:B:84:LEU:HD11	2.00	0.43
1:G:171:GLY:HA2	1:G:172:PRO:HD3	1.83	0.43
1:H:72:LEU:HD21	1:H:84:LEU:HD11	2.00	0.43
1:J:161:LEU:C	1:J:163:VAL:H	2.20	0.43

Continued on next page...

Continued from previous page...

Atom-1	Atom-2	Interatomic distance (Å)	Clash overlap (Å)
1:A:28:ILE:HD13	1:A:153:LEU:HD21	2.00	0.43
1:D:160:ASP:O	1:D:161:LEU:HG	2.18	0.43
1:H:90:ASN:CG	1:H:93:SER:HB2	2.38	0.43
1:H:90:ASN:ND2	1:H:93:SER:HB2	2.34	0.43
1:J:72:LEU:HD21	1:J:84:LEU:HD11	1.99	0.43
1:A:34:GLN:OE1	1:A:136:THR:HA	2.18	0.43
1:A:38:TYR:CD1	1:A:61:LEU:HD22	2.53	0.43
1:A:49:TYR:O	1:A:129:ARG:CD	2.63	0.43
1:A:129:ARG:NH2	2:A:207:SO4:O2	2.51	0.43
1:B:58:ASP:O	1:B:62:ILE:HG13	2.19	0.43
1:B:76:LEU:C	1:B:78:LYS:H	2.21	0.43
1:F:38:TYR:CZ	1:F:61:LEU:HD22	2.54	0.43
1:F:161:LEU:C	1:F:163:VAL:H	2.21	0.43
1:G:32:LEU:HD22	1:G:37:ILE:CG2	2.40	0.43
1:J:160:ASP:O	1:J:161:LEU:HG	2.19	0.43
1:K:71:GLN:HG2	1:K:167:TRP:CZ2	2.54	0.43
1:L:90:ASN:CG	1:L:93:SER:HB2	2.38	0.43
1:L:140:THR:HG22	1:L:141:PHE:CD1	2.53	0.43
1:E:153:LEU:O	1:E:154:LEU:HD23	2.17	0.43
1:J:24:PHE:O	1:J:28:ILE:HG22	2.19	0.43
1:J:76:LEU:C	1:J:78:LYS:H	2.21	0.43
1:K:24:PHE:O	1:K:28:ILE:HG13	2.18	0.43
1:K:27:GLY:O	1:K:31:ILE:HG13	2.17	0.43
1:C:117:ARG:HD2	1:C:117:ARG:HA	1.48	0.43
1:E:64:TYR:C	1:E:64:TYR:HD1	2.22	0.43
1:H:28:ILE:O	1:H:32:LEU:HG	2.18	0.43
1:H:140:THR:HG22	1:H:141:PHE:CD1	2.54	0.43
1:J:121:GLN:HE21	1:J:125:GLN:HE21	1.66	0.43
1:L:180:GLU:OE1	1:L:180:GLU:HA	2.19	0.43
1:A:108:LYS:HD2	1:A:111:LYS:HZ1	1.83	0.43
1:D:175:ILE:CG2	1:D:176:THR:N	2.82	0.43
1:F:180:GLU:HA	1:F:180:GLU:OE1	2.19	0.43
1:I:133:ARG:HD2	1:J:34:GLN:HA	1.98	0.43
1:J:179:GLU:CG	1:J:180:GLU:H	2.32	0.43
1:K:172:PRO:CB	1:K:174:PHE:CZ	3.02	0.43
1:A:59:LEU:CD2	1:E:44:THR:CG2	2.97	0.43
1:B:175:ILE:HD13	1:B:175:ILE:HA	1.67	0.43
1:E:129:ARG:NH2	2:E:206:SO4:O3	2.49	0.43
1:F:140:THR:HG22	1:F:141:PHE:CD1	2.54	0.43
1:L:90:ASN:ND2	1:L:93:SER:HB2	2.34	0.43
1:D:76:LEU:C	1:D:78:LYS:H	2.21	0.43

Continued on next page...

Continued from previous page...

Atom-1	Atom-2	Interatomic distance (Å)	Clash overlap (Å)
1:D:138:THR:C	1:D:140:THR:N	2.71	0.43
1:H:93:SER:OG	1:H:95:GLU:HG2	2.18	0.43
1:J:33:TYR:HB2	1:J:43:PHE:CD2	2.54	0.43
1:J:47:GLN:HB2	1:J:51:LEU:O	2.19	0.43
1:J:159:LYS:HA	1:J:192:LYS:HB3	2.01	0.43
1:L:179:GLU:CG	1:L:180:GLU:H	2.32	0.43
1:C:71:GLN:HG2	1:C:167:TRP:CZ2	2.54	0.42
1:F:138:THR:C	1:F:140:THR:N	2.72	0.42
1:I:171:GLY:HA2	1:I:172:PRO:HD3	1.84	0.42
1:L:31:ILE:HD13	1:L:100:TRP:CE3	2.54	0.42
1:F:179:GLU:CG	1:F:180:GLU:H	2.32	0.42
1:H:16:SER:O	1:H:20:VAL:HG23	2.19	0.42
1:H:31:ILE:HD13	1:H:100:TRP:CE3	2.54	0.42
1:J:76:LEU:O	1:J:78:LYS:N	2.52	0.42
1:L:71:GLN:HG2	1:L:167:TRP:CD1	2.54	0.42
1:L:76:LEU:C	1:L:78:LYS:N	2.73	0.42
1:L:173:GLN:HB2	1:L:187:THR:HG22	2.00	0.42
1:A:27:GLY:O	1:A:31:ILE:HG13	2.18	0.42
1:C:56:THR:CG2	1:C:61:LEU:HD23	2.46	0.42
1:D:179:GLU:CG	1:D:180:GLU:H	2.31	0.42
1:G:129:ARG:HH12	1:G:133:ARG:HH22	1.65	0.42
1:I:183:LEU:HB2	1:I:195:SER:O	2.18	0.42
1:A:59:LEU:CD2	1:E:44:THR:HG21	2.49	0.42
1:C:153:LEU:O	1:C:154:LEU:HD23	2.20	0.42
1:D:121:GLN:HE21	1:D:125:GLN:HE21	1.66	0.42
1:E:134:GLN:HE21	1:F:139:VAL:HG13	1.83	0.42
1:G:48:LYS:HD2	1:G:48:LYS:HA	1.90	0.42
1:I:18:GLU:HG2	1:I:73:LYS:HD2	1.99	0.42
1:J:28:ILE:O	1:J:32:LEU:HG	2.20	0.42
1:K:10:SER:CA	1:K:117:ARG:O	2.64	0.42
1:L:157:THR:HG21	1:L:161:LEU:HD23	2.01	0.42
1:A:172:PRO:HB3	1:A:174:PHE:CZ	2.54	0.42
1:C:108:LYS:HD2	1:C:111:LYS:HZ1	1.85	0.42
1:D:175:ILE:HG22	1:D:176:THR:N	2.33	0.42
1:F:93:SER:OG	1:F:95:GLU:HG2	2.19	0.42
1:F:179:GLU:HG3	1:F:180:GLU:N	2.35	0.42
1:K:84:LEU:HD13	1:K:84:LEU:C	2.39	0.42
1:L:184:ARG:HD3	1:L:184:ARG:HA	1.85	0.42
1:A:84:LEU:HD13	1:A:85:VAL:N	2.34	0.42
1:B:27:GLY:O	1:B:31:ILE:HG13	2.19	0.42
1:B:76:LEU:C	1:B:78:LYS:N	2.73	0.42

Continued on next page...

Continued from previous page...

Atom-1	Atom-2	Interatomic distance (Å)	Clash overlap (Å)
1:B:90:ASN:CG	1:B:93:SER:CB	2.88	0.42
1:D:58:ASP:O	1:D:62:ILE:HG13	2.20	0.42
1:D:63:LYS:HG3	1:L:59:LEU:CD2	2.46	0.42
1:F:59:LEU:HD12	1:F:59:LEU:HA	1.88	0.42
1:I:34:GLN:NE2	1:I:139:VAL:HB	2.35	0.42
1:C:172:PRO:HB3	1:C:174:PHE:CZ	2.54	0.42
1:D:77:TYR:HE2	1:D:78:LYS:HE2	1.85	0.42
1:D:188:THR:HG22	1:D:189:THR:N	2.35	0.42
1:F:32:LEU:HD13	1:F:61:LEU:HD21	2.01	0.42
1:L:47:GLN:HB2	1:L:51:LEU:O	2.19	0.42
1:L:48:LYS:O	1:L:49:TYR:HB2	2.20	0.42
1:B:138:THR:O	1:B:140:THR:N	2.53	0.42
1:B:203:VAL:HG12	1:B:203:VAL:O	2.20	0.42
1:D:179:GLU:HG3	1:D:180:GLU:N	2.35	0.42
1:G:49:TYR:O	1:G:129:ARG:CD	2.62	0.42
1:G:71:GLN:HG2	1:G:167:TRP:CZ2	2.55	0.42
1:H:138:THR:C	1:H:140:THR:N	2.72	0.42
1:I:11:ILE:HD13	1:I:11:ILE:HA	1.78	0.42
1:I:35:ARG:CZ	1:I:35:ARG:CB	2.87	0.42
1:L:76:LEU:C	1:L:78:LYS:H	2.22	0.42
1:B:28:ILE:O	1:B:32:LEU:HG	2.20	0.42
1:B:31:ILE:HD13	1:B:100:TRP:CE3	2.55	0.42
1:B:39:PRO:HD2	1:B:42:THR:OG1	2.19	0.42
1:C:10:SER:CA	1:C:117:ARG:O	2.63	0.42
1:E:11:ILE:HD13	1:E:11:ILE:HA	1.78	0.42
1:E:26:PHE:HD1	1:E:49:TYR:CE1	2.38	0.42
1:I:117:ARG:HA	1:I:117:ARG:HD2	1.44	0.42
1:J:138:THR:C	1:J:140:THR:N	2.73	0.42
1:J:179:GLU:HG3	1:J:180:GLU:N	2.35	0.42
1:L:16:SER:O	1:L:20:VAL:HG23	2.19	0.42
1:B:161:LEU:C	1:B:163:VAL:H	2.22	0.42
1:B:188:THR:HG22	1:B:189:THR:N	2.35	0.42
1:C:84:LEU:HD13	1:C:84:LEU:C	2.40	0.42
1:D:76:LEU:C	1:D:78:LYS:N	2.72	0.42
1:E:71:GLN:HG2	1:E:167:TRP:CZ2	2.55	0.42
1:I:49:TYR:O	1:I:129:ARG:CD	2.62	0.42
1:I:84:LEU:HD13	1:I:85:VAL:N	2.35	0.42
1:D:203:VAL:O	1:D:203:VAL:HG12	2.20	0.41
1:F:78:LYS:HG3	1:F:80:SER:OG	2.19	0.41
1:F:186:PHE:C	1:F:186:PHE:CD2	2.94	0.41
1:I:86:VAL:HB	1:I:100:TRP:HB2	2.01	0.41

Continued on next page...

Continued from previous page...

Atom-1	Atom-2	Interatomic distance (Å)	Clash overlap (Å)
1:J:180:GLU:OE1	1:J:180:GLU:HA	2.19	0.41
1:L:21:ALA:HB1	1:L:69:VAL:HG13	2.01	0.41
1:D:38:TYR:CE1	1:D:61:LEU:HD22	2.55	0.41
1:F:184:ARG:HA	1:F:184:ARG:HD3	1.84	0.41
1:G:18:GLU:HG2	1:G:73:LYS:HD2	2.01	0.41
1:J:31:ILE:HD13	1:J:100:TRP:CE3	2.55	0.41
1:L:179:GLU:HG3	1:L:180:GLU:N	2.35	0.41
1:A:48:LYS:HD2	1:A:48:LYS:HA	1.88	0.41
1:B:140:THR:HG22	1:B:141:PHE:CD1	2.55	0.41
1:C:84:LEU:C	1:C:84:LEU:CD1	2.89	0.41
1:F:45:ARG:O	1:I:146:GLU:OE2	2.38	0.41
1:F:76:LEU:C	1:F:78:LYS:N	2.74	0.41
1:H:76:LEU:C	1:H:78:LYS:H	2.23	0.41
1:I:39:PRO:HD2	1:I:42:THR:OG1	2.19	0.41
1:J:132:ILE:N	1:J:132:ILE:HD13	2.35	0.41
1:K:11:ILE:HA	1:K:11:ILE:HD13	1.75	0.41
1:D:14:ARG:HB3	1:D:105:GLU:HB3	2.02	0.41
1:D:173:GLN:CB	1:D:187:THR:HG22	2.42	0.41
1:D:186:PHE:C	1:D:186:PHE:CD2	2.94	0.41
1:K:135:ILE:O	1:K:138:THR:HG22	2.20	0.41
1:L:76:LEU:O	1:L:78:LYS:N	2.53	0.41
1:A:64:TYR:C	1:A:64:TYR:HD1	2.24	0.41
1:B:77:TYR:HE2	1:B:78:LYS:HE2	1.86	0.41
1:F:186:PHE:HD2	1:F:187:THR:N	2.19	0.41
1:H:14:ARG:HB3	1:H:105:GLU:HB3	2.01	0.41
1:B:132:ILE:N	1:B:132:ILE:HD13	2.35	0.41
1:B:179:GLU:CG	1:B:180:GLU:H	2.33	0.41
1:F:121:GLN:HE21	1:F:125:GLN:HE21	1.68	0.41
1:H:77:TYR:HE2	1:H:78:LYS:HE2	1.86	0.41
1:L:14:ARG:HB3	1:L:105:GLU:CG	2.49	0.41
1:B:163:VAL:HA	1:B:164:PRO:HD3	1.94	0.41
1:F:14:ARG:HB3	1:F:105:GLU:HB3	2.03	0.41
1:F:24:PHE:O	1:F:28:ILE:HG22	2.20	0.41
1:H:184:ARG:HA	1:H:184:ARG:HD3	1.85	0.41
1:J:16:SER:HB2	1:J:109:THR:CG2	2.36	0.41
1:J:76:LEU:C	1:J:78:LYS:N	2.73	0.41
1:L:173:GLN:CB	1:L:187:THR:HG22	2.50	0.41
1:B:38:TYR:CZ	1:B:61:LEU:HD22	2.56	0.41
1:C:51:LEU:HB2	1:C:53:LEU:HD21	2.03	0.41
1:D:39:PRO:HD2	1:D:42:THR:OG1	2.21	0.41
1:F:45:ARG:O	1:I:146:GLU:CD	2.59	0.41

Continued on next page...

Continued from previous page...

Atom-1	Atom-2	Interatomic distance (Å)	Clash overlap (Å)
1:F:76:LEU:C	1:F:78:LYS:H	2.23	0.41
1:F:159:LYS:HA	1:F:192:LYS:HB3	2.02	0.41
1:H:179:GLU:CG	1:H:180:GLU:H	2.33	0.41
1:I:37:ILE:HG13	1:I:37:ILE:O	2.20	0.41
1:J:39:PRO:HD2	1:J:42:THR:OG1	2.20	0.41
1:L:201:ILE:O	1:L:201:ILE:HG23	2.21	0.41
1:A:12:THR:OG1	1:A:14:ARG:HB3	2.21	0.41
1:A:131:VAL:HG12	1:A:132:ILE:N	2.34	0.41
1:A:188:THR:C	1:A:189:THR:HG23	2.40	0.41
1:B:200:LYS:HG3	1:C:170:SER:CB	2.51	0.41
1:C:171:GLY:HA2	1:C:172:PRO:HD3	1.81	0.41
1:D:175:ILE:HD13	1:D:175:ILE:HA	1.68	0.41
1:E:140:THR:OG1	1:F:53:LEU:HD23	2.21	0.41
1:F:28:ILE:O	1:F:32:LEU:HG	2.20	0.41
1:F:48:LYS:HE3	1:I:37:ILE:O	2.21	0.41
1:F:76:LEU:O	1:F:78:LYS:N	2.54	0.41
1:F:197:VAL:HG12	1:F:199:TYR:CE2	2.56	0.41
1:G:76:LEU:HD23	1:G:76:LEU:HA	1.89	0.41
1:H:39:PRO:HD2	1:H:42:THR:OG1	2.21	0.41
1:I:33:TYR:CE2	1:I:54:LEU:HD13	2.55	0.41
1:I:141:PHE:O	1:J:129:ARG:CD	2.65	0.41
1:K:49:TYR:O	1:K:129:ARG:CD	2.63	0.41
1:K:84:LEU:C	1:K:84:LEU:CD1	2.89	0.41
1:K:95:GLU:HG2	1:K:96:VAL:N	2.34	0.41
1:L:14:ARG:HB3	1:L:105:GLU:HB3	2.03	0.41
1:B:104:ILE:HD13	1:B:104:ILE:HG21	1.83	0.41
1:B:194:ASN:HB3	1:B:195:SER:H	1.77	0.41
1:D:39:PRO:HD3	1:D:181:VAL:HG22	2.02	0.41
1:F:138:THR:O	1:F:140:THR:N	2.54	0.41
1:J:14:ARG:HB3	1:J:105:GLU:HB3	2.03	0.41
1:K:48:LYS:O	1:K:49:TYR:HB2	2.21	0.41
1:K:129:ARG:HH12	1:K:133:ARG:HH22	1.67	0.41
1:E:18:GLU:HG2	1:E:73:LYS:HD2	2.01	0.40
1:F:31:ILE:HD13	1:F:100:TRP:CE3	2.55	0.40
1:I:54:LEU:N	1:I:54:LEU:HD12	2.36	0.40
1:K:18:GLU:HG2	1:K:73:LYS:HD2	2.03	0.40
1:D:72:LEU:HD21	1:D:84:LEU:HD11	2.02	0.40
1:G:161:LEU:HG	1:G:162:VAL:N	2.36	0.40
1:H:76:LEU:C	1:H:78:LYS:N	2.74	0.40
1:C:76:LEU:HD23	1:C:76:LEU:HA	1.92	0.40
1:F:186:PHE:C	1:F:186:PHE:HD2	2.24	0.40

Continued on next page...

Continued from previous page...

Atom-1	Atom-2	Interatomic distance (Å)	Clash overlap (Å)
1:H:199:TYR:O	1:I:154:LEU:HA	2.22	0.40
1:I:39:PRO:O	1:I:40:SER:C	2.60	0.40
1:K:64:TYR:HE1	1:K:68:VAL:HG21	1.86	0.40
1:A:18:GLU:HG2	1:A:73:LYS:HD2	2.02	0.40
1:C:103:ASP:HB2	1:C:194:ASN:HB2	2.04	0.40
1:D:121:GLN:HB3	1:K:43:PHE:O	2.21	0.40
1:E:95:GLU:HG2	1:E:96:VAL:N	2.35	0.40
1:H:138:THR:O	1:H:140:THR:N	2.53	0.40
1:I:43:PHE:HB3	1:I:54:LEU:HB3	2.02	0.40
1:J:161:LEU:HD23	1:J:161:LEU:HA	1.90	0.40
1:J:203:VAL:O	1:J:203:VAL:HG12	2.22	0.40
1:K:117:ARG:HA	1:K:117:ARG:HD2	1.44	0.40
1:K:161:LEU:HG	1:K:162:VAL:N	2.36	0.40
1:K:171:GLY:HA2	1:K:172:PRO:HD3	1.84	0.40
1:C:64:TYR:C	1:C:64:TYR:HD1	2.24	0.40
1:E:175:ILE:O	1:E:176:THR:C	2.60	0.40
1:F:42:THR:HB	1:F:43:PHE:CE1	2.57	0.40
1:G:49:TYR:CD2	1:G:125:GLN:HG3	2.56	0.40
1:H:33:TYR:HB2	1:H:43:PHE:CD2	2.56	0.40
1:H:58:ASP:O	1:H:62:ILE:HG13	2.21	0.40
1:H:132:ILE:N	1:H:132:ILE:HD13	2.35	0.40
1:H:179:GLU:HG3	1:H:180:GLU:N	2.36	0.40
1:K:76:LEU:HD23	1:K:76:LEU:HA	1.91	0.40

There are no symmetry-related clashes.

5.3 Torsion angles [i](#)

5.3.1 Protein backbone [i](#)

In the following table, the Percentiles column shows the percent Ramachandran outliers of the chain as a percentile score with respect to all X-ray entries followed by that with respect to entries of similar resolution.

The Analysed column shows the number of residues for which the backbone conformation was analysed, and the total number of residues.

Mol	Chain	Analysed	Favoured	Allowed	Outliers	Percentiles	
1	A	191/207 (92%)	173 (91%)	18 (9%)	0	100	100
1	B	181/207 (87%)	156 (86%)	25 (14%)	0	100	100

Continued on next page...

Continued from previous page...

Mol	Chain	Analysed	Favoured	Allowed	Outliers	Percentiles	
1	C	193/207 (93%)	174 (90%)	18 (9%)	1 (0%)	29	66
1	D	183/207 (88%)	158 (86%)	25 (14%)	0	100	100
1	E	184/207 (89%)	167 (91%)	16 (9%)	1 (0%)	29	66
1	F	181/207 (87%)	159 (88%)	21 (12%)	1 (1%)	25	63
1	G	183/207 (88%)	169 (92%)	13 (7%)	1 (0%)	29	66
1	H	182/207 (88%)	154 (85%)	28 (15%)	0	100	100
1	I	184/207 (89%)	165 (90%)	16 (9%)	3 (2%)	9	44
1	J	181/207 (87%)	158 (87%)	22 (12%)	1 (1%)	25	63
1	K	184/207 (89%)	167 (91%)	16 (9%)	1 (0%)	29	66
1	L	183/207 (88%)	157 (86%)	26 (14%)	0	100	100
All	All	2210/2484 (89%)	1957 (89%)	244 (11%)	9 (0%)	34	70

All (9) Ramachandran outliers are listed below:

Mol	Chain	Res	Type
1	E	176	THR
1	G	176	THR
1	I	176	THR
1	J	169	GLU
1	K	176	THR
1	C	176	THR
1	F	169	GLU
1	I	143	PRO
1	I	37	ILE

5.3.2 Protein sidechains [i](#)

In the following table, the Percentiles column shows the percent sidechain outliers of the chain as a percentile score with respect to all X-ray entries followed by that with respect to entries of similar resolution.

The Analysed column shows the number of residues for which the sidechain conformation was analysed, and the total number of residues.

Mol	Chain	Analysed	Rotameric	Outliers	Percentiles	
1	A	180/192 (94%)	172 (96%)	8 (4%)	28	54
1	B	173/192 (90%)	161 (93%)	12 (7%)	15	43

Continued on next page...

Continued from previous page...

Mol	Chain	Analysed	Rotameric	Outliers	Percentiles	
1	C	182/192 (95%)	172 (94%)	10 (6%)	21	50
1	D	175/192 (91%)	163 (93%)	12 (7%)	15	43
1	E	176/192 (92%)	170 (97%)	6 (3%)	37	61
1	F	173/192 (90%)	159 (92%)	14 (8%)	11	39
1	G	175/192 (91%)	168 (96%)	7 (4%)	31	57
1	H	174/192 (91%)	164 (94%)	10 (6%)	20	49
1	I	176/192 (92%)	170 (97%)	6 (3%)	37	61
1	J	173/192 (90%)	163 (94%)	10 (6%)	20	48
1	K	176/192 (92%)	170 (97%)	6 (3%)	37	61
1	L	174/192 (91%)	164 (94%)	10 (6%)	20	49
All	All	2107/2304 (91%)	1996 (95%)	111 (5%)	22	51

All (111) residues with a non-rotameric sidechain are listed below:

Mol	Chain	Res	Type
1	A	11	ILE
1	A	40	SER
1	A	64	TYR
1	A	84	LEU
1	A	117	ARG
1	A	138	THR
1	A	144	LEU
1	A	167	TRP
1	B	14	ARG
1	B	43	PHE
1	B	66	ASN
1	B	105	GLU
1	B	130	SER
1	B	139	VAL
1	B	151	PHE
1	B	153	LEU
1	B	165	GLU
1	B	166	LYS
1	B	185	SER
1	B	186	PHE
1	C	11	ILE
1	C	40	SER
1	C	45	ARG

Continued on next page...

Continued from previous page...

Mol	Chain	Res	Type
1	C	53	LEU
1	C	64	TYR
1	C	84	LEU
1	C	117	ARG
1	C	138	THR
1	C	144	LEU
1	C	167	TRP
1	D	14	ARG
1	D	43	PHE
1	D	66	ASN
1	D	105	GLU
1	D	130	SER
1	D	139	VAL
1	D	151	PHE
1	D	153	LEU
1	D	165	GLU
1	D	166	LYS
1	D	185	SER
1	D	186	PHE
1	E	40	SER
1	E	64	TYR
1	E	84	LEU
1	E	138	THR
1	E	144	LEU
1	E	167	TRP
1	F	14	ARG
1	F	43	PHE
1	F	47	GLN
1	F	48	LYS
1	F	49	TYR
1	F	66	ASN
1	F	105	GLU
1	F	130	SER
1	F	139	VAL
1	F	151	PHE
1	F	153	LEU
1	F	165	GLU
1	F	166	LYS
1	F	186	PHE
1	G	40	SER
1	G	64	TYR
1	G	84	LEU

Continued on next page...

Continued from previous page...

Mol	Chain	Res	Type
1	G	117	ARG
1	G	138	THR
1	G	144	LEU
1	G	167	TRP
1	H	14	ARG
1	H	30	SER
1	H	43	PHE
1	H	105	GLU
1	H	130	SER
1	H	139	VAL
1	H	151	PHE
1	H	153	LEU
1	H	166	LYS
1	H	186	PHE
1	I	35	ARG
1	I	64	TYR
1	I	84	LEU
1	I	117	ARG
1	I	144	LEU
1	I	167	TRP
1	J	14	ARG
1	J	43	PHE
1	J	66	ASN
1	J	105	GLU
1	J	139	VAL
1	J	151	PHE
1	J	153	LEU
1	J	165	GLU
1	J	166	LYS
1	J	186	PHE
1	K	40	SER
1	K	64	TYR
1	K	84	LEU
1	K	117	ARG
1	K	138	THR
1	K	144	LEU
1	L	14	ARG
1	L	43	PHE
1	L	66	ASN
1	L	105	GLU
1	L	130	SER
1	L	139	VAL

Continued on next page...

Continued from previous page...

Mol	Chain	Res	Type
1	L	151	PHE
1	L	153	LEU
1	L	166	LYS
1	L	186	PHE

Sometimes sidechains can be flipped to improve hydrogen bonding and reduce clashes. All (4) such sidechains are listed below:

Mol	Chain	Res	Type
1	B	125	GLN
1	D	125	GLN
1	F	121	GLN
1	J	121	GLN

5.3.3 RNA [i](#)

There are no RNA molecules in this entry.

5.4 Non-standard residues in protein, DNA, RNA chains [i](#)

There are no non-standard protein/DNA/RNA residues in this entry.

5.5 Carbohydrates [i](#)

There are no monosaccharides in this entry.

5.6 Ligand geometry [i](#)

12 ligands are modelled in this entry.

In the following table, the Counts columns list the number of bonds (or angles) for which Mogul statistics could be retrieved, the number of bonds (or angles) that are observed in the model and the number of bonds (or angles) that are defined in the Chemical Component Dictionary. The Link column lists molecule types, if any, to which the group is linked. The Z score for a bond length (or angle) is the number of standard deviations the observed value is removed from the expected value. A bond length (or angle) with $|Z| > 2$ is considered an outlier worth inspection. RMSZ is the root-mean-square of all Z scores of the bond lengths (or angles).

Mol	Type	Chain	Res	Link	Bond lengths			Bond angles		
					Counts	RMSZ	$\# Z > 2$	Counts	RMSZ	$\# Z > 2$
2	SO4	E	206	-	4,4,4	0.17	0	6,6,6	0.21	0

Mol	Type	Chain	Res	Link	Bond lengths			Bond angles		
					Counts	RMSZ	# Z > 2	Counts	RMSZ	# Z > 2
2	SO4	C	206	-	4,4,4	0.13	0	6,6,6	0.51	0
2	SO4	A	206	-	4,4,4	0.14	0	6,6,6	0.19	0
2	SO4	K	206	-	4,4,4	0.15	0	6,6,6	0.20	0
2	SO4	B	206	-	4,4,4	0.12	0	6,6,6	0.32	0
2	SO4	D	206	-	4,4,4	0.12	0	6,6,6	0.44	0
2	SO4	C	207	-	4,4,4	0.15	0	6,6,6	0.22	0
2	SO4	A	207	-	4,4,4	0.14	0	6,6,6	0.47	0
2	SO4	G	206	-	4,4,4	0.17	0	6,6,6	0.22	0
2	SO4	I	206	-	4,4,4	0.16	0	6,6,6	0.19	0
2	SO4	H	206	-	4,4,4	0.12	0	6,6,6	0.30	0
2	SO4	L	206	-	4,4,4	0.22	0	6,6,6	0.49	0

There are no bond length outliers.

There are no bond angle outliers.

There are no chirality outliers.

There are no torsion outliers.

There are no ring outliers.

5 monomers are involved in 10 short contacts:

Mol	Chain	Res	Type	Clashes	Symm-Clashes
2	E	206	SO4	2	0
2	C	206	SO4	2	0
2	K	206	SO4	2	0
2	A	207	SO4	3	0
2	G	206	SO4	1	0

5.7 Other polymers [i](#)

There are no such residues in this entry.

5.8 Polymer linkage issues [i](#)

There are no chain breaks in this entry.

6 Fit of model and data

6.1 Protein, DNA and RNA chains

In the following table, the column labelled ‘#RSRZ > 2’ contains the number (and percentage) of RSRZ outliers, followed by percent RSRZ outliers for the chain as percentile scores relative to all X-ray entries and entries of similar resolution. The OWAB column contains the minimum, median, 95th percentile and maximum values of the occupancy-weighted average B-factor per residue. The column labelled ‘Q < 0.9’ lists the number of (and percentage) of residues with an average occupancy less than 0.9.

Mol	Chain	Analysed	<RSRZ>	#RSRZ>2	OWAB(Å ²)	Q<0.9
1	A	193/207 (93%)	-0.07	4 (2%) 63 54	71, 120, 205, 262	0
1	B	185/207 (89%)	-0.07	3 (1%) 72 62	69, 104, 175, 238	0
1	C	195/207 (94%)	0.15	4 (2%) 63 54	69, 129, 220, 348	0
1	D	187/207 (90%)	-0.04	4 (2%) 63 54	67, 101, 187, 271	0
1	E	188/207 (90%)	0.48	18 (9%) 8 7	104, 186, 265, 315	0
1	F	185/207 (89%)	0.35	20 (10%) 5 5	96, 149, 241, 315	0
1	G	187/207 (90%)	0.32	8 (4%) 35 29	104, 175, 247, 312	0
1	H	186/207 (89%)	0.39	16 (8%) 10 9	92, 159, 236, 277	0
1	I	188/207 (90%)	0.57	18 (9%) 8 7	111, 180, 273, 324	0
1	J	185/207 (89%)	0.46	24 (12%) 3 4	108, 169, 246, 283	0
1	K	188/207 (90%)	0.34	14 (7%) 14 12	94, 176, 250, 315	0
1	L	187/207 (90%)	0.38	14 (7%) 14 12	81, 146, 241, 396	0
All	All	2254/2484 (90%)	0.27	147 (6%) 18 15	67, 151, 245, 396	0

All (147) RSRZ outliers are listed below:

Mol	Chain	Res	Type	RSRZ
1	E	204	ASN	8.1
1	F	9	GLY	5.8
1	F	109	THR	5.4
1	J	162	VAL	4.5
1	D	109	THR	4.5
1	E	169	GLU	4.5
1	I	118	GLU	4.4
1	I	110	ALA	4.3
1	L	9	GLY	4.3
1	J	200	LYS	4.1
1	I	109	THR	4.1

Continued on next page...

Continued from previous page...

Mol	Chain	Res	Type	RSRZ
1	K	119	LYS	4.1
1	I	203	VAL	4.0
1	J	9	GLY	4.0
1	B	9	GLY	4.0
1	E	165	GLU	3.9
1	L	77	TYR	3.8
1	F	177	ASN	3.8
1	L	109	THR	3.8
1	E	159	LYS	3.6
1	G	97	LEU	3.6
1	L	199	TYR	3.6
1	L	157	THR	3.6
1	L	177	ASN	3.5
1	I	107	ASP	3.5
1	J	161	LEU	3.4
1	E	44	THR	3.4
1	F	184	ARG	3.4
1	F	180	GLU	3.4
1	L	161	LEU	3.3
1	K	169	GLU	3.3
1	F	195	SER	3.3
1	E	56	THR	3.3
1	F	148	SER	3.2
1	D	77	TYR	3.2
1	I	191	HIS	3.2
1	H	160	ASP	3.1
1	I	121	GLN	3.1
1	G	153	LEU	3.1
1	L	191	HIS	3.1
1	K	168	GLU	3.0
1	K	96	VAL	3.0
1	F	199	TYR	3.0
1	J	177	ASN	3.0
1	G	96	VAL	3.0
1	F	200	LYS	2.9
1	E	109	THR	2.9
1	J	175	ILE	2.9
1	C	204	ASN	2.9
1	J	203	VAL	2.8
1	I	119	LYS	2.8
1	C	112	ASP	2.8
1	F	185	SER	2.8

Continued on next page...

Continued from previous page...

Mol	Chain	Res	Type	RSRZ
1	J	160	ASP	2.8
1	J	201	ILE	2.8
1	H	177	ASN	2.8
1	H	8	HIS	2.8
1	G	200	LYS	2.8
1	A	116	PRO	2.7
1	K	166	LYS	2.7
1	J	202	PRO	2.7
1	K	10	SER	2.7
1	F	176	THR	2.6
1	E	38	TYR	2.6
1	L	192	LYS	2.6
1	J	174	PHE	2.6
1	F	202	PRO	2.6
1	F	77	TYR	2.6
1	I	167	TRP	2.6
1	L	190	ILE	2.6
1	I	54	LEU	2.6
1	J	158	ASP	2.6
1	J	184	ARG	2.6
1	I	11	ILE	2.6
1	J	91	ILE	2.6
1	E	167	TRP	2.6
1	J	185	SER	2.6
1	H	200	LYS	2.5
1	H	190	ILE	2.5
1	F	169	GLU	2.5
1	E	166	LYS	2.5
1	H	179	GLU	2.5
1	H	159	LYS	2.5
1	E	118	GLU	2.4
1	G	11	ILE	2.4
1	J	109	THR	2.4
1	E	12	THR	2.4
1	K	159	LYS	2.4
1	B	109	THR	2.4
1	F	91	ILE	2.4
1	H	191	HIS	2.4
1	F	92	GLU	2.4
1	I	190	ILE	2.4
1	L	91	ILE	2.4
1	H	161	LEU	2.4

Continued on next page...

Continued from previous page...

Mol	Chain	Res	Type	RSRZ
1	I	44	THR	2.4
1	K	12	THR	2.4
1	A	114	SER	2.3
1	I	159	LYS	2.3
1	J	195	SER	2.3
1	F	90	ASN	2.3
1	J	75	TRP	2.3
1	J	163	VAL	2.3
1	K	118	GLU	2.3
1	K	97	LEU	2.3
1	H	9	GLY	2.3
1	E	188	THR	2.3
1	F	203	VAL	2.3
1	H	194	ASN	2.3
1	I	49	TYR	2.3
1	H	192	LYS	2.2
1	E	168	GLU	2.2
1	I	187	THR	2.2
1	J	18	GLU	2.2
1	I	168	GLU	2.2
1	K	165	GLU	2.2
1	A	92	GLU	2.2
1	H	95	GLU	2.2
1	H	165	GLU	2.2
1	E	77	TYR	2.2
1	B	77	TYR	2.2
1	L	92	GLU	2.2
1	E	158	ASP	2.2
1	L	90	ASN	2.2
1	G	90	ASN	2.2
1	F	201	ILE	2.2
1	G	173	GLN	2.2
1	J	169	GLU	2.2
1	G	152	ASP	2.1
1	K	117	ARG	2.1
1	C	10	SER	2.1
1	H	97	LEU	2.1
1	D	108	LYS	2.1
1	E	92	GLU	2.1
1	E	124	ILE	2.1
1	F	159	LYS	2.1
1	D	202	PRO	2.1

Continued on next page...

Continued from previous page...

Mol	Chain	Res	Type	RSRZ
1	I	13	LEU	2.1
1	J	196	MET	2.1
1	C	203	VAL	2.1
1	J	159	LYS	2.0
1	K	13	LEU	2.0
1	A	10	SER	2.0
1	L	110	ALA	2.0
1	H	82	GLN	2.0
1	K	11	ILE	2.0
1	J	165	GLU	2.0

6.2 Non-standard residues in protein, DNA, RNA chains [i](#)

There are no non-standard protein/DNA/RNA residues in this entry.

6.3 Carbohydrates [i](#)

There are no monosaccharides in this entry.

6.4 Ligands [i](#)

In the following table, the Atoms column lists the number of modelled atoms in the group and the number defined in the chemical component dictionary. The B-factors column lists the minimum, median, 95th percentile and maximum values of B factors of atoms in the group. The column labelled 'Q< 0.9' lists the number of atoms with occupancy less than 0.9.

Mol	Type	Chain	Res	Atoms	RSCC	RSR	B-factors(Å ²)	Q<0.9
2	SO4	E	206	5/5	0.68	0.26	188,188,188,188	0
2	SO4	K	206	5/5	0.77	0.27	196,196,196,196	0
2	SO4	D	206	5/5	0.79	0.44	138,138,138,138	0
2	SO4	I	206	5/5	0.80	0.18	192,192,192,192	0
2	SO4	G	206	5/5	0.82	0.42	184,184,184,184	0
2	SO4	B	206	5/5	0.84	0.33	138,138,138,138	0
2	SO4	A	206	5/5	0.85	0.24	185,185,185,185	0
2	SO4	H	206	5/5	0.85	0.36	133,133,133,133	0
2	SO4	A	207	5/5	0.88	0.21	128,128,128,128	0
2	SO4	C	206	5/5	0.88	0.20	120,120,120,120	0
2	SO4	C	207	5/5	0.88	0.18	191,191,191,191	0
2	SO4	L	206	5/5	0.90	0.37	121,121,121,121	0

6.5 Other polymers [i](#)

There are no such residues in this entry.