



Full wwPDB X-ray Structure Validation Report ⓘ

Jun 12, 2024 – 09:29 PM EDT

PDB ID : 361D
Title : CRYSTAL STRUCTURE OF DOMAIN E OF THERMUS FLAVUS 5S
RRNA: A HELICAL RNA-STRUCTURE INCLUDING A TETRALOOP
Authors : Perbandt, M.; Nolte, A.; Lorenz, S.; Erdmann, V.A.; Betzel, C.
Deposited on : 1997-11-10
Resolution : 3.00 Å(reported)

This is a Full wwPDB X-ray Structure Validation Report for a publicly released PDB entry.

We welcome your comments at validation@mail.wwpdb.org

A user guide is available at

<https://www.wwpdb.org/validation/2017/XrayValidationReportHelp>

with specific help available everywhere you see the ⓘ symbol.

The types of validation reports are described at

<http://www.wwpdb.org/validation/2017/FAQs#types>.

The following versions of software and data (see [references ⓘ](#)) were used in the production of this report:

MolProbity : 4.02b-467
Xtrriage (Phenix) : **NOT EXECUTED**
EDS : **NOT EXECUTED**
Percentile statistics : 20191225.v01 (using entries in the PDB archive December 25th 2019)
Ideal geometry (proteins) : Engh & Huber (2001)
Ideal geometry (DNA, RNA) : Parkinson et al. (1996)
Validation Pipeline (wwPDB-VP) : 2.36.2

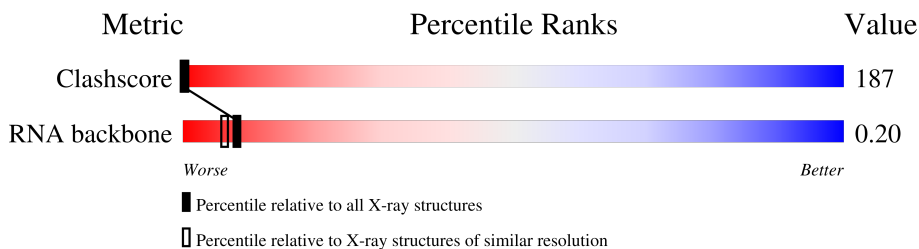
1 Overall quality at a glance

The following experimental techniques were used to determine the structure:

X-RAY DIFFRACTION

The reported resolution of this entry is 3.00 Å.

Percentile scores (ranging between 0-100) for global validation metrics of the entry are shown in the following graphic. The table shows the number of entries on which the scores are based.



Metric	Whole archive (#Entries)	Similar resolution (#Entries, resolution range(Å))
Clashscore	141614	2416 (3.00-3.00)
RNA backbone	3102	1173 (3.30-2.70)

The table below summarises the geometric issues observed across the polymeric chains and their fit to the electron density. The red, orange, yellow and green segments of the lower bar indicate the fraction of residues that contain outliers for ≥ 3 , 2, 1 and 0 types of geometric quality criteria respectively. A grey segment represents the fraction of residues that are not modelled. The numeric value for each fraction is indicated below the corresponding segment, with a dot representing fractions $\leq 5\%$

Note EDS was not executed.

Mol	Chain	Length	Quality of chain
1	A	20	
1	B	20	

2 Entry composition

There are 2 unique types of molecules in this entry. The entry contains 1079 atoms, of which 0 are hydrogens and 0 are deuteriums.

In the tables below, the ZeroOcc column contains the number of atoms modelled with zero occupancy, the AltConf column contains the number of residues with at least one atom in alternate conformation and the Trace column contains the number of residues modelled with at most 2 atoms.

- Molecule 1 is a RNA chain called RNA (5'-R(*CP*UP*GP*GP*GP*CP*GP*GP*GP*CP*GP*AP*CP*CP*GP*CP*CP*UP*GP*G)-3').

Mol	Chain	Residues	Atoms					ZeroOcc	AltConf	Trace
1	A	20	Total	C	N	O	P	3	0	0
			429	191	80	139	19			
1	B	20	Total	C	N	O	P	0	0	0
			429	191	80	139	19			

- Molecule 2 is water.

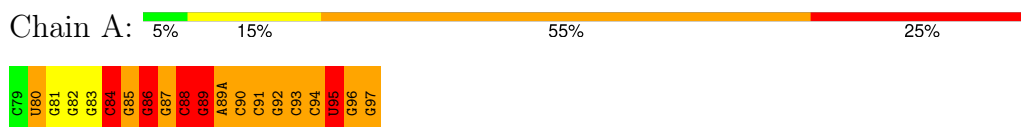
Mol	Chain	Residues	Atoms		ZeroOcc	AltConf
2	A	120	Total	O	0	0
			120	120		
2	B	101	Total	O	0	0
			101	101		

3 Residue-property plots [i](#)

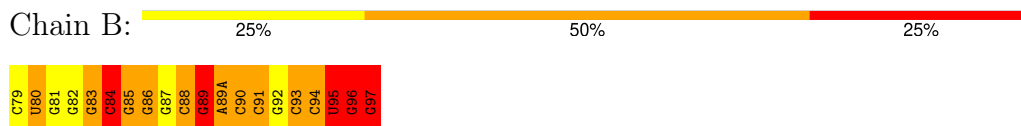
These plots are drawn for all protein, RNA, DNA and oligosaccharide chains in the entry. The first graphic for a chain summarises the proportions of the various outlier classes displayed in the second graphic. The second graphic shows the sequence view annotated by issues in geometry. Residues are color-coded according to the number of geometric quality criteria for which they contain at least one outlier: green = 0, yellow = 1, orange = 2 and red = 3 or more. Stretches of 2 or more consecutive residues without any outlier are shown as a green connector. Residues present in the sample, but not in the model, are shown in grey.

Note EDS was not executed.

- Molecule 1: RNA (5'-R(*CP*UP*GP*GP*GP*CP*GP*GP*GP*CP*GP*AP*CP*CP*GP*CP*C P*UP*GP*G)-3')



- Molecule 1: RNA (5'-R(*CP*UP*GP*GP*GP*CP*GP*GP*GP*CP*GP*AP*CP*CP*GP*CP*C P*UP*GP*G)-3')



4 Data and refinement statistics

Xtrriage (Phenix) and EDS were not executed - this section is therefore incomplete.

Property	Value	Source
Space group	P 32 2 1	Depositor
Cell constants a, b, c, α , β , γ	42.68Å 42.68Å 161.20Å 90.00° 90.00° 120.00°	Depositor
Resolution (Å)	15.00 – 3.00	Depositor
% Data completeness (in resolution range)	97.1 (15.00-3.00)	Depositor
R_{merge}	0.07	Depositor
R_{sym}	0.07	Depositor
Refinement program	X-PLOR	Depositor
R, R_{free}	0.241 , 0.318	Depositor
Estimated twinning fraction	No twinning to report.	Xtrriage
Total number of atoms	1079	wwPDB-VP
Average B, all atoms (Å ²)	32.0	wwPDB-VP

5 Model quality i

5.1 Standard geometry i

The Z score for a bond length (or angle) is the number of standard deviations the observed value is removed from the expected value. A bond length (or angle) with $|Z| > 5$ is considered an outlier worth inspection. RMSZ is the root-mean-square of all Z scores of the bond lengths (or angles).

Mol	Chain	Bond lengths		Bond angles	
		RMSZ	# Z >5	RMSZ	# Z >5
1	A	1.36	2/479 (0.4%)	1.44	8/747 (1.1%)
1	B	1.37	3/479 (0.6%)	1.42	8/747 (1.1%)
All	All	1.36	5/958 (0.5%)	1.43	16/1494 (1.1%)

Chiral center outliers are detected by calculating the chiral volume of a chiral center and verifying if the center is modelled as a planar moiety or with the opposite hand. A planarity outlier is detected by checking planarity of atoms in a peptide group, atoms in a mainchain group or atoms of a sidechain that are expected to be planar.

Mol	Chain	#Chirality outliers	#Planarity outliers
1	A	0	4
1	B	0	3
All	All	0	7

All (5) bond length outliers are listed below:

Mol	Chain	Res	Type	Atoms	Z	Observed(Å)	Ideal(Å)
1	A	96	G	N9-C4	5.57	1.42	1.38
1	A	88	C	C3'-O3'	5.35	1.49	1.42
1	B	84	C	C4-N4	-5.15	1.29	1.33
1	B	97	G	N9-C4	-5.13	1.33	1.38
1	B	89	G	C2-N3	-5.07	1.28	1.32

All (16) bond angle outliers are listed below:

Mol	Chain	Res	Type	Atoms	Z	Observed(°)	Ideal(°)
1	A	86	G	N9-C1'-C2'	8.38	124.89	114.00
1	B	97	G	C4'-C3'-O3'	8.33	129.65	113.00
1	A	80	U	O4'-C1'-N1	6.76	113.61	108.20
1	B	97	G	N9-C1'-C2'	-6.36	105.01	112.00
1	B	86	G	N9-C1'-C2'	5.99	121.78	114.00
1	A	87	G	C2'-C3'-O3'	5.69	122.80	113.70
1	A	95	U	N1-C1'-C2'	5.64	121.33	114.00

Continued on next page...

Continued from previous page...

Mol	Chain	Res	Type	Atoms	Z	Observed(°)	Ideal(°)
1	B	95	U	N1-C1'-C2'	5.46	121.09	114.00
1	A	89	G	O4'-C1'-N9	5.40	112.52	108.20
1	B	97	G	C5'-C4'-C3'	5.38	124.61	116.00
1	B	89	G	C2'-C3'-O3'	-5.36	97.72	109.50
1	A	84	C	C5-C4-N4	-5.31	116.48	120.20
1	A	88	C	C5'-C4'-C3'	5.27	124.44	116.00
1	A	87	G	C3'-C2'-C1'	-5.16	97.37	101.50
1	B	97	G	C5'-C4'-O4'	5.13	115.26	109.10
1	B	83	G	O5'-P-OP1	-5.09	101.12	105.70

There are no chirality outliers.

All (7) planarity outliers are listed below:

Mol	Chain	Res	Type	Group
1	A	86	G	Sidechain
1	A	89	G	Sidechain
1	A	92	G	Sidechain
1	A	95	U	Sidechain
1	B	89	G	Sidechain
1	B	96	G	Sidechain
1	B	97	G	Sidechain

5.2 Too-close contacts

In the following table, the Non-H and H(model) columns list the number of non-hydrogen atoms and hydrogen atoms in the chain respectively. The H(added) column lists the number of hydrogen atoms added and optimized by MolProbity. The Clashes column lists the number of clashes within the asymmetric unit, whereas Symm-Clashes lists symmetry-related clashes.

Mol	Chain	Non-H	H(model)	H(added)	Clashes	Symm-Clashes
1	A	429	0	220	116	0
1	B	429	0	218	123	0
2	A	120	0	0	1	0
2	B	101	0	0	3	0
All	All	1079	0	438	237	0

The all-atom clashscore is defined as the number of clashes found per 1000 atoms (including hydrogen atoms). The all-atom clashscore for this structure is 187.

All (237) close contacts within the same asymmetric unit are listed below, sorted by their clash magnitude.

Atom-1	Atom-2	Interatomic distance (Å)	Clash overlap (Å)
1:B:80:U:H2'	1:B:81:G:C8	1.78	1.18
1:A:80:U:H2'	1:A:81:G:C8	1.79	1.17
1:A:89(A):A:C2	1:A:90:C:H1'	1.80	1.17
1:B:80:U:H2'	1:B:81:G:N7	1.71	1.04
1:A:96:G:O2'	1:A:97:G:H4'	1.55	1.03
1:B:89:G:H5'	1:B:89(A):A:N7	1.72	1.03
1:A:87:G:H2'	1:A:88:C:H5''	1.40	0.99
1:B:84:C:C5'	1:B:84:C:H6	1.76	0.98
1:B:89(A):A:C2	1:B:90:C:H1'	1.99	0.97
1:B:81:G:O5'	1:B:81:G:H8	1.48	0.97
1:B:80:U:C2'	1:B:81:G:C8	2.50	0.95
1:B:87:G:H21	1:B:89(A):A:H62	1.08	0.92
1:A:81:G:O5'	1:A:81:G:H8	1.50	0.92
1:A:84:C:H42	1:A:92:G:H1	1.16	0.90
1:B:84:C:H6	1:B:84:C:H5'	1.34	0.90
1:A:87:G:H21	1:A:89(A):A:H62	1.15	0.89
1:B:96:G:H3'	1:B:97:G:H5''	1.55	0.88
1:A:86:G:H2'	1:A:87:G:C8	2.08	0.87
1:B:86:G:H2'	1:B:87:G:C8	2.10	0.86
1:A:84:C:N4	1:A:92:G:H1	1.76	0.83
1:B:80:U:OP2	1:B:80:U:H3'	1.79	0.82
1:A:95:U:H2'	1:A:96:G:C8	2.14	0.81
1:B:84:C:N4	1:B:92:G:H1	1.78	0.80
1:B:89:G:H2'	1:B:89(A):A:OP1	1.80	0.79
1:B:93:C:H2'	1:B:94:C:C5'	2.12	0.79
1:B:84:C:C6	1:B:84:C:C4'	2.65	0.79
1:A:93:C:H2'	1:A:94:C:C5'	2.13	0.79
1:B:84:C:C6	1:B:84:C:C3'	2.65	0.78
1:A:81:G:H2'	1:A:82:G:O4'	1.84	0.78
1:A:84:C:H6	1:A:84:C:C5'	1.97	0.78
1:B:84:C:H6	1:B:84:C:C4'	1.97	0.77
1:A:89(A):A:H2'	1:A:90:C:O4'	1.85	0.77
1:A:95:U:C3'	1:A:96:G:C8	2.67	0.77
1:B:89:G:N3	2:B:310:HOH:O	2.18	0.76
1:A:80:U:O2'	1:A:81:G:H5'	1.84	0.76
1:B:93:C:H2'	1:B:94:C:H5''	1.66	0.76
1:B:80:U:C4	1:B:97:G:N7	2.55	0.75
1:A:92:G:H2'	1:A:93:C:H5'	1.70	0.73
1:B:84:C:H5'	1:B:84:C:C6	2.22	0.73
1:B:84:C:C6	1:B:84:C:H3'	2.22	0.73
1:A:80:U:H2'	1:A:81:G:H8	1.49	0.73
1:A:83:G:C2	1:A:84:C:C5	2.77	0.73

Continued on next page...

Continued from previous page...

Atom-1	Atom-2	Interatomic distance (Å)	Clash overlap (Å)
1:A:89(A):A:N3	1:A:90:C:H1'	2.04	0.72
1:B:92:G:H2'	1:B:93:C:H5'	1.71	0.72
1:A:86:G:H2'	1:A:87:G:H8	1.51	0.72
1:A:88:C:H3'	1:A:89(A):A:N6	2.05	0.71
1:A:95:U:H3'	1:A:96:G:N7	2.04	0.71
1:A:84:C:H6	1:A:84:C:H5'	1.56	0.71
1:A:93:C:H2'	1:A:94:C:H5''	1.71	0.71
1:B:84:C:C5'	1:B:84:C:C6	2.67	0.71
1:B:83:G:H2'	1:B:84:C:H5'	1.73	0.71
1:A:95:U:H3'	1:A:96:G:C8	2.26	0.70
1:B:89(A):A:H2'	1:B:90:C:O4'	1.91	0.70
1:B:93:C:C6	1:B:93:C:C3'	2.75	0.70
1:A:83:G:H2'	1:A:84:C:H5'	1.72	0.70
1:A:84:C:C4'	1:A:84:C:C6	2.75	0.70
1:A:84:C:C4	1:A:85:G:C8	2.80	0.70
1:A:84:C:N3	1:A:85:G:C8	2.60	0.70
1:B:91:C:C6	1:B:91:C:H3'	2.26	0.70
1:A:82:G:O6	1:A:94:C:N3	2.24	0.69
1:A:87:G:C2'	1:A:88:C:H5''	2.19	0.69
1:B:93:C:C6	1:B:93:C:H3'	2.27	0.69
1:A:80:U:O2'	1:A:81:G:C5'	2.40	0.69
1:A:88:C:C6	1:A:89(A):A:N1	2.61	0.69
1:B:89:G:H5'	1:B:89(A):A:C8	2.27	0.69
1:A:91:C:H3'	1:A:91:C:C6	2.28	0.69
1:A:82:G:C2	1:A:83:G:C8	2.82	0.68
1:A:96:G:P	1:A:96:G:H8	2.15	0.68
1:B:84:C:N4	1:B:92:G:N1	2.42	0.68
1:B:83:G:C2	1:B:84:C:C5	2.81	0.68
1:A:95:U:C2'	1:A:96:G:C8	2.77	0.68
1:A:84:C:C6	1:A:84:C:C3'	2.77	0.67
1:B:87:G:N2	1:B:89(A):A:H62	1.88	0.67
1:B:82:G:C2	1:B:83:G:C8	2.82	0.67
1:B:80:U:H3'	1:B:80:U:P	2.35	0.66
1:B:91:C:H5'	1:B:91:C:H6	1.59	0.66
1:A:81:G:C2	1:A:82:G:C8	2.82	0.66
1:B:81:G:C8	1:B:81:G:O5'	2.40	0.66
1:B:93:C:C2'	1:B:94:C:H5''	2.25	0.66
1:B:84:C:C2'	1:B:85:G:O5'	2.43	0.66
1:A:84:C:H6	1:A:84:C:C4'	2.09	0.66
1:B:81:G:H2'	1:B:82:G:O4'	1.97	0.65
1:A:82:G:N3	1:A:82:G:H2'	2.12	0.64

Continued on next page...

Continued from previous page...

Atom-1	Atom-2	Interatomic distance (Å)	Clash overlap (Å)
1:B:82:G:C6	1:B:83:G:N7	2.65	0.64
1:B:91:C:C6	1:B:91:C:C3'	2.81	0.64
1:B:86:G:H2'	1:B:87:G:H8	1.60	0.63
1:A:89:G:H5'	1:A:89(A):A:C8	2.33	0.63
1:A:83:G:O6	1:A:94:C:C4	2.52	0.63
1:A:93:C:H3'	1:A:93:C:C6	2.34	0.63
1:B:93:C:C5'	1:B:93:C:H6	2.11	0.63
1:B:84:C:C4	1:B:85:G:C8	2.86	0.62
1:A:93:C:C2'	1:A:94:C:H5''	2.29	0.62
1:B:83:G:H1	1:B:93:C:H42	1.47	0.62
1:A:91:C:C6	1:A:91:C:C3'	2.83	0.62
1:B:84:C:N4	1:B:92:G:C6	2.68	0.61
1:B:80:U:N3	1:B:97:G:C8	2.68	0.61
1:A:93:C:C6	1:A:93:C:C3'	2.84	0.61
1:B:96:G:C3'	1:B:97:G:H5''	2.29	0.61
1:B:82:G:N1	1:B:83:G:N7	2.48	0.61
1:A:82:G:C6	1:A:83:G:N7	2.69	0.61
1:B:82:G:N3	1:B:82:G:H2'	2.15	0.61
1:B:82:G:O6	1:B:94:C:N3	2.33	0.60
1:A:83:G:O6	1:A:94:C:N3	2.34	0.60
1:B:80:U:O2'	1:B:81:G:C8	2.54	0.60
1:B:81:G:C2	1:B:82:G:C8	2.88	0.60
1:A:82:G:N1	1:A:83:G:N7	2.49	0.60
1:B:84:C:H2'	1:B:85:G:O5'	2.00	0.60
1:B:89(A):A:N3	1:B:90:C:H1'	2.17	0.60
1:B:94:C:C4	1:B:95:U:C5	2.90	0.59
1:A:96:G:H2'	1:A:97:G:H5''	1.84	0.59
1:B:83:G:H1	1:B:93:C:N4	1.99	0.59
1:A:83:G:H1	1:A:93:C:N4	2.00	0.59
1:A:83:G:H1	1:A:93:C:H42	1.50	0.59
1:B:93:C:H3'	1:B:94:C:H5''	1.85	0.59
1:B:96:G:H5'	1:B:96:G:H8	1.68	0.58
1:B:89:G:C2'	1:B:89(A):A:OP1	2.49	0.58
1:B:89:G:C5'	1:B:89(A):A:C8	2.86	0.58
1:B:96:G:H3'	1:B:97:G:C5'	2.32	0.58
1:A:84:C:C6	1:A:84:C:H3'	2.36	0.58
1:B:93:C:H5'	1:B:93:C:H6	1.68	0.58
1:B:95:U:C2'	1:B:96:G:H5''	2.34	0.58
1:A:92:G:C6	1:A:93:C:C4	2.92	0.57
1:A:96:G:H8	1:A:96:G:O5'	1.85	0.57
1:A:91:C:H6	1:A:91:C:H5'	1.70	0.57

Continued on next page...

Continued from previous page...

Atom-1	Atom-2	Interatomic distance (Å)	Clash overlap (Å)
1:B:87:G:H21	1:B:89(A):A:N6	1.92	0.57
1:B:93:C:H1'	2:B:303:HOH:O	2.03	0.57
1:B:93:C:C3'	1:B:94:C:H5''	2.35	0.56
1:A:87:G:H8	1:A:87:G:H5''	1.71	0.55
1:A:80:U:C2'	1:A:81:G:C8	2.72	0.55
1:A:83:G:C6	1:A:94:C:C2	2.95	0.55
1:B:89:G:C3'	1:B:89(A):A:H8	2.19	0.55
1:A:85:G:N3	1:A:85:G:H2'	2.21	0.55
1:A:96:G:C8	1:A:96:G:P	2.99	0.55
1:A:96:G:O2'	1:A:97:G:C4'	2.44	0.55
1:B:93:C:C6	1:B:93:C:C4'	2.90	0.55
1:A:87:G:N2	1:A:89(A):A:H62	1.95	0.54
1:B:95:U:H2'	1:B:96:G:C5'	2.37	0.54
1:A:81:G:C8	1:A:81:G:O5'	2.43	0.54
1:B:92:G:C6	1:B:93:C:C4	2.96	0.54
1:B:89:G:C3'	1:B:89(A):A:C8	2.92	0.53
1:B:87:G:N2	1:B:89:G:OP1	2.42	0.53
1:A:84:C:H2'	1:A:85:G:O5'	2.08	0.53
1:A:87:G:C8	1:A:87:G:H5''	2.44	0.52
1:B:92:G:H2'	1:B:93:C:C5'	2.38	0.52
1:B:93:C:H6	1:B:93:C:C4'	2.21	0.52
1:A:83:G:C6	1:A:94:C:N3	2.78	0.52
1:A:87:G:O6	1:B:97:G:O6	2.28	0.52
1:A:96:G:C8	1:A:96:G:O5'	2.62	0.52
1:B:80:U:N3	1:B:97:G:N7	2.58	0.52
1:B:83:G:H2'	1:B:84:C:C5'	2.39	0.52
1:B:84:C:N3	1:B:85:G:C8	2.77	0.52
1:A:84:C:C2'	1:A:85:G:O5'	2.59	0.51
1:B:87:G:H8	1:B:87:G:H5''	1.74	0.51
1:A:93:C:N4	1:A:94:C:C5	2.79	0.51
1:A:93:C:C5'	1:A:93:C:H6	2.24	0.51
1:B:87:G:C8	1:B:87:G:H5''	2.46	0.51
1:A:83:G:H2'	1:A:84:C:C5'	2.41	0.51
1:A:84:C:C5'	1:A:84:C:C6	2.86	0.51
1:A:93:C:H3'	1:A:94:C:H5''	1.93	0.50
1:A:89(A):A:N3	1:A:90:C:C1'	2.72	0.50
1:B:91:C:H2'	1:B:92:G:O5'	2.11	0.50
1:A:83:G:N2	1:A:84:C:C5	2.80	0.50
1:B:83:G:N2	1:B:84:C:C4	2.80	0.50
1:B:88:C:H2'	1:B:88:C:O2	2.11	0.50
1:B:85:G:N3	1:B:85:G:H2'	2.27	0.50

Continued on next page...

Continued from previous page...

Atom-1	Atom-2	Interatomic distance (Å)	Clash overlap (Å)
1:A:80:U:N3	1:A:81:G:C6	2.80	0.50
1:A:93:C:C3'	1:A:94:C:H5''	2.42	0.50
1:B:84:C:HO2'	1:B:85:G:P	2.35	0.49
1:B:79:C:H2'	1:B:80:U:H5'	1.94	0.49
1:A:96:G:HO2'	1:A:97:G:H4'	1.72	0.48
1:B:89(A):A:H2'	1:B:90:C:H6	1.77	0.48
1:B:80:U:OP2	1:B:80:U:C3'	2.58	0.48
1:A:80:U:C2'	1:A:81:G:O5'	2.62	0.48
1:A:92:G:C2'	1:A:93:C:H5'	2.43	0.48
1:B:84:C:O2'	1:B:85:G:P	2.72	0.48
1:B:79:C:H2'	1:B:79:C:O2	2.13	0.47
1:B:83:G:C2	1:B:84:C:C4	3.02	0.47
1:B:86:G:O2'	1:B:87:G:O5'	2.27	0.47
1:B:89:G:H3'	1:B:89(A):A:C8	2.48	0.47
1:B:83:G:N2	1:B:84:C:C5	2.82	0.47
1:A:85:G:OP2	1:B:97:G:H5'	2.15	0.47
1:A:89(A):A:C2'	1:A:90:C:O5'	2.63	0.47
1:B:95:U:H2'	1:B:96:G:H5'	1.95	0.47
1:A:84:C:N4	1:A:92:G:N1	2.40	0.47
1:A:93:C:H5'	1:A:93:C:H6	1.80	0.46
1:A:89:G:C5'	1:A:89(A):A:C8	2.97	0.46
1:A:81:G:H22	1:A:95:U:H3	1.63	0.46
1:A:94:C:C4	1:A:95:U:C5	3.03	0.46
1:A:82:G:N3	1:A:82:G:C2'	2.79	0.46
1:A:89:G:OP1	1:A:89(A):A:C5	2.68	0.46
1:B:79:C:H41	1:B:97:G:H8	1.58	0.46
1:B:94:C:N3	1:B:95:U:C5	2.84	0.46
1:B:95:U:C2'	1:B:96:G:C5'	2.94	0.46
1:B:91:C:C2'	1:B:92:G:O5'	2.64	0.45
1:B:93:C:C2'	1:B:94:C:C5'	2.87	0.45
1:B:82:G:N3	1:B:82:G:C2'	2.79	0.45
1:B:93:C:H5'	1:B:93:C:C6	2.50	0.45
1:A:92:G:H2'	1:A:93:C:C5'	2.44	0.45
1:A:93:C:H2'	1:A:94:C:O5'	2.15	0.45
1:A:80:U:C2	1:A:81:G:C5	3.04	0.45
1:A:92:G:N1	1:A:93:C:C4	2.85	0.45
1:A:93:C:C4	1:A:94:C:C6	3.05	0.45
1:A:82:G:C2	1:A:83:G:N7	2.85	0.44
1:A:95:U:C3'	1:A:96:G:N7	2.76	0.44
1:A:89(A):A:H2'	1:A:90:C:O5'	2.18	0.44
1:A:81:G:N1	1:A:82:G:N7	2.66	0.44

Continued on next page...

Continued from previous page...

Atom-1	Atom-2	Interatomic distance (Å)	Clash overlap (Å)
1:B:92:G:N2	2:B:303:HOH:O	2.50	0.44
1:A:91:C:H2'	1:A:92:G:O5'	2.18	0.44
1:A:80:U:H2'	1:A:81:G:O5'	2.19	0.43
1:A:93:C:C2'	1:A:94:C:C5'	2.89	0.43
1:B:95:U:H2'	1:B:96:G:H5''	1.97	0.43
1:B:81:G:C8	1:B:81:G:H3'	2.53	0.43
1:B:89:G:O3'	1:B:89(A):A:H8	2.01	0.43
1:B:84:C:H2'	1:B:85:G:O4'	2.19	0.43
1:B:86:G:C2'	1:B:87:G:O5'	2.67	0.43
1:A:81:G:C4	1:A:82:G:C8	3.07	0.43
1:A:95:U:O3'	1:A:96:G:H8	2.01	0.43
1:B:90:C:O2	1:B:90:C:H2'	2.18	0.43
1:A:85:G:C4	1:A:92:G:C2	3.07	0.42
1:B:93:C:H2'	1:B:94:C:O5'	2.18	0.42
1:A:93:C:C6	1:A:93:C:C4'	3.03	0.42
1:A:85:G:N3	1:A:85:G:C2'	2.82	0.42
1:A:92:G:O6	1:A:93:C:N4	2.52	0.42
1:B:89:G:H3'	1:B:89(A):A:H8	1.84	0.42
1:B:92:G:N1	1:B:93:C:C4	2.87	0.41
1:B:93:C:C3'	1:B:94:C:C5'	2.98	0.41
1:A:80:U:HO2'	1:A:81:G:C5'	2.33	0.41
1:B:81:G:N1	1:B:82:G:N7	2.68	0.41
1:B:81:G:C8	1:B:81:G:C3'	3.03	0.41
1:B:89(A):A:C2'	1:B:90:C:O5'	2.69	0.41
1:B:96:G:C3'	1:B:96:G:C8	3.03	0.41
1:A:84:C:N3	1:A:92:G:N2	2.59	0.41
1:A:97:G:H5'	2:A:214:HOH:O	2.21	0.41
1:B:82:G:C2	1:B:83:G:N7	2.88	0.41
1:B:83:G:C2'	1:B:84:C:C5'	2.99	0.41
1:A:84:C:C4	1:A:85:G:N7	2.89	0.40
1:A:93:C:H6	1:A:93:C:C4'	2.35	0.40

There are no symmetry-related clashes.

5.3 Torsion angles

5.3.1 Protein backbone

There are no protein molecules in this entry.

5.3.2 Protein sidechains [i](#)

There are no protein molecules in this entry.

5.3.3 RNA [i](#)

Mol	Chain	Analysed	Backbone Outliers	Pucker Outliers
1	A	19/20 (95%)	11 (57%)	2 (10%)
1	B	19/20 (95%)	13 (68%)	1 (5%)
All	All	38/40 (95%)	24 (63%)	3 (7%)

All (24) RNA backbone outliers are listed below:

Mol	Chain	Res	Type
1	A	84	C
1	A	85	G
1	A	88	C
1	A	89	G
1	A	89(A)	A
1	A	90	C
1	A	91	C
1	A	93	C
1	A	94	C
1	A	95	U
1	A	97	G
1	B	80	U
1	B	84	C
1	B	85	G
1	B	88	C
1	B	89	G
1	B	89(A)	A
1	B	90	C
1	B	91	C
1	B	93	C
1	B	94	C
1	B	95	U
1	B	96	G
1	B	97	G

All (3) RNA pucker outliers are listed below:

Mol	Chain	Res	Type
1	A	84	C

Continued on next page...

Continued from previous page...

Mol	Chain	Res	Type
1	A	88	C
1	B	84	C

5.4 Non-standard residues in protein, DNA, RNA chains [i](#)

There are no non-standard protein/DNA/RNA residues in this entry.

5.5 Carbohydrates [i](#)

There are no monosaccharides in this entry.

5.6 Ligand geometry [i](#)

There are no ligands in this entry.

5.7 Other polymers [i](#)

There are no such residues in this entry.

5.8 Polymer linkage issues [i](#)

There are no chain breaks in this entry.

6 Fit of model and data

6.1 Protein, DNA and RNA chains

EDS was not executed - this section is therefore empty.

6.2 Non-standard residues in protein, DNA, RNA chains

EDS was not executed - this section is therefore empty.

6.3 Carbohydrates

EDS was not executed - this section is therefore empty.

6.4 Ligands

EDS was not executed - this section is therefore empty.

6.5 Other polymers

EDS was not executed - this section is therefore empty.