



# Full wwPDB X-ray Structure Validation Report ⓘ

Jun 13, 2024 – 12:33 AM EDT

PDB ID : 2YJY  
Title : A specific and modular binding code for cytosine recognition in PUF domains  
Authors : Dong, S.; Wang, Y.; Cassidy-Amstutz, C.; Lu, G.; Qiu, C.; Bigler, R.; Jezyk, M.; Li, C.; Hall, T.M.T.; Wang, Z.  
Deposited on : 2011-05-24  
Resolution : 2.60 Å(reported)

This is a Full wwPDB X-ray Structure Validation Report for a publicly released PDB entry.

We welcome your comments at [validation@mail.wwpdb.org](mailto:validation@mail.wwpdb.org)

A user guide is available at

<https://www.wwpdb.org/validation/2017/XrayValidationReportHelp>

with specific help available everywhere you see the ⓘ symbol.

The types of validation reports are described at

<http://www.wwpdb.org/validation/2017/FAQs#types>.

---

The following versions of software and data (see [references ⓘ](#)) were used in the production of this report:

MolProbity : 4.02b-467  
Xtriage (Phenix) : 1.20.1  
EDS : 2.36.2  
Percentile statistics : 20191225.v01 (using entries in the PDB archive December 25th 2019)  
Refmac : 5.8.0158  
CCP4 : 7.0.044 (Gargrove)  
Ideal geometry (proteins) : Engh & Huber (2001)  
Ideal geometry (DNA, RNA) : Parkinson et al. (1996)  
Validation Pipeline (wwPDB-VP) : 2.36.2

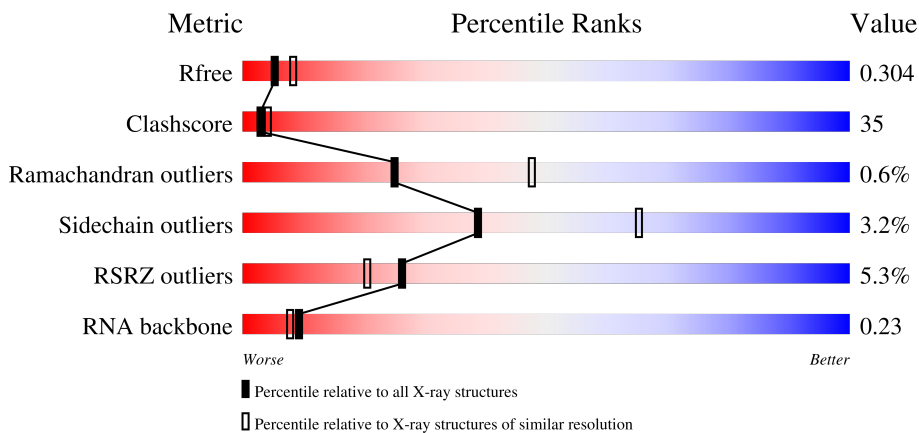
# 1 Overall quality at a glance

The following experimental techniques were used to determine the structure:

*X-RAY DIFFRACTION*

The reported resolution of this entry is 2.60 Å.

Percentile scores (ranging between 0-100) for global validation metrics of the entry are shown in the following graphic. The table shows the number of entries on which the scores are based.



Metric	Whole archive (#Entries)	Similar resolution (#Entries, resolution range(Å))
$R_{free}$	130704	3163 (2.60-2.60)
Clashscore	141614	3518 (2.60-2.60)
Ramachandran outliers	138981	3455 (2.60-2.60)
Sidechain outliers	138945	3455 (2.60-2.60)
RSRZ outliers	127900	3104 (2.60-2.60)
RNA backbone	3102	1040 (2.90-2.30)

The table below summarises the geometric issues observed across the polymeric chains and their fit to the electron density. The red, orange, yellow and green segments of the lower bar indicate the fraction of residues that contain outliers for  $\geq 3$ , 2, 1 and 0 types of geometric quality criteria respectively. A grey segment represents the fraction of residues that are not modelled. The numeric value for each fraction is indicated below the corresponding segment, with a dot representing fractions  $\leq 5\%$ . The upper red bar (where present) indicates the fraction of residues that have poor fit to the electron density. The numeric value is given above the bar.

Mol	Chain	Length	Quality of chain
1	A	350	 6% 46% 49%
1	B	350	 4% 50% 44%
2	C	10	 10% 30% 30% 40%
2	D	10	 10% 10% 30% 30% 30%

## 2 Entry composition [i](#)

There are 3 unique types of molecules in this entry. The entry contains 6012 atoms, of which 0 are hydrogens and 0 are deuteriums.

In the tables below, the ZeroOcc column contains the number of atoms modelled with zero occupancy, the AltConf column contains the number of residues with at least one atom in alternate conformation and the Trace column contains the number of residues modelled with at most 2 atoms.

- Molecule 1 is a protein called PUMILIO HOMOLOG 1.

Mol	Chain	Residues	Atoms					ZeroOcc	AltConf	Trace
			Total	C	N	O	S			
1	A	337	Total 2727	C 1726	N 494	O 490	S 17	0	0	0
1	B	341	Total 2763	C 1752	N 496	O 498	S 17	0	0	0

There are 6 discrepancies between the modelled and reference sequences:

Chain	Residue	Modelled	Actual	Comment	Reference
A	827	MET	-	expression tag	UNP Q14671
A	1043	SER	ASN	engineered mutation	UNP Q14671
A	1047	ARG	GLN	engineered mutation	UNP Q14671
B	827	MET	-	expression tag	UNP Q14671
B	1043	SER	ASN	engineered mutation	UNP Q14671
B	1047	ARG	GLN	engineered mutation	UNP Q14671

- Molecule 2 is a RNA chain called 5'-R(\*AP\*UP\*UP\*GP\*CP\*AP\*UP\*AP\*UP\*AP)-3'.

Mol	Chain	Residues	Atoms					ZeroOcc	AltConf	Trace
			Total	C	N	O	P			
2	C	10	Total 211	C 95	N 36	O 70	P 10	0	0	0
2	D	10	Total 211	C 95	N 36	O 70	P 10	0	0	0

- Molecule 3 is water.

Mol	Chain	Residues	Atoms	ZeroOcc	AltConf
3	A	45	Total 45 O 45	0	0
3	B	45	Total 45 O 45	0	0
3	C	6	Total 6 O 6	0	0

*Continued on next page...*

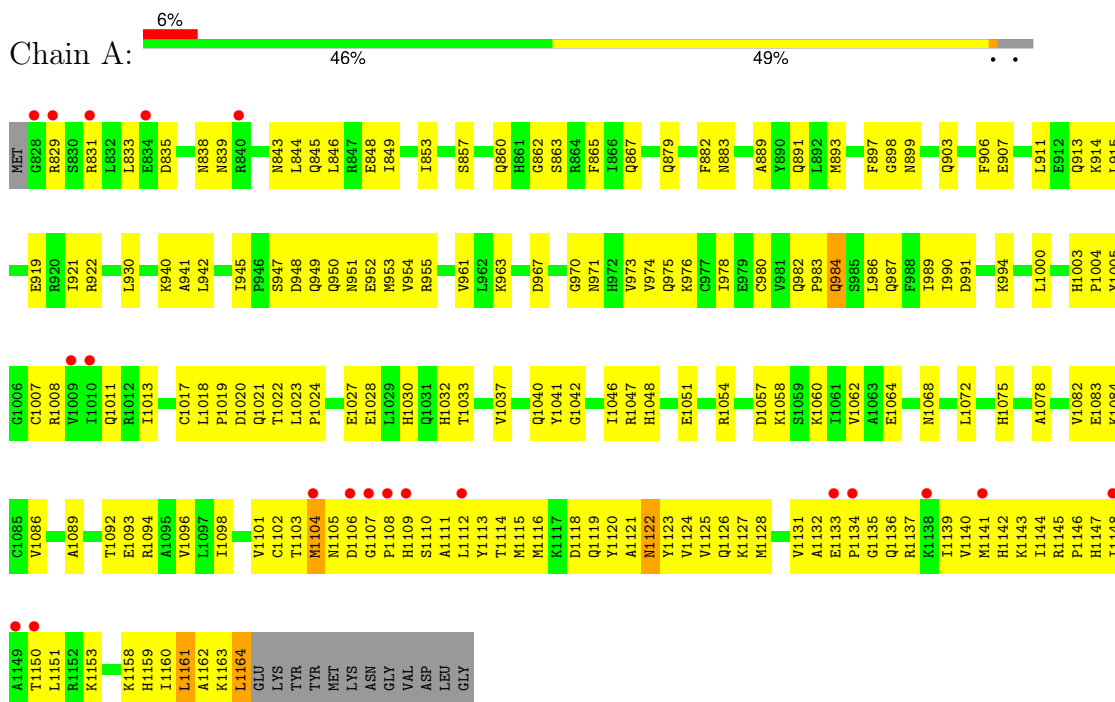
*Continued from previous page...*

<b>Mol</b>	<b>Chain</b>	<b>Residues</b>	<b>Atoms</b>		<b>ZeroOcc</b>	<b>AltConf</b>
3	D	4	Total	O	0	0
			4	4		

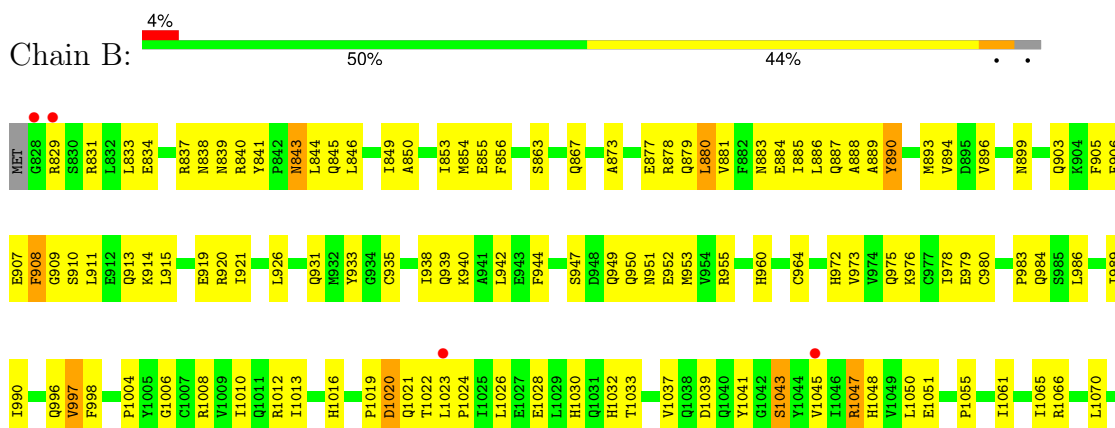
### 3 Residue-property plots [i](#)

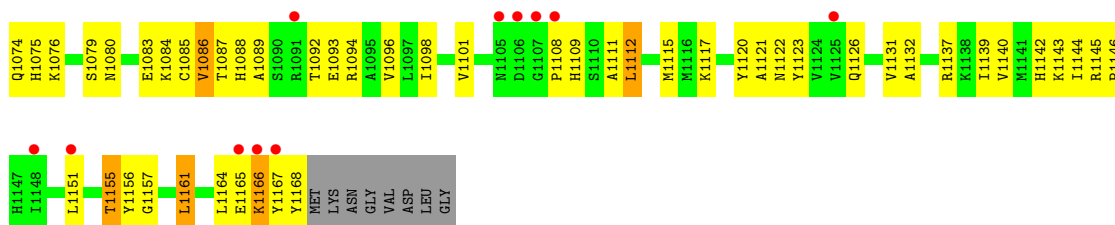
These plots are drawn for all protein, RNA, DNA and oligosaccharide chains in the entry. The first graphic for a chain summarises the proportions of the various outlier classes displayed in the second graphic. The second graphic shows the sequence view annotated by issues in geometry and electron density. Residues are color-coded according to the number of geometric quality criteria for which they contain at least one outlier: green = 0, yellow = 1, orange = 2 and red = 3 or more. A red dot above a residue indicates a poor fit to the electron density ( $RSRZ > 2$ ). Stretches of 2 or more consecutive residues without any outlier are shown as a green connector. Residues present in the sample, but not in the model, are shown in grey.

#### • Molecule 1: PUMILIO HOMOLOG 1

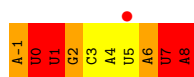
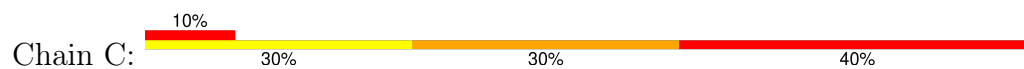


#### • Molecule 1: PUMILIO HOMOLOG 1

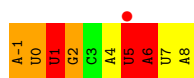




- Molecule 2: 5'-R(\*AP\*UP\*UP\*GP\*CP\*AP\*UP\*AP\*UP\*AP)-3'



- Molecule 2: 5'-R(\*AP\*UP\*UP\*GP\*CP\*AP\*UP\*AP\*UP\*AP)-3'



## 4 Data and refinement statistics

Property	Value	Source
Space group	P 21 21 21	Depositor
Cell constants a, b, c, $\alpha$ , $\beta$ , $\gamma$	35.80Å 59.34Å 344.72Å 90.00° 90.00° 90.00°	Depositor
Resolution (Å)	24.98 – 2.60 24.98 – 2.60	Depositor EDS
% Data completeness (in resolution range)	86.7 (24.98-2.60) 89.0 (24.98-2.60)	Depositor EDS
$R_{merge}$	0.13	Depositor
$R_{sym}$	(Not available)	Depositor
$\langle I/\sigma(I) \rangle$ <sup>1</sup>	3.70 (at 2.60Å)	Xtrriage
Refinement program	PHENIX (PHENIX.REFINE)	Depositor
R, $R_{free}$	0.210 , 0.306 0.218 , 0.304	Depositor DCC
$R_{free}$ test set	1090 reflections (5.14%)	wwPDB-VP
Wilson B-factor (Å <sup>2</sup> )	39.7	Xtrriage
Anisotropy	0.472	Xtrriage
Bulk solvent $k_{sol}$ (e/Å <sup>3</sup> ), $B_{sol}$ (Å <sup>2</sup> )	0.36 , 56.5	EDS
L-test for twinning <sup>2</sup>	$\langle  L  \rangle = 0.47$ , $\langle L^2 \rangle = 0.30$	Xtrriage
Estimated twinning fraction	No twinning to report.	Xtrriage
$F_o, F_c$ correlation	0.92	EDS
Total number of atoms	6012	wwPDB-VP
Average B, all atoms (Å <sup>2</sup> )	42.0	wwPDB-VP

Xtrriage's analysis on translational NCS is as follows: *The largest off-origin peak in the Patterson function is 6.74% of the height of the origin peak. No significant pseudotranslation is detected.*

<sup>1</sup>Intensities estimated from amplitudes.

<sup>2</sup>Theoretical values of  $\langle |L| \rangle$ ,  $\langle L^2 \rangle$  for acentric reflections are 0.5, 0.333 respectively for untwinned datasets, and 0.375, 0.2 for perfectly twinned datasets.

## 5 Model quality i

### 5.1 Standard geometry i

The Z score for a bond length (or angle) is the number of standard deviations the observed value is removed from the expected value. A bond length (or angle) with  $|Z| > 5$  is considered an outlier worth inspection. RMSZ is the root-mean-square of all Z scores of the bond lengths (or angles).

Mol	Chain	Bond lengths		Bond angles	
		RMSZ	# Z  >5	RMSZ	# Z  >5
1	A	0.36	0/2779	0.53	0/3748
1	B	0.35	0/2817	0.47	0/3800
2	C	0.64	0/235	1.71	8/363 (2.2%)
2	D	0.69	0/235	1.79	7/363 (1.9%)
All	All	0.39	0/6066	0.71	15/8274 (0.2%)

There are no bond length outliers.

All (15) bond angle outliers are listed below:

Mol	Chain	Res	Type	Atoms	Z	Observed(°)	Ideal(°)
2	D	1	U	N1-C1'-C2'	-11.80	98.66	114.00
2	C	1	U	N1-C1'-C2'	-10.46	100.40	114.00
2	D	5	U	O4'-C1'-N1	9.76	116.01	108.20
2	C	0	U	N1-C1'-C2'	-7.78	103.45	112.00
2	D	6	A	N9-C1'-C2'	-6.26	105.11	112.00
2	C	6	A	P-O3'-C3'	-5.78	112.77	119.70
2	C	1	U	P-O3'-C3'	-5.71	112.85	119.70
2	C	0	U	P-O3'-C3'	5.63	126.46	119.70
2	C	1	U	C3'-C2'-C1'	5.61	105.98	101.50
2	D	1	U	C3'-C2'-C1'	5.34	105.77	101.50
2	D	4	A	O4'-C1'-N9	5.27	112.42	108.20
2	C	8	A	O4'-C1'-N9	5.23	112.39	108.20
2	D	6	A	P-O3'-C3'	-5.14	113.53	119.70
2	C	7	U	C3'-C2'-C1'	5.13	105.60	101.50
2	D	7	U	O5'-P-OP2	-5.07	101.14	105.70

There are no chirality outliers.

There are no planarity outliers.



## 5.2 Too-close contacts [i](#)

In the following table, the Non-H and H(model) columns list the number of non-hydrogen atoms and hydrogen atoms in the chain respectively. The H(added) column lists the number of hydrogen atoms added and optimized by MolProbity. The Clashes column lists the number of clashes within the asymmetric unit, whereas Symm-Clashes lists symmetry-related clashes.

Mol	Chain	Non-H	H(model)	H(added)	Clashes	Symm-Clashes
1	A	2727	0	2746	190	0
1	B	2763	0	2772	191	0
2	C	211	0	107	17	0
2	D	211	0	107	15	0
3	A	45	0	0	3	0
3	B	45	0	0	3	0
3	C	6	0	0	0	0
3	D	4	0	0	1	0
All	All	6012	0	5732	402	0

The all-atom clashscore is defined as the number of clashes found per 1000 atoms (including hydrogen atoms). The all-atom clashscore for this structure is 35.

All (402) close contacts within the same asymmetric unit are listed below, sorted by their clash magnitude.

Atom-1	Atom-2	Interatomic distance (Å)	Clash overlap (Å)
1:A:1133:GLU:CG	1:A:1134:PRO:HD2	1.53	1.37
1:A:1133:GLU:CD	1:A:1134:PRO:HD2	1.52	1.29
1:A:1145:ARG:HA	1:A:1148:ILE:CD1	1.60	1.29
1:B:829:ARG:HD2	1:B:833:LEU:CD2	1.61	1.29
1:B:838:ASN:HD22	1:B:840:ARG:NH2	1.35	1.24
1:A:1133:GLU:HG2	1:A:1134:PRO:HD2	1.19	1.18
1:B:829:ARG:NH2	1:B:837:ARG:CZ	2.15	1.09
1:B:1019:PRO:O	1:B:1023:LEU:HG	1.52	1.09
1:A:1161:LEU:H	1:A:1161:LEU:HD23	1.00	1.09
1:B:829:ARG:CD	1:B:833:LEU:HD23	1.84	1.06
1:A:1133:GLU:HG2	1:A:1134:PRO:CD	1.85	1.06
1:A:1164:LEU:HD13	1:A:1164:LEU:C	1.79	1.03
1:B:854:MET:CE	1:B:888:ALA:HB3	1.89	1.02
1:B:838:ASN:ND2	1:B:840:ARG:NH2	2.07	1.02
1:A:1163:LYS:O	1:A:1164:LEU:HB3	1.59	1.01
1:A:1133:GLU:CG	1:A:1134:PRO:CD	2.38	0.99
1:A:1145:ARG:HA	1:A:1148:ILE:HD12	1.45	0.97
1:A:1133:GLU:CD	1:A:1134:PRO:CD	2.34	0.95
1:A:1075:HIS:HB3	1:A:1078:ALA:HB3	1.47	0.94

*Continued on next page...*

*Continued from previous page...*

Atom-1	Atom-2	Interatomic distance (Å)	Clash overlap (Å)
2:C:-1:A:H5''	2:C:0:U:C6	2.02	0.94
1:A:1142:HIS:HB3	1:A:1143:LYS:HD3	1.50	0.93
1:A:1133:GLU:OE2	1:A:1134:PRO:HD2	1.69	0.91
1:B:1070:LEU:HD13	1:B:1111:ALA:HB1	1.50	0.91
1:A:1145:ARG:HA	1:A:1148:ILE:HD11	1.53	0.91
1:A:1161:LEU:HD23	1:A:1161:LEU:N	1.85	0.90
1:A:1145:ARG:HA	1:A:1148:ILE:CG1	2.02	0.90
1:A:1086:VAL:CG1	1:A:1131:VAL:HG21	2.02	0.90
1:B:829:ARG:HD2	1:B:833:LEU:HD23	0.91	0.89
1:A:1106:ASP:OD2	1:A:1114:THR:CG2	2.22	0.88
1:B:907:GLU:HB3	1:B:908:PHE:CD1	2.09	0.88
1:A:982:GLN:HB3	1:A:984:GLN:HE21	1.36	0.87
1:A:983:PRO:HD2	1:A:984:GLN:HE22	1.40	0.87
1:B:907:GLU:HB3	1:B:908:PHE:CE1	2.10	0.86
1:A:1161:LEU:H	1:A:1161:LEU:CD2	1.81	0.86
1:B:1151:LEU:HB3	1:B:1161:LEU:HD11	1.58	0.85
1:A:1150:THR:HA	1:A:1153:LYS:HE3	1.58	0.85
1:B:1047:ARG:HH11	1:B:1047:ARG:CB	1.90	0.84
1:B:854:MET:HE1	1:B:888:ALA:HB3	1.58	0.84
1:B:1165:GLU:HA	1:B:1168:TYR:CD2	2.13	0.84
1:A:1098:ILE:O	1:A:1101:VAL:HG22	1.79	0.83
2:C:-1:A:H5'	2:C:2:G:OP2	1.78	0.83
1:A:1106:ASP:OD2	1:A:1114:THR:OG1	1.97	0.83
2:C:7:U:O2'	2:C:8:A:H5'	1.78	0.83
1:B:843:ASN:O	1:B:845:GLN:NE2	2.13	0.82
1:A:1119:GLN:NE2	1:A:1120:TYR:CZ	2.48	0.81
1:A:1101:VAL:O	1:A:1111:ALA:HB3	1.80	0.81
1:B:838:ASN:HD22	1:B:840:ARG:HH21	1.27	0.81
1:A:1119:GLN:NE2	1:A:1120:TYR:CE2	2.48	0.81
1:B:1023:LEU:HB2	1:B:1024:PRO:HD3	1.60	0.81
1:A:1103:THR:HG22	1:A:1104:MET:N	1.95	0.81
1:B:910:SER:OG	1:B:913:GLN:HG3	1.82	0.80
1:A:976:LYS:HD2	1:A:980:CYS:SG	2.22	0.79
1:A:984:GLN:CD	1:A:984:GLN:H	1.86	0.78
2:D:-1:A:P	2:D:2:G:N7	2.57	0.78
1:A:1133:GLU:OE2	1:A:1134:PRO:CD	2.32	0.77
1:B:1047:ARG:HH11	1:B:1047:ARG:CG	1.95	0.77
1:B:1028:GLU:O	1:B:1032:HIS:HD2	1.68	0.77
1:B:829:ARG:NH2	1:B:837:ARG:NE	2.33	0.76
1:A:1136:GLN:O	1:A:1140:VAL:HG23	1.84	0.76
1:B:854:MET:HE2	1:B:888:ALA:HB3	1.68	0.75

*Continued on next page...*

*Continued from previous page...*

Atom-1	Atom-2	Interatomic distance (Å)	Clash overlap (Å)
1:A:991:ASP:HA	1:A:994:LYS:HZ2	1.51	0.75
1:A:971:ASN:O	1:A:975:GLN:HG3	1.87	0.75
1:A:1103:THR:HG22	1:A:1104:MET:SD	2.27	0.74
1:B:1151:LEU:HB3	1:B:1161:LEU:CD1	2.17	0.74
1:B:854:MET:HE1	1:B:888:ALA:CB	2.17	0.73
1:B:877:GLU:HA	1:B:880:LEU:HD23	1.68	0.73
1:A:1123:TYR:OH	2:C:1:U:H2'	1.87	0.73
1:B:879:GLN:HE21	1:B:883:ASN:HD21	1.35	0.73
1:A:846:LEU:O	1:A:849:ILE:HG12	1.88	0.72
1:A:1145:ARG:HA	1:A:1148:ILE:HG13	1.71	0.72
1:B:908:PHE:CD1	1:B:908:PHE:N	2.57	0.72
1:A:1086:VAL:HG12	1:A:1131:VAL:HG21	1.70	0.72
1:B:854:MET:CE	1:B:888:ALA:CB	2.65	0.72
1:A:1106:ASP:OD2	1:A:1114:THR:HG21	1.89	0.72
1:B:838:ASN:ND2	1:B:840:ARG:HH21	1.83	0.72
1:B:907:GLU:HG3	1:B:940:LYS:HD2	1.71	0.72
1:B:1050:LEU:HD21	1:B:1061:ILE:HG21	1.72	0.71
2:C:0:U:O2'	2:C:1:U:H5'	1.91	0.71
1:A:1112:LEU:HD23	1:A:1144:ILE:HG12	1.72	0.71
1:B:1122:ASN:HD21	2:D:1:U:H3	1.39	0.70
1:A:982:GLN:CB	1:A:984:GLN:HE21	2.04	0.70
1:A:899:ASN:O	1:A:903:GLN:HG3	1.90	0.70
1:B:863:SER:O	1:B:867:GLN:HG3	1.92	0.70
1:A:983:PRO:HD2	1:A:984:GLN:NE2	2.05	0.70
1:B:907:GLU:CB	1:B:908:PHE:CD1	2.75	0.70
1:A:863:SER:O	1:A:867:GLN:HG3	1.90	0.70
1:B:841:TYR:HB3	1:B:844:LEU:HB2	1.73	0.69
1:A:1086:VAL:HG11	1:A:1131:VAL:HG21	1.73	0.68
1:A:1092:THR:O	1:A:1096:VAL:HG23	1.94	0.68
1:A:1135:GLY:O	1:A:1139:ILE:HG13	1.93	0.68
1:A:1164:LEU:C	1:A:1164:LEU:CD1	2.55	0.68
1:B:829:ARG:NH2	1:B:837:ARG:NH1	2.42	0.68
1:B:846:LEU:O	1:B:849:ILE:HG12	1.94	0.68
1:A:1132:ALA:O	1:A:1137:ARG:HB2	1.94	0.67
1:B:1019:PRO:O	1:B:1023:LEU:CG	2.39	0.67
1:A:1145:ARG:HB2	1:A:1146:PRO:HD3	1.77	0.66
1:B:829:ARG:CZ	1:B:837:ARG:CZ	2.74	0.66
1:A:1163:LYS:O	1:A:1164:LEU:CB	2.37	0.66
1:A:1133:GLU:OE2	1:A:1134:PRO:CG	2.44	0.65
1:A:1143:LYS:HD3	1:A:1143:LYS:N	2.12	0.65
1:B:908:PHE:N	1:B:908:PHE:HD1	1.92	0.65

*Continued on next page...*

*Continued from previous page...*

Atom-1	Atom-2	Interatomic distance (Å)	Clash overlap (Å)
1:B:1094:ARG:O	1:B:1098:ILE:HG13	1.97	0.65
1:A:1145:ARG:CA	1:A:1148:ILE:CD1	2.56	0.65
1:A:1151:LEU:HD13	1:A:1161:LEU:HD22	1.79	0.65
1:A:991:ASP:HA	1:A:994:LYS:NZ	2.11	0.64
1:A:1064:GLU:O	1:A:1068:ASN:ND2	2.30	0.64
2:C:-1:A:C5'	2:C:0:U:H2'	2.27	0.64
1:B:907:GLU:CB	1:B:908:PHE:HD1	2.10	0.64
2:C:-1:A:H5'	2:C:0:U:H2'	1.80	0.64
1:B:838:ASN:O	1:B:839:ASN:HB2	1.98	0.64
1:A:982:GLN:HB3	1:A:984:GLN:NE2	2.11	0.63
1:A:1145:ARG:CA	1:A:1148:ILE:HD12	2.22	0.63
1:B:1047:ARG:HH11	1:B:1047:ARG:HB3	1.61	0.63
1:B:1164:LEU:O	1:B:1167:TYR:C	2.37	0.63
1:B:978:ILE:HD13	1:B:1013:ILE:HG13	1.81	0.62
1:B:1065:ILE:HG13	1:B:1085:CYS:SG	2.39	0.62
1:A:1103:THR:CG2	1:A:1104:MET:SD	2.87	0.62
1:B:939:GLN:HE22	2:D:6:A:H2	1.48	0.62
1:B:843:ASN:N	1:B:843:ASN:OD1	2.32	0.62
1:A:844:LEU:HD12	1:A:848:GLU:OE1	2.00	0.61
1:A:845:GLN:HB2	1:A:848:GLU:HG3	1.81	0.61
1:B:907:GLU:CG	1:B:940:LYS:HD2	2.29	0.61
1:A:1145:ARG:CA	1:A:1148:ILE:HG13	2.30	0.61
1:B:1086:VAL:HG12	1:B:1087:THR:N	2.15	0.61
1:B:1142:HIS:O	1:B:1146:PRO:HD3	2.00	0.61
1:A:1030:HIS:NE2	1:A:1060:LYS:HD3	2.14	0.61
1:B:1020:ASP:OD1	1:B:1020:ASP:N	2.30	0.61
1:A:1159:HIS:O	1:A:1162:ALA:HB3	2.01	0.61
1:B:1164:LEU:HB2	1:B:1168:TYR:CE1	2.35	0.61
1:A:1008:ARG:HD2	2:C:5:U:O2	1.99	0.61
1:B:829:ARG:HD2	1:B:833:LEU:HD21	1.73	0.61
1:B:1123:TYR:HA	1:B:1126:GLN:HE21	1.66	0.61
1:B:899:ASN:O	1:B:903:GLN:HG3	2.02	0.60
1:A:1018:LEU:HB2	1:A:1021:GLN:HG3	1.82	0.60
1:B:1047:ARG:NH1	1:B:1047:ARG:HG2	2.15	0.60
1:B:983:PRO:HA	1:B:986:LEU:HD12	1.83	0.59
1:B:879:GLN:HE21	1:B:883:ASN:ND2	2.00	0.59
2:C:-1:A:P	2:C:2:G:N7	2.75	0.59
1:B:1047:ARG:CG	1:B:1047:ARG:NH1	2.59	0.58
1:B:1087:THR:HG22	1:B:1088:HIS:CD2	2.37	0.58
1:A:1115:MET:HE3	1:A:1121:ALA:HB1	1.85	0.58
1:A:1164:LEU:HD22	1:A:1164:LEU:O	2.04	0.58

*Continued on next page...*

*Continued from previous page...*

Atom-1	Atom-2	Interatomic distance (Å)	Clash overlap (Å)
1:B:894:VAL:O	1:B:933:TYR:HD2	1.87	0.58
2:D:2:G:H3'	3:D:2001:HOH:O	2.03	0.58
1:A:987:GLN:NE2	1:A:990:ILE:HB	2.18	0.58
1:B:1094:ARG:HD2	1:B:1131:VAL:HB	1.84	0.58
1:A:1119:GLN:O	1:A:1122:ASN:ND2	2.37	0.57
1:A:1118:ASP:HB3	1:A:1121:ALA:HB3	1.85	0.57
1:A:1108:PRO:HB2	1:A:1113:TYR:CE2	2.40	0.57
1:A:843:ASN:O	1:A:845:GLN:HG2	2.04	0.56
1:A:1148:ILE:O	1:A:1151:LEU:HB2	2.05	0.56
1:A:1020:ASP:O	1:A:1024:PRO:HD3	2.05	0.56
1:A:1122:ASN:O	1:A:1126:GLN:HG3	2.05	0.56
1:B:1111:ALA:O	1:B:1115:MET:HG3	2.05	0.56
1:A:1133:GLU:HG2	1:A:1134:PRO:HD3	1.82	0.56
1:B:829:ARG:HH21	1:B:837:ARG:CD	2.19	0.56
1:B:873:ALA:O	1:B:878:ARG:NH2	2.35	0.56
1:B:947:SER:O	1:B:950:GLN:HB2	2.06	0.56
1:B:1006:GLY:O	1:B:1010:ILE:HG12	2.06	0.56
1:B:1164:LEU:CB	1:B:1168:TYR:CE1	2.89	0.56
1:B:1157:GLY:O	1:B:1161:LEU:HD12	2.06	0.56
1:A:882:PHE:CD1	1:A:913:GLN:HG2	2.41	0.55
1:B:926:LEU:HD11	1:B:964:CYS:SG	2.46	0.55
1:A:1030:HIS:CE1	1:A:1060:LYS:HD3	2.41	0.55
1:B:984:GLN:N	1:B:984:GLN:OE1	2.37	0.55
1:A:953:MET:HA	3:A:2012:HOH:O	2.06	0.55
1:B:1043:SER:O	1:B:1047:ARG:HD3	2.07	0.55
1:B:829:ARG:HH22	1:B:837:ARG:NH1	2.05	0.54
1:A:951:ASN:O	1:A:955:ARG:HG3	2.06	0.54
1:B:1165:GLU:C	1:B:1167:TYR:H	2.09	0.54
1:B:1123:TYR:OH	2:D:1:U:H2'	2.07	0.54
1:B:1074:GLN:O	1:B:1120:TYR:HD2	1.89	0.54
1:A:849:ILE:HD12	1:A:853:ILE:HD13	1.89	0.54
1:B:1047:ARG:HH11	1:B:1047:ARG:HG2	1.70	0.54
1:A:1150:THR:CA	1:A:1153:LYS:HE3	2.34	0.54
1:B:1070:LEU:HD13	1:B:1111:ALA:CB	2.30	0.54
1:A:1047:ARG:NH2	2:C:3:C:O2	2.31	0.53
1:B:1115:MET:HB3	1:B:1121:ALA:HB1	1.89	0.53
1:A:930:LEU:HD11	1:A:963:LYS:HE2	1.89	0.53
1:A:1105:ASN:HA	1:A:1110:SER:HA	1.89	0.53
1:A:1106:ASP:OD2	1:A:1114:THR:CB	2.55	0.53
2:C:-1:A:H5''	2:C:0:U:H6	1.69	0.53
1:B:1086:VAL:HG13	1:B:1131:VAL:HG21	1.89	0.53

*Continued on next page...*

*Continued from previous page...*

Atom-1	Atom-2	Interatomic distance (Å)	Clash overlap (Å)
1:B:1165:GLU:C	1:B:1167:TYR:N	2.60	0.53
1:B:854:MET:HE2	1:B:888:ALA:CB	2.33	0.53
1:B:880:LEU:HG	1:B:881:VAL:N	2.24	0.53
1:A:1047:ARG:O	1:A:1051:GLU:HG3	2.09	0.53
1:A:1102:CYS:HA	1:A:1112:LEU:CD1	2.39	0.53
2:C:-1:A:H5''	2:C:0:U:C5	2.43	0.52
1:B:1089:ALA:HB1	1:B:1093:GLU:HB2	1.91	0.52
1:A:879:GLN:HE21	1:A:883:ASN:HD21	1.57	0.52
1:A:1151:LEU:HD13	1:A:1161:LEU:CD2	2.39	0.52
1:A:1121:ALA:O	1:A:1125:VAL:HG23	2.09	0.52
1:A:879:GLN:HE21	1:A:883:ASN:ND2	2.07	0.52
1:A:1005:TYR:O	1:A:1008:ARG:HG3	2.10	0.52
1:B:996:GLN:O	1:B:997:VAL:C	2.46	0.52
1:B:829:ARG:CD	1:B:833:LEU:CD2	2.57	0.51
1:B:838:ASN:HD22	1:B:840:ARG:CZ	2.13	0.51
1:B:1033:THR:O	1:B:1037:VAL:HG22	2.10	0.51
1:B:1028:GLU:O	1:B:1032:HIS:CD2	2.57	0.51
1:A:1011:GLN:HE21	1:A:1048:HIS:CD2	2.29	0.51
1:A:1013:ILE:O	1:A:1017:CYS:HB2	2.10	0.51
1:A:967:ASP:O	1:A:971:ASN:ND2	2.36	0.51
2:C:-1:A:H5''	2:C:0:U:H2'	1.93	0.51
1:A:1007:CYS:O	1:A:1011:GLN:HG3	2.10	0.51
1:A:1112:LEU:HD23	1:A:1144:ILE:CG1	2.40	0.51
1:B:1165:GLU:HA	1:B:1168:TYR:CG	2.46	0.51
1:A:906:PHE:O	1:A:914:LYS:HE2	2.10	0.51
1:B:829:ARG:CZ	1:B:837:ARG:NE	2.74	0.50
1:B:829:ARG:HH22	1:B:837:ARG:CZ	2.16	0.50
1:B:1165:GLU:O	1:B:1167:TYR:N	2.45	0.50
1:B:1080:ASN:O	1:B:1084:LYS:HD3	2.12	0.50
1:A:903:GLN:O	1:A:907:GLU:HG3	2.11	0.50
1:A:983:PRO:O	1:A:986:LEU:N	2.42	0.50
1:B:889:ALA:O	1:B:893:MET:HG3	2.12	0.50
1:A:831:ARG:HD3	1:B:1055:PRO:HD3	1.92	0.50
1:A:1123:TYR:HH	2:C:1:U:H2'	1.77	0.50
1:B:1087:THR:HB	1:B:1088:HIS:HD2	1.76	0.50
1:A:1057:ASP:O	1:A:1060:LYS:HG2	2.12	0.50
3:B:2030:HOH:O	2:D:6:A:H5'	2.10	0.50
1:A:947:SER:HA	1:A:950:GLN:OE1	2.11	0.50
1:A:955:ARG:HH11	1:A:955:ARG:HB3	1.75	0.49
1:B:921:ILE:HG21	1:B:953:MET:CE	2.42	0.49
1:A:1083:GLU:HG2	1:A:1124:VAL:HA	1.95	0.49

*Continued on next page...*

*Continued from previous page...*

Atom-1	Atom-2	Interatomic distance (Å)	Clash overlap (Å)
1:A:829:ARG:HG2	1:A:833:LEU:HD23	1.94	0.49
2:D:5:U:H4'	2:D:6:A:OP1	2.11	0.49
1:A:1102:CYS:HA	1:A:1112:LEU:HD11	1.95	0.49
1:B:829:ARG:HD3	3:B:2001:HOH:O	2.12	0.49
1:B:1151:LEU:C	1:B:1161:LEU:HD11	2.33	0.49
1:B:979:GLU:HG2	1:B:1016:HIS:NE2	2.27	0.49
1:B:1164:LEU:HB2	1:B:1168:TYR:HE1	1.78	0.49
2:C:-1:A:C6	2:C:2:G:C6	3.01	0.49
2:D:-1:A:H5''	2:D:0:U:C6	2.47	0.49
1:A:961:VAL:HG23	3:A:2018:HOH:O	2.13	0.49
1:B:834:GLU:O	1:B:837:ARG:HB2	2.13	0.49
1:A:970:GLY:O	1:A:973:VAL:HB	2.12	0.48
1:B:907:GLU:CB	1:B:908:PHE:CE1	2.92	0.48
1:B:1108:PRO:HB2	1:B:1109:HIS:CD2	2.47	0.48
1:B:877:GLU:CA	1:B:880:LEU:HD23	2.39	0.48
1:B:1008:ARG:O	1:B:1012:ARG:HG2	2.13	0.48
1:A:1058:LYS:O	1:A:1062:VAL:HG23	2.14	0.48
1:B:886:LEU:HD11	1:B:920:ARG:HE	1.78	0.48
1:A:1042:GLY:O	1:A:1046:ILE:HG12	2.14	0.48
1:A:1106:ASP:O	1:A:1108:PRO:HD2	2.14	0.48
2:D:-1:A:H5'	2:D:0:U:H3'	1.95	0.48
2:D:0:U:O2'	2:D:1:U:P	2.71	0.48
1:B:938:ILE:O	1:B:942:LEU:HG	2.14	0.47
1:B:975:GLN:HG2	1:B:1012:ARG:HG3	1.96	0.47
1:A:1108:PRO:HB2	1:A:1113:TYR:CD2	2.49	0.47
1:A:1151:LEU:CD1	1:A:1161:LEU:HD22	2.43	0.47
1:A:903:GLN:HB3	1:A:940:LYS:HG2	1.97	0.47
1:A:1098:ILE:HA	1:A:1128:MET:HE1	1.97	0.47
1:A:955:ARG:HH11	1:A:955:ARG:CB	2.28	0.47
1:A:1121:ALA:HA	1:A:1124:VAL:HG23	1.97	0.47
1:A:1051:GLU:OE2	1:A:1084:LYS:HE2	2.14	0.47
2:D:-1:A:C5'	2:D:0:U:C6	2.97	0.47
1:A:1023:LEU:HD12	1:A:1023:LEU:O	2.15	0.47
1:B:911:LEU:O	1:B:915:LEU:HG	2.14	0.47
1:A:835:ASP:HA	1:A:838:ASN:HB2	1.97	0.47
1:B:1075:HIS:O	1:B:1079:SER:HB2	2.15	0.47
1:B:894:VAL:O	1:B:933:TYR:CD2	2.66	0.46
1:A:889:ALA:C	1:A:893:MET:HE2	2.35	0.46
1:A:1000:LEU:HA	1:A:1000:LEU:HD23	1.59	0.46
1:A:1133:GLU:OE2	1:A:1134:PRO:HG2	2.15	0.46
1:A:849:ILE:CD1	1:A:853:ILE:CD1	2.94	0.46

*Continued on next page...*



*Continued from previous page...*

Atom-1	Atom-2	Interatomic distance (Å)	Clash overlap (Å)
1:B:877:GLU:O	1:B:880:LEU:HG	2.15	0.46
1:B:1022:THR:O	1:B:1026:LEU:HD12	2.16	0.46
1:B:1140:VAL:O	1:B:1144:ILE:HG13	2.15	0.46
1:A:1033:THR:HG21	1:A:1064:GLU:CB	2.46	0.46
1:B:984:GLN:HG2	3:B:2025:HOH:O	2.14	0.46
1:A:948:ASP:O	1:A:952:GLU:HG3	2.16	0.46
1:B:1076:LYS:HG3	1:B:1120:TYR:CZ	2.51	0.46
1:B:939:GLN:HA	1:B:976:LYS:HG2	1.98	0.46
1:B:1085:CYS:O	1:B:1089:ALA:HB2	2.15	0.46
1:B:1145:ARG:N	1:B:1146:PRO:CD	2.79	0.46
1:A:915:LEU:O	1:A:919:GLU:HG3	2.15	0.46
1:A:948:ASP:HB3	3:A:2017:HOH:O	2.15	0.46
1:B:867:GLN:OE1	2:D:8:A:N1	2.49	0.46
1:B:949:GLN:HA	1:B:952:GLU:OE1	2.16	0.46
1:B:853:ILE:N	1:B:853:ILE:HD13	2.31	0.45
1:B:1089:ALA:O	1:B:1094:ARG:NH1	2.49	0.45
1:A:1142:HIS:HA	1:A:1145:ARG:HD2	1.98	0.45
1:B:1155:THR:C	1:B:1157:GLY:H	2.19	0.45
2:D:-1:A:H5'	2:D:0:U:H2'	1.98	0.45
1:A:986:LEU:HB3	1:A:989:ILE:HD12	1.99	0.45
1:A:1160:ILE:O	1:A:1163:LYS:HB3	2.16	0.45
1:B:926:LEU:CD1	1:B:964:CYS:SG	3.04	0.45
1:B:1087:THR:CG2	1:B:1088:HIS:CD2	2.99	0.45
1:B:1143:LYS:O	1:B:1146:PRO:HD2	2.17	0.45
1:A:1028:GLU:O	1:A:1032:HIS:HD2	2.00	0.45
1:A:1116:MET:SD	1:A:1144:ILE:HG23	2.57	0.45
1:A:1144:ILE:O	1:A:1145:ARG:C	2.54	0.45
1:A:1110:SER:O	1:A:1111:ALA:C	2.54	0.45
1:B:1083:GLU:O	1:B:1086:VAL:HB	2.17	0.45
1:A:844:LEU:HA	1:A:848:GLU:OE1	2.17	0.45
1:A:1027:GLU:HA	1:A:1027:GLU:OE1	2.16	0.45
1:A:1089:ALA:HB1	1:A:1093:GLU:HB2	1.99	0.45
1:A:1106:ASP:OD2	1:A:1114:THR:HG23	2.11	0.45
1:B:833:LEU:HD13	1:B:856:PHE:CE1	2.52	0.45
1:B:896:VAL:HA	1:B:933:TYR:CE1	2.52	0.45
1:B:907:GLU:HB3	1:B:908:PHE:HE1	1.76	0.45
1:B:1004:PRO:HG3	1:B:1041:TYR:CE2	2.52	0.45
1:A:882:PHE:CG	1:A:913:GLN:HG2	2.52	0.44
1:A:1054:ARG:O	1:A:1057:ASP:HB2	2.17	0.44
1:B:1123:TYR:HA	1:B:1126:GLN:NE2	2.30	0.44
1:A:1003:HIS:CG	1:A:1004:PRO:HD2	2.52	0.44

*Continued on next page...*



*Continued from previous page...*

Atom-1	Atom-2	Interatomic distance (Å)	Clash overlap (Å)
1:B:853:ILE:HG21	1:B:885:ILE:HG23	2.00	0.44
1:B:890:TYR:CD1	1:B:890:TYR:C	2.90	0.44
1:B:1155:THR:HG22	1:B:1156:TYR:N	2.33	0.44
1:B:909:GLY:O	1:B:914:LYS:HE3	2.17	0.44
1:A:984:GLN:CD	1:A:984:GLN:N	2.63	0.44
1:B:926:LEU:HD22	1:B:960:HIS:CG	2.52	0.44
2:C:0:U:O2'	2:C:1:U:H3'	2.18	0.44
1:B:951:ASN:O	1:B:955:ARG:HG3	2.17	0.44
1:B:1164:LEU:O	1:B:1168:TYR:CD1	2.70	0.44
1:A:1108:PRO:O	1:A:1109:HIS:CD2	2.71	0.44
1:A:986:LEU:O	1:A:990:ILE:HG12	2.18	0.44
1:A:1109:HIS:HB2	1:A:1113:TYR:HB2	2.00	0.44
1:B:1043:SER:O	1:B:1047:ARG:CD	2.65	0.44
1:B:834:GLU:O	1:B:837:ARG:N	2.48	0.44
1:A:1033:THR:O	1:A:1037:VAL:HG13	2.18	0.43
1:A:955:ARG:CB	1:A:955:ARG:NH1	2.81	0.43
1:A:1068:ASN:O	1:A:1072:LEU:HG	2.19	0.43
1:A:1141:MET:O	1:A:1142:HIS:C	2.57	0.43
1:A:857:SER:O	1:A:898:GLY:HA2	2.19	0.43
1:B:829:ARG:HH21	1:B:837:ARG:NE	2.11	0.43
1:B:1066:ARG:CZ	1:B:1096:VAL:HG11	2.48	0.43
1:B:1101:VAL:CG2	1:B:1112:LEU:HD23	2.49	0.43
1:A:974:VAL:O	1:A:978:ILE:HG13	2.18	0.43
1:B:853:ILE:HG12	1:B:884:GLU:OE1	2.18	0.43
1:B:1144:ILE:C	1:B:1146:PRO:HD2	2.39	0.43
1:A:862:GLY:O	1:A:865:PHE:HB3	2.19	0.43
1:A:1098:ILE:HG12	1:A:1128:MET:HE2	2.01	0.43
1:B:877:GLU:O	1:B:880:LEU:HD23	2.19	0.43
2:D:-1:A:H5''	2:D:0:U:C5	2.54	0.43
1:B:833:LEU:HD22	1:B:855:GLU:HG2	2.01	0.43
1:B:1039:ASP:O	1:B:1043:SER:OG	2.35	0.42
1:A:922:ARG:HH22	1:A:949:GLN:HB3	1.83	0.42
1:A:942:LEU:HD23	1:A:942:LEU:HA	1.85	0.42
1:B:853:ILE:HG21	1:B:885:ILE:CG2	2.49	0.42
1:B:906:PHE:O	1:B:914:LYS:HE2	2.18	0.42
1:A:891:GLN:HE21	1:A:891:GLN:HB2	1.64	0.42
1:B:838:ASN:O	1:B:839:ASN:CB	2.64	0.42
1:A:983:PRO:CD	1:A:984:GLN:NE2	2.78	0.42
1:B:921:ILE:HG21	1:B:953:MET:HE2	2.00	0.42
1:B:1139:ILE:O	1:B:1142:HIS:N	2.52	0.42
1:B:972:HIS:CE1	2:D:6:A:C5	3.08	0.42

*Continued on next page...*

*Continued from previous page...*

Atom-1	Atom-2	Interatomic distance (Å)	Clash overlap (Å)
1:B:1021:GLN:O	1:B:1024:PRO:HD2	2.19	0.42
1:A:1018:LEU:O	1:A:1022:THR:HG23	2.19	0.42
1:A:1158:LYS:O	1:A:1161:LEU:HG	2.20	0.42
1:B:1030:HIS:C	1:B:1032:HIS:H	2.23	0.42
1:A:930:LEU:CD1	1:A:963:LYS:HE2	2.49	0.42
1:B:907:GLU:HB2	1:B:908:PHE:HD1	1.85	0.42
1:A:849:ILE:CD1	1:A:853:ILE:HD13	2.48	0.42
1:A:882:PHE:CE1	1:A:913:GLN:HB3	2.54	0.42
1:B:1089:ALA:HB1	1:B:1093:GLU:CB	2.50	0.42
1:A:1115:MET:CE	1:A:1121:ALA:HB1	2.49	0.42
1:A:860:GLN:HG3	1:A:897:PHE:CE1	2.55	0.41
1:B:846:LEU:HD23	1:B:846:LEU:HA	1.82	0.41
1:B:890:TYR:C	1:B:890:TYR:HD1	2.23	0.41
1:B:1023:LEU:N	1:B:1024:PRO:CD	2.83	0.41
1:B:849:ILE:O	1:B:850:ALA:C	2.59	0.41
1:B:931:GLN:OE1	1:B:933:TYR:N	2.49	0.41
1:B:1092:THR:O	1:B:1096:VAL:HG23	2.19	0.41
1:A:954:VAL:HG12	1:A:955:ARG:N	2.35	0.41
1:B:973:VAL:O	1:B:976:LYS:HB3	2.21	0.41
1:A:911:LEU:HD12	1:A:911:LEU:O	2.21	0.41
1:A:1098:ILE:HA	1:A:1128:MET:CE	2.51	0.41
1:A:1007:CYS:SG	1:A:1041:TYR:HB3	2.59	0.41
1:B:1164:LEU:CB	1:B:1168:TYR:HE1	2.30	0.41
1:A:1018:LEU:HB3	1:A:1019:PRO:CD	2.51	0.41
1:B:910:SER:HG	1:B:913:GLN:HG3	1.83	0.41
1:A:1051:GLU:CD	1:A:1084:LYS:HE2	2.41	0.41
1:B:885:ILE:HG13	1:B:886:LEU:N	2.34	0.41
1:A:921:ILE:HD13	1:A:953:MET:HE1	2.03	0.41
1:A:1082:VAL:CG1	1:A:1124:VAL:HG11	2.51	0.41
1:B:878:ARG:HG2	1:B:905:PHE:CE1	2.56	0.41
1:B:935:CYS:O	1:B:939:GLN:HG3	2.21	0.41
1:A:1094:ARG:O	1:A:1098:ILE:HG13	2.21	0.41
1:A:1151:LEU:HD23	1:A:1151:LEU:HA	1.94	0.41
1:B:853:ILE:HG12	1:B:884:GLU:CD	2.41	0.41
1:B:887:GLN:NE2	1:B:887:GLN:HA	2.34	0.41
1:B:907:GLU:HG2	1:B:944:PHE:CE2	2.56	0.41
1:B:983:PRO:O	1:B:986:LEU:HB2	2.21	0.41
1:B:986:LEU:O	1:B:989:ILE:HB	2.21	0.41
1:B:989:ILE:O	1:B:990:ILE:C	2.59	0.41
1:B:996:GLN:O	1:B:998:PHE:N	2.54	0.41
1:A:941:ALA:O	1:A:945:ILE:HG23	2.21	0.41

*Continued on next page...*

Continued from previous page...

Atom-1	Atom-2	Interatomic distance (Å)	Clash overlap (Å)
1:A:1127:LYS:HB2	1:A:1127:LYS:HE2	1.66	0.40
1:B:1045:VAL:O	1:B:1048:HIS:HB3	2.22	0.40
1:B:1101:VAL:HG23	1:B:1112:LEU:HD23	2.04	0.40
1:A:1040:GLN:HE21	2:C:4:A:H5'	1.86	0.40
1:A:1106:ASP:HB3	1:A:1109:HIS:O	2.21	0.40
1:A:1147:HIS:O	1:A:1148:ILE:C	2.59	0.40
1:B:919:GLU:C	1:B:919:GLU:CD	2.80	0.40
1:B:990:ILE:HG13	1:B:1021:GLN:HB3	2.04	0.40
1:A:983:PRO:HB2	1:A:1018:LEU:CD1	2.52	0.40
1:A:1133:GLU:O	1:A:1137:ARG:N	2.41	0.40
1:A:1164:LEU:C	1:A:1164:LEU:HD22	2.41	0.40
1:B:976:LYS:HE3	1:B:980:CYS:SG	2.62	0.40
1:B:1051:GLU:HG2	1:B:1088:HIS:CE1	2.56	0.40
1:B:1132:ALA:O	1:B:1137:ARG:NH2	2.54	0.40

There are no symmetry-related clashes.

## 5.3 Torsion angles [i](#)

### 5.3.1 Protein backbone [i](#)

In the following table, the Percentiles column shows the percent Ramachandran outliers of the chain as a percentile score with respect to all X-ray entries followed by that with respect to entries of similar resolution.

The Analysed column shows the number of residues for which the backbone conformation was analysed, and the total number of residues.

Mol	Chain	Analysed	Favoured	Allowed	Outliers	Percentiles	
1	A	335/350 (96%)	294 (88%)	40 (12%)	1 (0%)	41	64
1	B	339/350 (97%)	303 (89%)	33 (10%)	3 (1%)	17	35
All	All	674/700 (96%)	597 (89%)	73 (11%)	4 (1%)	25	47

All (4) Ramachandran outliers are listed below:

Mol	Chain	Res	Type
1	B	1166	LYS
1	B	1086	VAL
1	A	1107	GLY
1	B	997	VAL

### 5.3.2 Protein sidechains [i](#)

In the following table, the Percentiles column shows the percent sidechain outliers of the chain as a percentile score with respect to all X-ray entries followed by that with respect to entries of similar resolution.

The Analysed column shows the number of residues for which the sidechain conformation was analysed, and the total number of residues.

Mol	Chain	Analysed	Rotameric	Outliers	Percentiles	
1	A	299/311 (96%)	293 (98%)	6 (2%)	55	78
1	B	302/311 (97%)	289 (96%)	13 (4%)	29	54
All	All	601/622 (97%)	582 (97%)	19 (3%)	39	65

All (19) residues with a non-rotameric sidechain are listed below:

Mol	Chain	Res	Type
1	A	839	ASN
1	A	984	GLN
1	A	1104	MET
1	A	1122	ASN
1	A	1161	LEU
1	A	1164	LEU
1	B	831	ARG
1	B	843	ASN
1	B	880	LEU
1	B	890	TYR
1	B	908	PHE
1	B	1020	ASP
1	B	1043	SER
1	B	1047	ARG
1	B	1112	LEU
1	B	1117	LYS
1	B	1155	THR
1	B	1161	LEU
1	B	1166	LYS

Sometimes sidechains can be flipped to improve hydrogen bonding and reduce clashes. All (26) such sidechains are listed below:

Mol	Chain	Res	Type
1	A	845	GLN
1	A	883	ASN
1	A	891	GLN

*Continued on next page...*

*Continued from previous page...*

Mol	Chain	Res	Type
1	A	951	ASN
1	A	984	GLN
1	A	1011	GLN
1	A	1032	HIS
1	A	1080	ASN
1	A	1088	HIS
1	A	1109	HIS
1	A	1147	HIS
1	A	1159	HIS
1	B	838	ASN
1	B	858	GLN
1	B	867	GLN
1	B	883	ASN
1	B	939	GLN
1	B	951	ASN
1	B	960	HIS
1	B	1011	GLN
1	B	1032	HIS
1	B	1088	HIS
1	B	1109	HIS
1	B	1119	GLN
1	B	1122	ASN
1	B	1126	GLN

### 5.3.3 RNA [i](#)

Mol	Chain	Analysed	Backbone Outliers	Pucker Outliers
2	C	10/10 (100%)	6 (60%)	4 (40%)
2	D	10/10 (100%)	4 (40%)	4 (40%)
All	All	20/20 (100%)	10 (50%)	8 (40%)

All (10) RNA backbone outliers are listed below:

Mol	Chain	Res	Type
2	C	0	U
2	C	1	U
2	C	2	G
2	C	6	A
2	C	7	U
2	C	8	A
2	D	0	U

*Continued on next page...*

*Continued from previous page...*

Mol	Chain	Res	Type
2	D	1	U
2	D	2	G
2	D	6	A

All (8) RNA pucker outliers are listed below:

Mol	Chain	Res	Type
2	C	-1	A
2	C	0	U
2	C	1	U
2	C	7	U
2	D	-1	A
2	D	0	U
2	D	1	U
2	D	5	U

#### 5.4 Non-standard residues in protein, DNA, RNA chains [i](#)

There are no non-standard protein/DNA/RNA residues in this entry.

#### 5.5 Carbohydrates [i](#)

There are no monosaccharides in this entry.

#### 5.6 Ligand geometry [i](#)

There are no ligands in this entry.

#### 5.7 Other polymers [i](#)

There are no such residues in this entry.

#### 5.8 Polymer linkage issues [i](#)

There are no chain breaks in this entry.

## 6 Fit of model and data

### 6.1 Protein, DNA and RNA chains

In the following table, the column labelled ‘#RSRZ > 2’ contains the number (and percentage) of RSRZ outliers, followed by percent RSRZ outliers for the chain as percentile scores relative to all X-ray entries and entries of similar resolution. The OWAB column contains the minimum, median, 95<sup>th</sup> percentile and maximum values of the occupancy-weighted average B-factor per residue. The column labelled ‘Q < 0.9’ lists the number of (and percentage) of residues with an average occupancy less than 0.9.

Mol	Chain	Analysed	<RSRZ>	#RSRZ>2	OWAB(Å <sup>2</sup> )	Q<0.9
1	A	337/350 (96%)	0.22	20 (5%) 22 17	22, 37, 68, 92	0
1	B	341/350 (97%)	0.26	15 (4%) 34 27	21, 42, 60, 83	0
2	C	10/10 (100%)	0.27	1 (10%) 7 4	32, 39, 50, 68	0
2	D	10/10 (100%)	0.39	1 (10%) 7 4	37, 46, 57, 62	0
All	All	698/720 (96%)	0.24	37 (5%) 26 20	21, 40, 65, 92	0

All (37) RSRZ outliers are listed below:

Mol	Chain	Res	Type	RSRZ
1	A	1106	ASP	6.1
1	B	1166	LYS	5.7
1	A	1108	PRO	5.7
1	A	1107	GLY	5.3
1	A	1148	ILE	4.9
1	A	1104	MET	4.3
2	C	5	U	4.0
1	A	1133	GLU	3.7
1	B	1167	TYR	3.6
1	A	1112	LEU	3.4
1	B	1125	VAL	3.4
1	B	1106	ASP	3.4
1	B	828	GLY	3.3
1	A	1134	PRO	3.2
1	A	1009	VAL	3.2
2	D	5	U	3.2
1	B	1105	ASN	3.1
1	A	828	GLY	3.1
1	B	1091	ARG	3.0
1	A	840	ARG	3.0
1	A	1010	ILE	2.8

*Continued on next page...*

*Continued from previous page...*

Mol	Chain	Res	Type	RSRZ
1	B	1165	GLU	2.8
1	B	829	ARG	2.8
1	B	1107	GLY	2.7
1	B	1045	VAL	2.7
1	A	1138	LYS	2.7
1	A	829	ARG	2.7
1	A	834	GLU	2.6
1	A	1149	ALA	2.6
1	B	1148	ILE	2.5
1	B	1023	LEU	2.5
1	A	831	ARG	2.4
1	A	1141	MET	2.4
1	B	1151	LEU	2.3
1	B	1108	PRO	2.2
1	A	1150	THR	2.0
1	A	1109	HIS	2.0

## 6.2 Non-standard residues in protein, DNA, RNA chains [i](#)

There are no non-standard protein/DNA/RNA residues in this entry.

## 6.3 Carbohydrates [i](#)

There are no monosaccharides in this entry.

## 6.4 Ligands [i](#)

There are no ligands in this entry.

## 6.5 Other polymers [i](#)

There are no such residues in this entry.