



Full wwPDB X-ray Structure Validation Report ⓘ

Aug 16, 2023 – 02:24 PM EDT

PDB ID : 1ZWS
Title : Crystal structure of the catalytic domain of human DRP-1 kinase
Authors : Kursula, P.; Schunck, H.; Wilmanns, M.
Deposited on : 2005-06-06
Resolution : 2.90 Å(reported)

This is a Full wwPDB X-ray Structure Validation Report for a publicly released PDB entry.

We welcome your comments at validation@mail.wwpdb.org

A user guide is available at

<https://www.wwpdb.org/validation/2017/XrayValidationReportHelp>

with specific help available everywhere you see the ⓘ symbol.

The types of validation reports are described at

<http://www.wwpdb.org/validation/2017/FAQs#types>.

The following versions of software and data (see [references ⓘ](#)) were used in the production of this report:

MolProbity : 4.02b-467
Xtriage (Phenix) : 1.13
EDS : 2.35
Percentile statistics : 20191225.v01 (using entries in the PDB archive December 25th 2019)
Refmac : 5.8.0158
CCP4 : 7.0.044 (Gargrove)
Ideal geometry (proteins) : Engh & Huber (2001)
Ideal geometry (DNA, RNA) : Parkinson et al. (1996)
Validation Pipeline (wwPDB-VP) : 2.35

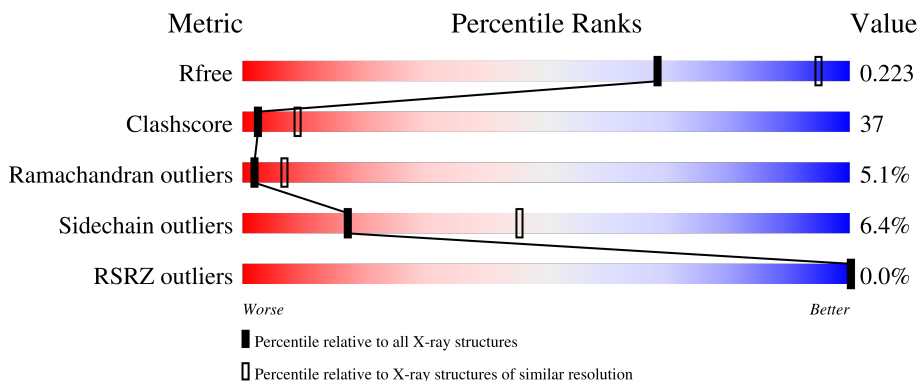
1 Overall quality at a glance

The following experimental techniques were used to determine the structure:

X-RAY DIFFRACTION

The reported resolution of this entry is 2.90 Å.

Percentile scores (ranging between 0-100) for global validation metrics of the entry are shown in the following graphic. The table shows the number of entries on which the scores are based.






Metric	Whole archive (#Entries)	Similar resolution (#Entries, resolution range(Å))
R_{free}	130704	1957 (2.90-2.90)
Clashscore	141614	2172 (2.90-2.90)
Ramachandran outliers	138981	2115 (2.90-2.90)
Sidechain outliers	138945	2117 (2.90-2.90)
RSRZ outliers	127900	1906 (2.90-2.90)

The table below summarises the geometric issues observed across the polymeric chains and their fit to the electron density. The red, orange, yellow and green segments of the lower bar indicate the fraction of residues that contain outliers for ≥ 3 , 2, 1 and 0 types of geometric quality criteria respectively. A grey segment represents the fraction of residues that are not modelled. The numeric value for each fraction is indicated below the corresponding segment, with a dot representing fractions $\leq 5\%$. The upper red bar (where present) indicates the fraction of residues that have poor fit to the electron density. The numeric value is given above the bar.

Mol	Chain	Length	Quality of chain
1	A	288	
1	B	288	
1	C	288	
1	D	288	
1	E	288	

Continued on next page...

Continued from previous page...

Mol	Chain	Length	Quality of chain
1	F	288	 37% 51% 9% .
1	G	288	 40% 49% 8% .
1	H	288	 40% 50% 7% .

2 Entry composition [i](#)

There is only 1 type of molecule in this entry. The entry contains 18024 atoms, of which 0 are hydrogens and 0 are deuteriums.

In the tables below, the ZeroOcc column contains the number of atoms modelled with zero occupancy, the AltConf column contains the number of residues with at least one atom in alternate conformation and the Trace column contains the number of residues modelled with at most 2 atoms.

- Molecule 1 is a protein called DAP-kinase related protein 1.

Mol	Chain	Residues	Atoms					ZeroOcc	AltConf	Trace
			Total	C	N	O	S			
1	A	278	2253	1448	375	427	3	0	0	0
1	B	278	2253	1448	375	427	3	0	0	0
1	C	278	2253	1448	375	427	3	0	0	0
1	D	278	2253	1448	375	427	3	0	0	0
1	E	278	2253	1448	375	427	3	0	0	0
1	F	278	2253	1448	375	427	3	0	0	0
1	G	278	2253	1448	375	427	3	0	0	0
1	H	278	2253	1448	375	427	3	0	0	0

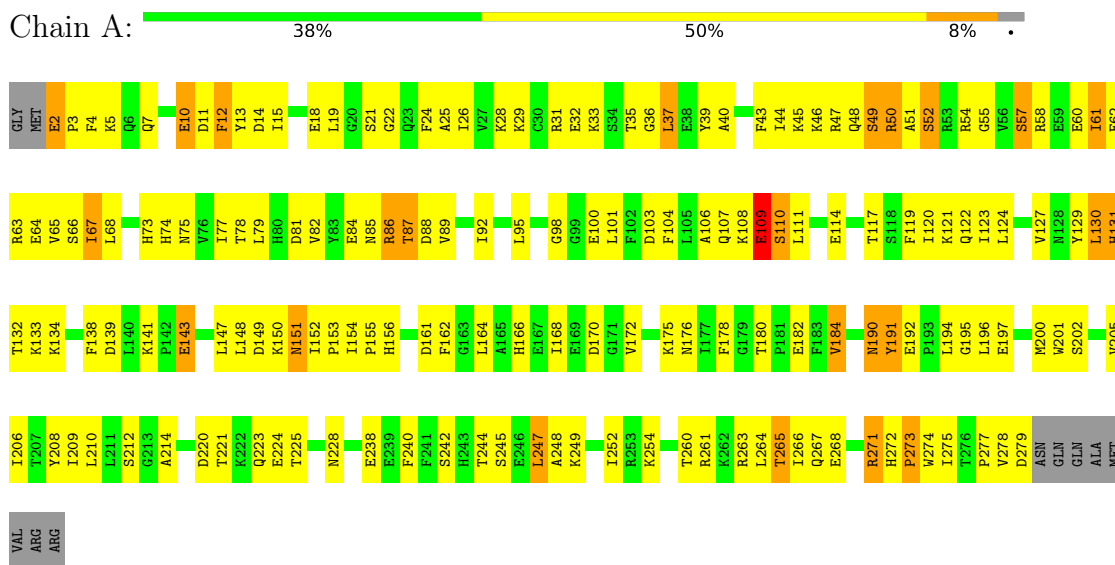
There are 8 discrepancies between the modelled and reference sequences:

Chain	Residue	Modelled	Actual	Comment	Reference
A	0	GLY	-	cloning artifact	UNP Q9UIK4
B	0	GLY	-	cloning artifact	UNP Q9UIK4
C	0	GLY	-	cloning artifact	UNP Q9UIK4
D	0	GLY	-	cloning artifact	UNP Q9UIK4
E	0	GLY	-	cloning artifact	UNP Q9UIK4
F	0	GLY	-	cloning artifact	UNP Q9UIK4
G	0	GLY	-	cloning artifact	UNP Q9UIK4
H	0	GLY	-	cloning artifact	UNP Q9UIK4

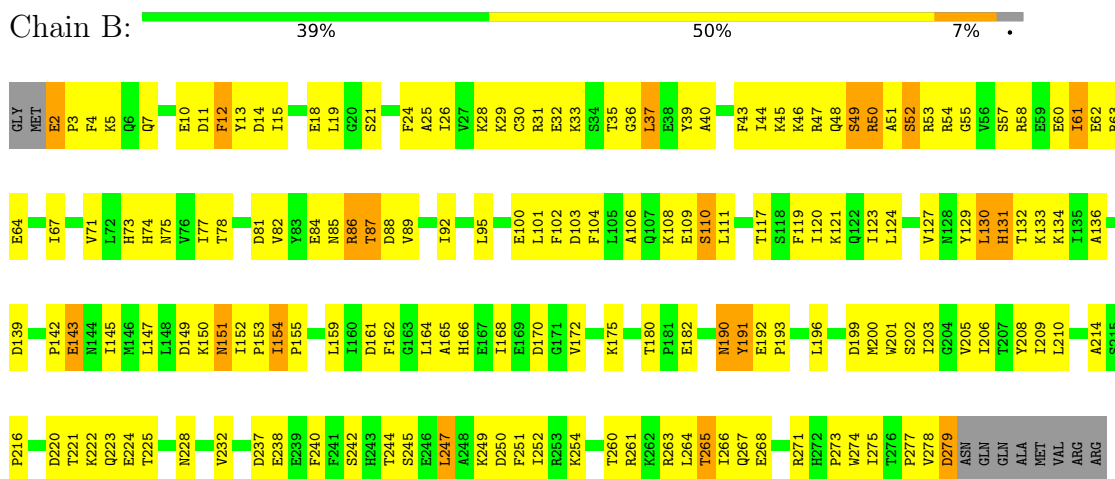
3 Residue-property plots

These plots are drawn for all protein, RNA, DNA and oligosaccharide chains in the entry. The first graphic for a chain summarises the proportions of the various outlier classes displayed in the second graphic. The second graphic shows the sequence view annotated by issues in geometry and electron density. Residues are color-coded according to the number of geometric quality criteria for which they contain at least one outlier: green = 0, yellow = 1, orange = 2 and red = 3 or more. A red dot above a residue indicates a poor fit to the electron density ($RSRZ > 2$). Stretches of 2 or more consecutive residues without any outlier are shown as a green connector. Residues present in the sample, but not in the model, are shown in grey.

- Molecule 1: DAP-kinase related protein 1

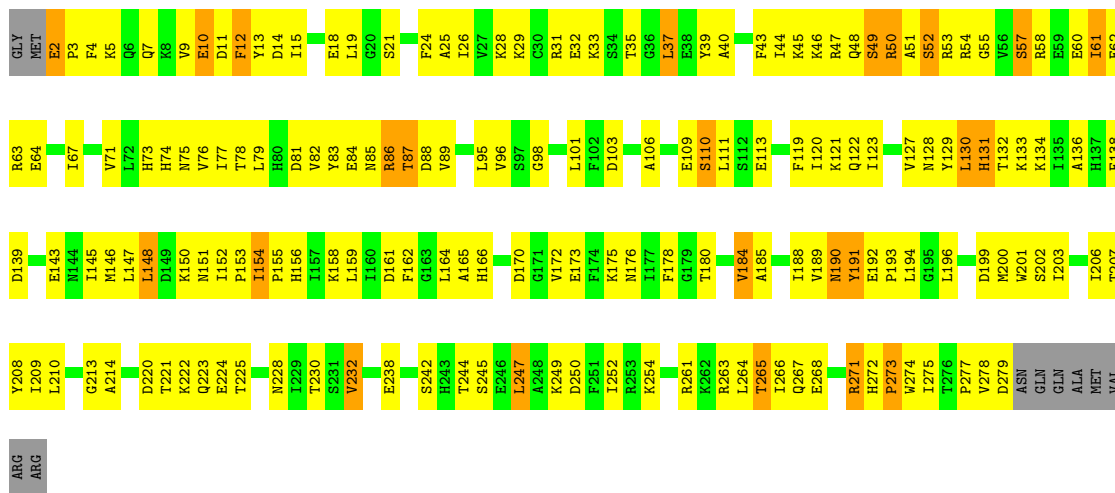


- Molecule 1: DAP-kinase related protein 1

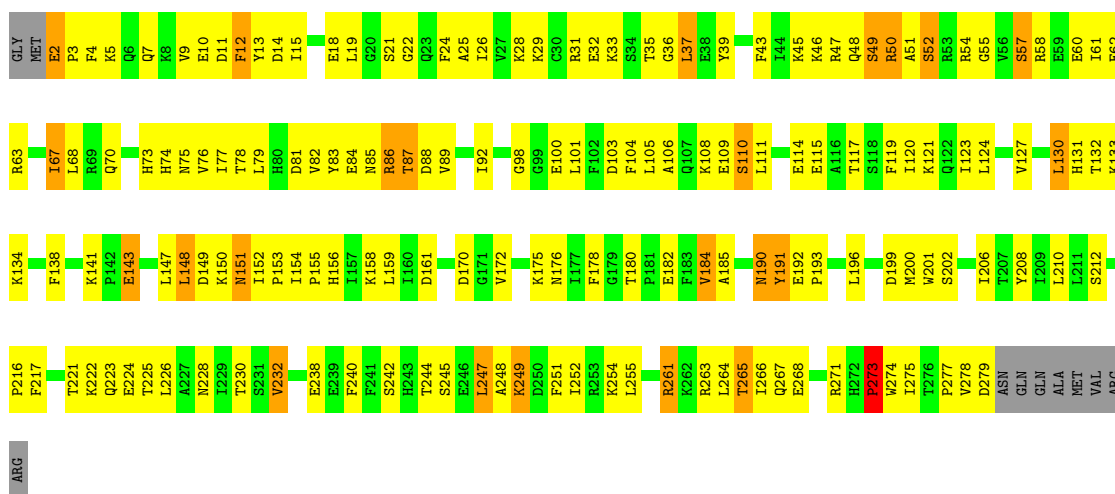


- Molecule 1: DAP-kinase related protein 1

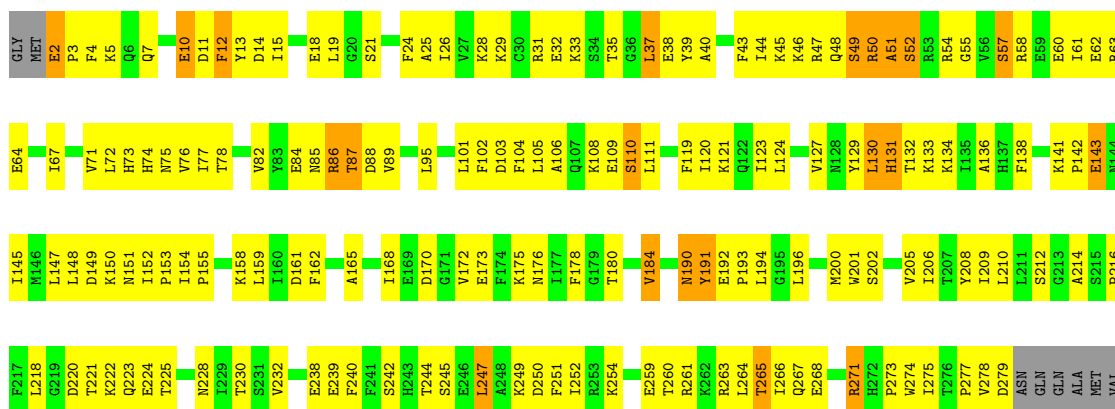




• Molecule 1: DAP-kinase related protein 1

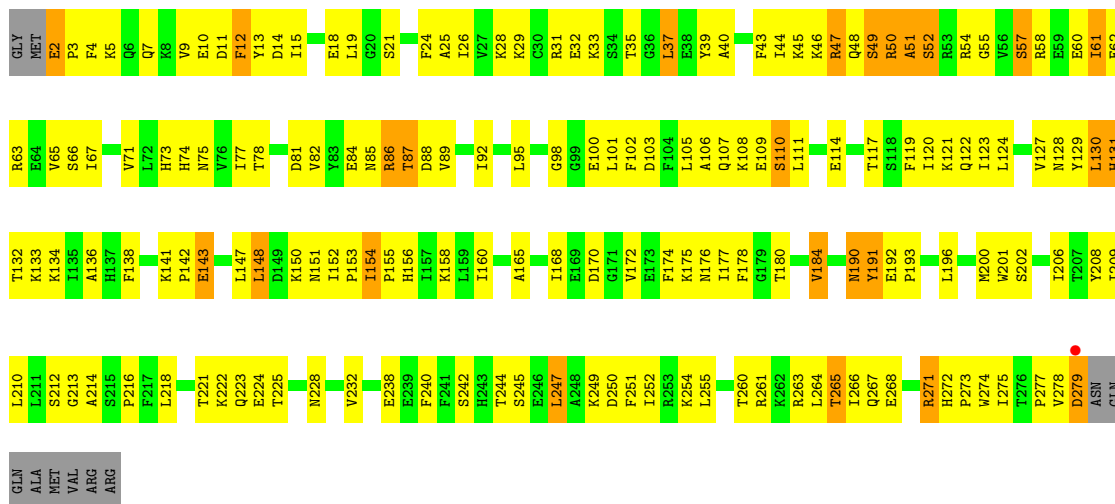


• Molecule 1: DAP-kinase related protein 1

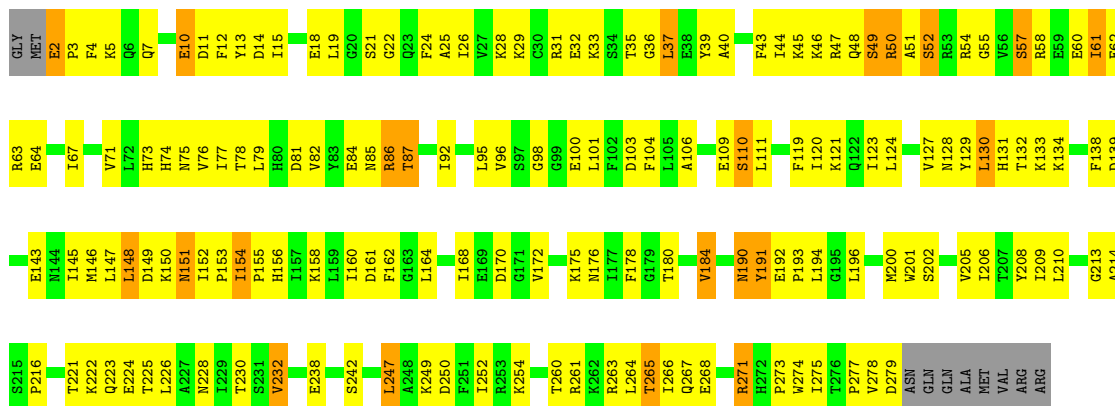


ARG
ARG

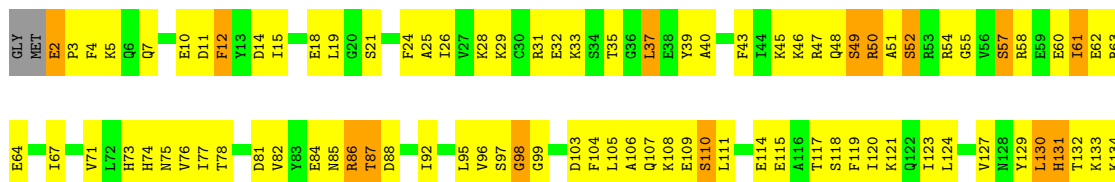
- Molecule 1: DAP-kinase related protein 1

Chain F:  37% 51% 9%

- Molecule 1: DAP-kinase related protein 1

Chain G:  40% 49% 8%

- Molecule 1: DAP-kinase related protein 1

Chain H:  40% 50% 7%

4 Data and refinement statistics

Property	Value	Source
Space group	P 1 21 1	Depositor
Cell constants a, b, c, α , β , γ	52.62Å 211.83Å 128.42Å 90.00° 101.82° 90.00°	Depositor
Resolution (Å)	20.00 – 2.90 19.61 – 2.90	Depositor EDS
% Data completeness (in resolution range)	90.8 (20.00-2.90) 90.8 (19.61-2.90)	Depositor EDS
R_{merge}	(Not available)	Depositor
R_{sym}	0.12	Depositor
$\langle I/\sigma(I) \rangle$ ¹	1.28 (at 2.88Å)	Xtrriage
Refinement program	CNS 1.1	Depositor
R, R_{free}	0.220 , 0.258 0.220 , 0.223	Depositor DCC
R_{free} test set	2751 reflections (5.00%)	wwPDB-VP
Wilson B-factor (Å ²)	52.3	Xtrriage
Anisotropy	0.576	Xtrriage
Bulk solvent k_{sol} (e/Å ³), B_{sol} (Å ²)	0.34 , 25.7	EDS
L-test for twinning ²	$\langle L \rangle = 0.36$, $\langle L^2 \rangle = 0.18$	Xtrriage
Estimated twinning fraction	0.418 for h,-k,-h-l	Xtrriage
F_o, F_c correlation	0.89	EDS
Total number of atoms	18024	wwPDB-VP
Average B, all atoms (Å ²)	39.0	wwPDB-VP

Xtrriage's analysis on translational NCS is as follows: *The largest off-origin peak in the Patterson function is 4.24% of the height of the origin peak. No significant pseudotranslation is detected.*

¹Intensities estimated from amplitudes.

²Theoretical values of $\langle |L| \rangle$, $\langle L^2 \rangle$ for acentric reflections are 0.5, 0.333 respectively for untwinned datasets, and 0.375, 0.2 for perfectly twinned datasets.

5 Model quality [i](#)

5.1 Standard geometry [i](#)

The Z score for a bond length (or angle) is the number of standard deviations the observed value is removed from the expected value. A bond length (or angle) with $|Z| > 5$ is considered an outlier worth inspection. RMSZ is the root-mean-square of all Z scores of the bond lengths (or angles).

Mol	Chain	Bond lengths		Bond angles	
		RMSZ	# $ Z > 5$	RMSZ	# $ Z > 5$
1	A	0.52	0/2299	0.67	0/3104
1	B	0.52	1/2299 (0.0%)	0.67	0/3104
1	C	0.52	0/2299	0.68	0/3104
1	D	0.51	0/2299	0.68	0/3104
1	E	0.51	0/2299	0.66	0/3104
1	F	0.50	0/2299	0.68	0/3104
1	G	0.51	0/2299	0.68	0/3104
1	H	0.51	0/2299	0.67	0/3104
All	All	0.51	1/18392 (0.0%)	0.68	0/24832

All (1) bond length outliers are listed below:

Mol	Chain	Res	Type	Atoms	Z	Observed(Å)	Ideal(Å)
1	B	30	CYS	CB-SG	-7.72	1.69	1.82

There are no bond angle outliers.

There are no chirality outliers.

There are no planarity outliers.

5.2 Too-close contacts [i](#)

In the following table, the Non-H and H(model) columns list the number of non-hydrogen atoms and hydrogen atoms in the chain respectively. The H(added) column lists the number of hydrogen atoms added and optimized by MolProbity. The Clashes column lists the number of clashes within the asymmetric unit, whereas Symm-Clashes lists symmetry-related clashes.

Mol	Chain	Non-H	H(model)	H(added)	Clashes	Symm-Clashes
1	A	2253	0	2257	170	0
1	B	2253	0	2257	160	0
1	C	2253	0	2257	183	0
1	D	2253	0	2257	176	0

Continued on next page...

Continued from previous page...

Mol	Chain	Non-H	H(model)	H(added)	Clashes	Symm-Clashes
1	E	2253	0	2257	181	1
1	F	2253	0	2257	174	0
1	G	2253	0	2257	165	0
1	H	2253	0	2257	163	0
All	All	18024	0	18056	1339	1

The all-atom clashscore is defined as the number of clashes found per 1000 atoms (including hydrogen atoms). The all-atom clashscore for this structure is 37.

All (1339) close contacts within the same asymmetric unit are listed below, sorted by their clash magnitude.

Atom-1	Atom-2	Interatomic distance (Å)	Clash overlap (Å)
1:H:152:ILE:HD11	1:H:155:PRO:HA	1.39	1.03
1:C:152:ILE:HD11	1:C:155:PRO:HA	1.41	1.03
1:A:152:ILE:HD11	1:A:155:PRO:HA	1.39	1.03
1:F:152:ILE:HD11	1:F:155:PRO:HA	1.44	0.98
1:G:152:ILE:HD11	1:G:155:PRO:HA	1.48	0.94
1:G:47:ARG:HH21	1:G:57:SER:HB2	1.33	0.93
1:D:152:ILE:HD11	1:D:155:PRO:HA	1.48	0.93
1:H:271:ARG:NH1	1:H:271:ARG:HB2	1.84	0.93
1:H:47:ARG:HA	1:H:55:GLY:HA3	1.52	0.92
1:C:47:ARG:HH21	1:C:57:SER:HB2	1.33	0.91
1:A:18:GLU:HA	1:A:28:LYS:HG2	1.53	0.91
1:B:47:ARG:HH21	1:B:57:SER:HB2	1.35	0.91
1:E:47:ARG:HA	1:E:55:GLY:HA3	1.53	0.91
1:G:153:PRO:O	1:G:154:ILE:HD12	1.70	0.91
1:A:47:ARG:HH21	1:A:57:SER:HB2	1.37	0.88
1:G:47:ARG:HA	1:G:55:GLY:HA3	1.57	0.87
1:A:47:ARG:HA	1:A:55:GLY:HA3	1.56	0.87
1:E:152:ILE:HD11	1:E:155:PRO:HA	1.57	0.87
1:E:21:SER:HB2	1:E:26:ILE:HG12	1.57	0.86
1:D:271:ARG:HB2	1:D:271:ARG:NH1	1.91	0.86
1:A:49:SER:HB3	1:A:50:ARG:NH1	1.91	0.85
1:D:47:ARG:HH21	1:D:57:SER:HB2	1.40	0.85
1:G:247:LEU:HD22	1:G:274:TRP:HB2	1.59	0.85
1:B:47:ARG:HA	1:B:55:GLY:HA3	1.58	0.85
1:F:47:ARG:HA	1:F:55:GLY:HA3	1.57	0.85
1:H:47:ARG:HH21	1:H:57:SER:HB2	1.40	0.85
1:H:153:PRO:O	1:H:154:ILE:HD13	1.77	0.84
1:A:271:ARG:NH1	1:A:271:ARG:HB2	1.93	0.83
1:H:85:ASN:ND2	1:H:87:THR:H	1.76	0.83

Continued on next page...

Continued from previous page...

Atom-1	Atom-2	Interatomic distance (Å)	Clash overlap (Å)
1:F:18:GLU:HA	1:F:28:LYS:HG2	1.61	0.83
1:B:85:ASN:ND2	1:B:87:THR:H	1.77	0.83
1:E:247:LEU:HD22	1:E:274:TRP:HB2	1.61	0.83
1:E:221:THR:HG22	1:F:60:GLU:OE2	1.78	0.83
1:A:63:ARG:HH12	1:B:223:GLN:HE22	1.25	0.83
1:E:271:ARG:NH1	1:E:271:ARG:HB2	1.94	0.82
1:F:271:ARG:HB2	1:F:271:ARG:NH1	1.93	0.82
1:G:19:LEU:HD13	1:G:29:LYS:H	1.44	0.82
1:B:152:ILE:HD11	1:B:155:PRO:HA	1.61	0.82
1:C:47:ARG:HA	1:C:55:GLY:HA3	1.61	0.82
1:C:271:ARG:NH1	1:C:271:ARG:HB2	1.94	0.82
1:E:31:ARG:HG3	1:E:31:ARG:HH11	1.45	0.82
1:B:271:ARG:HB2	1:B:271:ARG:NH1	1.95	0.81
1:A:21:SER:HB2	1:A:26:ILE:HG12	1.63	0.81
1:F:47:ARG:HH21	1:F:57:SER:HB2	1.46	0.81
1:G:18:GLU:HA	1:G:28:LYS:HG2	1.61	0.81
1:C:63:ARG:HH12	1:D:223:GLN:HE22	1.29	0.81
1:G:271:ARG:HB2	1:G:271:ARG:NH1	1.96	0.81
1:D:21:SER:HB3	1:D:26:ILE:HG23	1.64	0.80
1:C:71:VAL:HA	1:C:129:TYR:HE2	1.46	0.79
1:H:18:GLU:HA	1:H:28:LYS:HG2	1.63	0.79
1:E:47:ARG:HH21	1:E:57:SER:HB2	1.48	0.79
1:H:271:ARG:HB2	1:H:271:ARG:HH11	1.48	0.79
1:A:85:ASN:ND2	1:A:87:THR:H	1.80	0.78
1:C:191:TYR:CE2	1:D:230:THR:HG21	2.19	0.78
1:A:152:ILE:CD1	1:A:155:PRO:HA	2.12	0.77
1:C:152:ILE:CD1	1:C:155:PRO:HA	2.14	0.77
1:D:21:SER:HB2	1:D:26:ILE:HG12	1.66	0.77
1:E:21:SER:HB3	1:E:26:ILE:HG23	1.66	0.77
1:B:25:ALA:HA	1:B:43:PHE:O	1.83	0.77
1:B:64:GLU:HG3	1:B:162:PHE:O	1.85	0.77
1:F:105:LEU:O	1:F:108:LYS:HB2	1.84	0.76
1:G:85:ASN:ND2	1:G:87:THR:H	1.83	0.76
1:A:63:ARG:HH12	1:B:223:GLN:NE2	1.84	0.76
1:F:57:SER:HB3	1:F:60:GLU:CD	2.06	0.76
1:H:5:LYS:HB3	1:H:7:GLN:OE1	1.84	0.76
1:D:85:ASN:ND2	1:D:87:THR:H	1.83	0.76
1:D:153:PRO:O	1:D:154:ILE:HD13	1.86	0.76
1:D:5:LYS:HB3	1:D:7:GLN:OE1	1.85	0.76
1:D:18:GLU:HA	1:D:28:LYS:HG2	1.68	0.76
1:A:25:ALA:HA	1:A:43:PHE:O	1.85	0.76

Continued on next page...

Continued from previous page...

Atom-1	Atom-2	Interatomic distance (Å)	Clash overlap (Å)
1:F:271:ARG:HB2	1:F:271:ARG:HH11	1.49	0.76
1:E:123:ILE:O	1:E:127:VAL:HG23	1.86	0.76
1:F:31:ARG:HG3	1:F:31:ARG:HH11	1.51	0.75
1:F:21:SER:HB3	1:F:26:ILE:HG23	1.67	0.75
1:H:152:ILE:CD1	1:H:155:PRO:HA	2.14	0.75
1:D:47:ARG:HA	1:D:55:GLY:HA3	1.67	0.75
1:A:109:GLU:OE1	1:A:110:SER:HB3	1.87	0.74
1:D:247:LEU:HD22	1:D:274:TRP:HB2	1.67	0.74
1:H:21:SER:HB3	1:H:26:ILE:HG23	1.67	0.74
1:F:21:SER:HB2	1:F:26:ILE:HG12	1.69	0.74
1:F:201:TRP:HB2	1:F:263:ARG:NH1	2.01	0.74
1:F:85:ASN:ND2	1:F:87:THR:H	1.83	0.74
1:E:11:ASP:O	1:E:33:LYS:HD2	1.88	0.74
1:G:223:GLN:HE22	1:H:63:ARG:HH12	1.36	0.74
1:D:49:SER:HB3	1:D:50:ARG:NH1	2.02	0.74
1:C:24:PHE:CE1	1:C:54:ARG:HA	2.23	0.73
1:C:85:ASN:ND2	1:C:87:THR:H	1.85	0.73
1:A:57:SER:HB3	1:A:60:GLU:CD	2.08	0.73
1:D:123:ILE:O	1:D:127:VAL:HG23	1.89	0.73
1:D:201:TRP:HB2	1:D:263:ARG:NH1	2.02	0.73
1:G:21:SER:HB3	1:G:26:ILE:HG23	1.71	0.73
1:D:152:ILE:CD1	1:D:155:PRO:HA	2.18	0.73
1:D:271:ARG:HB2	1:D:271:ARG:HH11	1.53	0.73
1:E:109:GLU:O	1:E:110:SER:HB2	1.89	0.73
1:B:109:GLU:O	1:B:110:SER:HB2	1.86	0.73
1:G:223:GLN:NE2	1:H:63:ARG:HH12	1.85	0.73
1:C:21:SER:HB2	1:C:26:ILE:HG12	1.71	0.72
1:C:21:SER:HB3	1:C:26:ILE:HG23	1.72	0.72
1:F:25:ALA:HA	1:F:43:PHE:O	1.89	0.72
1:A:21:SER:HB3	1:A:26:ILE:HG23	1.70	0.72
1:C:109:GLU:O	1:C:110:SER:HB2	1.88	0.72
1:A:24:PHE:CE1	1:A:54:ARG:HA	2.25	0.72
1:A:201:TRP:HB2	1:A:263:ARG:NH1	2.04	0.72
1:C:111:LEU:HD21	1:C:210:LEU:HD21	1.72	0.72
1:C:64:GLU:HG3	1:C:162:PHE:O	1.90	0.71
1:A:200:MET:HE1	1:A:266:ILE:HA	1.71	0.71
1:F:152:ILE:CD1	1:F:155:PRO:HA	2.18	0.71
1:E:153:PRO:O	1:E:154:ILE:HD13	1.91	0.71
1:G:47:ARG:NH2	1:G:57:SER:HB2	2.05	0.71
1:E:5:LYS:HB3	1:E:7:GLN:OE1	1.90	0.71
1:G:21:SER:HB2	1:G:26:ILE:HG12	1.72	0.71

Continued on next page...

Continued from previous page...

Atom-1	Atom-2	Interatomic distance (Å)	Clash overlap (Å)
1:B:21:SER:HB3	1:B:26:ILE:HG23	1.71	0.71
1:B:21:SER:HB2	1:B:26:ILE:HG12	1.72	0.70
1:H:225:THR:HA	1:H:228:ASN:HD22	1.55	0.70
1:E:63:ARG:HH12	1:F:223:GLN:HE22	1.39	0.70
1:E:85:ASN:ND2	1:E:87:THR:H	1.90	0.70
1:E:24:PHE:CE1	1:E:54:ARG:HA	2.27	0.70
1:E:49:SER:HB3	1:E:50:ARG:NH1	2.07	0.70
1:F:153:PRO:O	1:F:154:ILE:HD12	1.90	0.70
1:G:230:THR:HG21	1:H:191:TYR:CE2	2.27	0.70
1:E:18:GLU:HA	1:E:28:LYS:HG2	1.72	0.70
1:B:18:GLU:HA	1:B:28:LYS:HG2	1.73	0.70
1:D:275:ILE:O	1:D:277:PRO:HD3	1.90	0.70
1:D:25:ALA:HA	1:D:43:PHE:O	1.91	0.70
1:G:109:GLU:O	1:G:110:SER:HB2	1.92	0.70
1:C:101:LEU:HD12	1:C:101:LEU:O	1.92	0.70
1:C:268:GLU:HA	1:C:271:ARG:HH12	1.56	0.70
1:G:103:ASP:O	1:G:106:ALA:HB3	1.92	0.69
1:G:200:MET:HE1	1:G:266:ILE:HA	1.74	0.69
1:H:123:ILE:O	1:H:127:VAL:HG23	1.92	0.69
1:B:5:LYS:HB3	1:B:7:GLN:OE1	1.92	0.69
1:G:201:TRP:HB2	1:G:263:ARG:NH1	2.06	0.69
1:G:152:ILE:CD1	1:G:155:PRO:HA	2.23	0.69
1:H:247:LEU:HD22	1:H:274:TRP:HB2	1.74	0.69
1:A:49:SER:N	1:A:52:SER:OG	2.23	0.69
1:B:85:ASN:HD21	1:B:87:THR:H	1.38	0.69
1:H:57:SER:O	1:H:61:ILE:HG12	1.92	0.69
1:G:25:ALA:HA	1:G:43:PHE:O	1.91	0.69
1:A:57:SER:HB3	1:A:60:GLU:OE2	1.93	0.69
1:B:47:ARG:NH2	1:B:57:SER:HB2	2.08	0.69
1:B:225:THR:HA	1:B:228:ASN:HD22	1.58	0.69
1:F:278:VAL:HG23	1:F:279:ASP:H	1.57	0.69
1:E:57:SER:HB3	1:E:60:GLU:CD	2.13	0.68
1:H:278:VAL:HG23	1:H:279:ASP:H	1.58	0.68
1:D:14:ASP:OD1	1:D:33:LYS:HE2	1.92	0.68
1:H:85:ASN:HD21	1:H:87:THR:H	1.38	0.68
1:C:225:THR:HA	1:C:228:ASN:HD22	1.58	0.68
1:E:25:ALA:HA	1:E:43:PHE:O	1.92	0.68
1:H:21:SER:HB2	1:H:26:ILE:HG12	1.75	0.68
1:C:63:ARG:HH12	1:D:223:GLN:NE2	1.90	0.68
1:D:266:ILE:HG23	1:D:267:GLN:N	2.09	0.68
1:F:123:ILE:O	1:F:127:VAL:HG23	1.94	0.68

Continued on next page...

Continued from previous page...

Atom-1	Atom-2	Interatomic distance (Å)	Clash overlap (Å)
1:D:103:ASP:O	1:D:106:ALA:HB3	1.93	0.68
1:B:71:VAL:HA	1:B:129:TYR:HE2	1.58	0.67
1:G:31:ARG:HG3	1:G:31:ARG:HH11	1.59	0.67
1:A:63:ARG:NH1	1:B:223:GLN:HE22	1.91	0.67
1:B:35:THR:OG1	1:B:37:LEU:HB2	1.93	0.67
1:E:2:GLU:N	1:E:3:PRO:HD3	2.09	0.67
1:F:200:MET:HE1	1:F:266:ILE:HA	1.76	0.67
1:D:100:GLU:OE1	1:D:143:GLU:HA	1.95	0.67
1:A:57:SER:O	1:A:61:ILE:HG12	1.94	0.67
1:B:31:ARG:HG3	1:B:31:ARG:HH11	1.59	0.67
1:G:19:LEU:HD21	1:G:29:LYS:HB2	1.76	0.67
1:C:31:ARG:HG3	1:C:31:ARG:HH11	1.60	0.67
1:H:266:ILE:HG23	1:H:267:GLN:N	2.09	0.67
1:B:247:LEU:HD22	1:B:274:TRP:HB2	1.77	0.67
1:C:275:ILE:O	1:C:277:PRO:HD3	1.94	0.67
1:A:271:ARG:HB2	1:A:271:ARG:HH11	1.60	0.67
1:C:47:ARG:NH2	1:C:57:SER:HB2	2.06	0.67
1:F:2:GLU:N	1:F:3:PRO:HD3	2.09	0.67
1:H:86:ARG:HD2	1:H:87:THR:N	2.10	0.67
1:A:5:LYS:HB3	1:A:7:GLN:OE1	1.95	0.66
1:H:64:GLU:HG3	1:H:162:PHE:O	1.95	0.66
1:H:266:ILE:HG23	1:H:267:GLN:H	1.59	0.66
1:A:278:VAL:HG23	1:A:279:ASP:H	1.60	0.66
1:C:247:LEU:HD22	1:C:274:TRP:HB2	1.77	0.66
1:D:190:ASN:HB2	1:D:192:GLU:OE1	1.96	0.66
1:E:271:ARG:HB2	1:E:271:ARG:HH11	1.59	0.66
1:B:2:GLU:N	1:B:3:PRO:HD3	2.11	0.66
1:F:19:LEU:HD21	1:F:29:LYS:HB2	1.78	0.66
1:A:120:ILE:HD11	1:A:210:LEU:HD13	1.78	0.65
1:C:170:ASP:O	1:C:172:VAL:HG23	1.97	0.65
1:G:24:PHE:CE1	1:G:54:ARG:HA	2.31	0.65
1:H:31:ARG:HG3	1:H:31:ARG:HH11	1.61	0.65
1:C:14:ASP:OD1	1:C:33:LYS:HE2	1.97	0.65
1:B:24:PHE:CE1	1:B:54:ARG:HA	2.31	0.65
1:B:57:SER:O	1:B:61:ILE:HG12	1.95	0.65
1:E:19:LEU:HD13	1:E:29:LYS:H	1.61	0.65
1:H:47:ARG:NH2	1:H:57:SER:HB2	2.12	0.65
1:A:247:LEU:HD22	1:A:274:TRP:HB2	1.78	0.65
1:D:47:ARG:NH2	1:D:57:SER:HB2	2.11	0.65
1:G:271:ARG:HB2	1:G:271:ARG:HH11	1.60	0.65
1:C:268:GLU:HA	1:C:271:ARG:NH1	2.12	0.65

Continued on next page...

Continued from previous page...

Atom-1	Atom-2	Interatomic distance (Å)	Clash overlap (Å)
1:F:4:PHE:HB2	1:F:84:GLU:HB3	1.79	0.65
1:F:19:LEU:HD13	1:F:29:LYS:H	1.62	0.65
1:H:85:ASN:ND2	1:H:86:ARG:H	1.95	0.65
1:E:201:TRP:HB2	1:E:263:ARG:NH1	2.12	0.65
1:H:2:GLU:N	1:H:3:PRO:HD3	2.12	0.65
1:B:57:SER:HB3	1:B:60:GLU:CD	2.18	0.64
1:G:49:SER:HB3	1:G:50:ARG:NH1	2.13	0.64
1:D:101:LEU:HD12	1:D:101:LEU:O	1.96	0.64
1:D:120:ILE:HD11	1:D:210:LEU:HD13	1.78	0.64
1:H:25:ALA:HA	1:H:43:PHE:O	1.97	0.64
1:H:120:ILE:HD11	1:H:210:LEU:HD13	1.79	0.64
1:C:19:LEU:HD13	1:C:29:LYS:H	1.63	0.64
1:C:271:ARG:HB2	1:C:271:ARG:HH11	1.62	0.64
1:A:48:GLN:HB2	1:A:52:SER:OG	1.96	0.64
1:H:11:ASP:O	1:H:33:LYS:HD2	1.98	0.64
1:C:210:LEU:C	1:C:210:LEU:HD23	2.18	0.64
1:B:268:GLU:HA	1:B:271:ARG:HH12	1.62	0.64
1:E:58:ARG:HG3	1:E:62:GLU:OE2	1.98	0.64
1:F:24:PHE:CE1	1:F:54:ARG:HA	2.33	0.64
1:H:200:MET:HE1	1:H:266:ILE:HA	1.80	0.64
1:B:50:ARG:C	1:B:52:SER:H	2.00	0.64
1:F:190:ASN:HB2	1:F:192:GLU:OE1	1.98	0.64
1:B:19:LEU:HD13	1:B:29:LYS:H	1.63	0.64
1:B:85:ASN:ND2	1:B:86:ARG:H	1.95	0.64
1:C:48:GLN:HB2	1:C:52:SER:OG	1.98	0.64
1:H:57:SER:HB3	1:H:60:GLU:CD	2.18	0.64
1:D:210:LEU:C	1:D:210:LEU:HD23	2.18	0.64
1:F:120:ILE:HD11	1:F:210:LEU:HD13	1.80	0.64
1:H:130:LEU:O	1:H:133:LYS:N	2.31	0.64
1:A:210:LEU:C	1:A:210:LEU:HD23	2.18	0.63
1:D:76:VAL:O	1:D:158:LYS:NZ	2.32	0.63
1:A:73:HIS:HD2	1:A:129:TYR:HB2	1.63	0.63
1:C:49:SER:N	1:C:52:SER:OG	2.30	0.63
1:E:225:THR:HA	1:E:228:ASN:HD22	1.62	0.63
1:A:49:SER:HB3	1:A:50:ARG:HH12	1.62	0.63
1:E:73:HIS:CE1	1:E:75:ASN:H	2.16	0.63
1:G:85:ASN:HD21	1:G:87:THR:H	1.47	0.63
1:C:85:ASN:HD21	1:C:87:THR:H	1.46	0.63
1:F:247:LEU:HD22	1:F:274:TRP:HB2	1.81	0.63
1:H:24:PHE:CE1	1:H:54:ARG:HA	2.34	0.63
1:E:35:THR:OG1	1:E:37:LEU:HB2	1.97	0.63

Continued on next page...

Continued from previous page...

Atom-1	Atom-2	Interatomic distance (Å)	Clash overlap (Å)
1:F:14:ASP:OD1	1:F:33:LYS:HE2	1.99	0.63
1:F:275:ILE:O	1:F:277:PRO:HD3	1.99	0.63
1:F:5:LYS:HB3	1:F:7:GLN:OE1	1.99	0.63
1:B:4:PHE:HB2	1:B:84:GLU:HB3	1.81	0.63
1:D:31:ARG:HH11	1:D:31:ARG:HG3	1.62	0.63
1:A:153:PRO:O	1:A:154:ILE:HD13	1.99	0.63
1:A:73:HIS:CD2	1:A:129:TYR:HB2	2.33	0.62
1:B:265:THR:HG23	1:B:268:GLU:CD	2.20	0.62
1:B:275:ILE:O	1:B:277:PRO:HD3	1.99	0.62
1:F:71:VAL:HA	1:F:129:TYR:HE2	1.64	0.62
1:H:49:SER:HB3	1:H:50:ARG:NH1	2.13	0.62
1:C:25:ALA:HA	1:C:43:PHE:O	1.99	0.62
1:D:57:SER:O	1:D:61:ILE:HG12	1.99	0.62
1:G:210:LEU:HD23	1:G:210:LEU:C	2.19	0.62
1:F:73:HIS:CE1	1:F:75:ASN:H	2.17	0.62
1:H:96:VAL:HG11	1:H:146:MET:CB	2.29	0.62
1:E:152:ILE:CD1	1:E:155:PRO:HA	2.28	0.62
1:A:19:LEU:HD21	1:A:29:LYS:HB2	1.81	0.62
1:B:58:ARG:HG3	1:B:62:GLU:OE2	1.99	0.62
1:E:57:SER:O	1:E:61:ILE:HG12	1.98	0.62
1:B:73:HIS:CE1	1:B:75:ASN:H	2.16	0.62
1:G:225:THR:HA	1:G:228:ASN:HD22	1.65	0.62
1:C:266:ILE:HG23	1:C:267:GLN:N	2.15	0.62
1:A:2:GLU:N	1:A:3:PRO:HD3	2.14	0.62
1:B:123:ILE:O	1:B:127:VAL:HG23	2.00	0.62
1:B:271:ARG:HB2	1:B:271:ARG:HH11	1.63	0.62
1:C:85:ASN:ND2	1:C:86:ARG:H	1.97	0.62
1:C:201:TRP:HB2	1:C:263:ARG:NH1	2.14	0.62
1:A:123:ILE:O	1:A:127:VAL:HG23	1.99	0.62
1:B:202:SER:O	1:B:206:ILE:HG12	1.99	0.62
1:G:50:ARG:C	1:G:52:SER:H	2.03	0.62
1:G:170:ASP:O	1:G:172:VAL:HG23	1.99	0.62
1:A:4:PHE:HB2	1:A:84:GLU:HB3	1.82	0.62
1:A:265:THR:HG23	1:A:268:GLU:CD	2.20	0.62
1:A:268:GLU:HA	1:A:271:ARG:HH12	1.65	0.62
1:C:57:SER:HB3	1:C:60:GLU:CD	2.20	0.62
1:C:5:LYS:HB3	1:C:7:GLN:OE1	2.00	0.61
1:H:14:ASP:OD1	1:H:33:LYS:HE2	1.99	0.61
1:A:47:ARG:NH2	1:A:57:SER:HB2	2.13	0.61
1:B:40:ALA:HB2	1:B:95:LEU:HD12	1.82	0.61
1:B:49:SER:N	1:B:52:SER:OG	2.30	0.61

Continued on next page...

Continued from previous page...

Atom-1	Atom-2	Interatomic distance (Å)	Clash overlap (Å)
1:D:19:LEU:HD13	1:D:29:LYS:H	1.65	0.61
1:D:265:THR:HG23	1:D:268:GLU:CD	2.20	0.61
1:G:57:SER:HB3	1:G:60:GLU:CD	2.20	0.61
1:A:190:ASN:HB2	1:A:192:GLU:OE1	2.01	0.61
1:D:106:ALA:O	1:D:108:LYS:O	2.18	0.61
1:E:170:ASP:O	1:E:172:VAL:HG23	2.00	0.61
1:G:2:GLU:N	1:G:3:PRO:HD3	2.15	0.61
1:E:278:VAL:HG23	1:E:279:ASP:H	1.64	0.61
1:H:238:GLU:O	1:H:242:SER:HB3	2.00	0.61
1:B:12:PHE:N	1:B:12:PHE:CD1	2.68	0.61
1:E:111:LEU:HD21	1:E:210:LEU:HD21	1.81	0.61
1:F:35:THR:OG1	1:F:37:LEU:HB2	2.00	0.61
1:F:238:GLU:O	1:F:242:SER:HB3	2.01	0.61
1:H:210:LEU:C	1:H:210:LEU:HD23	2.21	0.61
1:A:111:LEU:HD21	1:A:210:LEU:HD21	1.82	0.61
1:B:100:GLU:OE1	1:B:143:GLU:HA	2.00	0.61
1:D:57:SER:HB3	1:D:60:GLU:CD	2.21	0.61
1:A:98:GLY:HA3	1:A:147:LEU:O	2.01	0.61
1:D:105:LEU:O	1:D:108:LYS:HB2	2.00	0.61
1:C:4:PHE:HB2	1:C:84:GLU:HB3	1.83	0.61
1:A:31:ARG:HG3	1:A:31:ARG:HH11	1.66	0.60
1:H:74:HIS:O	1:H:158:LYS:HE2	2.01	0.60
1:B:249:LYS:O	1:B:252:ILE:HB	2.01	0.60
1:E:48:GLN:HB2	1:E:52:SER:OG	2.00	0.60
1:A:19:LEU:HD13	1:A:29:LYS:H	1.65	0.60
1:G:223:GLN:HE22	1:H:63:ARG:NH1	1.99	0.60
1:D:50:ARG:C	1:D:52:SER:H	2.02	0.60
1:G:57:SER:HB3	1:G:60:GLU:OE2	2.02	0.60
1:C:4:PHE:CD2	1:C:82:VAL:HG11	2.37	0.60
1:H:103:ASP:O	1:H:106:ALA:HB3	2.01	0.60
1:F:49:SER:HB3	1:F:50:ARG:NH1	2.16	0.60
1:G:278:VAL:HG23	1:G:279:ASP:H	1.67	0.60
1:H:50:ARG:C	1:H:52:SER:H	2.05	0.60
1:E:58:ARG:O	1:E:62:GLU:HG3	2.01	0.60
1:E:249:LYS:O	1:E:252:ILE:HB	2.02	0.60
1:A:48:GLN:HB2	1:A:52:SER:CB	2.32	0.60
1:B:120:ILE:HD11	1:B:210:LEU:HD13	1.84	0.60
1:D:225:THR:HA	1:D:228:ASN:HD22	1.65	0.60
1:E:190:ASN:O	1:E:191:TYR:C	2.40	0.60
1:D:98:GLY:HA3	1:D:147:LEU:O	2.01	0.60
1:D:111:LEU:HD21	1:D:210:LEU:HD21	1.83	0.59

Continued on next page...

Continued from previous page...

Atom-1	Atom-2	Interatomic distance (Å)	Clash overlap (Å)
1:F:265:THR:HG23	1:F:268:GLU:CD	2.22	0.59
1:G:15:ILE:HD12	1:G:15:ILE:N	2.17	0.59
1:H:275:ILE:O	1:H:277:PRO:HD3	2.02	0.59
1:E:60:GLU:OE2	1:F:221:THR:HG22	2.03	0.59
1:B:73:HIS:CE1	1:B:75:ASN:HB2	2.36	0.59
1:B:49:SER:HB3	1:B:50:ARG:NH1	2.17	0.59
1:B:109:GLU:O	1:B:110:SER:CB	2.51	0.59
1:D:2:GLU:N	1:D:3:PRO:HD3	2.17	0.59
1:E:19:LEU:HD21	1:E:29:LYS:HB2	1.84	0.59
1:E:50:ARG:C	1:E:52:SER:H	2.06	0.59
1:F:4:PHE:CD2	1:F:82:VAL:HG11	2.37	0.59
1:A:85:ASN:HD21	1:A:87:THR:H	1.51	0.59
1:B:152:ILE:CD1	1:B:155:PRO:HA	2.31	0.59
1:D:278:VAL:HG23	1:D:279:ASP:H	1.68	0.59
1:E:218:LEU:HD21	1:F:51:ALA:HA	1.84	0.59
1:F:85:ASN:ND2	1:F:86:ARG:H	2.01	0.59
1:G:5:LYS:HB3	1:G:7:GLN:OE1	2.02	0.59
1:A:73:HIS:CE1	1:A:75:ASN:H	2.20	0.59
1:C:73:HIS:CE1	1:C:75:ASN:H	2.21	0.59
1:C:265:THR:HG23	1:C:268:GLU:CD	2.23	0.59
1:F:85:ASN:HD21	1:F:87:THR:H	1.51	0.59
1:C:2:GLU:N	1:C:3:PRO:HD3	2.18	0.59
1:G:19:LEU:CD2	1:G:29:LYS:HB2	2.33	0.59
1:H:47:ARG:CD	1:H:52:SER:HB2	2.33	0.59
1:E:266:ILE:HG23	1:E:267:GLN:N	2.18	0.59
1:F:11:ASP:O	1:F:33:LYS:HD2	2.03	0.59
1:G:265:THR:HG23	1:G:268:GLU:CD	2.23	0.59
1:C:49:SER:HB3	1:C:50:ARG:NH1	2.17	0.58
1:E:268:GLU:HA	1:E:271:ARG:HH12	1.68	0.58
1:E:275:ILE:O	1:E:277:PRO:HD3	2.02	0.58
1:F:131:HIS:CD2	1:F:196:LEU:HB3	2.37	0.58
1:F:190:ASN:O	1:F:191:TYR:C	2.42	0.58
1:E:73:HIS:CE1	1:E:75:ASN:HB2	2.38	0.58
1:E:85:ASN:ND2	1:E:86:ARG:H	2.02	0.58
1:D:266:ILE:HG23	1:D:267:GLN:H	1.68	0.58
1:G:275:ILE:O	1:G:277:PRO:HD3	2.03	0.58
1:C:73:HIS:CE1	1:C:75:ASN:HB2	2.39	0.58
1:D:202:SER:O	1:D:206:ILE:HG12	2.04	0.58
1:G:120:ILE:HD11	1:G:210:LEU:HD13	1.85	0.58
1:C:153:PRO:O	1:C:154:ILE:HD12	2.04	0.58
1:C:175:LYS:HG2	1:C:193:PRO:HA	1.86	0.58

Continued on next page...

Continued from previous page...

Atom-1	Atom-2	Interatomic distance (Å)	Clash overlap (Å)
1:A:40:ALA:HB2	1:A:95:LEU:HD12	1.86	0.58
1:D:45:LYS:HD3	1:D:87:THR:O	2.04	0.58
1:H:201:TRP:HB2	1:H:263:ARG:NH1	2.19	0.58
1:C:11:ASP:O	1:C:33:LYS:HD2	2.04	0.58
1:E:4:PHE:HB2	1:E:84:GLU:HB3	1.86	0.58
1:E:247:LEU:HD21	1:E:273:PRO:HB2	1.86	0.58
1:H:170:ASP:O	1:H:172:VAL:HG23	2.04	0.58
1:B:63:ARG:HD2	1:B:166:HIS:CD2	2.39	0.58
1:F:86:ARG:HD2	1:F:87:THR:N	2.19	0.58
1:G:4:PHE:HB2	1:G:84:GLU:HB3	1.86	0.58
1:C:278:VAL:HG23	1:C:279:ASP:H	1.69	0.57
1:F:225:THR:HA	1:F:228:ASN:HD22	1.69	0.57
1:G:247:LEU:HD21	1:G:273:PRO:HB2	1.86	0.57
1:H:12:PHE:CD1	1:H:12:PHE:N	2.71	0.57
1:D:47:ARG:CD	1:D:52:SER:HB2	2.34	0.57
1:D:98:GLY:N	1:D:147:LEU:O	2.36	0.57
1:A:141:LYS:HE3	1:A:143:GLU:HG2	1.84	0.57
1:A:190:ASN:O	1:A:191:TYR:C	2.42	0.57
1:A:275:ILE:O	1:A:277:PRO:HD3	2.05	0.57
1:B:210:LEU:C	1:B:210:LEU:HD23	2.23	0.57
1:C:190:ASN:O	1:C:191:TYR:C	2.43	0.57
1:D:149:ASP:OD2	1:D:151:ASN:HB2	2.04	0.57
1:G:101:LEU:O	1:G:104:PHE:HB3	2.04	0.57
1:C:230:THR:HG21	1:D:191:TYR:CE2	2.40	0.57
1:H:48:GLN:HB2	1:H:52:SER:OG	2.04	0.57
1:B:10:GLU:O	1:B:33:LYS:HE3	2.05	0.57
1:B:266:ILE:HG23	1:B:267:GLN:N	2.20	0.57
1:B:268:GLU:HA	1:B:271:ARG:NH1	2.19	0.57
1:H:77:ILE:HB	1:H:160:ILE:HG22	1.87	0.57
1:C:266:ILE:HG23	1:C:267:GLN:H	1.69	0.57
1:D:73:HIS:CE1	1:D:75:ASN:H	2.22	0.57
1:G:180:THR:O	1:G:184:VAL:HG22	2.05	0.57
1:H:104:PHE:CE1	1:H:108:LYS:HE2	2.40	0.57
1:B:57:SER:HB3	1:B:60:GLU:OE2	2.05	0.57
1:D:46:LYS:NZ	1:D:85:ASN:O	2.32	0.57
1:E:254:LYS:HB3	1:E:264:LEU:HG	1.87	0.57
1:C:96:VAL:HG11	1:C:146:MET:CB	2.34	0.57
1:E:47:ARG:NH2	1:E:57:SER:HB2	2.19	0.57
1:A:130:LEU:O	1:A:133:LYS:N	2.37	0.57
1:F:58:ARG:HG3	1:F:62:GLU:OE2	2.04	0.57
1:B:46:LYS:HE3	1:B:88:ASP:O	2.05	0.57

Continued on next page...

Continued from previous page...

Atom-1	Atom-2	Interatomic distance (Å)	Clash overlap (Å)
1:B:278:VAL:HG23	1:B:279:ASP:H	1.70	0.57
1:C:35:THR:OG1	1:C:37:LEU:HB2	2.05	0.57
1:D:98:GLY:CA	1:D:147:LEU:O	2.53	0.57
1:F:265:THR:HG23	1:F:268:GLU:HG3	1.86	0.57
1:G:190:ASN:HB2	1:G:192:GLU:OE1	2.05	0.57
1:H:19:LEU:HD13	1:H:29:LYS:H	1.70	0.57
1:B:46:LYS:NZ	1:B:85:ASN:O	2.30	0.56
1:B:190:ASN:O	1:B:191:TYR:C	2.42	0.56
1:D:109:GLU:O	1:D:110:SER:HB2	2.05	0.56
1:E:46:LYS:HE3	1:E:88:ASP:O	2.05	0.56
1:G:153:PRO:O	1:G:154:ILE:CD1	2.49	0.56
1:H:247:LEU:HD21	1:H:273:PRO:HB2	1.86	0.56
1:C:50:ARG:HA	1:C:50:ARG:NE	2.19	0.56
1:D:4:PHE:HB2	1:D:84:GLU:HB3	1.86	0.56
1:G:50:ARG:HH11	1:G:50:ARG:HG2	1.69	0.56
1:A:85:ASN:ND2	1:A:86:ARG:H	2.03	0.56
1:A:247:LEU:HD21	1:A:273:PRO:HB2	1.87	0.56
1:D:73:HIS:CE1	1:D:75:ASN:HB2	2.40	0.56
1:E:49:SER:N	1:E:52:SER:OG	2.37	0.56
1:F:265:THR:HG23	1:F:268:GLU:CG	2.36	0.56
1:G:266:ILE:HG23	1:G:267:GLN:N	2.19	0.56
1:E:46:LYS:NZ	1:E:85:ASN:O	2.33	0.56
1:F:247:LEU:HD21	1:F:273:PRO:HB2	1.88	0.56
1:H:71:VAL:HA	1:H:129:TYR:HE2	1.69	0.56
1:F:100:GLU:O	1:F:101:LEU:C	2.41	0.56
1:G:57:SER:O	1:G:61:ILE:HG12	2.05	0.56
1:G:73:HIS:CE1	1:G:75:ASN:HB2	2.40	0.56
1:B:50:ARG:O	1:B:52:SER:N	2.38	0.56
1:C:57:SER:O	1:C:61:ILE:HG12	2.05	0.56
1:C:131:HIS:CD2	1:C:196:LEU:HB3	2.40	0.56
1:G:73:HIS:CE1	1:G:75:ASN:H	2.23	0.56
1:G:85:ASN:ND2	1:G:86:ARG:H	2.04	0.56
1:G:101:LEU:HD23	1:G:145:ILE:HG21	1.88	0.56
1:D:190:ASN:O	1:D:191:TYR:C	2.44	0.56
1:E:223:GLN:HA	1:F:176:ASN:OD1	2.05	0.56
1:F:266:ILE:HG23	1:F:267:GLN:N	2.20	0.56
1:G:48:GLN:HB2	1:G:52:SER:HB3	1.87	0.56
1:D:24:PHE:CE1	1:D:54:ARG:HA	2.41	0.56
1:A:170:ASP:O	1:A:172:VAL:HG23	2.05	0.56
1:B:247:LEU:HD21	1:B:273:PRO:HB2	1.88	0.56
1:E:47:ARG:CD	1:E:52:SER:HB2	2.36	0.56

Continued on next page...

Continued from previous page...

Atom-1	Atom-2	Interatomic distance (Å)	Clash overlap (Å)
1:C:63:ARG:HD2	1:C:166:HIS:CD2	2.41	0.55
1:D:254:LYS:HD3	1:D:264:LEU:HD21	1.88	0.55
1:E:101:LEU:HD11	1:E:105:LEU:HD11	1.89	0.55
1:E:210:LEU:HD23	1:E:210:LEU:C	2.26	0.55
1:A:46:LYS:NZ	1:A:85:ASN:O	2.36	0.55
1:C:176:ASN:OD1	1:D:226:LEU:HD12	2.06	0.55
1:E:147:LEU:HD22	1:E:155:PRO:HB2	1.88	0.55
1:F:48:GLN:HB2	1:F:52:SER:HB3	1.88	0.55
1:G:238:GLU:O	1:G:242:SER:HB3	2.06	0.55
1:C:79:LEU:HD11	1:C:81:ASP:O	2.05	0.55
1:F:32:GLU:HB2	1:F:39:TYR:HE2	1.71	0.55
1:G:49:SER:N	1:G:52:SER:OG	2.35	0.55
1:A:268:GLU:HA	1:A:271:ARG:NH1	2.21	0.55
1:F:175:LYS:HG2	1:F:193:PRO:HA	1.87	0.55
1:F:57:SER:O	1:F:61:ILE:HG12	2.06	0.55
1:A:86:ARG:HD2	1:A:87:THR:N	2.21	0.55
1:G:74:HIS:O	1:G:158:LYS:HE2	2.06	0.55
1:F:12:PHE:CD1	1:F:12:PHE:N	2.74	0.55
1:D:86:ARG:HD2	1:D:87:THR:N	2.22	0.55
1:C:101:LEU:HD23	1:C:145:ILE:HG21	1.88	0.55
1:F:48:GLN:HB2	1:F:52:SER:CB	2.37	0.55
1:G:13:TYR:CD1	1:G:32:GLU:HA	2.42	0.55
1:D:12:PHE:N	1:D:12:PHE:CD1	2.75	0.55
1:E:73:HIS:HD2	1:E:129:TYR:HB2	1.72	0.55
1:F:15:ILE:N	1:F:15:ILE:HD12	2.22	0.55
1:F:50:ARG:C	1:F:52:SER:H	2.10	0.55
1:C:48:GLN:HB2	1:C:52:SER:CB	2.37	0.54
1:G:48:GLN:HB2	1:G:52:SER:CB	2.37	0.54
1:H:175:LYS:HD2	1:H:192:GLU:C	2.28	0.54
1:A:103:ASP:O	1:A:106:ALA:HB3	2.06	0.54
1:A:254:LYS:HB3	1:A:264:LEU:HG	1.89	0.54
1:D:57:SER:HB3	1:D:60:GLU:OE2	2.08	0.54
1:H:4:PHE:HB2	1:H:84:GLU:HB3	1.89	0.54
1:H:49:SER:N	1:H:52:SER:OG	2.33	0.54
1:H:96:VAL:HG11	1:H:146:MET:HB3	1.89	0.54
1:A:14:ASP:OD1	1:A:33:LYS:HE2	2.06	0.54
1:C:19:LEU:HD21	1:C:29:LYS:HB2	1.88	0.54
1:C:123:ILE:O	1:C:127:VAL:HG23	2.07	0.54
1:E:12:PHE:N	1:E:12:PHE:CD1	2.75	0.54
1:F:73:HIS:CE1	1:F:75:ASN:HB2	2.43	0.54
1:F:249:LYS:O	1:F:252:ILE:HB	2.07	0.54

Continued on next page...

Continued from previous page...

Atom-1	Atom-2	Interatomic distance (Å)	Clash overlap (Å)
1:D:200:MET:HE1	1:D:266:ILE:HA	1.88	0.54
1:E:57:SER:HB3	1:E:60:GLU:OE2	2.07	0.54
1:E:63:ARG:NH1	1:F:223:GLN:HE22	2.03	0.54
1:G:64:GLU:HG3	1:G:162:PHE:O	2.07	0.54
1:A:48:GLN:HB2	1:A:52:SER:HB3	1.90	0.54
1:A:225:THR:HA	1:A:228:ASN:HD22	1.72	0.54
1:B:220:ASP:HB2	1:B:224:GLU:OE2	2.08	0.54
1:C:32:GLU:HB2	1:C:39:TYR:HE2	1.73	0.54
1:E:175:LYS:HG2	1:E:193:PRO:HA	1.88	0.54
1:D:247:LEU:HD21	1:D:273:PRO:HB2	1.89	0.54
1:A:131:HIS:CD2	1:A:196:LEU:HB3	2.43	0.54
1:E:32:GLU:HB2	1:E:39:TYR:HE2	1.72	0.54
1:E:102:PHE:CD2	1:E:142:PRO:HB3	2.43	0.54
1:H:19:LEU:HD21	1:H:29:LYS:HB2	1.89	0.54
1:H:278:VAL:HG23	1:H:279:ASP:N	2.22	0.54
1:C:130:LEU:O	1:C:133:LYS:N	2.40	0.54
1:C:244:THR:HG22	1:C:245:SER:O	2.08	0.54
1:E:120:ILE:HD11	1:E:210:LEU:HD13	1.89	0.54
1:G:45:LYS:HD3	1:G:87:THR:O	2.07	0.54
1:E:63:ARG:HH12	1:F:223:GLN:NE2	2.03	0.54
1:G:190:ASN:O	1:G:191:TYR:C	2.45	0.54
1:F:103:ASP:O	1:F:106:ALA:HB3	2.08	0.54
1:F:254:LYS:HB3	1:F:264:LEU:HG	1.90	0.54
1:F:170:ASP:O	1:F:172:VAL:HG23	2.08	0.53
1:B:170:ASP:O	1:B:172:VAL:HG23	2.08	0.53
1:C:58:ARG:HG3	1:C:62:GLU:OE2	2.09	0.53
1:E:51:ALA:HA	1:F:218:LEU:HD21	1.91	0.53
1:G:268:GLU:HA	1:G:271:ARG:HH12	1.72	0.53
1:H:85:ASN:CG	1:H:86:ARG:N	2.60	0.53
1:H:153:PRO:C	1:H:154:ILE:HD13	2.29	0.53
1:A:152:ILE:CG1	1:A:155:PRO:HA	2.38	0.53
1:E:10:GLU:O	1:E:33:LYS:HE3	2.09	0.53
1:E:31:ARG:HG3	1:E:31:ARG:NH1	2.17	0.53
1:H:202:SER:O	1:H:206:ILE:HG12	2.08	0.53
1:B:130:LEU:O	1:B:133:LYS:N	2.41	0.53
1:B:254:LYS:HB3	1:B:264:LEU:HG	1.90	0.53
1:H:15:ILE:N	1:H:15:ILE:HD12	2.23	0.53
1:H:190:ASN:O	1:H:191:TYR:C	2.45	0.53
1:A:221:THR:O	1:A:224:GLU:HB3	2.07	0.53
1:B:26:ILE:O	1:B:43:PHE:HD1	1.92	0.53
1:C:254:LYS:HB3	1:C:264:LEU:HG	1.89	0.53

Continued on next page...

Continued from previous page...

Atom-1	Atom-2	Interatomic distance (Å)	Clash overlap (Å)
1:D:148:LEU:HB2	1:D:156:HIS:HB2	1.91	0.53
1:F:47:ARG:NH2	1:F:57:SER:HB2	2.20	0.53
1:H:73:HIS:CE1	1:H:75:ASN:HB2	2.44	0.53
1:A:46:LYS:HE2	1:A:89:VAL:HG22	1.90	0.53
1:C:18:GLU:HA	1:C:28:LYS:HG2	1.90	0.53
1:F:19:LEU:CD2	1:F:29:LYS:HB2	2.39	0.53
1:F:278:VAL:HG23	1:F:279:ASP:N	2.23	0.53
1:G:226:LEU:HD12	1:H:176:ASN:OD1	2.09	0.53
1:G:266:ILE:HG23	1:G:267:GLN:H	1.74	0.53
1:A:4:PHE:CD2	1:A:82:VAL:HG11	2.44	0.53
1:D:85:ASN:HD21	1:D:87:THR:H	1.53	0.53
1:G:98:GLY:N	1:G:147:LEU:O	2.41	0.53
1:A:149:ASP:OD2	1:A:151:ASN:HB2	2.09	0.53
1:B:32:GLU:HB2	1:B:39:TYR:HE2	1.73	0.53
1:F:48:GLN:HB2	1:F:52:SER:OG	2.09	0.53
1:H:147:LEU:HD22	1:H:155:PRO:HB2	1.90	0.53
1:B:121:LYS:O	1:B:124:LEU:HB2	2.09	0.53
1:C:53:ARG:NH2	1:D:143:GLU:OE2	2.28	0.53
1:D:85:ASN:ND2	1:D:86:ARG:H	2.07	0.53
1:D:170:ASP:O	1:D:172:VAL:HG23	2.08	0.53
1:H:131:HIS:CD2	1:H:196:LEU:HB3	2.43	0.53
1:A:46:LYS:HE3	1:A:88:ASP:O	2.09	0.52
1:C:228:ASN:O	1:C:232:VAL:N	2.42	0.52
1:D:265:THR:HG23	1:D:268:GLU:CG	2.39	0.52
1:E:48:GLN:HB2	1:E:52:SER:CB	2.39	0.52
1:G:46:LYS:NZ	1:G:85:ASN:O	2.31	0.52
1:H:48:GLN:HB2	1:H:52:SER:CB	2.39	0.52
1:H:180:THR:HG22	1:H:182:GLU:H	1.74	0.52
1:C:50:ARG:C	1:C:52:SER:H	2.12	0.52
1:C:148:LEU:HB2	1:C:156:HIS:HB2	1.90	0.52
1:G:96:VAL:HG11	1:G:146:MET:CB	2.39	0.52
1:F:73:HIS:ND1	1:F:75:ASN:N	2.51	0.52
1:G:40:ALA:HB2	1:G:95:LEU:HD12	1.91	0.52
1:G:131:HIS:CD2	1:G:196:LEU:HB3	2.44	0.52
1:G:175:LYS:HG2	1:G:193:PRO:HA	1.91	0.52
1:B:86:ARG:HD2	1:B:87:THR:N	2.24	0.52
1:E:175:LYS:HD2	1:E:192:GLU:C	2.30	0.52
1:G:268:GLU:HA	1:G:271:ARG:NH1	2.25	0.52
1:B:15:ILE:HD12	1:B:15:ILE:N	2.24	0.52
1:E:14:ASP:OD1	1:E:33:LYS:HE2	2.10	0.52
1:G:130:LEU:O	1:G:133:LYS:N	2.43	0.52

Continued on next page...

Continued from previous page...

Atom-1	Atom-2	Interatomic distance (Å)	Clash overlap (Å)
1:D:147:LEU:HD22	1:D:155:PRO:HB2	1.91	0.52
1:E:130:LEU:O	1:E:133:LYS:N	2.42	0.52
1:E:268:GLU:HA	1:E:271:ARG:NH1	2.24	0.52
1:A:19:LEU:CD2	1:A:29:LYS:HB2	2.39	0.52
1:E:86:ARG:HD2	1:E:87:THR:N	2.25	0.52
1:A:32:GLU:HB2	1:A:39:TYR:HE2	1.75	0.52
1:C:63:ARG:NH1	1:D:223:GLN:HE22	2.02	0.52
1:D:15:ILE:N	1:D:15:ILE:HD12	2.25	0.52
1:G:147:LEU:HD22	1:G:155:PRO:HB2	1.92	0.52
1:G:175:LYS:HA	1:G:194:LEU:HG	1.91	0.52
1:H:266:ILE:CG2	1:H:267:GLN:H	2.23	0.52
1:B:15:ILE:HD12	1:B:15:ILE:H	1.74	0.52
1:F:46:LYS:NZ	1:F:85:ASN:O	2.29	0.52
1:H:58:ARG:HG3	1:H:62:GLU:OE2	2.10	0.52
1:A:208:TYR:CD1	1:A:214:ALA:O	2.63	0.51
1:C:10:GLU:H	1:C:10:GLU:CD	2.13	0.51
1:D:254:LYS:HB3	1:D:264:LEU:HG	1.92	0.51
1:E:50:ARG:HA	1:E:50:ARG:NE	2.25	0.51
1:G:121:LYS:O	1:G:124:LEU:HB2	2.10	0.51
1:H:180:THR:O	1:H:184:VAL:HG22	2.09	0.51
1:B:13:TYR:HA	1:B:31:ARG:O	2.10	0.51
1:B:201:TRP:HB2	1:B:263:ARG:NH1	2.25	0.51
1:G:32:GLU:HB2	1:G:39:TYR:HE2	1.75	0.51
1:G:48:GLN:HB2	1:G:52:SER:OG	2.10	0.51
1:H:175:LYS:O	1:H:176:ASN:HB2	2.09	0.51
1:B:31:ARG:NH1	1:B:36:GLY:O	2.43	0.51
1:E:105:LEU:O	1:E:108:LYS:HB2	2.10	0.51
1:F:57:SER:HB3	1:F:60:GLU:OE2	2.10	0.51
1:A:119:PHE:O	1:A:120:ILE:C	2.47	0.51
1:B:85:ASN:CG	1:B:86:ARG:N	2.62	0.51
1:C:180:THR:O	1:C:184:VAL:HG22	2.11	0.51
1:C:208:TYR:CD1	1:C:214:ALA:O	2.63	0.51
1:F:175:LYS:HD2	1:F:192:GLU:C	2.30	0.51
1:G:11:ASP:O	1:G:33:LYS:HD2	2.10	0.51
1:D:221:THR:O	1:D:224:GLU:N	2.43	0.51
1:E:153:PRO:C	1:E:154:ILE:HD13	2.31	0.51
1:F:180:THR:O	1:F:184:VAL:HG22	2.11	0.51
1:A:278:VAL:HG23	1:A:279:ASP:N	2.25	0.51
1:C:221:THR:O	1:C:224:GLU:HB3	2.11	0.51
1:D:265:THR:HG23	1:D:268:GLU:HG3	1.93	0.51
1:G:14:ASP:OD1	1:G:33:LYS:HE2	2.11	0.51

Continued on next page...

Continued from previous page...

Atom-1	Atom-2	Interatomic distance (Å)	Clash overlap (Å)
1:A:50:ARG:HG2	1:A:50:ARG:HH11	1.75	0.51
1:B:175:LYS:HG2	1:B:193:PRO:HA	1.92	0.51
1:G:79:LEU:HD11	1:G:81:ASP:O	2.10	0.51
1:H:98:GLY:HA3	1:H:147:LEU:O	2.11	0.51
1:A:35:THR:OG1	1:A:37:LEU:HB2	2.11	0.51
1:A:238:GLU:O	1:A:242:SER:HB3	2.10	0.51
1:H:109:GLU:O	1:H:110:SER:HB2	2.09	0.51
1:B:238:GLU:O	1:B:242:SER:HB3	2.10	0.51
1:C:46:LYS:HE3	1:C:88:ASP:O	2.10	0.51
1:D:32:GLU:HB2	1:D:39:TYR:HE2	1.76	0.51
1:D:35:THR:OG1	1:D:37:LEU:HB2	2.11	0.51
1:E:15:ILE:HD12	1:E:15:ILE:N	2.25	0.51
1:G:202:SER:O	1:G:206:ILE:HG12	2.11	0.51
1:A:63:ARG:O	1:A:67:ILE:CG1	2.58	0.51
1:B:102:PHE:CD2	1:B:142:PRO:HB3	2.45	0.51
1:C:15:ILE:N	1:C:15:ILE:HD12	2.26	0.51
1:C:77:ILE:HG22	1:C:159:LEU:O	2.11	0.51
1:C:247:LEU:HD21	1:C:273:PRO:HB2	1.92	0.51
1:E:103:ASP:O	1:E:106:ALA:HB3	2.11	0.51
1:G:86:ARG:HD2	1:G:87:THR:N	2.25	0.51
1:G:175:LYS:O	1:G:176:ASN:HB2	2.10	0.51
1:A:11:ASP:O	1:A:33:LYS:HD2	2.10	0.50
1:A:15:ILE:N	1:A:15:ILE:HD12	2.26	0.50
1:A:266:ILE:HG23	1:A:267:GLN:N	2.25	0.50
1:B:19:LEU:HD21	1:B:29:LYS:HB2	1.92	0.50
1:D:244:THR:HG22	1:D:245:SER:O	2.11	0.50
1:A:79:LEU:HD11	1:A:81:ASP:O	2.11	0.50
1:B:85:ASN:ND2	1:B:86:ARG:N	2.60	0.50
1:G:148:LEU:HD12	1:G:156:HIS:CB	2.41	0.50
1:B:50:ARG:HA	1:B:50:ARG:NE	2.26	0.50
1:B:58:ARG:O	1:B:62:GLU:HG3	2.11	0.50
1:C:249:LYS:O	1:C:252:ILE:HB	2.11	0.50
1:D:131:HIS:CD2	1:D:196:LEU:HB3	2.47	0.50
1:F:175:LYS:HD2	1:F:193:PRO:N	2.27	0.50
1:C:12:PHE:N	1:C:12:PHE:CD1	2.79	0.50
1:D:108:LYS:HE3	1:D:115:GLU:OE2	2.11	0.50
1:D:130:LEU:O	1:D:133:LYS:N	2.44	0.50
1:E:265:THR:HG23	1:E:268:GLU:HG3	1.92	0.50
1:F:152:ILE:CG1	1:F:155:PRO:HA	2.41	0.50
1:G:278:VAL:HG23	1:G:279:ASP:N	2.26	0.50
1:A:63:ARG:HD2	1:A:166:HIS:CD2	2.46	0.50

Continued on next page...

Continued from previous page...

Atom-1	Atom-2	Interatomic distance (Å)	Clash overlap (Å)
1:B:103:ASP:O	1:B:106:ALA:HB3	2.12	0.50
1:C:175:LYS:HA	1:C:194:LEU:HG	1.93	0.50
1:D:148:LEU:HD12	1:D:156:HIS:CB	2.42	0.50
1:E:49:SER:HB3	1:E:50:ARG:HH12	1.76	0.50
1:F:49:SER:N	1:F:52:SER:OG	2.42	0.50
1:F:63:ARG:O	1:F:67:ILE:HG12	2.12	0.50
1:H:109:GLU:O	1:H:110:SER:CB	2.58	0.50
1:H:268:GLU:HA	1:H:271:ARG:HH12	1.77	0.50
1:B:147:LEU:HD22	1:B:155:PRO:HB2	1.94	0.50
1:C:46:LYS:NZ	1:C:85:ASN:O	2.32	0.50
1:C:152:ILE:CG1	1:C:155:PRO:HA	2.42	0.50
1:G:58:ARG:HG3	1:G:62:GLU:OE2	2.11	0.50
1:H:265:THR:HG23	1:H:268:GLU:CD	2.32	0.50
1:A:44:ILE:HG21	1:A:61:ILE:HD13	1.93	0.50
1:A:58:ARG:O	1:A:61:ILE:HB	2.12	0.50
1:B:47:ARG:CD	1:B:52:SER:HB2	2.42	0.50
1:B:48:GLN:HB2	1:B:52:SER:OG	2.11	0.50
1:B:73:HIS:ND1	1:B:75:ASN:N	2.50	0.50
1:B:244:THR:HG22	1:B:245:SER:O	2.11	0.50
1:E:24:PHE:O	1:E:45:LYS:N	2.44	0.50
1:E:85:ASN:HD21	1:E:87:THR:H	1.55	0.50
1:G:19:LEU:HD11	1:G:29:LYS:HB2	1.93	0.50
1:A:12:PHE:N	1:A:12:PHE:CD1	2.79	0.50
1:B:48:GLN:HB2	1:B:52:SER:CB	2.42	0.50
1:C:128:ASN:O	1:C:129:TYR:C	2.51	0.50
1:E:50:ARG:O	1:E:52:SER:N	2.45	0.50
1:F:73:HIS:CD2	1:F:129:TYR:HB2	2.46	0.50
1:H:73:HIS:CE1	1:H:75:ASN:H	2.29	0.50
1:D:180:THR:O	1:D:184:VAL:HG22	2.12	0.49
1:F:10:GLU:O	1:F:33:LYS:HE3	2.12	0.49
1:F:44:ILE:HG21	1:F:61:ILE:HD13	1.94	0.49
1:G:4:PHE:CD2	1:G:82:VAL:HG11	2.46	0.49
1:G:221:THR:O	1:G:224:GLU:HB3	2.12	0.49
1:A:73:HIS:CE1	1:A:75:ASN:HB2	2.47	0.49
1:C:202:SER:O	1:C:206:ILE:HG12	2.12	0.49
1:D:175:LYS:O	1:D:176:ASN:HB2	2.11	0.49
1:D:266:ILE:CG2	1:D:267:GLN:N	2.75	0.49
1:E:74:HIS:O	1:E:158:LYS:HE2	2.12	0.49
1:F:106:ALA:O	1:F:107:GLN:C	2.51	0.49
1:H:40:ALA:HB2	1:H:95:LEU:HD12	1.95	0.49
1:A:98:GLY:CA	1:A:147:LEU:O	2.60	0.49

Continued on next page...

Continued from previous page...

Atom-1	Atom-2	Interatomic distance (Å)	Clash overlap (Å)
1:B:221:THR:O	1:B:224:GLU:HB3	2.12	0.49
1:C:200:MET:HE1	1:C:266:ILE:HA	1.93	0.49
1:D:63:ARG:O	1:D:67:ILE:CG1	2.59	0.49
1:F:141:LYS:HE3	1:F:143:GLU:HG2	1.94	0.49
1:H:63:ARG:O	1:H:67:ILE:HG12	2.11	0.49
1:A:26:ILE:O	1:A:43:PHE:HD1	1.94	0.49
1:B:44:ILE:HG21	1:B:61:ILE:HD13	1.93	0.49
1:C:85:ASN:ND2	1:C:86:ARG:N	2.61	0.49
1:C:86:ARG:HD2	1:C:87:THR:N	2.27	0.49
1:E:12:PHE:C	1:E:33:LYS:HG3	2.33	0.49
1:E:21:SER:CB	1:E:26:ILE:HG12	2.37	0.49
1:G:12:PHE:CD1	1:G:12:PHE:N	2.79	0.49
1:G:35:THR:OG1	1:G:37:LEU:HB2	2.12	0.49
1:A:249:LYS:O	1:A:252:ILE:HB	2.12	0.49
1:C:58:ARG:O	1:C:62:GLU:HG3	2.11	0.49
1:D:50:ARG:O	1:D:52:SER:N	2.46	0.49
1:H:152:ILE:CG1	1:H:155:PRO:HA	2.41	0.49
1:C:13:TYR:CD1	1:C:32:GLU:HA	2.48	0.49
1:E:19:LEU:CD2	1:E:29:LYS:HB2	2.42	0.49
1:E:72:LEU:H	1:E:129:TYR:HE2	1.59	0.49
1:G:123:ILE:O	1:G:127:VAL:HG23	2.12	0.49
1:G:148:LEU:HD12	1:G:156:HIS:HB2	1.94	0.49
1:H:63:ARG:O	1:H:67:ILE:CG1	2.60	0.49
1:H:151:ASN:O	1:H:152:ILE:HG23	2.11	0.49
1:B:265:THR:HG23	1:B:268:GLU:CG	2.43	0.49
1:C:2:GLU:N	1:C:2:GLU:OE2	2.46	0.49
1:C:265:THR:HG23	1:C:268:GLU:HG3	1.95	0.49
1:D:49:SER:N	1:D:52:SER:OG	2.42	0.49
1:G:178:PHE:C	1:G:178:PHE:CD1	2.86	0.49
1:C:63:ARG:O	1:C:67:ILE:CG1	2.61	0.49
1:C:153:PRO:O	1:C:154:ILE:CD1	2.61	0.49
1:D:50:ARG:HG2	1:D:50:ARG:HH11	1.78	0.49
1:H:148:LEU:HD12	1:H:156:HIS:CB	2.43	0.49
1:A:272:HIS:O	1:A:275:ILE:N	2.44	0.49
1:B:131:HIS:CD2	1:B:196:LEU:HB3	2.48	0.49
1:H:76:VAL:O	1:H:158:LYS:NZ	2.44	0.49
1:B:111:LEU:HD21	1:B:210:LEU:HD21	1.95	0.49
1:C:151:ASN:O	1:C:152:ILE:HG23	2.13	0.49
1:F:40:ALA:HB2	1:F:95:LEU:HD12	1.94	0.49
1:F:47:ARG:CD	1:F:52:SER:HB2	2.43	0.49
1:F:212:SER:HB2	1:F:240:PHE:HB3	1.95	0.49

Continued on next page...

Continued from previous page...

Atom-1	Atom-2	Interatomic distance (Å)	Clash overlap (Å)
1:F:73:HIS:HD2	1:F:129:TYR:HB2	1.78	0.48
1:F:244:THR:HG22	1:F:245:SER:O	2.13	0.48
1:H:77:ILE:HG12	1:H:78:THR:N	2.27	0.48
1:A:104:PHE:CE1	1:A:108:LYS:HE2	2.48	0.48
1:A:120:ILE:O	1:A:123:ILE:HB	2.13	0.48
1:G:10:GLU:O	1:G:33:LYS:HE3	2.12	0.48
1:G:205:VAL:O	1:G:209:ILE:HG13	2.13	0.48
1:H:266:ILE:CG2	1:H:267:GLN:N	2.75	0.48
1:B:48:GLN:HB2	1:B:52:SER:HB3	1.94	0.48
1:D:48:GLN:HB2	1:D:52:SER:OG	2.12	0.48
1:F:208:TYR:CD1	1:F:214:ALA:O	2.66	0.48
1:G:47:ARG:CD	1:G:52:SER:HB2	2.43	0.48
1:H:254:LYS:HD3	1:H:264:LEU:HD21	1.95	0.48
1:D:46:LYS:HE3	1:D:88:ASP:O	2.13	0.48
1:D:77:ILE:HG12	1:D:78:THR:N	2.28	0.48
1:F:63:ARG:O	1:F:67:ILE:CG1	2.62	0.48
1:F:151:ASN:O	1:F:152:ILE:HG23	2.13	0.48
1:H:35:THR:OG1	1:H:37:LEU:HB2	2.13	0.48
1:C:119:PHE:O	1:C:120:ILE:C	2.51	0.48
1:C:278:VAL:HG23	1:C:279:ASP:N	2.28	0.48
1:D:101:LEU:HD12	1:D:101:LEU:C	2.34	0.48
1:E:46:LYS:HE2	1:E:89:VAL:HG22	1.94	0.48
1:E:278:VAL:HG23	1:E:279:ASP:N	2.27	0.48
1:G:85:ASN:CG	1:G:86:ARG:N	2.66	0.48
1:H:96:VAL:HG11	1:H:146:MET:HB2	1.95	0.48
1:A:220:ASP:HB2	1:A:224:GLU:OE2	2.14	0.48
1:A:223:GLN:HE22	1:B:63:ARG:HH12	1.61	0.48
1:B:101:LEU:HD23	1:B:145:ILE:HG21	1.95	0.48
1:C:265:THR:HG23	1:C:268:GLU:CG	2.43	0.48
1:D:178:PHE:CD1	1:D:178:PHE:C	2.87	0.48
1:D:238:GLU:O	1:D:242:SER:HB3	2.13	0.48
1:E:212:SER:HB2	1:E:240:PHE:HB3	1.96	0.48
1:E:238:GLU:O	1:E:242:SER:HB3	2.13	0.48
1:B:46:LYS:HE2	1:B:89:VAL:HG22	1.94	0.48
1:E:180:THR:O	1:E:184:VAL:HG22	2.14	0.48
1:F:111:LEU:HD21	1:F:210:LEU:HD21	1.96	0.48
1:G:47:ARG:HH21	1:G:57:SER:CB	2.13	0.48
1:H:48:GLN:HB2	1:H:52:SER:HB3	1.95	0.48
1:H:57:SER:HB3	1:H:60:GLU:OE2	2.12	0.48
1:A:98:GLY:N	1:A:147:LEU:O	2.47	0.48
1:A:210:LEU:HD23	1:A:210:LEU:O	2.13	0.48

Continued on next page...

Continued from previous page...

Atom-1	Atom-2	Interatomic distance (Å)	Clash overlap (Å)
1:B:25:ALA:C	1:B:26:ILE:HG13	2.33	0.48
1:C:85:ASN:CG	1:C:86:ARG:N	2.65	0.48
1:C:175:LYS:HD2	1:C:192:GLU:C	2.34	0.48
1:D:26:ILE:O	1:D:43:PHE:HD1	1.97	0.48
1:G:111:LEU:HD21	1:G:210:LEU:HD21	1.96	0.48
1:H:151:ASN:O	1:H:152:ILE:CG2	2.62	0.48
1:H:268:GLU:HA	1:H:271:ARG:NH1	2.29	0.48
1:C:40:ALA:HB2	1:C:95:LEU:HD12	1.95	0.48
1:F:24:PHE:O	1:F:45:LYS:N	2.44	0.48
1:C:98:GLY:N	1:C:147:LEU:O	2.47	0.48
1:D:4:PHE:CD2	1:D:82:VAL:HG11	2.49	0.48
1:D:49:SER:HB3	1:D:50:ARG:HH12	1.75	0.48
1:D:50:ARG:C	1:D:52:SER:N	2.68	0.48
1:F:109:GLU:O	1:F:110:SER:CB	2.61	0.48
1:F:210:LEU:C	1:F:210:LEU:HD23	2.33	0.48
1:C:47:ARG:CD	1:C:52:SER:HB2	2.44	0.47
1:C:101:LEU:HD12	1:C:101:LEU:C	2.35	0.47
1:A:46:LYS:NZ	1:A:84:GLU:HG3	2.29	0.47
1:B:63:ARG:O	1:B:67:ILE:CG1	2.62	0.47
1:E:73:HIS:ND1	1:E:75:ASN:N	2.48	0.47
1:E:119:PHE:O	1:E:120:ILE:C	2.52	0.47
1:E:190:ASN:HD21	1:E:230:THR:HG22	1.78	0.47
1:B:58:ARG:O	1:B:61:ILE:HB	2.13	0.47
1:E:175:LYS:HD2	1:E:193:PRO:N	2.28	0.47
1:F:46:LYS:HE3	1:F:88:ASP:O	2.14	0.47
1:F:81:ASP:H	1:F:92:ILE:HB	1.80	0.47
1:H:114:GLU:O	1:H:117:THR:OG1	2.29	0.47
1:B:271:ARG:HB2	1:B:271:ARG:CZ	2.44	0.47
1:E:13:TYR:CD1	1:E:32:GLU:HA	2.49	0.47
1:E:47:ARG:HD2	1:E:52:SER:HB2	1.94	0.47
1:F:31:ARG:HG3	1:F:31:ARG:NH1	2.22	0.47
1:F:130:LEU:O	1:F:133:LYS:N	2.45	0.47
1:F:266:ILE:HG23	1:F:267:GLN:H	1.79	0.47
1:B:11:ASP:O	1:B:33:LYS:HD2	2.14	0.47
1:C:48:GLN:HB2	1:C:52:SER:HB3	1.97	0.47
1:E:175:LYS:O	1:E:176:ASN:HB2	2.14	0.47
1:F:228:ASN:O	1:F:232:VAL:N	2.48	0.47
1:G:208:TYR:CD1	1:G:214:ALA:O	2.68	0.47
1:H:58:ARG:O	1:H:61:ILE:HB	2.13	0.47
1:G:31:ARG:NH1	1:G:36:GLY:O	2.47	0.47
1:A:147:LEU:HD22	1:A:155:PRO:HB2	1.96	0.47

Continued on next page...

Continued from previous page...

Atom-1	Atom-2	Interatomic distance (Å)	Clash overlap (Å)
1:A:175:LYS:HD2	1:A:192:GLU:C	2.34	0.47
1:A:180:THR:HG22	1:A:182:GLU:H	1.80	0.47
1:B:119:PHE:O	1:B:120:ILE:C	2.53	0.47
1:C:220:ASP:HB2	1:C:224:GLU:OE2	2.14	0.47
1:E:73:HIS:CD2	1:E:129:TYR:HB2	2.50	0.47
1:E:104:PHE:CE1	1:E:108:LYS:HE2	2.50	0.47
1:E:271:ARG:HB2	1:E:271:ARG:CZ	2.44	0.47
1:F:175:LYS:O	1:F:176:ASN:HB2	2.14	0.47
1:G:98:GLY:HA3	1:G:147:LEU:O	2.15	0.47
1:H:2:GLU:N	1:H:2:GLU:CD	2.68	0.47
1:H:10:GLU:O	1:H:33:LYS:HE3	2.15	0.47
1:H:175:LYS:HG2	1:H:193:PRO:HA	1.95	0.47
1:A:221:THR:O	1:A:224:GLU:N	2.48	0.47
1:A:271:ARG:HB2	1:A:271:ARG:CZ	2.44	0.47
1:C:2:GLU:N	1:C:2:GLU:CD	2.67	0.47
1:C:58:ARG:O	1:C:61:ILE:HB	2.15	0.47
1:D:212:SER:HB2	1:D:240:PHE:HB3	1.96	0.47
1:D:221:THR:O	1:D:224:GLU:HB3	2.15	0.47
1:G:228:ASN:O	1:G:232:VAL:N	2.47	0.47
1:H:26:ILE:O	1:H:43:PHE:HD1	1.98	0.47
1:A:47:ARG:CD	1:A:52:SER:HB2	2.45	0.47
1:C:21:SER:CB	1:C:26:ILE:HG12	2.44	0.47
1:D:21:SER:HA	1:D:26:ILE:HA	1.96	0.47
1:F:26:ILE:O	1:F:43:PHE:HD1	1.98	0.47
1:F:132:THR:C	1:F:134:LYS:H	2.18	0.47
1:A:73:HIS:ND1	1:A:74:HIS:N	2.63	0.47
1:B:46:LYS:NZ	1:B:84:GLU:HG3	2.30	0.47
1:E:131:HIS:CD2	1:E:196:LEU:HB3	2.49	0.47
1:F:4:PHE:HD1	1:F:84:GLU:CD	2.19	0.47
1:G:21:SER:HA	1:G:26:ILE:HA	1.95	0.47
1:G:77:ILE:HG12	1:G:78:THR:N	2.30	0.47
1:G:98:GLY:CA	1:G:147:LEU:O	2.63	0.47
1:H:148:LEU:HB2	1:H:156:HIS:HB2	1.96	0.47
1:A:50:ARG:CZ	1:A:50:ARG:N	2.78	0.46
1:B:190:ASN:HB2	1:B:192:GLU:OE1	2.15	0.46
1:C:10:GLU:O	1:C:33:LYS:HE3	2.15	0.46
1:C:113:GLU:OE1	1:C:245:SER:N	2.32	0.46
1:D:127:VAL:O	1:D:130:LEU:HB2	2.14	0.46
1:D:153:PRO:C	1:D:154:ILE:HD13	2.34	0.46
1:E:77:ILE:HG12	1:E:78:THR:N	2.30	0.46
1:E:111:LEU:CD2	1:E:210:LEU:HD21	2.45	0.46

Continued on next page...

Continued from previous page...

Atom-1	Atom-2	Interatomic distance (Å)	Clash overlap (Å)
1:E:175:LYS:HA	1:E:194:LEU:HG	1.95	0.46
1:E:202:SER:O	1:E:206:ILE:HG12	2.15	0.46
1:G:21:SER:CB	1:G:26:ILE:HG12	2.44	0.46
1:A:244:THR:HG22	1:A:245:SER:O	2.15	0.46
1:B:47:ARG:HG3	1:B:55:GLY:O	2.16	0.46
1:D:85:ASN:CG	1:D:86:ARG:N	2.67	0.46
1:D:152:ILE:CG1	1:D:155:PRO:HA	2.44	0.46
1:E:64:GLU:HG3	1:E:162:PHE:O	2.15	0.46
1:E:121:LYS:O	1:E:124:LEU:HB2	2.15	0.46
1:A:132:THR:C	1:A:134:LYS:H	2.18	0.46
1:B:278:VAL:HG23	1:B:279:ASP:N	2.30	0.46
1:C:32:GLU:HB2	1:C:39:TYR:CE2	2.51	0.46
1:C:111:LEU:CD2	1:C:210:LEU:HD21	2.43	0.46
1:D:278:VAL:HG23	1:D:279:ASP:N	2.29	0.46
1:E:228:ASN:O	1:E:232:VAL:N	2.48	0.46
1:E:266:ILE:HG23	1:E:267:GLN:H	1.79	0.46
1:F:47:ARG:HG3	1:F:55:GLY:O	2.16	0.46
1:F:77:ILE:HG12	1:F:78:THR:N	2.30	0.46
1:G:208:TYR:CD1	1:G:216:PRO:HD3	2.51	0.46
1:C:96:VAL:HG11	1:C:146:MET:HB3	1.96	0.46
1:D:58:ARG:O	1:D:62:GLU:HG3	2.15	0.46
1:G:265:THR:HG23	1:G:268:GLU:CG	2.45	0.46
1:A:2:GLU:N	1:A:2:GLU:CD	2.69	0.46
1:B:4:PHE:CD2	1:B:82:VAL:HG11	2.49	0.46
1:B:208:TYR:CD1	1:B:214:ALA:O	2.68	0.46
1:E:265:THR:HG23	1:E:268:GLU:CD	2.36	0.46
1:E:265:THR:HG23	1:E:268:GLU:CG	2.45	0.46
1:F:221:THR:O	1:F:224:GLU:HB3	2.15	0.46
1:B:199:ASP:O	1:B:203:ILE:HG12	2.16	0.46
1:C:71:VAL:HA	1:C:129:TYR:CE2	2.37	0.46
1:C:210:LEU:HD23	1:C:210:LEU:O	2.15	0.46
1:D:10:GLU:O	1:D:33:LYS:HE3	2.16	0.46
1:D:210:LEU:HD23	1:D:210:LEU:O	2.15	0.46
1:G:109:GLU:O	1:G:110:SER:CB	2.63	0.46
1:H:32:GLU:HB2	1:H:39:TYR:HE2	1.80	0.46
1:H:272:HIS:O	1:H:275:ILE:N	2.43	0.46
1:B:19:LEU:HD11	1:B:29:LYS:HB2	1.98	0.46
1:B:40:ALA:HB2	1:B:95:LEU:CD1	2.46	0.46
1:C:147:LEU:HD22	1:C:155:PRO:HB2	1.98	0.46
1:E:31:ARG:NH1	1:E:31:ARG:CG	2.77	0.46
1:E:40:ALA:HB2	1:E:95:LEU:HD12	1.98	0.46

Continued on next page...

Continued from previous page...

Atom-1	Atom-2	Interatomic distance (Å)	Clash overlap (Å)
1:E:176:ASN:OD1	1:F:223:GLN:HA	2.15	0.46
1:E:205:VAL:O	1:E:209:ILE:HG13	2.15	0.46
1:G:63:ARG:O	1:G:67:ILE:CG1	2.64	0.46
1:G:77:ILE:HB	1:G:160:ILE:HG22	1.97	0.46
1:A:202:SER:O	1:A:206:ILE:HG12	2.16	0.46
1:B:132:THR:C	1:B:134:LYS:H	2.18	0.46
1:B:139:ASP:HB2	1:B:164:LEU:HB2	1.98	0.46
1:G:152:ILE:CG1	1:G:155:PRO:HA	2.46	0.46
1:G:210:LEU:HD23	1:G:210:LEU:O	2.16	0.46
1:D:119:PHE:O	1:D:120:ILE:C	2.53	0.46
1:D:180:THR:HG22	1:D:182:GLU:H	1.81	0.46
1:F:151:ASN:O	1:F:152:ILE:CG2	2.64	0.46
1:G:15:ILE:N	1:G:15:ILE:CD1	2.78	0.46
1:H:254:LYS:HB3	1:H:264:LEU:HG	1.98	0.46
1:A:50:ARG:NE	1:A:50:ARG:HA	2.30	0.46
1:A:141:LYS:HE3	1:A:143:GLU:CG	2.45	0.46
1:D:48:GLN:HB2	1:D:52:SER:CB	2.46	0.46
1:F:98:GLY:HA3	1:F:147:LEU:O	2.15	0.46
1:G:139:ASP:HB2	1:G:164:LEU:HB2	1.98	0.46
1:H:50:ARG:HA	1:H:50:ARG:NE	2.31	0.46
1:B:19:LEU:CD2	1:B:29:LYS:HB2	2.45	0.45
1:B:225:THR:O	1:B:228:ASN:N	2.48	0.45
1:C:19:LEU:CD2	1:C:29:LYS:HB2	2.45	0.45
1:C:63:ARG:O	1:C:67:ILE:HG12	2.16	0.45
1:C:178:PHE:CD1	1:C:178:PHE:C	2.89	0.45
1:H:50:ARG:C	1:H:52:SER:N	2.69	0.45
1:H:111:LEU:HD21	1:H:210:LEU:HD21	1.98	0.45
1:A:139:ASP:HB2	1:A:164:LEU:HB2	1.99	0.45
1:C:190:ASN:HB2	1:C:192:GLU:OE1	2.16	0.45
1:D:21:SER:CB	1:D:26:ILE:HG12	2.43	0.45
1:D:63:ARG:O	1:D:67:ILE:HG12	2.17	0.45
1:G:96:VAL:HG11	1:G:146:MET:HB3	1.98	0.45
1:A:190:ASN:O	1:A:192:GLU:HG3	2.16	0.45
1:B:265:THR:HG23	1:B:268:GLU:HG3	1.98	0.45
1:C:13:TYR:HA	1:C:31:ARG:O	2.17	0.45
1:C:44:ILE:HG21	1:C:61:ILE:HD13	1.97	0.45
1:C:271:ARG:HB2	1:C:271:ARG:CZ	2.47	0.45
1:E:4:PHE:HD1	1:E:84:GLU:OE1	1.99	0.45
1:E:208:TYR:CD2	1:E:216:PRO:HB3	2.51	0.45
1:A:101:LEU:O	1:A:101:LEU:HD12	2.16	0.45
1:B:24:PHE:O	1:B:45:LYS:N	2.46	0.45

Continued on next page...

Continued from previous page...

Atom-1	Atom-2	Interatomic distance (Å)	Clash overlap (Å)
1:B:32:GLU:HB2	1:B:39:TYR:CE2	2.51	0.45
1:E:48:GLN:HB2	1:E:52:SER:HB3	1.98	0.45
1:E:149:ASP:OD2	1:E:151:ASN:HB2	2.15	0.45
1:E:208:TYR:CD1	1:E:214:ALA:O	2.69	0.45
1:E:218:LEU:HD21	1:F:51:ALA:CB	2.46	0.45
1:A:40:ALA:HB2	1:A:95:LEU:CD1	2.46	0.45
1:C:238:GLU:O	1:C:242:SER:HB3	2.16	0.45
1:D:261:ARG:HG2	1:D:261:ARG:HH11	1.81	0.45
1:G:149:ASP:OD2	1:G:151:ASN:HB2	2.17	0.45
1:A:63:ARG:O	1:A:67:ILE:HG13	2.17	0.45
1:B:200:MET:HE1	1:B:266:ILE:HA	1.98	0.45
1:D:46:LYS:HE2	1:D:89:VAL:HG22	1.97	0.45
1:E:50:ARG:C	1:E:52:SER:N	2.70	0.45
1:F:153:PRO:O	1:F:154:ILE:CD1	2.60	0.45
1:G:19:LEU:CD1	1:G:29:LYS:HB2	2.46	0.45
1:G:265:THR:HG23	1:G:268:GLU:HG3	1.97	0.45
1:B:100:GLU:O	1:B:101:LEU:C	2.55	0.45
1:B:250:ASP:O	1:B:251:PHE:C	2.54	0.45
1:D:159:LEU:HD23	1:D:159:LEU:N	2.32	0.45
1:F:250:ASP:O	1:F:251:PHE:C	2.54	0.45
1:F:268:GLU:HA	1:F:271:ARG:NH1	2.32	0.45
1:G:175:LYS:HD2	1:G:192:GLU:C	2.36	0.45
1:H:4:PHE:HD1	1:H:84:GLU:OE1	1.99	0.45
1:H:19:LEU:CD2	1:H:29:LYS:HB2	2.47	0.45
1:A:77:ILE:HG12	1:A:78:THR:N	2.30	0.45
1:D:19:LEU:HD21	1:D:29:LYS:HB2	1.99	0.45
1:H:46:LYS:NZ	1:H:85:ASN:O	2.36	0.45
1:H:76:VAL:HG12	1:H:77:ILE:O	2.17	0.45
1:A:205:VAL:O	1:A:209:ILE:HG13	2.17	0.45
1:C:9:VAL:HG22	1:C:83:TYR:HB2	1.99	0.45
1:E:58:ARG:O	1:E:61:ILE:HB	2.16	0.45
1:F:2:GLU:N	1:F:3:PRO:CD	2.78	0.45
1:F:102:PHE:CD2	1:F:142:PRO:HB3	2.52	0.45
1:G:58:ARG:O	1:G:62:GLU:HG3	2.16	0.45
1:H:12:PHE:C	1:H:33:LYS:HG3	2.38	0.45
1:B:11:ASP:HB2	1:B:12:PHE:CD1	2.52	0.45
1:E:178:PHE:CD1	1:E:178:PHE:C	2.90	0.45
1:G:47:ARG:HG3	1:G:55:GLY:O	2.17	0.45
1:H:10:GLU:OE2	1:H:10:GLU:N	2.28	0.45
1:D:268:GLU:HA	1:D:271:ARG:NH1	2.32	0.44
1:E:223:GLN:CD	1:F:174:PHE:HE1	2.21	0.44

Continued on next page...

Continued from previous page...

Atom-1	Atom-2	Interatomic distance (Å)	Clash overlap (Å)
1:F:254:LYS:HD3	1:F:264:LEU:HD21	1.98	0.44
1:A:64:GLU:HG3	1:A:162:PHE:O	2.17	0.44
1:A:153:PRO:C	1:A:154:ILE:HD13	2.37	0.44
1:B:13:TYR:CD1	1:B:32:GLU:HA	2.52	0.44
1:B:210:LEU:HD23	1:B:210:LEU:O	2.17	0.44
1:C:250:ASP:CG	1:C:254:LYS:HZ3	2.21	0.44
1:C:266:ILE:CG2	1:C:267:GLN:N	2.80	0.44
1:F:73:HIS:ND1	1:F:74:HIS:N	2.65	0.44
1:A:223:GLN:NE2	1:B:63:ARG:HH12	2.15	0.44
1:C:208:TYR:HD1	1:C:214:ALA:O	2.00	0.44
1:D:73:HIS:ND1	1:D:75:ASN:N	2.53	0.44
1:D:76:VAL:HG12	1:D:77:ILE:O	2.17	0.44
1:E:44:ILE:HG21	1:E:61:ILE:HD13	1.99	0.44
1:E:76:VAL:HG12	1:E:77:ILE:O	2.17	0.44
1:H:85:ASN:ND2	1:H:86:ARG:N	2.62	0.44
1:A:130:LEU:O	1:A:131:HIS:C	2.56	0.44
1:B:4:PHE:HD1	1:B:84:GLU:OE1	2.00	0.44
1:C:46:LYS:NZ	1:C:84:GLU:HG3	2.32	0.44
1:C:76:VAL:O	1:C:158:LYS:NZ	2.39	0.44
1:D:268:GLU:HA	1:D:271:ARG:HH12	1.83	0.44
1:E:25:ALA:C	1:E:26:ILE:HG13	2.36	0.44
1:E:132:THR:C	1:E:134:LYS:H	2.19	0.44
1:G:31:ARG:HG3	1:G:31:ARG:NH1	2.29	0.44
1:G:50:ARG:C	1:G:52:SER:N	2.70	0.44
1:G:221:THR:O	1:G:222:LYS:C	2.54	0.44
1:G:250:ASP:CG	1:G:254:LYS:HZ3	2.20	0.44
1:H:271:ARG:HB2	1:H:271:ARG:CZ	2.44	0.44
1:A:58:ARG:HG3	1:A:62:GLU:OE2	2.17	0.44
1:A:81:ASP:H	1:A:92:ILE:HB	1.83	0.44
1:C:191:TYR:CD2	1:D:230:THR:HG21	2.52	0.44
1:D:11:ASP:O	1:D:33:LYS:HD2	2.17	0.44
1:E:200:MET:HE1	1:E:266:ILE:HA	1.99	0.44
1:E:244:THR:HG22	1:E:245:SER:O	2.18	0.44
1:F:190:ASN:O	1:F:192:GLU:HG3	2.18	0.44
1:G:132:THR:C	1:G:134:LYS:H	2.20	0.44
1:H:104:PHE:CZ	1:H:108:LYS:HE2	2.53	0.44
1:H:175:LYS:HD2	1:H:193:PRO:N	2.31	0.44
1:H:221:THR:O	1:H:224:GLU:HB3	2.18	0.44
1:C:119:PHE:O	1:C:122:GLN:N	2.51	0.44
1:E:32:GLU:HB2	1:E:39:TYR:CE2	2.52	0.44
1:C:148:LEU:HD12	1:C:156:HIS:CB	2.47	0.44

Continued on next page...

Continued from previous page...

Atom-1	Atom-2	Interatomic distance (Å)	Clash overlap (Å)
1:D:111:LEU:CD2	1:D:210:LEU:HD21	2.46	0.44
1:E:85:ASN:CG	1:E:86:ARG:N	2.71	0.44
1:F:255:LEU:O	1:F:263:ARG:HD3	2.17	0.44
1:G:222:LYS:O	1:G:223:GLN:C	2.56	0.44
1:H:21:SER:HA	1:H:26:ILE:HA	1.99	0.44
1:A:50:ARG:C	1:A:52:SER:H	2.21	0.44
1:A:65:VAL:O	1:A:66:SER:C	2.56	0.44
1:A:265:THR:HG23	1:A:268:GLU:CG	2.48	0.44
1:C:57:SER:HB3	1:C:60:GLU:OE2	2.18	0.44
1:D:271:ARG:HB2	1:D:271:ARG:CZ	2.47	0.44
1:E:102:PHE:CG	1:E:142:PRO:HB3	2.53	0.44
1:F:25:ALA:C	1:F:26:ILE:HG13	2.38	0.44
1:G:50:ARG:NH1	1:G:50:ARG:HG2	2.32	0.44
1:H:81:ASP:H	1:H:92:ILE:HB	1.83	0.44
1:H:121:LYS:O	1:H:124:LEU:HB2	2.17	0.44
1:H:190:ASN:HB2	1:H:192:GLU:OE1	2.17	0.44
1:A:266:ILE:HG23	1:A:267:GLN:H	1.83	0.44
1:C:103:ASP:O	1:C:106:ALA:HB3	2.17	0.44
1:D:248:ALA:O	1:D:251:PHE:N	2.51	0.44
1:E:221:THR:O	1:E:224:GLU:HB3	2.18	0.44
1:G:44:ILE:HG21	1:G:61:ILE:HD13	2.00	0.44
1:H:178:PHE:CD1	1:H:178:PHE:C	2.92	0.44
1:D:48:GLN:HB2	1:D:52:SER:HB3	2.00	0.43
1:D:208:TYR:CD2	1:D:216:PRO:HB3	2.53	0.43
1:H:210:LEU:HD23	1:H:210:LEU:O	2.17	0.43
1:A:100:GLU:O	1:A:101:LEU:C	2.55	0.43
1:C:175:LYS:HD2	1:C:193:PRO:N	2.33	0.43
1:C:221:THR:O	1:C:224:GLU:N	2.52	0.43
1:D:175:LYS:HG2	1:D:193:PRO:HA	1.99	0.43
1:E:220:ASP:HB2	1:E:224:GLU:OE2	2.18	0.43
1:G:58:ARG:NH1	1:G:62:GLU:CG	2.81	0.43
1:A:32:GLU:HB2	1:A:39:TYR:CE2	2.54	0.43
1:C:221:THR:O	1:C:222:LYS:C	2.57	0.43
1:D:208:TYR:CD1	1:D:216:PRO:HD3	2.53	0.43
1:D:222:LYS:O	1:D:223:GLN:C	2.57	0.43
1:F:85:ASN:CG	1:F:86:ARG:N	2.71	0.43
1:F:221:THR:O	1:F:224:GLU:N	2.52	0.43
1:G:76:VAL:HG12	1:G:77:ILE:O	2.18	0.43
1:G:154:ILE:O	1:G:154:ILE:HG22	2.18	0.43
1:H:4:PHE:CD2	1:H:82:VAL:HG11	2.53	0.43
1:A:13:TYR:HA	1:A:31:ARG:O	2.18	0.43

Continued on next page...

Continued from previous page...

Atom-1	Atom-2	Interatomic distance (Å)	Clash overlap (Å)
1:A:119:PHE:O	1:A:122:GLN:N	2.51	0.43
1:A:164:LEU:HD23	1:A:164:LEU:HA	1.86	0.43
1:B:11:ASP:HB2	1:B:12:PHE:CE1	2.54	0.43
1:B:73:HIS:ND1	1:B:74:HIS:N	2.66	0.43
1:C:73:HIS:ND1	1:C:75:ASN:N	2.56	0.43
1:C:96:VAL:HG11	1:C:146:MET:HB2	1.99	0.43
1:C:209:ILE:O	1:C:213:GLY:N	2.52	0.43
1:D:25:ALA:C	1:D:26:ILE:HG13	2.38	0.43
1:D:31:ARG:NH1	1:D:36:GLY:O	2.51	0.43
1:D:67:ILE:O	1:D:70:GLN:N	2.51	0.43
1:E:4:PHE:CD2	1:E:82:VAL:HG11	2.53	0.43
1:G:13:TYR:HA	1:G:31:ARG:O	2.18	0.43
1:G:209:ILE:O	1:G:213:GLY:N	2.50	0.43
1:H:97:SER:O	1:H:99:GLY:N	2.51	0.43
1:H:244:THR:HG22	1:H:245:SER:O	2.18	0.43
1:A:98:GLY:HA3	1:A:147:LEU:HB2	1.99	0.43
1:A:175:LYS:O	1:A:176:ASN:HB2	2.18	0.43
1:B:14:ASP:OD1	1:B:33:LYS:HE2	2.19	0.43
1:C:4:PHE:HD1	1:C:84:GLU:OE1	2.01	0.43
1:C:130:LEU:O	1:C:132:THR:N	2.52	0.43
1:D:210:LEU:C	1:D:210:LEU:CD2	2.87	0.43
1:E:101:LEU:HD23	1:E:145:ILE:HG21	2.01	0.43
1:E:218:LEU:HD21	1:F:51:ALA:CA	2.48	0.43
1:E:254:LYS:HB3	1:E:264:LEU:CG	2.48	0.43
1:G:71:VAL:HA	1:G:129:TYR:HE2	1.82	0.43
1:G:151:ASN:O	1:G:152:ILE:HG23	2.17	0.43
1:A:4:PHE:HD1	1:A:84:GLU:OE1	2.02	0.43
1:C:46:LYS:HE2	1:C:89:VAL:HG22	2.01	0.43
1:C:199:ASP:O	1:C:203:ILE:HG12	2.19	0.43
1:D:31:ARG:HD3	1:D:36:GLY:HA2	1.98	0.43
1:E:50:ARG:CZ	1:E:50:ARG:N	2.81	0.43
1:F:85:ASN:ND2	1:F:86:ARG:N	2.67	0.43
1:F:147:LEU:HD22	1:F:155:PRO:HB2	2.00	0.43
1:G:100:GLU:O	1:G:101:LEU:C	2.56	0.43
1:A:195:GLY:HA3	1:A:197:GLU:OE2	2.19	0.43
1:B:2:GLU:N	1:B:3:PRO:CD	2.81	0.43
1:B:47:ARG:HD2	1:B:52:SER:HB2	2.00	0.43
1:C:153:PRO:C	1:C:154:ILE:HD13	2.39	0.43
1:C:266:ILE:CG2	1:C:267:GLN:H	2.29	0.43
1:D:141:LYS:HE3	1:D:143:GLU:HG2	2.00	0.43
1:E:37:LEU:HD12	1:E:37:LEU:HA	1.82	0.43

Continued on next page...

Continued from previous page...

Atom-1	Atom-2	Interatomic distance (Å)	Clash overlap (Å)
1:F:9:VAL:HG12	1:F:13:TYR:HB2	2.00	0.43
1:G:221:THR:O	1:G:224:GLU:N	2.52	0.43
1:G:247:LEU:HD22	1:G:274:TRP:CB	2.39	0.43
1:H:189:VAL:HG11	1:H:230:THR:HG23	2.00	0.43
1:A:24:PHE:O	1:A:45:LYS:N	2.50	0.43
1:B:73:HIS:CD2	1:B:129:TYR:HB2	2.53	0.43
1:B:136:ALA:O	1:B:165:ALA:HA	2.19	0.43
1:C:130:LEU:O	1:C:131:HIS:C	2.57	0.43
1:G:254:LYS:HB3	1:G:264:LEU:HG	1.99	0.43
1:H:115:GLU:HA	1:H:118:SER:HG	1.84	0.43
1:H:220:ASP:HB2	1:H:224:GLU:OE2	2.19	0.43
1:H:250:ASP:O	1:H:251:PHE:C	2.56	0.43
1:A:117:THR:HG22	1:A:274:TRP:CZ3	2.54	0.43
1:C:58:ARG:HG3	1:C:58:ARG:HH11	1.84	0.43
1:D:46:LYS:NZ	1:D:84:GLU:HG3	2.34	0.43
1:E:13:TYR:HA	1:E:31:ARG:O	2.18	0.43
1:E:73:HIS:ND1	1:E:74:HIS:N	2.67	0.43
1:F:32:GLU:HB2	1:F:39:TYR:CE2	2.51	0.43
1:F:32:GLU:HB3	1:F:35:THR:OG1	2.18	0.43
1:F:74:HIS:O	1:F:158:LYS:HE2	2.19	0.43
1:F:119:PHE:O	1:F:120:ILE:C	2.55	0.43
1:G:85:ASN:ND2	1:G:86:ARG:N	2.66	0.43
1:G:175:LYS:HD2	1:G:193:PRO:N	2.34	0.43
1:C:121:LYS:O	1:C:122:GLN:C	2.56	0.43
1:D:74:HIS:O	1:D:158:LYS:HE2	2.19	0.43
1:D:104:PHE:O	1:D:105:LEU:C	2.56	0.43
1:E:101:LEU:HD12	1:E:105:LEU:HG	2.00	0.43
1:F:209:ILE:O	1:F:213:GLY:N	2.51	0.43
1:G:271:ARG:HB2	1:G:271:ARG:CZ	2.48	0.43
1:H:119:PHE:O	1:H:120:ILE:C	2.57	0.43
1:B:77:ILE:HG12	1:B:78:THR:N	2.34	0.42
1:B:104:PHE:CE1	1:B:108:LYS:HE2	2.54	0.42
1:B:159:LEU:N	1:B:159:LEU:HD23	2.33	0.42
1:B:222:LYS:O	1:B:223:GLN:C	2.56	0.42
1:C:98:GLY:HA3	1:C:147:LEU:O	2.18	0.42
1:C:132:THR:C	1:C:134:LYS:H	2.22	0.42
1:D:9:VAL:HG12	1:D:13:TYR:HB2	2.01	0.42
1:E:40:ALA:HB2	1:E:95:LEU:CD1	2.49	0.42
1:E:222:LYS:HE3	1:F:177:ILE:O	2.19	0.42
1:F:121:LYS:O	1:F:124:LEU:HB2	2.18	0.42
1:F:148:LEU:HD12	1:F:156:HIS:CB	2.49	0.42

Continued on next page...

Continued from previous page...

Atom-1	Atom-2	Interatomic distance (Å)	Clash overlap (Å)
1:H:50:ARG:O	1:H:52:SER:N	2.52	0.42
1:H:98:GLY:CA	1:H:147:LEU:O	2.67	0.42
1:A:21:SER:HA	1:A:26:ILE:HA	2.00	0.42
1:A:148:LEU:HB2	1:A:156:HIS:HB2	2.00	0.42
1:C:45:LYS:HD3	1:C:87:THR:O	2.20	0.42
1:G:128:ASN:O	1:G:129:TYR:C	2.58	0.42
1:A:175:LYS:HA	1:A:194:LEU:HG	2.01	0.42
1:C:127:VAL:O	1:C:130:LEU:HB2	2.19	0.42
1:D:98:GLY:HA3	1:D:147:LEU:HB2	2.00	0.42
1:E:130:LEU:O	1:E:131:HIS:C	2.57	0.42
1:E:141:LYS:HE3	1:E:143:GLU:HG2	1.99	0.42
1:E:208:TYR:CD1	1:E:216:PRO:HD3	2.54	0.42
1:F:114:GLU:O	1:F:117:THR:OG1	2.34	0.42
1:H:249:LYS:O	1:H:252:ILE:HB	2.19	0.42
1:A:13:TYR:CD1	1:A:32:GLU:HA	2.54	0.42
1:B:149:ASP:OD2	1:B:151:ASN:HB2	2.19	0.42
1:C:37:LEU:HA	1:C:37:LEU:HD12	1.82	0.42
1:C:185:ALA:HB2	1:C:201:TRP:CB	2.49	0.42
1:D:67:ILE:O	1:D:68:LEU:C	2.58	0.42
1:E:50:ARG:HH11	1:E:50:ARG:HG2	1.85	0.42
1:H:2:GLU:N	1:H:3:PRO:CD	2.81	0.42
1:H:2:GLU:N	1:H:2:GLU:OE2	2.52	0.42
1:H:106:ALA:O	1:H:107:GLN:C	2.58	0.42
1:A:10:GLU:O	1:A:33:LYS:HE3	2.19	0.42
1:A:248:ALA:O	1:A:249:LYS:C	2.57	0.42
1:B:63:ARG:O	1:B:67:ILE:HG13	2.19	0.42
1:C:31:ARG:HG3	1:C:31:ARG:NH1	2.30	0.42
1:D:47:ARG:HH21	1:D:57:SER:CB	2.23	0.42
1:D:266:ILE:CG2	1:D:267:GLN:H	2.29	0.42
1:E:46:LYS:NZ	1:E:84:GLU:HG3	2.34	0.42
1:F:202:SER:O	1:F:206:ILE:HG12	2.20	0.42
1:G:50:ARG:O	1:G:52:SER:N	2.53	0.42
1:H:264:LEU:HA	1:H:268:GLU:OE2	2.20	0.42
1:C:77:ILE:HG12	1:C:78:THR:N	2.34	0.42
1:C:210:LEU:C	1:C:210:LEU:CD2	2.87	0.42
1:E:151:ASN:O	1:E:152:ILE:HG23	2.19	0.42
1:F:31:ARG:NH1	1:F:31:ARG:CG	2.80	0.42
1:F:98:GLY:N	1:F:147:LEU:O	2.53	0.42
1:G:10:GLU:H	1:G:10:GLU:CD	2.22	0.42
1:G:119:PHE:O	1:G:120:ILE:C	2.58	0.42
1:H:176:ASN:HD22	1:H:178:PHE:HD2	1.68	0.42

Continued on next page...

Continued from previous page...

Atom-1	Atom-2	Interatomic distance (Å)	Clash overlap (Å)
1:A:114:GLU:O	1:A:117:THR:OG1	2.33	0.42
1:A:152:ILE:HD11	1:A:155:PRO:CA	2.29	0.42
1:B:152:ILE:CG1	1:B:155:PRO:HA	2.49	0.42
1:D:255:LEU:O	1:D:263:ARG:HD3	2.20	0.42
1:E:2:GLU:N	1:E:3:PRO:CD	2.79	0.42
1:F:19:LEU:HD11	1:F:29:LYS:HB2	2.02	0.42
1:F:272:HIS:O	1:F:275:ILE:N	2.50	0.42
1:H:141:LYS:HE3	1:H:143:GLU:HG2	2.01	0.42
1:H:265:THR:HG23	1:H:268:GLU:HG3	2.01	0.42
1:A:63:ARG:O	1:A:67:ILE:HG12	2.20	0.42
1:D:121:LYS:O	1:D:124:LEU:HB2	2.20	0.42
1:E:159:LEU:N	1:E:159:LEU:HD23	2.34	0.42
1:E:190:ASN:HB2	1:E:192:GLU:OE1	2.19	0.42
1:F:50:ARG:HG2	1:F:50:ARG:HH11	1.85	0.42
1:F:178:PHE:CD1	1:F:178:PHE:C	2.92	0.42
1:G:81:ASP:H	1:G:92:ILE:HB	1.85	0.42
1:G:151:ASN:O	1:G:152:ILE:CG2	2.67	0.42
1:G:210:LEU:C	1:G:210:LEU:CD2	2.87	0.42
1:A:73:HIS:HB2	1:A:129:TYR:CG	2.55	0.42
1:A:85:ASN:CG	1:A:86:ARG:N	2.71	0.42
1:B:15:ILE:H	1:B:15:ILE:CD1	2.32	0.42
1:B:73:HIS:HB2	1:B:129:TYR:CG	2.55	0.42
1:C:175:LYS:O	1:C:176:ASN:HB2	2.20	0.42
1:F:268:GLU:HA	1:F:271:ARG:HH12	1.84	0.42
1:A:2:GLU:N	1:A:2:GLU:OE2	2.53	0.42
1:A:212:SER:HB2	1:A:240:PHE:HB3	2.02	0.42
1:C:272:HIS:O	1:C:275:ILE:N	2.49	0.42
1:D:9:VAL:HG22	1:D:83:TYR:HB2	2.01	0.42
1:D:228:ASN:O	1:D:232:VAL:N	2.53	0.42
1:E:221:THR:O	1:E:224:GLU:N	2.53	0.42
1:E:239:GLU:O	1:E:239:GLU:HG2	2.19	0.42
1:F:50:ARG:NE	1:F:50:ARG:HA	2.34	0.42
1:A:67:ILE:O	1:A:68:LEU:C	2.58	0.41
1:B:50:ARG:HH11	1:B:50:ARG:HG2	1.85	0.41
1:B:117:THR:HG22	1:B:274:TRP:CZ3	2.55	0.41
1:B:228:ASN:O	1:B:232:VAL:N	2.53	0.41
1:C:139:ASP:HB2	1:C:164:LEU:HB2	2.01	0.41
1:D:32:GLU:HB2	1:D:39:TYR:CE2	2.55	0.41
1:D:114:GLU:O	1:D:117:THR:OG1	2.36	0.41
1:F:21:SER:HA	1:F:26:ILE:HA	2.02	0.41
1:F:65:VAL:O	1:F:66:SER:C	2.58	0.41

Continued on next page...

Continued from previous page...

Atom-1	Atom-2	Interatomic distance (Å)	Clash overlap (Å)
1:D:81:ASP:H	1:D:92:ILE:HB	1.85	0.41
1:D:185:ALA:HB2	1:D:201:TRP:CB	2.50	0.41
1:E:50:ARG:NE	1:E:50:ARG:CA	2.83	0.41
1:E:85:ASN:ND2	1:E:86:ARG:N	2.66	0.41
1:E:218:LEU:CD2	1:F:51:ALA:HB2	2.50	0.41
1:F:45:LYS:O	1:F:55:GLY:HA2	2.20	0.41
1:F:77:ILE:HB	1:F:160:ILE:HG22	2.02	0.41
1:F:136:ALA:O	1:F:165:ALA:HA	2.21	0.41
1:G:2:GLU:N	1:G:3:PRO:CD	2.82	0.41
1:H:45:LYS:HD3	1:H:87:THR:O	2.20	0.41
1:A:31:ARG:HD3	1:A:36:GLY:HA2	2.01	0.41
1:B:175:LYS:HD2	1:B:192:GLU:C	2.41	0.41
1:B:266:ILE:HG23	1:B:267:GLN:H	1.83	0.41
1:C:96:VAL:CG1	1:C:146:MET:HB3	2.50	0.41
1:C:120:ILE:HD12	1:C:207:THR:OG1	2.21	0.41
1:C:151:ASN:O	1:C:152:ILE:CG2	2.68	0.41
1:D:264:LEU:HA	1:D:268:GLU:OE2	2.20	0.41
1:E:136:ALA:O	1:E:165:ALA:HA	2.19	0.41
1:F:128:ASN:O	1:F:129:TYR:C	2.58	0.41
1:H:265:THR:HG23	1:H:268:GLU:CG	2.51	0.41
1:A:178:PHE:CD1	1:A:178:PHE:C	2.93	0.41
1:C:136:ALA:O	1:C:165:ALA:HA	2.21	0.41
1:E:49:SER:C	1:E:50:ARG:CZ	2.89	0.41
1:A:21:SER:CB	1:A:26:ILE:HG12	2.42	0.41
1:A:180:THR:O	1:A:184:VAL:HG22	2.21	0.41
1:A:210:LEU:C	1:A:210:LEU:CD2	2.86	0.41
1:B:19:LEU:CD1	1:B:29:LYS:HB2	2.50	0.41
1:B:50:ARG:C	1:B:52:SER:N	2.67	0.41
1:D:13:TYR:CD1	1:D:32:GLU:HA	2.55	0.41
1:E:71:VAL:HA	1:E:129:TYR:HE2	1.86	0.41
1:H:31:ARG:HG3	1:H:31:ARG:NH1	2.31	0.41
1:A:37:LEU:HD12	1:A:37:LEU:HA	1.83	0.41
1:A:73:HIS:HB2	1:A:129:TYR:CD2	2.55	0.41
1:A:121:LYS:O	1:A:124:LEU:HB2	2.21	0.41
1:B:58:ARG:NH1	1:B:62:GLU:CG	2.84	0.41
1:D:2:GLU:N	1:D:2:GLU:CD	2.73	0.41
1:D:2:GLU:N	1:D:2:GLU:OE2	2.54	0.41
1:D:249:LYS:O	1:D:252:ILE:HB	2.21	0.41
1:F:148:LEU:HD12	1:F:156:HIS:HB2	2.02	0.41
1:G:19:LEU:HD13	1:G:29:LYS:N	2.24	0.41
1:H:46:LYS:NZ	1:H:84:GLU:HG3	2.35	0.41

Continued on next page...

Continued from previous page...

Atom-1	Atom-2	Interatomic distance (Å)	Clash overlap (Å)
1:B:153:PRO:O	1:B:154:ILE:HD12	2.20	0.41
1:D:31:ARG:HG3	1:D:31:ARG:NH1	2.31	0.41
1:E:250:ASP:O	1:E:251:PHE:C	2.59	0.41
1:E:266:ILE:CG2	1:E:267:GLN:N	2.83	0.41
1:G:49:SER:HB3	1:G:50:ARG:HH12	1.83	0.41
1:G:249:LYS:O	1:G:252:ILE:HB	2.21	0.41
1:C:173:GLU:OE2	1:C:193:PRO:HG3	2.21	0.41
1:C:202:SER:O	1:C:203:ILE:C	2.58	0.41
1:D:175:LYS:HD2	1:D:192:GLU:C	2.41	0.41
1:D:265:THR:H	1:D:268:GLU:HB2	1.85	0.41
1:E:63:ARG:O	1:E:67:ILE:CG1	2.68	0.41
1:F:119:PHE:O	1:F:122:GLN:N	2.54	0.41
1:G:15:ILE:CD1	1:G:15:ILE:H	2.33	0.41
1:H:132:THR:C	1:H:134:LYS:H	2.24	0.41
1:B:81:ASP:H	1:B:92:ILE:HB	1.86	0.41
1:C:73:HIS:ND1	1:C:74:HIS:N	2.68	0.41
1:C:188:ILE:O	1:C:189:VAL:C	2.60	0.41
1:D:63:ARG:O	1:D:67:ILE:HG13	2.21	0.41
1:D:76:VAL:C	1:D:158:LYS:HZ3	2.23	0.41
1:D:212:SER:HB2	1:D:240:PHE:CB	2.50	0.41
1:D:238:GLU:C	1:D:240:PHE:H	2.23	0.41
1:E:21:SER:HA	1:E:26:ILE:HA	2.03	0.41
1:F:4:PHE:HD1	1:F:84:GLU:OE1	2.04	0.41
1:F:46:LYS:HE2	1:F:89:VAL:HG22	2.02	0.41
1:F:121:LYS:HA	1:F:124:LEU:HD12	2.02	0.41
1:H:139:ASP:HB2	1:H:164:LEU:HB2	2.03	0.41
1:H:183:PHE:CD1	1:H:183:PHE:N	2.89	0.41
1:H:208:TYR:CD2	1:H:216:PRO:HB3	2.56	0.41
1:A:31:ARG:NH1	1:A:36:GLY:O	2.53	0.41
1:B:205:VAL:O	1:B:209:ILE:HG13	2.21	0.41
1:B:208:TYR:CD1	1:B:216:PRO:HD3	2.56	0.41
1:B:237:ASP:HB3	1:B:240:PHE:HD1	1.85	0.41
1:C:60:GLU:HG2	1:C:63:ARG:NH2	2.36	0.41
1:D:50:ARG:HA	1:D:50:ARG:NE	2.36	0.41
1:D:73:HIS:ND1	1:D:74:HIS:N	2.69	0.41
1:E:74:HIS:O	1:E:158:LYS:CE	2.69	0.41
1:E:173:GLU:OE2	1:E:193:PRO:HG3	2.20	0.41
1:E:218:LEU:CD2	1:F:51:ALA:CB	2.99	0.41
1:F:221:THR:O	1:F:222:LYS:C	2.58	0.41
1:G:153:PRO:C	1:G:154:ILE:CD1	2.89	0.41
1:H:47:ARG:HD2	1:H:52:SER:HB2	2.02	0.41

Continued on next page...

Continued from previous page...

Atom-1	Atom-2	Interatomic distance (Å)	Clash overlap (Å)
1:H:127:VAL:O	1:H:130:LEU:HB2	2.20	0.41
1:A:31:ARG:HG3	1:A:31:ARG:NH1	2.35	0.40
1:A:200:MET:CE	1:A:266:ILE:HA	2.46	0.40
1:B:180:THR:HG22	1:B:182:GLU:H	1.86	0.40
1:C:31:ARG:HH11	1:C:31:ARG:CG	2.31	0.40
1:C:222:LYS:O	1:C:223:GLN:C	2.59	0.40
1:D:132:THR:C	1:D:134:LYS:H	2.22	0.40
1:F:13:TYR:CD1	1:F:32:GLU:HA	2.56	0.40
1:F:101:LEU:HD12	1:F:101:LEU:O	2.21	0.40
1:G:50:ARG:NE	1:G:50:ARG:HA	2.36	0.40
1:H:37:LEU:HD12	1:H:37:LEU:HA	1.85	0.40
1:A:25:ALA:C	1:A:26:ILE:HG13	2.41	0.40
1:A:47:ARG:HG2	1:A:52:SER:HB2	2.03	0.40
1:B:127:VAL:O	1:B:130:LEU:HB2	2.22	0.40
1:C:50:ARG:NE	1:C:50:ARG:CA	2.83	0.40
1:C:225:THR:O	1:C:228:ASN:N	2.54	0.40
1:D:217:PHE:O	1:D:225:THR:HG23	2.21	0.40
1:F:98:GLY:CA	1:F:147:LEU:O	2.69	0.40
1:H:46:LYS:HE3	1:H:88:ASP:O	2.21	0.40
1:H:148:LEU:HD12	1:H:156:HIS:HB2	2.01	0.40
1:H:210:LEU:C	1:H:210:LEU:CD2	2.88	0.40
1:C:120:ILE:O	1:C:123:ILE:HB	2.22	0.40
1:C:122:GLN:O	1:C:123:ILE:C	2.60	0.40
1:D:244:THR:CG2	1:D:248:ALA:HB3	2.51	0.40
1:E:58:ARG:HG3	1:E:58:ARG:HH11	1.86	0.40
1:F:208:TYR:CD1	1:F:216:PRO:HD3	2.56	0.40
1:G:40:ALA:HB2	1:G:95:LEU:CD1	2.50	0.40
1:G:225:THR:O	1:G:228:ASN:N	2.55	0.40
1:H:19:LEU:HD11	1:H:29:LYS:HB2	2.04	0.40
1:H:136:ALA:O	1:H:165:ALA:HA	2.22	0.40
1:B:85:ASN:CG	1:B:86:ARG:H	2.23	0.40
1:E:26:ILE:O	1:E:43:PHE:HD1	2.05	0.40
1:F:106:ALA:O	1:F:108:LYS:O	2.39	0.40
1:F:141:LYS:HE3	1:F:143:GLU:CG	2.52	0.40
1:A:208:TYR:CE1	1:A:214:ALA:O	2.75	0.40
1:B:221:THR:O	1:B:224:GLU:N	2.55	0.40
1:D:79:LEU:HD12	1:D:92:ILE:O	2.22	0.40
1:E:221:THR:O	1:E:222:LYS:C	2.60	0.40
1:F:130:LEU:O	1:F:131:HIS:C	2.60	0.40

All (1) symmetry-related close contacts are listed below. The label for Atom-2 includes the symmetry operator and encoded unit-cell translations to be applied.

Atom-1	Atom-2	Interatomic distance (Å)	Clash overlap (Å)
1:E:38:GLU:OE1	1:E:259:GLU:OE1[1_655]	2.09	0.11

5.3 Torsion angles [i](#)

5.3.1 Protein backbone [i](#)

In the following table, the Percentiles column shows the percent Ramachandran outliers of the chain as a percentile score with respect to all X-ray entries followed by that with respect to entries of similar resolution.

The Analysed column shows the number of residues for which the backbone conformation was analysed, and the total number of residues.

Mol	Chain	Analysed	Favoured	Allowed	Outliers	Percentiles	
1	A	276/288 (96%)	213 (77%)	46 (17%)	17 (6%)	1	4
1	B	276/288 (96%)	215 (78%)	48 (17%)	13 (5%)	2	8
1	C	276/288 (96%)	210 (76%)	52 (19%)	14 (5%)	2	7
1	D	276/288 (96%)	213 (77%)	46 (17%)	17 (6%)	1	4
1	E	276/288 (96%)	218 (79%)	46 (17%)	12 (4%)	2	10
1	F	276/288 (96%)	214 (78%)	50 (18%)	12 (4%)	2	10
1	G	276/288 (96%)	212 (77%)	49 (18%)	15 (5%)	2	6
1	H	276/288 (96%)	210 (76%)	53 (19%)	13 (5%)	2	8
All	All	2208/2304 (96%)	1705 (77%)	390 (18%)	113 (5%)	2	7

All (113) Ramachandran outliers are listed below:

Mol	Chain	Res	Type
1	A	50	ARG
1	B	50	ARG
1	B	51	ALA
1	B	52	SER
1	B	110	SER
1	C	52	SER
1	C	191	TYR
1	D	50	ARG
1	D	110	SER
1	D	191	TYR
1	E	50	ARG
1	E	52	SER

Continued on next page...

Continued from previous page...

Mol	Chain	Res	Type
1	E	110	SER
1	E	191	TYR
1	F	49	SER
1	F	50	ARG
1	F	52	SER
1	F	110	SER
1	G	52	SER
1	G	110	SER
1	H	110	SER
1	A	49	SER
1	A	52	SER
1	A	109	GLU
1	A	130	LEU
1	A	191	TYR
1	B	49	SER
1	B	130	LEU
1	B	191	TYR
1	C	49	SER
1	C	50	ARG
1	C	110	SER
1	C	130	LEU
1	D	49	SER
1	D	51	ALA
1	D	52	SER
1	E	49	SER
1	E	51	ALA
1	E	130	LEU
1	F	130	LEU
1	F	191	TYR
1	G	49	SER
1	G	50	ARG
1	G	51	ALA
1	G	130	LEU
1	G	138	PHE
1	G	191	TYR
1	G	260	THR
1	H	49	SER
1	H	50	ARG
1	H	52	SER
1	H	130	LEU
1	H	191	TYR
1	A	51	ALA

Continued on next page...

Continued from previous page...

Mol	Chain	Res	Type
1	A	161	ASP
1	B	151	ASN
1	D	130	LEU
1	E	138	PHE
1	F	138	PHE
1	F	260	THR
1	H	51	ALA
1	A	107	GLN
1	A	131	HIS
1	A	151	ASN
1	B	53	ARG
1	B	161	ASP
1	B	260	THR
1	C	131	HIS
1	C	138	PHE
1	C	161	ASP
1	D	199	ASP
1	E	148	LEU
1	E	260	THR
1	F	51	ALA
1	F	131	HIS
1	F	148	LEU
1	G	148	LEU
1	G	161	ASP
1	H	98	GLY
1	H	131	HIS
1	H	260	THR
1	A	138	PHE
1	B	131	HIS
1	D	161	ASP
1	D	249	LYS
1	E	131	HIS
1	E	161	ASP
1	G	151	ASN
1	H	61	ILE
1	H	105	LEU
1	A	260	THR
1	C	51	ALA
1	C	148	LEU
1	D	138	PHE
1	D	148	LEU
1	D	151	ASN

Continued on next page...

Continued from previous page...

Mol	Chain	Res	Type
1	B	61	ILE
1	C	61	ILE
1	D	22	GLY
1	D	67	ILE
1	F	61	ILE
1	G	22	GLY
1	A	22	GLY
1	A	61	ILE
1	G	61	ILE
1	A	273	PRO
1	C	232	VAL
1	D	232	VAL
1	D	273	PRO
1	G	232	VAL
1	A	67	ILE
1	C	273	PRO
1	H	232	VAL

5.3.2 Protein sidechains [i](#)

In the following table, the Percentiles column shows the percent sidechain outliers of the chain as a percentile score with respect to all X-ray entries followed by that with respect to entries of similar resolution.

The Analysed column shows the number of residues for which the sidechain conformation was analysed, and the total number of residues.

Mol	Chain	Analysed	Rotameric	Outliers	Percentiles	
1	A	249/257 (97%)	231 (93%)	18 (7%)	14	39
1	B	249/257 (97%)	235 (94%)	14 (6%)	21	52
1	C	249/257 (97%)	233 (94%)	16 (6%)	17	45
1	D	249/257 (97%)	235 (94%)	14 (6%)	21	52
1	E	249/257 (97%)	233 (94%)	16 (6%)	17	45
1	F	249/257 (97%)	231 (93%)	18 (7%)	14	39
1	G	249/257 (97%)	233 (94%)	16 (6%)	17	45
1	H	249/257 (97%)	234 (94%)	15 (6%)	19	49
All	All	1992/2056 (97%)	1865 (94%)	127 (6%)	17	45

All (127) residues with a non-rotameric sidechain are listed below:

Mol	Chain	Res	Type
1	A	2	GLU
1	A	10	GLU
1	A	12	PHE
1	A	37	LEU
1	A	57	SER
1	A	86	ARG
1	A	87	THR
1	A	109	GLU
1	A	110	SER
1	A	143	GLU
1	A	150	LYS
1	A	168	ILE
1	A	184	VAL
1	A	190	ASN
1	A	247	LEU
1	A	261	ARG
1	A	265	THR
1	A	271	ARG
1	B	2	GLU
1	B	12	PHE
1	B	37	LEU
1	B	86	ARG
1	B	87	THR
1	B	143	GLU
1	B	150	LYS
1	B	154	ILE
1	B	168	ILE
1	B	190	ASN
1	B	247	LEU
1	B	261	ARG
1	B	265	THR
1	B	279	ASP
1	C	2	GLU
1	C	10	GLU
1	C	12	PHE
1	C	37	LEU
1	C	57	SER
1	C	86	ARG
1	C	87	THR
1	C	143	GLU
1	C	150	LYS
1	C	154	ILE
1	C	184	VAL

Continued on next page...

Continued from previous page...

Mol	Chain	Res	Type
1	C	190	ASN
1	C	247	LEU
1	C	261	ARG
1	C	265	THR
1	C	271	ARG
1	D	2	GLU
1	D	12	PHE
1	D	37	LEU
1	D	57	SER
1	D	86	ARG
1	D	87	THR
1	D	143	GLU
1	D	150	LYS
1	D	184	VAL
1	D	190	ASN
1	D	247	LEU
1	D	261	ARG
1	D	265	THR
1	D	273	PRO
1	E	2	GLU
1	E	10	GLU
1	E	12	PHE
1	E	37	LEU
1	E	57	SER
1	E	86	ARG
1	E	87	THR
1	E	143	GLU
1	E	150	LYS
1	E	168	ILE
1	E	184	VAL
1	E	190	ASN
1	E	247	LEU
1	E	261	ARG
1	E	265	THR
1	E	271	ARG
1	F	2	GLU
1	F	12	PHE
1	F	37	LEU
1	F	47	ARG
1	F	57	SER
1	F	86	ARG
1	F	87	THR

Continued on next page...

Continued from previous page...

Mol	Chain	Res	Type
1	F	143	GLU
1	F	150	LYS
1	F	154	ILE
1	F	168	ILE
1	F	184	VAL
1	F	190	ASN
1	F	247	LEU
1	F	261	ARG
1	F	265	THR
1	F	271	ARG
1	F	279	ASP
1	G	2	GLU
1	G	10	GLU
1	G	37	LEU
1	G	57	SER
1	G	86	ARG
1	G	87	THR
1	G	143	GLU
1	G	150	LYS
1	G	154	ILE
1	G	168	ILE
1	G	184	VAL
1	G	190	ASN
1	G	247	LEU
1	G	261	ARG
1	G	265	THR
1	G	271	ARG
1	H	2	GLU
1	H	12	PHE
1	H	37	LEU
1	H	57	SER
1	H	86	ARG
1	H	87	THR
1	H	143	GLU
1	H	150	LYS
1	H	168	ILE
1	H	184	VAL
1	H	190	ASN
1	H	247	LEU
1	H	261	ARG
1	H	265	THR
1	H	271	ARG

Sometimes sidechains can be flipped to improve hydrogen bonding and reduce clashes. All (48) such sidechains are listed below:

Mol	Chain	Res	Type
1	A	23	GLN
1	A	85	ASN
1	A	144	ASN
1	A	166	HIS
1	A	190	ASN
1	A	223	GLN
1	A	228	ASN
1	B	23	GLN
1	B	85	ASN
1	B	144	ASN
1	B	166	HIS
1	B	190	ASN
1	B	223	GLN
1	B	228	ASN
1	C	23	GLN
1	C	85	ASN
1	C	144	ASN
1	C	190	ASN
1	C	223	GLN
1	C	228	ASN
1	D	23	GLN
1	D	144	ASN
1	D	190	ASN
1	D	223	GLN
1	D	228	ASN
1	E	23	GLN
1	E	85	ASN
1	E	144	ASN
1	E	190	ASN
1	E	223	GLN
1	E	228	ASN
1	F	23	GLN
1	F	85	ASN
1	F	144	ASN
1	F	190	ASN
1	F	223	GLN
1	F	228	ASN
1	G	23	GLN
1	G	144	ASN
1	G	190	ASN
1	G	223	GLN

Continued on next page...

Continued from previous page...

Mol	Chain	Res	Type
1	G	228	ASN
1	H	23	GLN
1	H	85	ASN
1	H	144	ASN
1	H	190	ASN
1	H	223	GLN
1	H	228	ASN

5.3.3 RNA [i](#)

There are no RNA molecules in this entry.

5.4 Non-standard residues in protein, DNA, RNA chains [i](#)

There are no non-standard protein/DNA/RNA residues in this entry.

5.5 Carbohydrates [i](#)

There are no monosaccharides in this entry.

5.6 Ligand geometry [i](#)

There are no ligands in this entry.

5.7 Other polymers [i](#)

There are no such residues in this entry.

5.8 Polymer linkage issues [i](#)

There are no chain breaks in this entry.

6 Fit of model and data [i](#)

6.1 Protein, DNA and RNA chains [i](#)

In the following table, the column labelled '#RSRZ > 2' contains the number (and percentage) of RSRZ outliers, followed by percent RSRZ outliers for the chain as percentile scores relative to all X-ray entries and entries of similar resolution. The OWAB column contains the minimum, median, 95th percentile and maximum values of the occupancy-weighted average B-factor per residue. The column labelled 'Q < 0.9' lists the number of (and percentage) of residues with an average occupancy less than 0.9.

Mol	Chain	Analysed	<RSRZ>	#RSRZ>2	OWAB(Å ²)	Q<0.9
1	A	278/288 (96%)	-0.35	0 100 100	40, 40, 40, 40	0
1	B	278/288 (96%)	-0.21	0 100 100	40, 40, 40, 40	0
1	C	278/288 (96%)	-0.34	0 100 100	40, 40, 40, 40	0
1	D	278/288 (96%)	-0.33	0 100 100	40, 40, 40, 40	0
1	E	278/288 (96%)	-0.24	0 100 100	40, 40, 40, 40	0
1	F	278/288 (96%)	-0.33	1 (0%) 92 93	40, 40, 40, 40	0
1	G	278/288 (96%)	-0.38	0 100 100	40, 40, 40, 40	0
1	H	278/288 (96%)	-0.34	0 100 100	40, 40, 40, 40	0
All	All	2224/2304 (96%)	-0.31	1 (0%) 100 100	40, 40, 40, 40	0

All (1) RSRZ outliers are listed below:

Mol	Chain	Res	Type	RSRZ
1	F	279	ASP	2.6

6.2 Non-standard residues in protein, DNA, RNA chains [i](#)

There are no non-standard protein/DNA/RNA residues in this entry.

6.3 Carbohydrates [i](#)

There are no monosaccharides in this entry.

6.4 Ligands [i](#)

There are no ligands in this entry.

6.5 Other polymers [i](#)

There are no such residues in this entry.