



Full wwPDB X-ray Structure Validation Report ⓘ

Oct 16, 2023 – 02:48 PM EDT

PDB ID : 1XCK
Title : Crystal structure of apo GroEL
Authors : Bartolucci, C.; Lamba, D.; Grazulis, S.; Manakova, E.; Heumann, H.
Deposited on : 2004-09-02
Resolution : 2.92 Å(reported)

This is a Full wwPDB X-ray Structure Validation Report for a publicly released PDB entry.

We welcome your comments at validation@mail.wwpdb.org

A user guide is available at

<https://www.wwpdb.org/validation/2017/XrayValidationReportHelp>

with specific help available everywhere you see the ⓘ symbol.

The types of validation reports are described at

<http://www.wwpdb.org/validation/2017/FAQs#types>.

The following versions of software and data (see [references ⓘ](#)) were used in the production of this report:

MolProbity : 4.02b-467
Mogul : 1.8.5 (274361), CSD as541be (2020)
Xtriage (Phenix) : 1.13
EDS : 2.36
Percentile statistics : 20191225.v01 (using entries in the PDB archive December 25th 2019)
Refmac : 5.8.0158
CCP4 : 7.0.044 (Gargrove)
Ideal geometry (proteins) : Engh & Huber (2001)
Ideal geometry (DNA, RNA) : Parkinson et al. (1996)
Validation Pipeline (wwPDB-VP) : 2.36

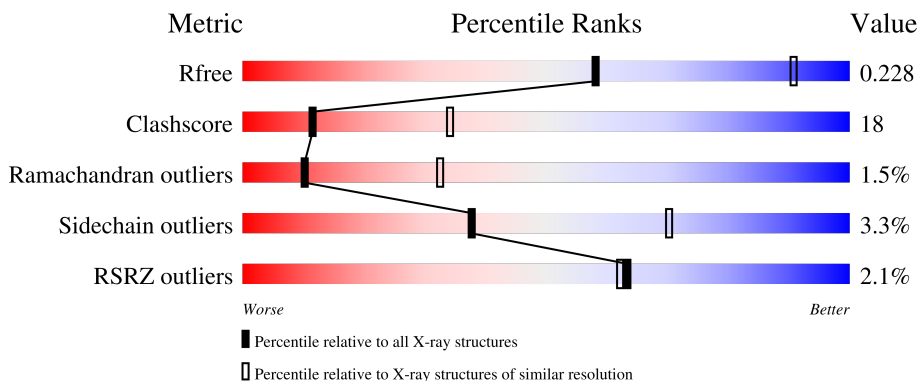
1 Overall quality at a glance i

The following experimental techniques were used to determine the structure:

X-RAY DIFFRACTION

The reported resolution of this entry is 2.92 Å.

Percentile scores (ranging between 0-100) for global validation metrics of the entry are shown in the following graphic. The table shows the number of entries on which the scores are based.



Metric	Whole archive (#Entries)	Similar resolution (#Entries, resolution range(Å))
R_{free}	130704	2307 (2.94-2.90)
Clashscore	141614	2531 (2.94-2.90)
Ramachandran outliers	138981	2462 (2.94-2.90)
Sidechain outliers	138945	2464 (2.94-2.90)
RSRZ outliers	127900	2248 (2.94-2.90)

The table below summarises the geometric issues observed across the polymeric chains and their fit to the electron density. The red, orange, yellow and green segments of the lower bar indicate the fraction of residues that contain outliers for ≥ 3 , 2, 1 and 0 types of geometric quality criteria respectively. A grey segment represents the fraction of residues that are not modelled. The numeric value for each fraction is indicated below the corresponding segment, with a dot representing fractions $\leq 5\%$. The upper red bar (where present) indicates the fraction of residues that have poor fit to the electron density. The numeric value is given above the bar.

Mol	Chain	Length	Quality of chain
1	A	547	<div style="display: flex; align-items: center;"> <div style="width: 2%; height: 10px; background-color: red; margin-right: 2px;"></div> <div style="width: 66%; height: 10px; background-color: green; margin-right: 2px;"></div> <div style="width: 27%; height: 10px; background-color: yellow; margin-right: 2px;"></div> <div style="width: 5%; height: 10px; background-color: orange; margin-right: 2px;"></div> <div style="width: 4%; height: 10px; background-color: grey;"></div> </div> <p style="text-align: center;">66% 27% . .</p>
1	B	547	<div style="display: flex; align-items: center;"> <div style="width: 3%; height: 10px; background-color: red; margin-right: 2px;"></div> <div style="width: 64%; height: 10px; background-color: green; margin-right: 2px;"></div> <div style="width: 29%; height: 10px; background-color: yellow; margin-right: 2px;"></div> <div style="width: 4%; height: 10px; background-color: orange; margin-right: 2px;"></div> <div style="width: 0%; height: 10px; background-color: grey;"></div> </div> <p style="text-align: center;">3% 64% 29% . .</p>
1	C	547	<div style="display: flex; align-items: center;"> <div style="width: 2%; height: 10px; background-color: red; margin-right: 2px;"></div> <div style="width: 63%; height: 10px; background-color: green; margin-right: 2px;"></div> <div style="width: 30%; height: 10px; background-color: yellow; margin-right: 2px;"></div> <div style="width: 5%; height: 10px; background-color: orange; margin-right: 2px;"></div> <div style="width: 0%; height: 10px; background-color: grey;"></div> </div> <p style="text-align: center;">2% 63% 30% . .</p>
1	D	547	<div style="display: flex; align-items: center;"> <div style="width: 0%; height: 10px; background-color: red; margin-right: 2px;"></div> <div style="width: 65%; height: 10px; background-color: green; margin-right: 2px;"></div> <div style="width: 29%; height: 10px; background-color: yellow; margin-right: 2px;"></div> <div style="width: 6%; height: 10px; background-color: orange; margin-right: 2px;"></div> <div style="width: 0%; height: 10px; background-color: grey;"></div> </div> <p style="text-align: center;">0% 65% 29% . .</p>
1	E	547	<div style="display: flex; align-items: center;"> <div style="width: 0%; height: 10px; background-color: red; margin-right: 2px;"></div> <div style="width: 65%; height: 10px; background-color: green; margin-right: 2px;"></div> <div style="width: 28%; height: 10px; background-color: yellow; margin-right: 2px;"></div> <div style="width: 7%; height: 10px; background-color: orange; margin-right: 2px;"></div> <div style="width: 0%; height: 10px; background-color: grey;"></div> </div> <p style="text-align: center;">0% 65% 28% . .</p>

Continued on next page...

Continued from previous page...

Mol	Chain	Length	Quality of chain	
1	F	547	66%	27%
1	G	547	68%	26%
1	H	547	63%	31%
1	I	547	63%	31%
1	J	547	62%	33%
1	K	547	61%	33%
1	L	547	60%	33%
1	M	547	59%	35%
1	N	547	60%	33%

The following table lists non-polymeric compounds, carbohydrate monomers and non-standard residues in protein, DNA, RNA chains that are outliers for geometric or electron-density-fit criteria:

Mol	Type	Chain	Res	Chirality	Geometry	Clashes	Electron density
2	SO4	A	1115	-	-	-	X
2	SO4	B	1136	-	-	X	-
2	SO4	L	1117	-	-	-	X
4	MPD	N	1526	-	-	-	X

2 Entry composition [i](#)

There are 6 unique types of molecules in this entry. The entry contains 55301 atoms, of which 0 are hydrogens and 0 are deuteriums.

In the tables below, the ZeroOcc column contains the number of atoms modelled with zero occupancy, the AltConf column contains the number of residues with at least one atom in alternate conformation and the Trace column contains the number of residues modelled with at most 2 atoms.

- Molecule 1 is a protein called 60 kDa chaperonin.

Mol	Chain	Residues	Atoms					ZeroOcc	AltConf	Trace
			Total	C	N	O	S			
1	A	524	3855	2397	665	773	20	0	0	0
1	B	524	3855	2397	665	773	20	0	0	0
1	C	524	3855	2397	665	773	20	0	0	0
1	D	524	3855	2397	665	773	20	0	0	0
1	E	524	3855	2397	665	773	20	0	0	0
1	F	524	3855	2397	665	773	20	0	0	0
1	G	524	3855	2397	665	773	20	0	0	0
1	H	524	3855	2397	665	773	20	0	0	0
1	I	524	3855	2397	665	773	20	0	0	0
1	J	524	3855	2397	665	773	20	0	0	0
1	K	524	3855	2397	665	773	20	0	0	0
1	L	524	3855	2397	665	773	20	0	0	0
1	M	524	3855	2397	665	773	20	0	0	0
1	N	524	3855	2397	665	773	20	0	0	0

- Molecule 2 is SULFATE ION (three-letter code: SO4) (formula: O₄S).



Mol	Chain	Residues	Atoms	ZeroOcc	AltConf
2	A	1	Total O S 5 4 1	0	0
2	A	1	Total O S 5 4 1	0	0
2	A	1	Total O S 5 4 1	0	0
2	A	1	Total O S 5 4 1	0	0
2	B	1	Total O S 5 4 1	0	0
2	B	1	Total O S 5 4 1	0	0
2	B	1	Total O S 5 4 1	0	0
2	B	1	Total O S 5 4 1	0	0
2	B	1	Total O S 5 4 1	0	0
2	C	1	Total O S 5 4 1	0	0
2	C	1	Total O S 5 4 1	0	0
2	C	1	Total O S 5 4 1	0	0
2	C	1	Total O S 5 4 1	0	0
2	D	1	Total O S 5 4 1	0	0

Continued on next page...

Continued from previous page...

Mol	Chain	Residues	Atoms			ZeroOcc	AltConf
2	D	1	Total 5	O 4	S 1	0	0
2	D	1	Total 5	O 4	S 1	0	0
2	D	1	Total 5	O 4	S 1	0	0
2	D	1	Total 5	O 4	S 1	0	0
2	E	1	Total 5	O 4	S 1	0	0
2	E	1	Total 5	O 4	S 1	0	0
2	F	1	Total 5	O 4	S 1	0	0
2	F	1	Total 5	O 4	S 1	0	0
2	G	1	Total 5	O 4	S 1	0	0
2	G	1	Total 5	O 4	S 1	0	0
2	G	1	Total 5	O 4	S 1	0	0
2	H	1	Total 5	O 4	S 1	0	0
2	H	1	Total 5	O 4	S 1	0	0
2	H	1	Total 5	O 4	S 1	0	0
2	I	1	Total 5	O 4	S 1	0	0
2	I	1	Total 5	O 4	S 1	0	0
2	J	1	Total 5	O 4	S 1	0	0
2	J	1	Total 5	O 4	S 1	0	0
2	J	1	Total 5	O 4	S 1	0	0
2	J	1	Total 5	O 4	S 1	0	0
2	K	1	Total 5	O 4	S 1	0	0

Continued on next page...

Continued from previous page...

Mol	Chain	Residues	Atoms	ZeroOcc	AltConf
2	K	1	Total O S 5 4 1	0	0
2	L	1	Total O S 5 4 1	0	0
2	L	1	Total O S 5 4 1	0	0
2	M	1	Total O S 5 4 1	0	0
2	M	1	Total O S 5 4 1	0	0
2	M	1	Total O S 5 4 1	0	0
2	N	1	Total O S 5 4 1	0	0
2	N	1	Total O S 5 4 1	0	0

- Molecule 3 is POTASSIUM ION (three-letter code: K) (formula: K).

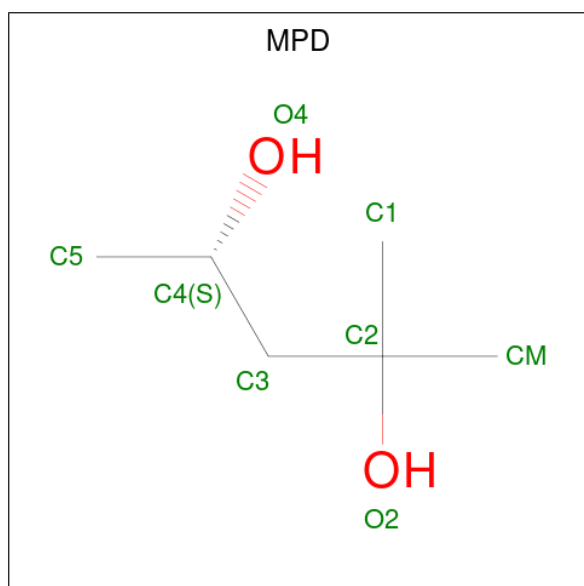
Mol	Chain	Residues	Atoms	ZeroOcc	AltConf
3	A	1	Total K 1 1	0	0
3	B	1	Total K 1 1	0	0
3	C	1	Total K 1 1	0	0
3	D	1	Total K 1 1	0	0
3	E	1	Total K 1 1	0	0
3	F	1	Total K 1 1	0	0
3	G	1	Total K 1 1	0	0
3	H	1	Total K 1 1	0	0
3	I	1	Total K 1 1	0	0
3	J	1	Total K 1 1	0	0
3	K	1	Total K 1 1	0	0

Continued on next page...

Continued from previous page...

Mol	Chain	Residues	Atoms	ZeroOcc	AltConf
3	L	1	Total K 1 1	0	0
3	M	1	Total K 1 1	0	0
3	N	1	Total K 1 1	0	0

- Molecule 4 is (4S)-2-METHYL-2,4-PENTANEDIOL (three-letter code: MPD) (formula: C₆H₁₄O₂).



Mol	Chain	Residues	Atoms	ZeroOcc	AltConf
4	A	1	Total C O 8 6 2	0	0
4	A	1	Total C O 8 6 2	0	0
4	B	1	Total C O 8 6 2	0	0
4	B	1	Total C O 8 6 2	0	0
4	B	1	Total C O 8 6 2	0	0
4	B	1	Total C O 8 6 2	0	0
4	C	1	Total C O 8 6 2	0	0
4	D	1	Total C O 8 6 2	0	0

Continued on next page...

Continued from previous page...

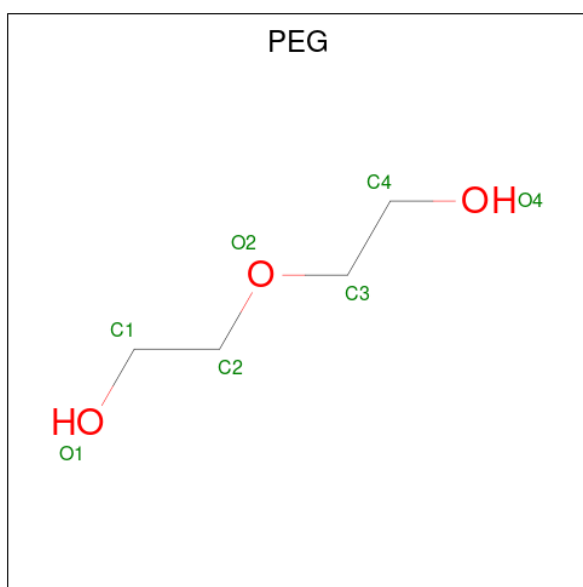
Mol	Chain	Residues	Atoms			ZeroOcc	AltConf
4	E	1	Total	C	O	0	0
			8	6	2		
4	E	1	Total	C	O	0	0
			8	6	2		
4	E	1	Total	C	O	0	0
			8	6	2		
4	E	1	Total	C	O	0	0
			8	6	2		
4	F	1	Total	C	O	0	0
			8	6	2		
4	F	1	Total	C	O	0	0
			8	6	2		
4	F	1	Total	C	O	0	0
			8	6	2		
4	G	1	Total	C	O	0	0
			8	6	2		
4	G	1	Total	C	O	0	0
			8	6	2		
4	H	1	Total	C	O	0	0
			8	6	2		
4	H	1	Total	C	O	0	0
			8	6	2		
4	I	1	Total	C	O	0	0
			8	6	2		
4	I	1	Total	C	O	0	0
			8	6	2		
4	I	1	Total	C	O	0	0
			8	6	2		
4	J	1	Total	C	O	0	0
			8	6	2		
4	K	1	Total	C	O	0	0
			8	6	2		
4	K	1	Total	C	O	0	0
			8	6	2		
4	L	1	Total	C	O	0	0
			8	6	2		
4	M	1	Total	C	O	0	0
			8	6	2		
4	N	1	Total	C	O	0	0
			8	6	2		

Continued on next page...

Continued from previous page...

Mol	Chain	Residues	Atoms			ZeroOcc	AltConf
4	N	1	Total	C	O	0	0
			8	6	2		
4	N	1	Total	C	O	0	0
			8	6	2		

- Molecule 5 is DI(HYDROXYETHYL)ETHER (three-letter code: PEG) (formula: C₄H₁₀O₃).



Mol	Chain	Residues	Atoms			ZeroOcc	AltConf
5	E	1	Total	C	O	0	0
			7	4	3		

- Molecule 6 is water.

Mol	Chain	Residues	Atoms		ZeroOcc	AltConf
6	A	60	Total	O	0	0
			60	60		
6	B	76	Total	O	0	0
			76	76		
6	C	55	Total	O	0	0
			55	55		
6	D	79	Total	O	0	0
			79	79		
6	E	64	Total	O	0	0
			64	64		
6	F	65	Total	O	0	0
			65	65		

Continued on next page...

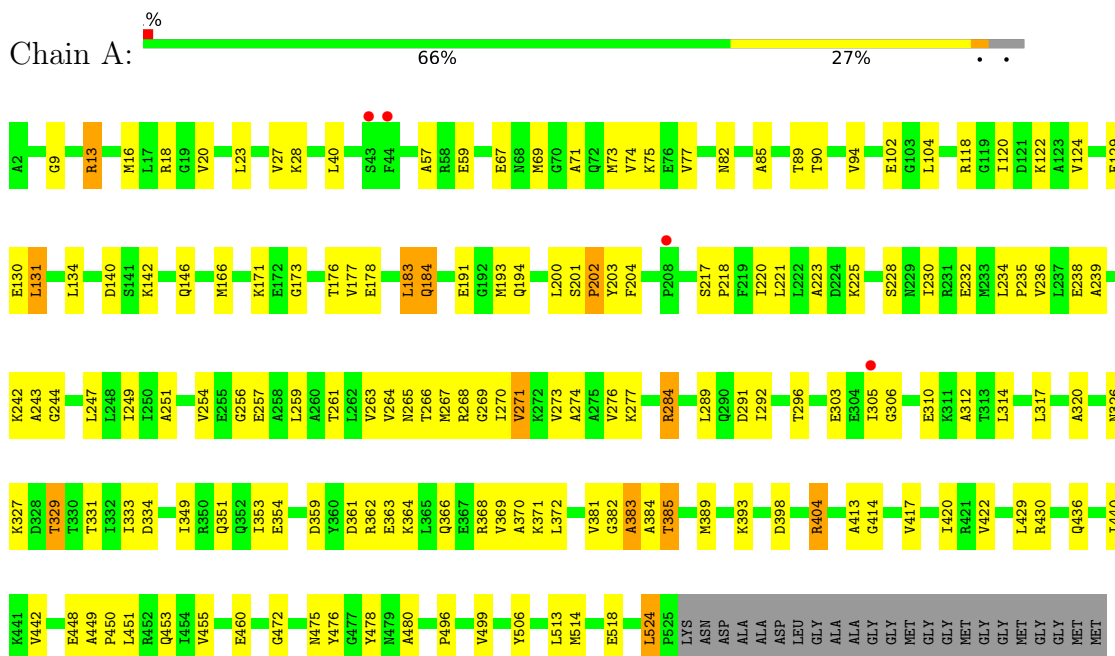
Continued from previous page...

Mol	Chain	Residues	Atoms	ZeroOcc	AltConf
6	G	84	Total O 84 84	0	0
6	H	61	Total O 61 61	0	0
6	I	63	Total O 63 63	0	0
6	J	45	Total O 45 45	0	0
6	K	52	Total O 52 52	0	0
6	L	32	Total O 32 32	0	0
6	M	49	Total O 49 49	0	0
6	N	62	Total O 62 62	0	0

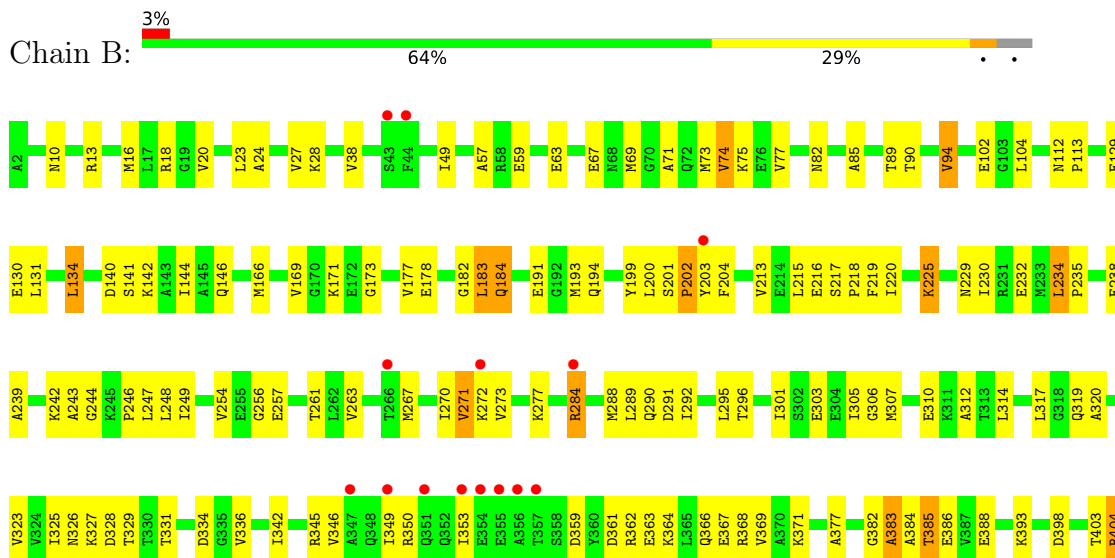
3 Residue-property plots

These plots are drawn for all protein, RNA, DNA and oligosaccharide chains in the entry. The first graphic for a chain summarises the proportions of the various outlier classes displayed in the second graphic. The second graphic shows the sequence view annotated by issues in geometry and electron density. Residues are color-coded according to the number of geometric quality criteria for which they contain at least one outlier: green = 0, yellow = 1, orange = 2 and red = 3 or more. A red dot above a residue indicates a poor fit to the electron density ($RSRZ > 2$). Stretches of 2 or more consecutive residues without any outlier are shown as a green connector. Residues present in the sample, but not in the model, are shown in grey.

- Molecule 1: 60 kDa chaperonin

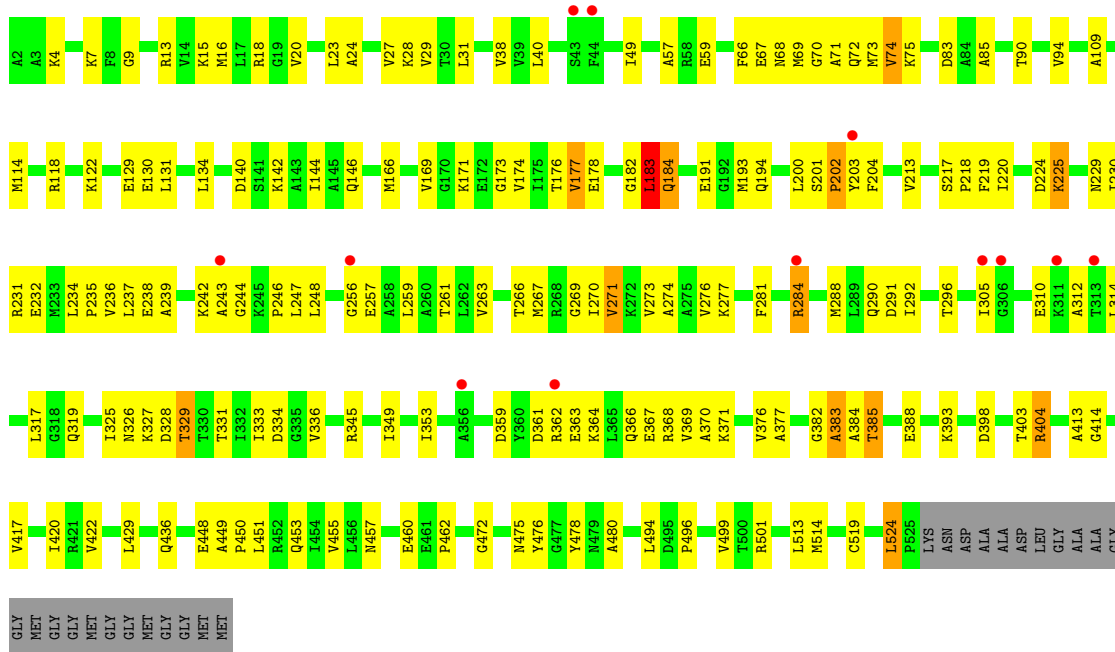


- Molecule 1: 60 kDa chaperonin

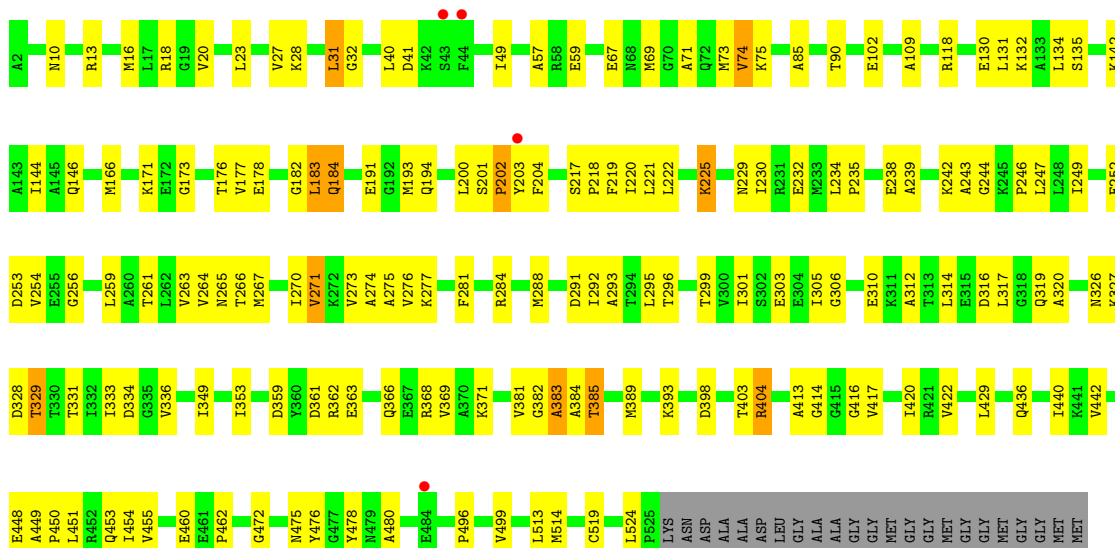




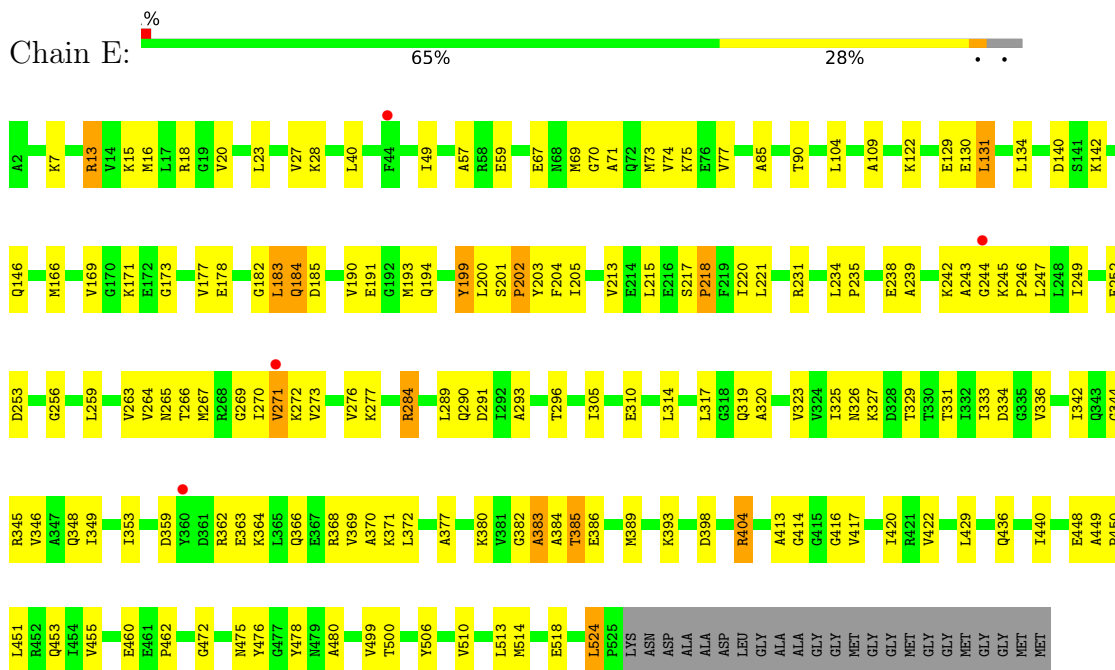
• Molecule 1: 60 kDa chaperonin



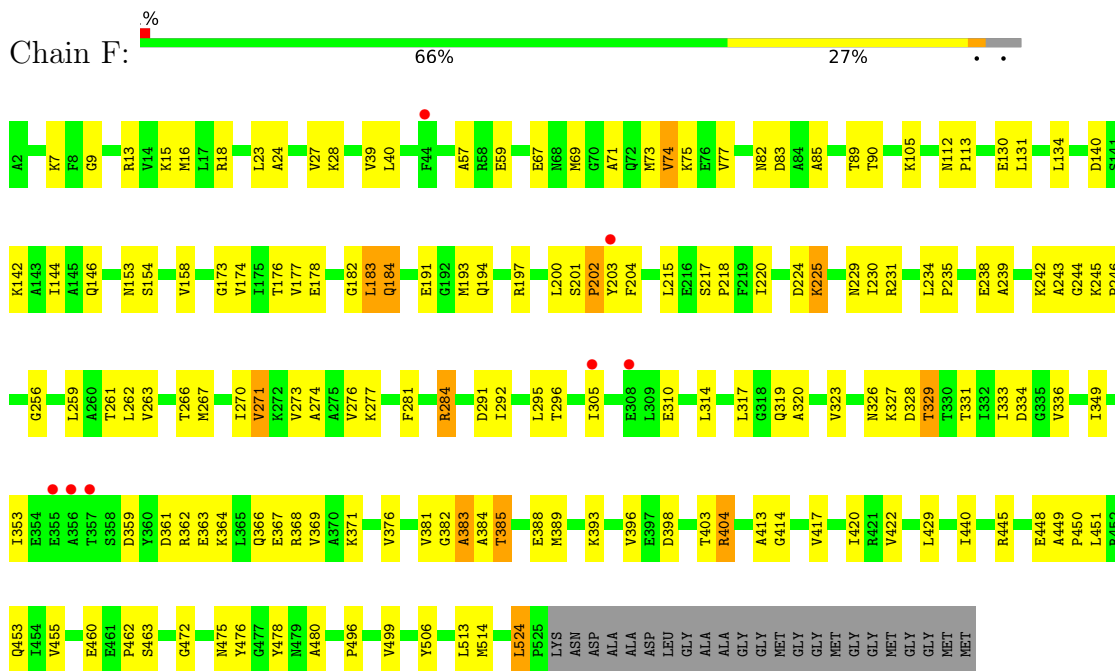
• Molecule 1: 60 kDa chaperonin



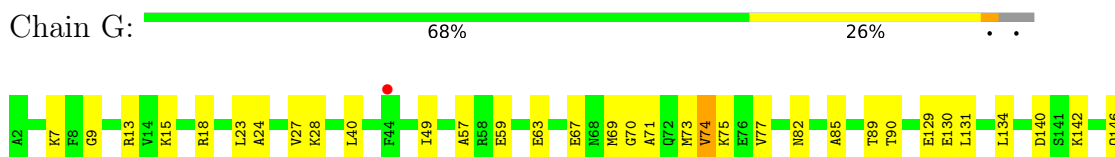
• Molecule 1: 60 kDa chaperonin

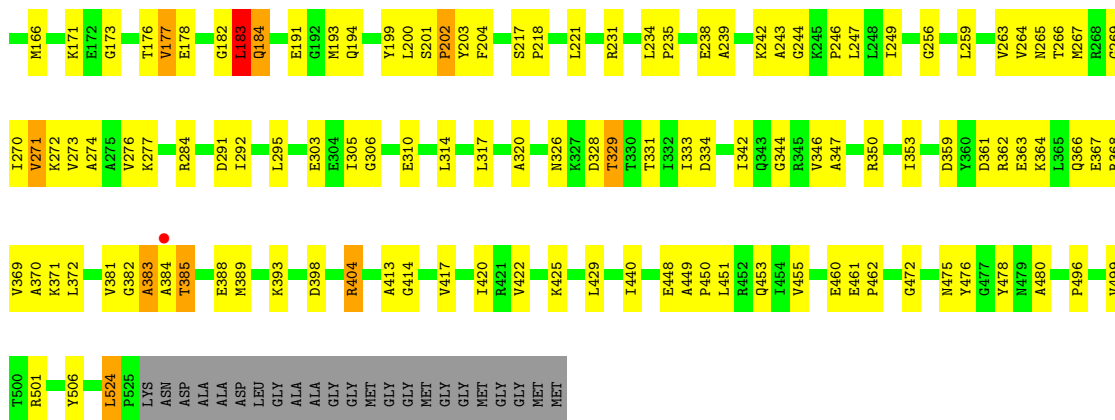


• Molecule 1: 60 kDa chaperonin

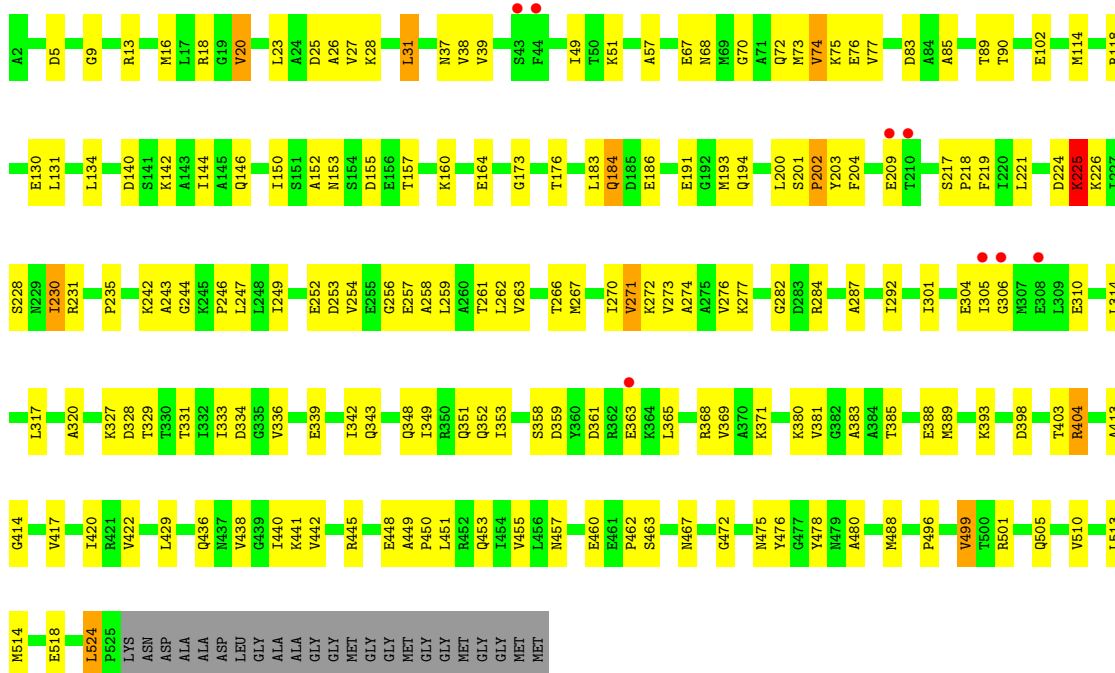


• Molecule 1: 60 kDa chaperonin

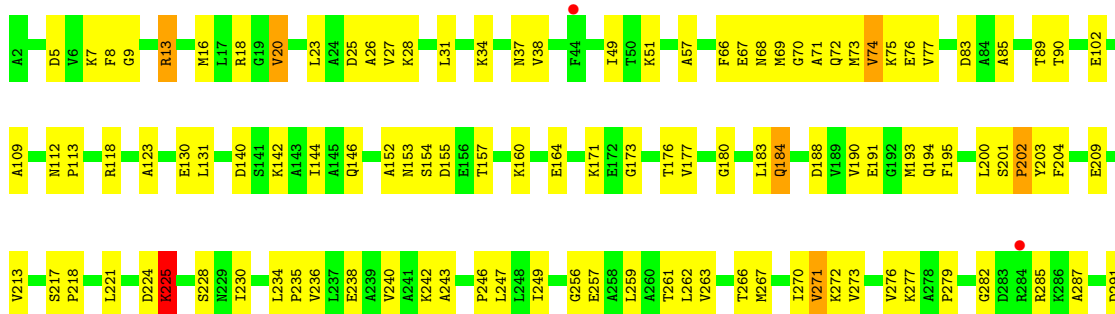


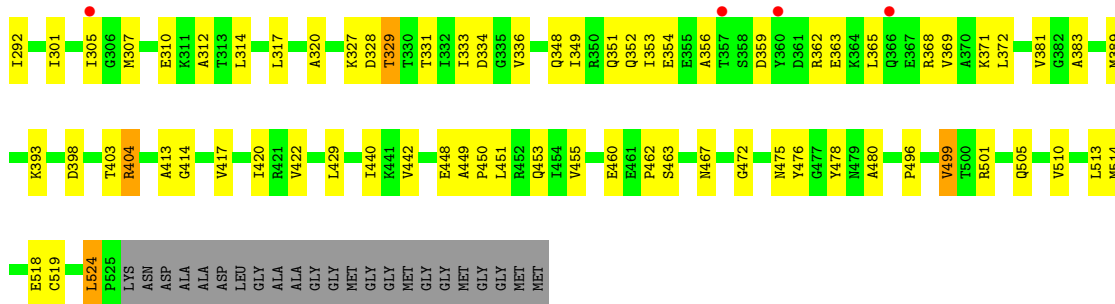


• Molecule 1: 60 kDa chaperonin

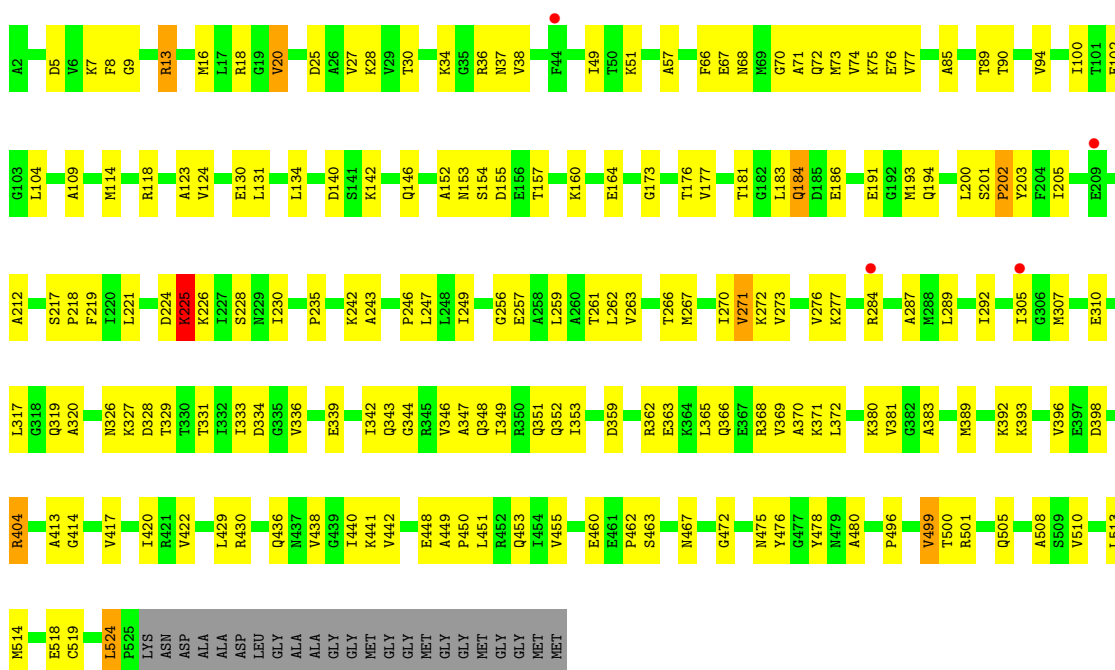


• Molecule 1: 60 kDa chaperonin

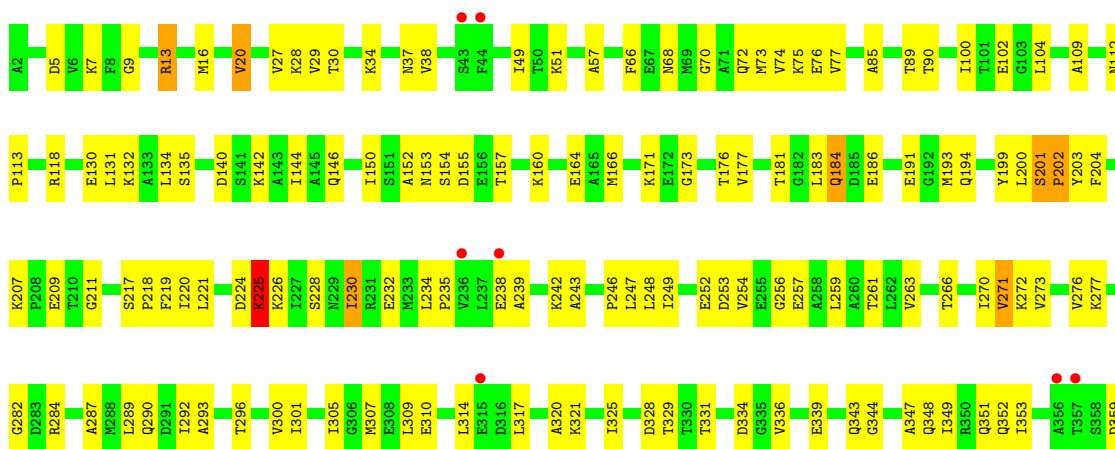


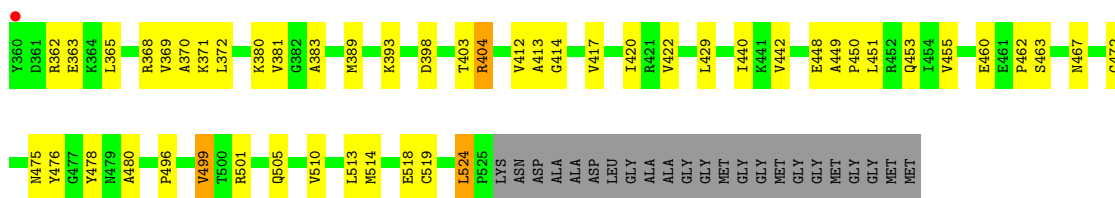


• Molecule 1: 60 kDa chaperonin

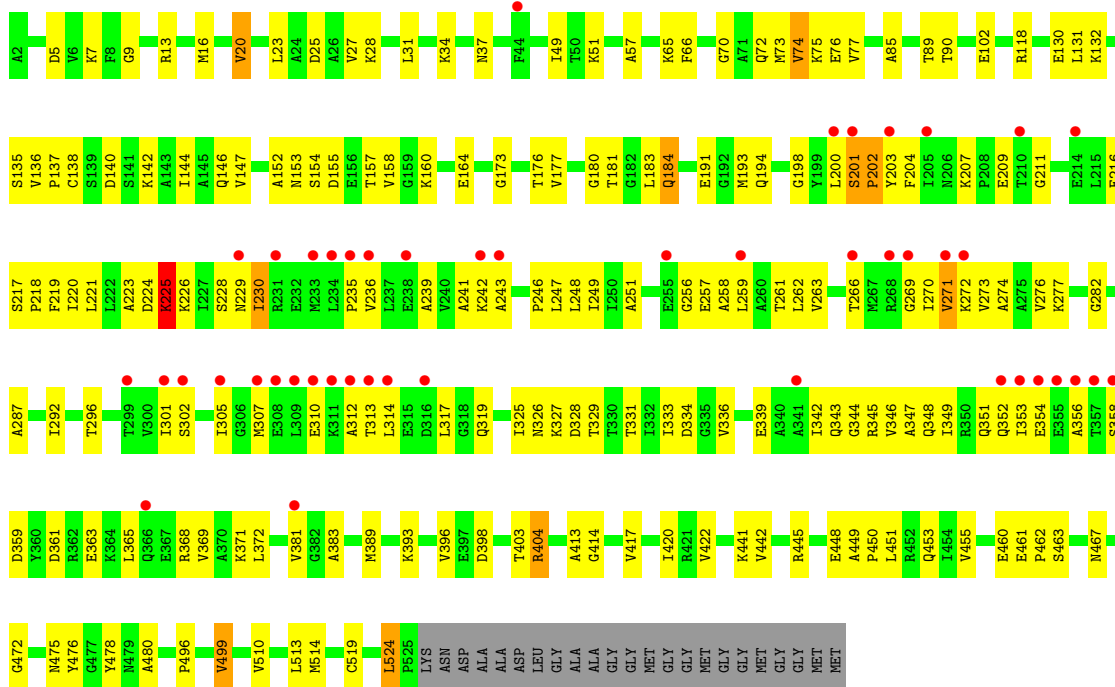


• Molecule 1: 60 kDa chaperonin

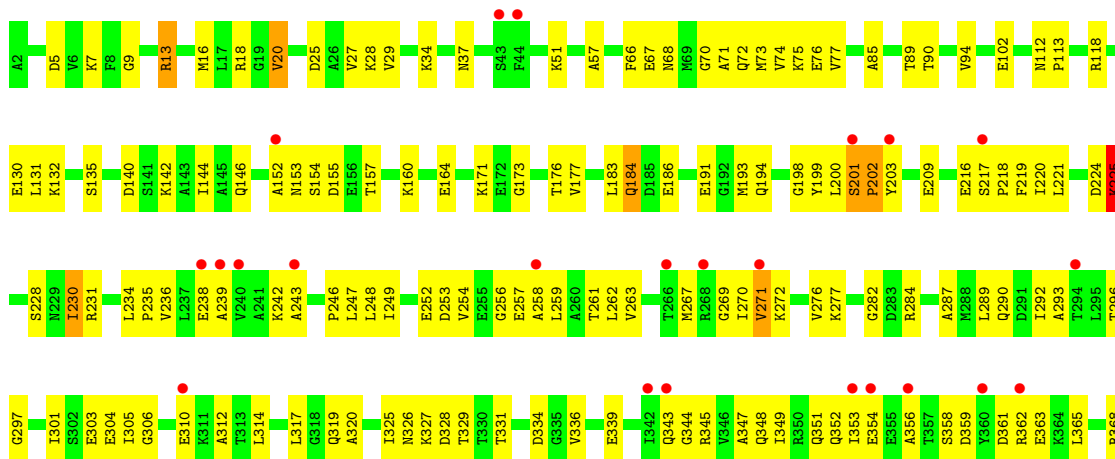


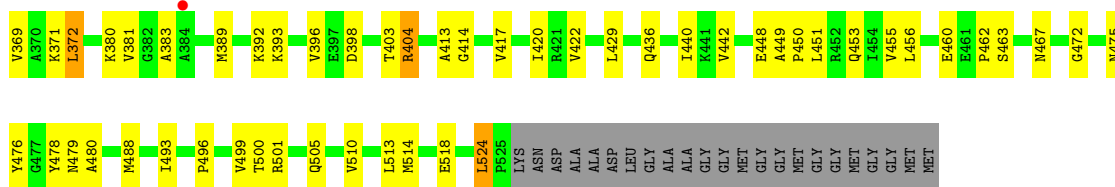


• Molecule 1: 60 kDa chaperonin

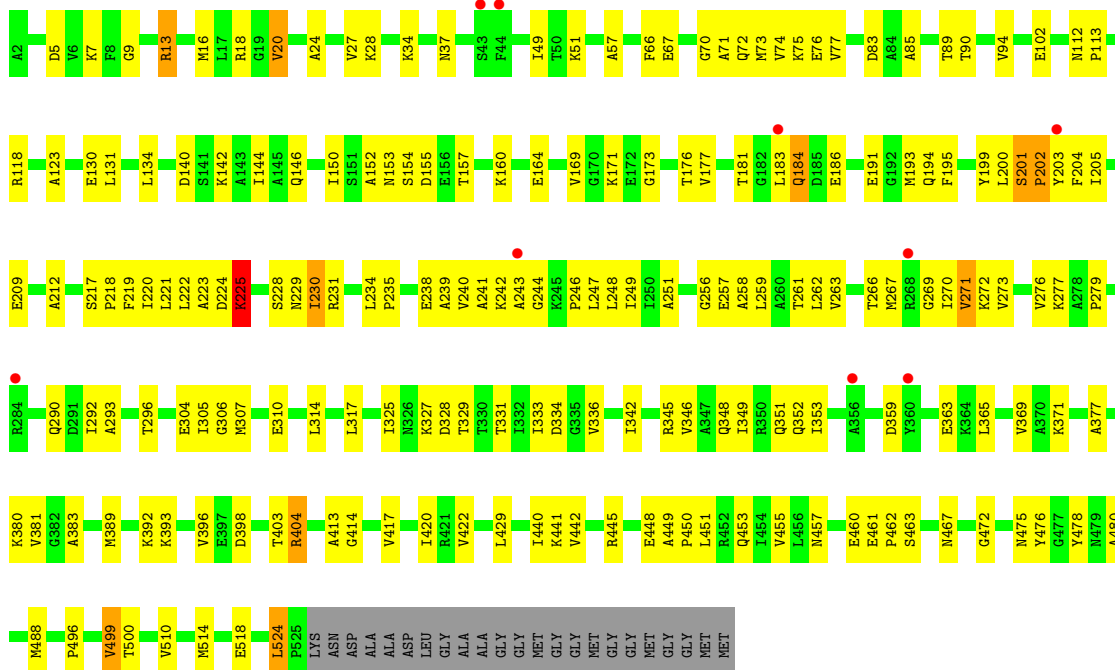


• Molecule 1: 60 kDa chaperonin





● Molecule 1: 60 kDa chaperonin



4 Data and refinement statistics

Property	Value	Source
Space group	P 21 21 21	Depositor
Cell constants a, b, c, α , β , γ	262.80Å 283.60Å 135.72Å 90.00° 90.00° 90.00°	Depositor
Resolution (Å)	33.71 – 2.92 33.65 – 2.92	Depositor EDS
% Data completeness (in resolution range)	83.8 (33.71-2.92) 83.9 (33.65-2.92)	Depositor EDS
R_{merge}	(Not available)	Depositor
R_{sym}	0.04	Depositor
$\langle I/\sigma(I) \rangle$ ¹	5.43 (at 2.90Å)	Xtrriage
Refinement program	CNS 1.1	Depositor
R, R_{free}	0.203 , 0.235 0.197 , 0.228	Depositor DCC
R_{free} test set	18290 reflections (9.93%)	wwPDB-VP
Wilson B-factor (Å ²)	53.1	Xtrriage
Anisotropy	0.625	Xtrriage
Bulk solvent k_{sol} (e/Å ³), B_{sol} (Å ²)	0.31 , 42.3	EDS
L-test for twinning ²	$\langle L \rangle = 0.49$, $\langle L^2 \rangle = 0.32$	Xtrriage
Estimated twinning fraction	No twinning to report.	Xtrriage
F_o, F_c correlation	0.93	EDS
Total number of atoms	55301	wwPDB-VP
Average B, all atoms (Å ²)	48.0	wwPDB-VP

Xtrriage's analysis on translational NCS is as follows: *The largest off-origin peak in the Patterson function is 3.30% of the height of the origin peak. No significant pseudotranslation is detected.*

¹Intensities estimated from amplitudes.

²Theoretical values of $\langle |L| \rangle$, $\langle L^2 \rangle$ for acentric reflections are 0.5, 0.333 respectively for untwinned datasets, and 0.375, 0.2 for perfectly twinned datasets.

5 Model quality i

5.1 Standard geometry i

Bond lengths and bond angles in the following residue types are not validated in this section: MPD, SO4, PEG, K

The Z score for a bond length (or angle) is the number of standard deviations the observed value is removed from the expected value. A bond length (or angle) with $|Z| > 5$ is considered an outlier worth inspection. RMSZ is the root-mean-square of all Z scores of the bond lengths (or angles).

Mol	Chain	Bond lengths		Bond angles	
		RMSZ	# $ Z > 5$	RMSZ	# $ Z > 5$
1	A	0.40	0/3883	0.69	3/5243 (0.1%)
1	B	0.40	0/3883	0.64	2/5243 (0.0%)
1	C	0.39	0/3883	0.64	1/5243 (0.0%)
1	D	0.40	0/3883	0.64	3/5243 (0.1%)
1	E	0.39	0/3883	0.69	3/5243 (0.1%)
1	F	0.39	0/3883	0.64	2/5243 (0.0%)
1	G	0.40	0/3883	0.64	2/5243 (0.0%)
1	H	0.37	0/3883	0.66	3/5243 (0.1%)
1	I	0.37	0/3883	0.61	2/5243 (0.0%)
1	J	0.37	0/3883	0.61	2/5243 (0.0%)
1	K	0.37	0/3883	0.61	2/5243 (0.0%)
1	L	0.38	0/3883	0.66	3/5243 (0.1%)
1	M	0.37	0/3883	0.61	2/5243 (0.0%)
1	N	0.36	0/3883	0.60	2/5243 (0.0%)
All	All	0.38	0/54362	0.64	32/73402 (0.0%)

There are no bond length outliers.

All (32) bond angle outliers are listed below:

Mol	Chain	Res	Type	Atoms	Z	Observed(°)	Ideal(°)
1	E	13	ARG	NE-CZ-NH2	-14.67	112.97	120.30
1	H	13	ARG	NE-CZ-NH2	-14.55	113.03	120.30
1	A	13	ARG	NE-CZ-NH2	-13.99	113.31	120.30
1	E	13	ARG	NE-CZ-NH1	13.46	127.03	120.30
1	L	13	ARG	NE-CZ-NH2	-13.45	113.58	120.30
1	H	13	ARG	NE-CZ-NH1	13.21	126.91	120.30
1	L	13	ARG	NE-CZ-NH1	13.16	126.88	120.30
1	A	13	ARG	NE-CZ-NH1	12.65	126.63	120.30
1	H	13	ARG	CD-NE-CZ	6.64	132.89	123.60
1	L	13	ARG	CD-NE-CZ	6.52	132.72	123.60

Continued on next page...

Continued from previous page...

Mol	Chain	Res	Type	Atoms	Z	Observed(°)	Ideal(°)
1	J	13	ARG	NE-CZ-NH1	-6.38	117.11	120.30
1	N	13	ARG	NE-CZ-NH1	-6.35	117.12	120.30
1	C	13	ARG	NE-CZ-NH1	-6.34	117.13	120.30
1	E	13	ARG	CD-NE-CZ	6.03	132.05	123.60
1	B	13	ARG	NE-CZ-NH1	-5.97	117.31	120.30
1	K	13	ARG	NE-CZ-NH1	-5.84	117.38	120.30
1	F	13	ARG	NE-CZ-NH1	-5.82	117.39	120.30
1	A	13	ARG	CD-NE-CZ	5.64	131.50	123.60
1	I	13	ARG	NE-CZ-NH1	-5.54	117.53	120.30
1	M	13	ARG	NE-CZ-NH2	5.53	123.07	120.30
1	G	295	LEU	CA-CB-CG	5.51	127.98	115.30
1	M	13	ARG	NE-CZ-NH1	-5.50	117.55	120.30
1	N	13	ARG	NE-CZ-NH2	5.37	122.98	120.30
1	D	295	LEU	CA-CB-CG	5.35	127.61	115.30
1	J	13	ARG	NE-CZ-NH2	5.33	122.96	120.30
1	D	31	LEU	N-CA-C	5.31	125.34	111.00
1	K	13	ARG	NE-CZ-NH2	5.27	122.93	120.30
1	D	13	ARG	NE-CZ-NH1	-5.18	117.71	120.30
1	G	13	ARG	NE-CZ-NH1	-5.09	117.75	120.30
1	B	13	ARG	NE-CZ-NH2	5.04	122.82	120.30
1	I	13	ARG	NE-CZ-NH2	5.02	122.81	120.30
1	F	13	ARG	NE-CZ-NH2	5.01	122.81	120.30

There are no chirality outliers.

There are no planarity outliers.

5.2 Too-close contacts [i](#)

In the following table, the Non-H and H(model) columns list the number of non-hydrogen atoms and hydrogen atoms in the chain respectively. The H(added) column lists the number of hydrogen atoms added and optimized by MolProbity. The Clashes column lists the number of clashes within the asymmetric unit, whereas Symm-Clashes lists symmetry-related clashes.

Mol	Chain	Non-H	H(model)	H(added)	Clashes	Symm-Clashes
1	A	3855	0	3976	121	0
1	B	3855	0	3976	146	0
1	C	3855	0	3976	155	0
1	D	3855	0	3976	126	0
1	E	3855	0	3976	139	0
1	F	3855	0	3976	127	0
1	G	3855	0	3976	117	0

Continued on next page...

Continued from previous page...

Mol	Chain	Non-H	H(model)	H(added)	Clashes	Symm-Clashes
1	H	3855	0	3976	150	0
1	I	3855	0	3976	152	0
1	J	3855	0	3976	146	0
1	K	3855	0	3976	154	0
1	L	3855	0	3976	163	0
1	M	3855	0	3976	175	0
1	N	3855	0	3976	175	0
2	A	20	0	0	0	0
2	B	25	0	0	2	0
2	C	20	0	0	0	0
2	D	25	0	0	0	0
2	E	10	0	0	0	0
2	F	10	0	0	1	0
2	G	15	0	0	0	0
2	H	15	0	0	0	0
2	I	10	0	0	0	0
2	J	20	0	0	0	0
2	K	10	0	0	0	0
2	L	10	0	0	0	0
2	M	15	0	0	0	0
2	N	10	0	0	1	0
3	A	1	0	0	0	0
3	B	1	0	0	0	0
3	C	1	0	0	0	0
3	D	1	0	0	0	0
3	E	1	0	0	0	0
3	F	1	0	0	0	0
3	G	1	0	0	0	0
3	H	1	0	0	0	0
3	I	1	0	0	0	0
3	J	1	0	0	0	0
3	K	1	0	0	0	0
3	L	1	0	0	0	0
3	M	1	0	0	0	0
3	N	1	0	0	0	0
4	A	16	0	28	0	0
4	B	32	0	56	2	0
4	C	8	0	14	2	0
4	D	8	0	14	0	0
4	E	40	0	70	1	0
4	F	24	0	42	1	0
4	G	16	0	28	1	0

Continued on next page...

Continued from previous page...

Mol	Chain	Non-H	H(model)	H(added)	Clashes	Symm-Clashes
4	H	16	0	28	2	0
4	I	24	0	42	0	0
4	J	8	0	14	0	0
4	K	16	0	28	2	0
4	L	8	0	14	0	0
4	M	8	0	14	3	0
4	N	24	0	42	9	0
5	E	7	0	10	0	0
6	A	60	0	0	1	0
6	B	76	0	0	3	0
6	C	55	0	0	2	0
6	D	79	0	0	5	0
6	E	64	0	0	1	0
6	F	65	0	0	1	0
6	G	84	0	0	2	0
6	H	61	0	0	2	0
6	I	63	0	0	2	0
6	J	45	0	0	5	0
6	K	52	0	0	3	0
6	L	32	0	0	1	0
6	M	49	0	0	3	0
6	N	62	0	0	1	0
All	All	55301	0	56108	1943	0

The all-atom clashscore is defined as the number of clashes found per 1000 atoms (including hydrogen atoms). The all-atom clashscore for this structure is 18.

All (1943) close contacts within the same asymmetric unit are listed below, sorted by their clash magnitude.

Atom-1	Atom-2	Interatomic distance (Å)	Clash overlap (Å)
1:B:270:ILE:HG23	1:C:231:ARG:HH12	1.20	1.03
1:B:329:THR:HG22	6:B:3165:HOH:O	1.60	1.01
1:D:242:LYS:HG2	1:E:231:ARG:NH2	1.78	0.97
1:B:326:ASN:HD22	1:B:329:THR:HB	1.31	0.94
1:K:272:LYS:NZ	1:L:229:ASN:HD21	1.65	0.94
1:E:270:ILE:HG23	1:F:231:ARG:HH12	1.33	0.93
1:M:235:PRO:HG3	1:M:310:GLU:HA	1.51	0.92
1:C:176:THR:HG21	1:C:333:ILE:HD13	1.49	0.92
1:H:235:PRO:HG3	1:H:310:GLU:HA	1.53	0.89
1:E:270:ILE:HG23	1:F:231:ARG:NH1	1.88	0.87
1:K:235:PRO:HG3	1:K:310:GLU:HA	1.56	0.87

Continued on next page...

Continued from previous page...

Atom-1	Atom-2	Interatomic distance (Å)	Clash overlap (Å)
1:J:235:PRO:HG3	1:J:310:GLU:HA	1.57	0.87
1:L:235:PRO:HG3	1:L:310:GLU:HA	1.56	0.86
1:B:331:THR:HG22	6:B:3165:HOH:O	1.77	0.84
1:I:183:LEU:O	1:I:184:GLN:HB2	1.77	0.83
1:M:290:GLN:HG3	6:M:3113:HOH:O	1.77	0.83
1:N:235:PRO:HG3	1:N:310:GLU:HA	1.60	0.82
1:K:183:LEU:O	1:K:184:GLN:HB2	1.77	0.82
1:M:85:ALA:HB1	1:M:499:VAL:HG12	1.61	0.82
1:J:183:LEU:O	1:J:184:GLN:HB2	1.80	0.82
1:G:176:THR:HG21	1:G:333:ILE:HD13	1.60	0.81
1:M:34:LYS:HE2	1:N:118:ARG:HH22	1.45	0.81
1:H:176:THR:HG21	1:H:333:ILE:HD13	1.61	0.81
1:B:239:ALA:HB1	1:B:314:LEU:HG	1.63	0.81
1:J:85:ALA:HB1	1:J:499:VAL:HG12	1.62	0.80
1:B:270:ILE:HG23	1:C:231:ARG:NH1	1.97	0.80
1:H:183:LEU:O	1:H:184:GLN:HB2	1.82	0.80
1:C:239:ALA:HB1	1:C:314:LEU:HG	1.63	0.79
1:F:235:PRO:HG3	1:F:310:GLU:HA	1.64	0.79
1:G:235:PRO:HG3	1:G:310:GLU:HA	1.62	0.78
1:M:183:LEU:O	1:M:184:GLN:HB2	1.81	0.78
1:M:272:LYS:NZ	1:N:229:ASN:ND2	2.30	0.78
1:N:183:LEU:O	1:N:184:GLN:HB2	1.82	0.78
1:G:27:VAL:HG12	1:G:90:THR:HG23	1.66	0.78
1:L:85:ALA:HB1	1:L:499:VAL:HG12	1.63	0.78
1:H:85:ALA:HB1	1:H:499:VAL:HG12	1.64	0.78
1:L:183:LEU:O	1:L:184:GLN:HB2	1.82	0.78
1:I:235:PRO:HG3	1:I:310:GLU:HA	1.64	0.78
1:A:184:GLN:H	1:A:382:GLY:HA3	1.49	0.78
1:I:85:ALA:HB1	1:I:499:VAL:HG12	1.63	0.78
1:N:85:ALA:HB1	1:N:499:VAL:HG12	1.66	0.77
1:C:235:PRO:HG3	1:C:310:GLU:HA	1.65	0.77
1:L:272:LYS:NZ	1:M:228:SER:HB3	2.00	0.77
1:K:200:LEU:HD21	1:K:277:LYS:HG3	1.65	0.77
1:J:218:PRO:HB3	1:J:246:PRO:HG2	1.67	0.77
1:E:200:LEU:HD21	1:E:277:LYS:HG3	1.67	0.76
1:L:228:SER:O	1:L:257:GLU:HB3	1.84	0.76
1:E:27:VAL:HG12	1:E:90:THR:HG23	1.66	0.76
1:K:85:ALA:HB1	1:K:499:VAL:HG12	1.66	0.76
1:J:413:ALA:HB2	1:J:475:ASN:HD22	1.51	0.76
1:D:184:GLN:H	1:D:382:GLY:HA3	1.51	0.75
1:E:184:GLN:H	1:E:382:GLY:HA3	1.50	0.75

Continued on next page...

Continued from previous page...

Atom-1	Atom-2	Interatomic distance (Å)	Clash overlap (Å)
1:J:200:LEU:HD21	1:J:277:LYS:HG3	1.68	0.75
1:F:404:ARG:HG2	1:F:404:ARG:HH11	1.50	0.75
1:N:445:ARG:HH22	4:N:1515:MPD:H12	1.51	0.75
1:M:218:PRO:HB3	1:M:246:PRO:HG2	1.68	0.74
1:N:200:LEU:HD21	1:N:277:LYS:HG3	1.67	0.74
1:B:184:GLN:H	1:B:382:GLY:HA3	1.52	0.74
1:C:404:ARG:HG2	1:C:404:ARG:HH11	1.52	0.74
1:J:183:LEU:HD13	1:J:184:GLN:HG3	1.69	0.74
1:B:272:LYS:HZ1	1:C:229:ASN:HD22	1.35	0.74
1:H:183:LEU:HD13	1:H:184:GLN:HG3	1.68	0.74
1:L:176:THR:HG21	1:L:333:ILE:HD13	1.69	0.74
1:F:176:THR:HG21	1:F:333:ILE:HD13	1.70	0.74
1:G:200:LEU:HD21	1:G:277:LYS:HG3	1.70	0.74
1:G:234:LEU:O	1:G:238:GLU:HG3	1.88	0.74
1:I:183:LEU:HD13	1:I:184:GLN:HG3	1.70	0.74
1:G:359:ASP:O	1:G:363:GLU:HG3	1.88	0.74
1:M:413:ALA:H	1:M:475:ASN:ND2	1.86	0.74
1:H:404:ARG:HG2	1:H:404:ARG:HH11	1.51	0.73
1:C:326:ASN:HD22	1:C:329:THR:HB	1.53	0.73
1:E:314:LEU:HD23	1:E:317:LEU:HD22	1.70	0.73
1:F:57:ALA:O	1:F:75:LYS:HE3	1.87	0.73
1:D:359:ASP:O	1:D:363:GLU:HG3	1.89	0.73
1:F:184:GLN:H	1:F:382:GLY:HA3	1.53	0.73
1:A:230:ILE:HD13	1:A:261:THR:HG21	1.69	0.73
1:F:27:VAL:HG12	1:F:90:THR:HG23	1.69	0.73
1:G:183:LEU:O	1:G:183:LEU:HD13	1.88	0.73
1:C:118:ARG:NH2	6:C:3133:HOH:O	2.21	0.73
1:K:272:LYS:HZ2	1:L:229:ASN:HD21	1.34	0.73
1:L:413:ALA:HB2	1:L:475:ASN:HD22	1.54	0.73
1:F:326:ASN:HD22	1:F:329:THR:HB	1.54	0.73
1:L:218:PRO:HB3	1:L:246:PRO:HG2	1.71	0.73
1:K:413:ALA:HB2	1:K:475:ASN:HD22	1.54	0.72
1:E:131:LEU:HD13	1:E:422:VAL:HG21	1.70	0.72
1:J:404:ARG:HG2	1:J:404:ARG:HH11	1.54	0.72
1:N:445:ARG:HH22	4:N:1515:MPD:C1	2.02	0.72
1:B:218:PRO:HB3	1:B:246:PRO:HG2	1.71	0.72
1:N:183:LEU:HD13	1:N:184:GLN:HG3	1.70	0.72
1:K:272:LYS:NZ	1:L:229:ASN:ND2	2.37	0.72
1:C:27:VAL:HG12	1:C:90:THR:HG23	1.71	0.72
1:J:284:ARG:NH2	6:J:3072:HOH:O	2.23	0.72
1:B:272:LYS:NZ	1:C:229:ASN:HD22	1.88	0.71

Continued on next page...

Continued from previous page...

Atom-1	Atom-2	Interatomic distance (Å)	Clash overlap (Å)
1:L:219:PHE:HB3	1:L:317:LEU:HD23	1.71	0.71
1:N:176:THR:HG21	1:N:333:ILE:HD13	1.72	0.71
1:E:235:PRO:HG3	1:E:310:GLU:HA	1.72	0.71
1:H:413:ALA:HB2	1:H:475:ASN:HD22	1.55	0.71
1:A:449:ALA:HB3	1:A:450:PRO:HD3	1.71	0.71
1:L:404:ARG:HG2	1:L:404:ARG:HH11	1.54	0.71
1:A:183:LEU:O	1:A:183:LEU:HD13	1.89	0.71
1:H:247:LEU:HD21	1:H:249:ILE:HD11	1.71	0.71
1:J:224:ASP:O	1:J:225:LYS:HB3	1.90	0.71
1:C:184:GLN:H	1:C:382:GLY:HA3	1.56	0.71
1:E:239:ALA:HB1	1:E:314:LEU:HG	1.72	0.71
1:F:105:LYS:HA	4:F:1522:MPD:HM2	1.73	0.71
1:A:200:LEU:HD21	1:A:277:LYS:HG3	1.71	0.71
1:I:359:ASP:O	1:I:363:GLU:HG2	1.89	0.71
1:I:131:LEU:HD13	1:I:422:VAL:HG21	1.72	0.71
1:M:228:SER:O	1:M:257:GLU:HB3	1.91	0.71
1:G:57:ALA:O	1:G:75:LYS:HE3	1.91	0.71
1:G:184:GLN:H	1:G:382:GLY:HA3	1.56	0.71
1:J:160:LYS:O	1:J:164:GLU:HG3	1.91	0.71
1:K:228:SER:O	1:K:257:GLU:HB3	1.91	0.71
1:N:359:ASP:O	1:N:363:GLU:HG2	1.91	0.70
1:A:235:PRO:HG3	1:A:310:GLU:HA	1.71	0.70
1:H:200:LEU:HD21	1:H:277:LYS:HG3	1.71	0.70
1:B:27:VAL:HG12	1:B:90:THR:HG23	1.72	0.70
1:J:348:GLN:O	1:J:352:GLN:HG2	1.92	0.70
1:K:420:ILE:HG13	1:K:448:GLU:HG2	1.72	0.70
1:G:420:ILE:HG13	1:G:448:GLU:HG2	1.74	0.70
1:H:449:ALA:HB3	1:H:450:PRO:HD3	1.74	0.70
1:G:291:ASP:OD2	1:G:368:ARG:HD2	1.91	0.70
1:F:242:LYS:HG2	1:G:231:ARG:NH2	2.07	0.70
1:G:239:ALA:HB1	1:G:314:LEU:HG	1.73	0.70
1:I:404:ARG:HG2	1:I:404:ARG:HH11	1.55	0.70
1:D:27:VAL:HG12	1:D:90:THR:HG23	1.73	0.70
1:N:420:ILE:HG13	1:N:448:GLU:HG2	1.74	0.70
1:D:176:THR:HG21	1:D:333:ILE:HD13	1.73	0.69
1:B:291:ASP:OD2	1:B:368:ARG:HD2	1.92	0.69
1:B:362:ARG:HG2	1:B:366:GLN:NE2	2.07	0.69
1:K:219:PHE:HB3	1:K:317:LEU:HD23	1.72	0.69
1:M:131:LEU:HD13	1:M:422:VAL:HG21	1.74	0.69
1:A:27:VAL:HG12	1:A:90:THR:HG23	1.74	0.69
1:K:348:GLN:O	1:K:352:GLN:HG2	1.92	0.69

Continued on next page...

Continued from previous page...

Atom-1	Atom-2	Interatomic distance (Å)	Clash overlap (Å)
1:A:420:ILE:HG13	1:A:448:GLU:HG2	1.72	0.69
1:N:131:LEU:HD13	1:N:422:VAL:HG21	1.75	0.69
1:N:193:MET:HG3	1:N:371:LYS:HB3	1.73	0.69
1:N:413:ALA:HB2	1:N:475:ASN:HD22	1.56	0.69
1:D:200:LEU:HD21	1:D:277:LYS:HG3	1.74	0.69
1:E:404:ARG:HG2	1:E:404:ARG:HH11	1.58	0.69
1:K:183:LEU:HD13	1:K:184:GLN:HG3	1.75	0.69
1:M:183:LEU:HD13	1:M:184:GLN:HG3	1.73	0.69
1:M:413:ALA:HB2	1:M:475:ASN:HD22	1.56	0.69
1:B:385:THR:H	1:C:281:PHE:HE1	1.38	0.69
1:I:413:ALA:H	1:I:475:ASN:ND2	1.89	0.69
1:C:183:LEU:HD13	1:C:183:LEU:O	1.93	0.69
1:F:404:ARG:HG2	1:F:404:ARG:NH1	2.07	0.69
1:F:420:ILE:HG13	1:F:448:GLU:HG2	1.74	0.69
1:D:183:LEU:O	1:D:183:LEU:HD13	1.92	0.69
1:L:27:VAL:HG12	1:L:90:THR:HG23	1.74	0.69
1:M:29:VAL:HG12	4:M:1518:MPD:H12	1.75	0.69
1:I:193:MET:HE2	1:I:292:ILE:HG12	1.75	0.68
1:K:404:ARG:HG2	1:K:404:ARG:HH11	1.59	0.68
1:M:270:ILE:HG23	1:N:231:ARG:NH1	2.07	0.68
1:M:272:LYS:NZ	1:N:229:ASN:HD22	1.89	0.68
1:C:383:ALA:O	1:C:384:ALA:HB3	1.93	0.68
1:F:384:ALA:O	1:F:385:THR:HG23	1.93	0.68
1:I:176:THR:HG21	1:I:333:ILE:HD13	1.74	0.68
1:H:420:ILE:HG13	1:H:448:GLU:HG2	1.76	0.68
1:L:287:ALA:HB1	1:L:368:ARG:NH1	2.08	0.68
1:C:242:LYS:C	1:C:244:GLY:H	1.97	0.68
1:E:57:ALA:O	1:E:75:LYS:HE3	1.93	0.68
1:I:218:PRO:HB3	1:I:246:PRO:HG2	1.75	0.68
1:B:272:LYS:NZ	1:C:229:ASN:ND2	2.41	0.68
1:N:404:ARG:HG2	1:N:404:ARG:HH11	1.59	0.68
1:H:404:ARG:HG2	1:H:404:ARG:NH1	2.08	0.68
1:H:413:ALA:H	1:H:475:ASN:ND2	1.91	0.68
1:I:413:ALA:HB2	1:I:475:ASN:HD22	1.59	0.68
1:J:176:THR:HG21	1:J:333:ILE:HD13	1.74	0.68
1:L:413:ALA:H	1:L:475:ASN:ND2	1.92	0.68
1:E:269:GLY:HA2	1:E:272:LYS:HZ2	1.57	0.68
1:I:420:ILE:HG13	1:I:448:GLU:HG2	1.76	0.68
1:J:202:PRO:O	1:J:203:TYR:HB2	1.93	0.68
1:J:359:ASP:O	1:J:363:GLU:HG2	1.94	0.68
1:K:413:ALA:H	1:K:475:ASN:ND2	1.91	0.68

Continued on next page...

Continued from previous page...

Atom-1	Atom-2	Interatomic distance (Å)	Clash overlap (Å)
1:N:83:ASP:OD2	1:N:327:LYS:HD2	1.93	0.68
1:B:420:ILE:HG13	1:B:448:GLU:HG2	1.75	0.68
1:M:200:LEU:HD21	1:M:277:LYS:HG3	1.76	0.68
1:B:359:ASP:HA	1:B:362:ARG:NH1	2.09	0.68
1:K:455:VAL:HG13	1:K:460:GLU:HB2	1.76	0.68
1:D:57:ALA:O	1:D:75:LYS:HE3	1.94	0.67
1:E:291:ASP:OD2	1:E:368:ARG:HD2	1.93	0.67
1:N:413:ALA:H	1:N:475:ASN:ND2	1.92	0.67
1:D:326:ASN:HD22	1:D:329:THR:HB	1.59	0.67
1:J:455:VAL:HG13	1:J:460:GLU:HB2	1.76	0.67
1:M:420:ILE:HG13	1:M:448:GLU:HG2	1.76	0.67
1:E:420:ILE:HG13	1:E:448:GLU:HG2	1.76	0.67
1:L:200:LEU:HD21	1:L:277:LYS:HG3	1.74	0.67
1:N:218:PRO:HB3	1:N:246:PRO:HG2	1.77	0.67
1:D:239:ALA:HB1	1:D:314:LEU:HG	1.76	0.67
1:F:202:PRO:O	1:F:203:TYR:HB2	1.93	0.67
1:J:352:GLN:HB2	1:J:365:LEU:HD13	1.77	0.67
1:M:142:LYS:O	1:M:146:GLN:HG3	1.94	0.67
1:D:235:PRO:HG3	1:D:310:GLU:HA	1.76	0.67
1:B:183:LEU:O	1:B:183:LEU:HD13	1.94	0.67
1:I:202:PRO:O	1:I:203:TYR:HB2	1.95	0.67
1:L:221:LEU:HD23	1:L:249:ILE:HD12	1.77	0.67
1:E:69:MET:O	1:E:73:MET:HG3	1.95	0.67
1:J:420:ILE:HG13	1:J:448:GLU:HG2	1.76	0.67
1:N:224:ASP:O	1:N:225:LYS:HB3	1.94	0.67
1:B:404:ARG:HG2	1:B:404:ARG:HH11	1.58	0.67
1:C:219:PHE:O	1:C:247:LEU:HD12	1.95	0.67
1:K:272:LYS:HZ3	1:L:229:ASN:HD21	1.42	0.67
1:M:272:LYS:HZ2	1:N:229:ASN:ND2	1.92	0.66
1:N:455:VAL:HG13	1:N:460:GLU:HB2	1.76	0.66
1:A:326:ASN:HD22	1:A:329:THR:HB	1.59	0.66
1:C:69:MET:O	1:C:73:MET:HG3	1.94	0.66
1:C:404:ARG:HG2	1:C:404:ARG:NH1	2.09	0.66
1:J:131:LEU:HD13	1:J:422:VAL:HG21	1.77	0.66
1:K:224:ASP:O	1:K:225:LYS:HB3	1.95	0.66
1:H:131:LEU:HD13	1:H:422:VAL:HG21	1.77	0.66
1:K:218:PRO:HB3	1:K:246:PRO:HG2	1.77	0.66
1:D:132:LYS:HE2	6:D:3055:HOH:O	1.95	0.66
1:G:69:MET:O	1:G:73:MET:HG3	1.96	0.66
1:D:234:LEU:O	1:D:238:GLU:HG3	1.96	0.66
1:H:202:PRO:O	1:H:203:TYR:HB2	1.94	0.66

Continued on next page...

Continued from previous page...

Atom-1	Atom-2	Interatomic distance (Å)	Clash overlap (Å)
1:A:247:LEU:HD21	1:A:249:ILE:HD11	1.77	0.66
1:B:202:PRO:O	1:B:204:PHE:N	2.28	0.66
1:E:142:LYS:O	1:E:146:GLN:HG3	1.95	0.66
1:F:291:ASP:OD2	1:F:368:ARG:HD2	1.96	0.66
1:H:194:GLN:O	1:H:371:LYS:HE3	1.95	0.66
1:H:348:GLN:O	1:H:352:GLN:HG2	1.95	0.66
1:I:5:ASP:HB2	1:I:524:LEU:HD12	1.77	0.66
1:K:359:ASP:O	1:K:363:GLU:HG2	1.96	0.66
1:L:224:ASP:O	1:L:225:LYS:HB3	1.95	0.66
1:M:348:GLN:O	1:M:352:GLN:HG2	1.96	0.66
1:D:420:ILE:HG13	1:D:448:GLU:HG2	1.77	0.66
1:G:404:ARG:HG2	1:G:404:ARG:HH11	1.60	0.66
1:K:284:ARG:NH2	6:K:3052:HOH:O	2.27	0.66
1:D:414:GLY:O	1:D:417:VAL:HG13	1.94	0.66
1:I:270:ILE:O	1:I:271:VAL:HB	1.95	0.66
1:L:230:ILE:HD13	1:L:261:THR:CG2	2.25	0.66
1:N:27:VAL:HG12	1:N:90:THR:HG23	1.78	0.66
1:D:247:LEU:HD21	1:D:249:ILE:HD11	1.77	0.66
1:E:183:LEU:O	1:E:183:LEU:HD13	1.95	0.66
1:A:404:ARG:HG2	1:A:404:ARG:HH11	1.61	0.65
1:C:31:LEU:HD13	1:C:90:THR:HG21	1.78	0.65
1:F:130:GLU:HB3	1:F:422:VAL:HG22	1.78	0.65
1:B:314:LEU:HD23	1:B:317:LEU:HD22	1.77	0.65
1:D:291:ASP:OD2	1:D:368:ARG:HD2	1.96	0.65
1:F:183:LEU:HD13	1:F:183:LEU:O	1.95	0.65
1:N:194:GLN:O	1:N:371:LYS:HE3	1.96	0.65
1:C:27:VAL:CG1	1:C:90:THR:HG23	2.26	0.65
1:C:420:ILE:HG13	1:C:448:GLU:HG2	1.79	0.65
1:E:218:PRO:HB3	1:E:246:PRO:HG2	1.77	0.65
1:H:455:VAL:HG13	1:H:460:GLU:HB2	1.78	0.65
1:I:200:LEU:HD21	1:I:277:LYS:HG3	1.77	0.65
1:L:455:VAL:HG13	1:L:460:GLU:HB2	1.78	0.65
1:A:142:LYS:O	1:A:146:GLN:HG3	1.97	0.65
1:N:142:LYS:O	1:N:146:GLN:HG3	1.97	0.65
1:N:414:GLY:O	1:N:417:VAL:HG13	1.96	0.65
1:F:234:LEU:O	1:F:238:GLU:HG3	1.96	0.65
1:J:27:VAL:HG12	1:J:90:THR:HG23	1.78	0.65
1:L:131:LEU:HD13	1:L:422:VAL:HG21	1.78	0.65
1:I:455:VAL:HG13	1:I:460:GLU:HB2	1.78	0.65
1:A:131:LEU:HD13	1:A:422:VAL:HG21	1.78	0.65
1:E:183:LEU:HB2	1:E:384:ALA:HB2	1.78	0.65

Continued on next page...

Continued from previous page...

Atom-1	Atom-2	Interatomic distance (Å)	Clash overlap (Å)
1:E:247:LEU:HD21	1:E:249:ILE:HD11	1.77	0.65
1:E:326:ASN:HD22	1:E:329:THR:HB	1.61	0.65
1:L:449:ALA:HB3	1:L:450:PRO:HD3	1.79	0.65
1:M:27:VAL:HG12	1:M:90:THR:HG23	1.79	0.65
1:D:142:LYS:O	1:D:146:GLN:HG3	1.97	0.64
1:I:449:ALA:HB3	1:I:450:PRO:HD3	1.79	0.64
1:M:193:MET:HG2	1:M:194:GLN:N	2.12	0.64
1:M:455:VAL:HG13	1:M:460:GLU:HB2	1.79	0.64
1:D:384:ALA:O	1:D:385:THR:HG23	1.98	0.64
1:G:131:LEU:HD13	1:G:422:VAL:HG21	1.80	0.64
1:I:142:LYS:O	1:I:146:GLN:HG3	1.97	0.64
1:K:414:GLY:O	1:K:417:VAL:HG13	1.97	0.64
1:J:413:ALA:H	1:J:475:ASN:ND2	1.94	0.64
1:L:404:ARG:HG2	1:L:404:ARG:NH1	2.11	0.64
1:L:420:ILE:HG13	1:L:448:GLU:HG2	1.78	0.64
1:B:384:ALA:O	1:B:385:THR:HG23	1.98	0.64
1:C:384:ALA:O	1:C:385:THR:HG23	1.97	0.64
1:G:242:LYS:C	1:G:244:GLY:H	2.01	0.64
1:I:414:GLY:O	1:I:417:VAL:HG13	1.96	0.64
1:K:29:VAL:HG12	4:K:1506:MPD:H12	1.79	0.64
1:L:5:ASP:HB2	1:L:524:LEU:HD12	1.80	0.64
1:E:359:ASP:HA	1:E:362:ARG:NH1	2.13	0.64
1:J:5:ASP:HB2	1:J:524:LEU:HD12	1.78	0.64
1:N:5:ASP:HB2	1:N:524:LEU:HD12	1.79	0.64
1:B:69:MET:O	1:B:73:MET:HG3	1.98	0.64
1:H:218:PRO:HB3	1:H:246:PRO:HG2	1.80	0.64
1:H:284:ARG:NH2	6:H:3055:HOH:O	2.30	0.64
1:B:449:ALA:HB3	1:B:450:PRO:HD3	1.79	0.64
1:C:57:ALA:O	1:C:75:LYS:HE3	1.98	0.64
1:D:242:LYS:C	1:D:244:GLY:H	2.00	0.64
1:H:160:LYS:O	1:H:164:GLU:HG3	1.98	0.64
1:H:414:GLY:O	1:H:417:VAL:HG13	1.97	0.64
1:C:131:LEU:HD13	1:C:422:VAL:HG21	1.78	0.64
1:E:234:LEU:O	1:E:238:GLU:HG3	1.97	0.64
1:G:449:ALA:HB3	1:G:450:PRO:HD3	1.80	0.64
1:J:414:GLY:O	1:J:417:VAL:HG13	1.97	0.64
1:M:5:ASP:HB2	1:M:524:LEU:HD12	1.79	0.64
1:A:359:ASP:O	1:A:363:GLU:HG3	1.98	0.63
1:E:193:MET:HG3	1:E:371:LYS:HB3	1.81	0.63
1:K:34:LYS:HE2	1:L:118:ARG:HH22	1.63	0.63
1:L:348:GLN:O	1:L:352:GLN:HG2	1.98	0.63

Continued on next page...

Continued from previous page...

Atom-1	Atom-2	Interatomic distance (Å)	Clash overlap (Å)
1:H:5:ASP:HB2	1:H:524:LEU:HD12	1.80	0.63
1:A:13:ARG:NH2	1:A:518:GLU:OE2	2.30	0.63
1:A:239:ALA:HB1	1:A:314:LEU:HG	1.81	0.63
1:B:142:LYS:O	1:B:146:GLN:HG3	1.99	0.63
1:B:414:GLY:O	1:B:417:VAL:HG13	1.97	0.63
1:D:173:GLY:O	1:D:404:ARG:NH2	2.31	0.63
1:K:5:ASP:HB2	1:K:524:LEU:HD12	1.78	0.63
1:N:445:ARG:HH12	4:N:1515:MPD:H31	1.62	0.63
1:B:234:LEU:O	1:B:238:GLU:HG3	1.99	0.63
1:J:449:ALA:HB3	1:J:450:PRO:HD3	1.81	0.63
1:L:142:LYS:O	1:L:146:GLN:HG3	1.99	0.63
1:A:57:ALA:O	1:A:75:LYS:HE3	1.99	0.63
1:A:513:LEU:HD13	1:G:49:ILE:HD12	1.80	0.63
1:D:28:LYS:HD2	1:D:453:GLN:OE1	1.99	0.63
1:L:181:THR:O	1:M:282:GLY:HA3	1.98	0.63
1:M:414:GLY:O	1:M:417:VAL:HG13	1.99	0.63
1:B:57:ALA:O	1:B:75:LYS:HE3	1.99	0.63
1:B:326:ASN:ND2	1:B:329:THR:HB	2.11	0.63
1:B:404:ARG:HG2	1:B:404:ARG:NH1	2.13	0.63
1:M:224:ASP:O	1:M:225:LYS:HB3	1.99	0.63
1:M:270:ILE:HA	1:N:231:ARG:NH1	2.14	0.63
1:N:228:SER:O	1:N:257:GLU:HB3	1.99	0.63
1:E:242:LYS:C	1:E:244:GLY:H	2.03	0.63
1:F:239:ALA:HB1	1:F:314:LEU:HG	1.79	0.63
1:F:383:ALA:O	1:F:384:ALA:HB3	1.99	0.63
1:H:287:ALA:HB1	1:H:368:ARG:NH1	2.14	0.63
1:J:142:LYS:O	1:J:146:GLN:HG3	1.98	0.62
1:B:295:LEU:HA	1:B:342:ILE:HD11	1.81	0.62
1:H:242:LYS:O	1:H:243:ALA:HB3	2.00	0.62
1:M:230:ILE:HD13	1:M:261:THR:CG2	2.29	0.62
1:D:131:LEU:HD13	1:D:422:VAL:HG21	1.81	0.62
1:D:404:ARG:HH11	1:D:404:ARG:HG2	1.63	0.62
1:M:269:GLY:HA3	1:N:229:ASN:CG	2.20	0.62
1:N:449:ALA:HB3	1:N:450:PRO:HD3	1.81	0.62
1:H:359:ASP:O	1:H:363:GLU:HG2	2.00	0.62
1:K:449:ALA:HB3	1:K:450:PRO:HD3	1.80	0.62
1:C:174:VAL:HG12	1:C:376:VAL:HG13	1.81	0.62
1:K:142:LYS:O	1:K:146:GLN:HG3	1.99	0.62
1:F:200:LEU:HD21	1:F:277:LYS:HG3	1.82	0.62
1:H:27:VAL:HG12	1:H:90:THR:HG23	1.82	0.62
1:I:27:VAL:HG12	1:I:90:THR:HG23	1.81	0.62

Continued on next page...

Continued from previous page...

Atom-1	Atom-2	Interatomic distance (Å)	Clash overlap (Å)
1:J:194:GLN:O	1:J:371:LYS:HE3	1.99	0.62
1:K:131:LEU:HD13	1:K:422:VAL:HG21	1.82	0.62
1:F:142:LYS:O	1:F:146:GLN:HG3	1.98	0.62
1:I:193:MET:CE	1:I:292:ILE:HG12	2.29	0.62
1:J:242:LYS:O	1:J:243:ALA:HB3	2.00	0.62
1:A:242:LYS:C	1:A:244:GLY:H	2.01	0.62
1:E:384:ALA:O	1:E:385:THR:HG23	2.00	0.62
1:L:183:LEU:HD13	1:L:184:GLN:HG3	1.81	0.62
1:N:404:ARG:HG2	1:N:404:ARG:NH1	2.14	0.62
1:H:230:ILE:HD13	1:H:261:THR:CG2	2.30	0.62
1:I:404:ARG:HG2	1:I:404:ARG:NH1	2.13	0.62
1:N:27:VAL:CG1	1:N:90:THR:HG23	2.30	0.62
1:K:404:ARG:HG2	1:K:404:ARG:NH1	2.15	0.61
1:L:230:ILE:HG21	1:L:261:THR:HG21	1.81	0.61
1:A:69:MET:O	1:A:73:MET:HG3	2.01	0.61
1:A:404:ARG:HG2	1:A:404:ARG:NH1	2.15	0.61
1:D:383:ALA:O	1:D:384:ALA:HB3	1.98	0.61
1:F:27:VAL:CG1	1:F:90:THR:HG23	2.30	0.61
1:G:414:GLY:O	1:G:417:VAL:HG13	1.99	0.61
1:F:183:LEU:HB2	1:F:384:ALA:HB2	1.82	0.61
1:A:314:LEU:HD23	1:A:317:LEU:HD22	1.83	0.61
1:B:183:LEU:HB2	1:B:384:ALA:HB2	1.82	0.61
1:C:142:LYS:O	1:C:146:GLN:HG3	2.00	0.61
1:C:193:MET:CE	1:C:292:ILE:HG12	2.31	0.61
1:E:359:ASP:O	1:E:363:GLU:HG3	2.00	0.61
1:J:27:VAL:CG1	1:J:90:THR:HG23	2.30	0.61
1:M:352:GLN:HB2	1:M:365:LEU:HD13	1.82	0.61
1:M:359:ASP:O	1:M:363:GLU:HG2	2.00	0.61
1:G:221:LEU:HD23	1:G:249:ILE:HD12	1.82	0.61
1:M:160:LYS:O	1:M:164:GLU:HG3	2.00	0.61
1:M:404:ARG:HG2	1:M:404:ARG:HH11	1.64	0.61
1:C:234:LEU:O	1:C:238:GLU:HG3	1.99	0.61
1:E:13:ARG:NH2	1:E:518:GLU:OE2	2.34	0.61
1:G:359:ASP:HA	1:G:362:ARG:NH1	2.16	0.61
1:A:27:VAL:CG1	1:A:90:THR:HG23	2.30	0.61
1:A:130:GLU:HB3	1:A:422:VAL:HG22	1.83	0.61
1:J:404:ARG:HG2	1:J:404:ARG:NH1	2.11	0.61
1:L:359:ASP:O	1:L:363:GLU:HG2	2.01	0.61
1:C:414:GLY:O	1:C:417:VAL:HG13	2.01	0.60
1:E:130:GLU:HB3	1:E:422:VAL:HG22	1.83	0.60
1:I:28:LYS:HD2	1:I:453:GLN:OE1	2.00	0.60

Continued on next page...

Continued from previous page...

Atom-1	Atom-2	Interatomic distance (Å)	Clash overlap (Å)
1:A:414:GLY:O	1:A:417:VAL:HG13	2.02	0.60
1:F:359:ASP:O	1:F:363:GLU:HG3	2.01	0.60
1:G:404:ARG:HG2	1:G:404:ARG:NH1	2.15	0.60
1:I:224:ASP:O	1:I:225:LYS:HB3	2.01	0.60
1:B:235:PRO:HG3	1:B:310:GLU:HA	1.84	0.60
1:C:359:ASP:O	1:C:363:GLU:HG3	2.01	0.60
1:H:263:VAL:O	1:H:267:MET:HB2	2.01	0.60
1:H:496:PRO:HB2	1:H:499:VAL:HG13	1.83	0.60
1:L:269:GLY:HA3	1:M:257:GLU:HB2	1.81	0.60
1:F:242:LYS:O	1:F:243:ALA:HB3	2.00	0.60
1:D:449:ALA:HB3	1:D:450:PRO:HD3	1.83	0.60
1:C:291:ASP:OD2	1:C:368:ARG:HD2	2.01	0.60
1:E:27:VAL:CG1	1:E:90:THR:HG23	2.29	0.60
1:E:449:ALA:HB3	1:E:450:PRO:HD3	1.83	0.60
1:N:348:GLN:O	1:N:352:GLN:HG2	2.01	0.60
1:F:414:GLY:O	1:F:417:VAL:HG13	2.01	0.60
1:H:27:VAL:CG1	1:H:90:THR:HG23	2.31	0.60
1:D:404:ARG:HG2	1:D:404:ARG:NH1	2.16	0.60
1:G:384:ALA:O	1:G:385:THR:HG23	2.01	0.60
1:L:225:LYS:HD2	1:L:226:LYS:O	2.01	0.60
1:M:272:LYS:HZ2	1:N:229:ASN:HD22	1.49	0.60
1:C:413:ALA:HB2	1:C:475:ASN:HD22	1.67	0.60
1:C:449:ALA:HB3	1:C:450:PRO:HD3	1.84	0.60
1:E:220:ILE:HD12	1:E:296:THR:HG21	1.84	0.60
1:M:242:LYS:O	1:M:243:ALA:HB3	2.02	0.60
1:A:173:GLY:O	1:A:404:ARG:NH2	2.34	0.59
1:E:191:GLU:O	1:E:334:ASP:HA	2.02	0.59
1:E:202:PRO:O	1:E:204:PHE:N	2.30	0.59
1:F:131:LEU:HD13	1:F:422:VAL:HG21	1.84	0.59
1:F:359:ASP:HA	1:F:362:ARG:NH1	2.17	0.59
1:F:362:ARG:HG2	1:F:366:GLN:NE2	2.17	0.59
1:G:314:LEU:HD23	1:G:317:LEU:HD22	1.84	0.59
1:C:173:GLY:O	1:C:404:ARG:NH2	2.35	0.59
1:G:27:VAL:CG1	1:G:90:THR:HG23	2.32	0.59
1:J:181:THR:O	1:K:282:GLY:HA3	2.03	0.59
1:B:359:ASP:O	1:B:363:GLU:HG3	2.02	0.59
1:H:224:ASP:O	1:H:225:LYS:HB3	2.02	0.59
1:L:414:GLY:O	1:L:417:VAL:HG13	2.01	0.59
1:C:200:LEU:HD21	1:C:277:LYS:HG3	1.84	0.59
1:I:352:GLN:HB2	1:I:365:LEU:HD13	1.84	0.59
1:L:272:LYS:HZ3	1:M:228:SER:HB3	1.67	0.59

Continued on next page...

Continued from previous page...

Atom-1	Atom-2	Interatomic distance (Å)	Clash overlap (Å)
1:C:202:PRO:O	1:C:203:TYR:HB2	2.02	0.59
1:E:218:PRO:HD2	1:E:320:ALA:O	2.03	0.59
1:F:455:VAL:HG13	1:F:460:GLU:HB2	1.84	0.59
1:G:455:VAL:HG13	1:G:460:GLU:HB2	1.85	0.59
1:L:235:PRO:CG	1:L:310:GLU:HA	2.31	0.59
1:L:272:LYS:HZ1	1:M:228:SER:HB3	1.64	0.59
1:M:28:LYS:HD2	1:M:453:GLN:OE1	2.03	0.59
1:B:319:GLN:O	1:B:336:VAL:HG23	2.02	0.59
1:E:221:LEU:HD23	1:E:249:ILE:HD12	1.84	0.59
1:J:228:SER:O	1:J:257:GLU:HB3	2.02	0.59
1:D:130:GLU:HB3	1:D:422:VAL:HG22	1.84	0.59
1:J:191:GLU:O	1:J:334:ASP:HA	2.03	0.59
1:H:142:LYS:O	1:H:146:GLN:HG3	2.03	0.58
1:J:472:GLY:HA3	1:J:476:TYR:CD2	2.38	0.58
1:K:242:LYS:O	1:K:243:ALA:HB3	2.02	0.58
1:M:272:LYS:HZ1	1:N:229:ASN:ND2	1.99	0.58
1:H:228:SER:O	1:H:257:GLU:HB3	2.02	0.58
1:I:193:MET:HG3	1:I:371:LYS:HB3	1.84	0.58
1:K:27:VAL:HG12	1:K:90:THR:HG23	1.84	0.58
1:L:27:VAL:CG1	1:L:90:THR:HG23	2.32	0.58
1:H:183:LEU:HD22	1:H:184:GLN:H	1.68	0.58
1:J:413:ALA:CB	1:J:475:ASN:HD22	2.16	0.58
1:M:270:ILE:HA	1:N:231:ARG:HH11	1.67	0.58
1:A:451:LEU:C	1:A:451:LEU:HD23	2.24	0.58
1:C:455:VAL:HG13	1:C:460:GLU:HB2	1.84	0.58
1:E:319:GLN:O	1:E:336:VAL:HG23	2.03	0.58
1:E:404:ARG:HG2	1:E:404:ARG:NH1	2.15	0.58
1:G:183:LEU:HB2	1:G:384:ALA:HB2	1.85	0.58
1:H:270:ILE:O	1:H:271:VAL:HB	2.04	0.58
1:K:254:VAL:HG12	1:K:259:LEU:HB2	1.85	0.58
1:M:413:ALA:N	1:M:475:ASN:ND2	2.51	0.58
1:A:218:PRO:HD2	1:A:320:ALA:O	2.04	0.58
1:A:455:VAL:HG13	1:A:460:GLU:HB2	1.85	0.58
1:I:38:VAL:HG13	1:J:519:CYS:HB3	1.86	0.58
1:I:336:VAL:O	1:I:336:VAL:HG12	2.02	0.58
1:J:34:LYS:HE2	1:K:118:ARG:HH22	1.68	0.58
1:A:291:ASP:OD2	1:A:368:ARG:HD2	2.04	0.58
1:D:230:ILE:HD13	1:D:261:THR:HG21	1.86	0.58
1:G:142:LYS:O	1:G:146:GLN:HG3	2.02	0.58
1:L:200:LEU:HG	1:L:276:VAL:HA	1.86	0.58
1:M:193:MET:CE	1:M:292:ILE:HG12	2.34	0.58

Continued on next page...

Continued from previous page...

Atom-1	Atom-2	Interatomic distance (Å)	Clash overlap (Å)
1:M:221:LEU:HD23	1:M:249:ILE:HD12	1.86	0.58
1:D:69:MET:O	1:D:73:MET:HG3	2.04	0.58
1:F:270:ILE:O	1:F:271:VAL:HB	2.04	0.58
1:I:242:LYS:O	1:I:243:ALA:HB3	2.01	0.58
1:J:221:LEU:HD23	1:J:249:ILE:HD12	1.85	0.58
1:K:140:ASP:OD2	1:K:142:LYS:HB3	2.03	0.58
1:M:449:ALA:HB3	1:M:450:PRO:HD3	1.86	0.58
1:A:230:ILE:HD13	1:A:261:THR:CG2	2.34	0.58
1:D:193:MET:CE	1:D:292:ILE:HG12	2.34	0.58
1:K:193:MET:CE	1:K:292:ILE:HG12	2.33	0.58
1:C:290:GLN:HB3	1:C:345:ARG:NH2	2.19	0.58
1:M:383:ALA:HB3	1:M:389:MET:HB2	1.84	0.58
1:N:352:GLN:HB2	1:N:365:LEU:HD13	1.86	0.58
1:C:202:PRO:O	1:C:204:PHE:N	2.33	0.57
1:E:455:VAL:HG13	1:E:460:GLU:HB2	1.84	0.57
1:K:218:PRO:HD2	1:K:320:ALA:O	2.04	0.57
1:M:472:GLY:HA3	1:M:476:TYR:CD2	2.39	0.57
1:E:269:GLY:HA3	1:F:229:ASN:CG	2.23	0.57
1:G:273:VAL:HG12	1:G:274:ALA:N	2.19	0.57
1:J:140:ASP:OD2	1:J:142:LYS:HB3	2.03	0.57
1:K:221:LEU:HD23	1:K:249:ILE:HD12	1.87	0.57
1:M:259:LEU:O	1:M:263:VAL:HG23	2.04	0.57
1:M:404:ARG:HG2	1:M:404:ARG:NH1	2.19	0.57
1:N:445:ARG:NH1	4:N:1515:MPD:H31	2.19	0.57
1:A:349:ILE:CG2	1:A:369:VAL:HG13	2.35	0.57
1:K:413:ALA:CB	1:K:475:ASN:HD22	2.18	0.57
1:C:413:ALA:H	1:C:475:ASN:ND2	2.02	0.57
1:F:69:MET:O	1:F:73:MET:HG3	2.05	0.57
1:I:160:LYS:O	1:I:164:GLU:HG3	2.04	0.57
1:L:242:LYS:O	1:L:243:ALA:HB3	2.03	0.57
1:L:496:PRO:HB2	1:L:499:VAL:HG13	1.86	0.57
1:H:28:LYS:HD2	1:H:453:GLN:OE1	2.04	0.57
1:B:173:GLY:O	1:B:404:ARG:NH2	2.37	0.57
1:D:202:PRO:O	1:D:203:TYR:HB2	2.04	0.57
1:D:242:LYS:HG2	1:E:231:ARG:CZ	2.33	0.57
1:M:193:MET:HE2	1:M:292:ILE:HG12	1.87	0.57
1:H:193:MET:HG3	1:H:371:LYS:HB3	1.87	0.57
1:I:348:GLN:O	1:I:352:GLN:HG2	2.05	0.57
1:K:202:PRO:O	1:K:204:PHE:N	2.37	0.57
1:C:130:GLU:HB3	1:C:422:VAL:HG22	1.85	0.57
1:H:310:GLU:N	1:H:310:GLU:OE1	2.38	0.57

Continued on next page...

Continued from previous page...

Atom-1	Atom-2	Interatomic distance (Å)	Clash overlap (Å)
1:J:270:ILE:O	1:J:271:VAL:HB	2.04	0.57
1:N:413:ALA:N	1:N:475:ASN:ND2	2.53	0.57
1:A:384:ALA:O	1:A:385:THR:HG23	2.05	0.57
1:B:455:VAL:HG13	1:B:460:GLU:HB2	1.87	0.57
1:G:173:GLY:O	1:G:404:ARG:NH2	2.38	0.57
1:G:359:ASP:HA	1:G:362:ARG:HH12	1.70	0.57
1:G:383:ALA:O	1:G:384:ALA:HB3	2.04	0.57
1:D:455:VAL:HG13	1:D:460:GLU:HB2	1.86	0.57
1:G:326:ASN:HD22	1:G:329:THR:HB	1.70	0.57
1:H:305:ILE:HG22	1:H:305:ILE:O	2.04	0.57
1:J:287:ALA:HB1	1:J:368:ARG:NH1	2.20	0.57
1:N:383:ALA:HB3	1:N:389:MET:HB2	1.87	0.57
1:A:234:LEU:O	1:A:238:GLU:HG3	2.04	0.56
1:A:383:ALA:O	1:A:384:ALA:HB3	2.05	0.56
1:B:413:ALA:HB2	1:B:475:ASN:HD22	1.69	0.56
1:C:270:ILE:O	1:C:271:VAL:HB	2.04	0.56
1:C:359:ASP:HA	1:C:362:ARG:NH1	2.20	0.56
1:H:140:ASP:OD2	1:H:142:LYS:HB3	2.05	0.56
1:A:413:ALA:HB2	1:A:475:ASN:HD22	1.70	0.56
1:C:183:LEU:HB2	1:C:384:ALA:HB2	1.86	0.56
1:H:266:THR:HG21	1:H:273:VAL:HB	1.87	0.56
1:J:173:GLY:O	1:J:404:ARG:NH2	2.38	0.56
1:K:28:LYS:HD2	1:K:453:GLN:OE1	2.05	0.56
1:N:140:ASP:OD2	1:N:142:LYS:HB3	2.05	0.56
1:B:220:ILE:HD12	1:B:296:THR:HG21	1.87	0.56
1:B:359:ASP:HA	1:B:362:ARG:HH12	1.70	0.56
1:F:449:ALA:HB3	1:F:450:PRO:HD3	1.86	0.56
1:G:202:PRO:O	1:G:203:TYR:HB2	2.05	0.56
1:H:413:ALA:N	1:H:475:ASN:ND2	2.53	0.56
1:J:218:PRO:CB	1:J:246:PRO:HG2	2.35	0.56
1:J:225:LYS:HD2	1:J:226:LYS:O	2.06	0.56
1:L:72:GLN:OE1	1:L:75:LYS:HE3	2.05	0.56
1:L:155:ASP:OD1	1:L:157:THR:HB	2.05	0.56
1:M:202:PRO:O	1:M:203:TYR:HB2	2.04	0.56
1:N:230:ILE:HD13	1:N:261:THR:CG2	2.35	0.56
1:N:472:GLY:HA3	1:N:476:TYR:CD2	2.40	0.56
1:C:194:GLN:O	1:C:371:LYS:HE3	2.05	0.56
1:H:231:ARG:NH1	1:N:241:ALA:CB	2.69	0.56
1:I:27:VAL:CG1	1:I:90:THR:HG23	2.34	0.56
1:I:171:LYS:HG2	6:I:3095:HOH:O	2.04	0.56
1:B:200:LEU:HD21	1:B:277:LYS:HG3	1.86	0.56

Continued on next page...

Continued from previous page...

Atom-1	Atom-2	Interatomic distance (Å)	Clash overlap (Å)
1:I:173:GLY:O	1:I:404:ARG:NH2	2.39	0.56
1:M:413:ALA:CB	1:M:475:ASN:HD22	2.19	0.56
1:H:191:GLU:O	1:H:334:ASP:HA	2.05	0.56
1:B:140:ASP:OD2	1:B:142:LYS:HB3	2.05	0.56
1:G:270:ILE:O	1:G:271:VAL:HB	2.05	0.56
1:A:359:ASP:HA	1:A:362:ARG:NH1	2.20	0.56
1:D:27:VAL:CG1	1:D:90:THR:HG23	2.34	0.56
1:E:23:LEU:HD23	1:E:74:VAL:HG22	1.87	0.56
1:K:413:ALA:N	1:K:475:ASN:ND2	2.53	0.56
1:L:28:LYS:HD2	1:L:453:GLN:OE1	2.06	0.56
1:A:194:GLN:O	1:A:371:LYS:HE3	2.06	0.56
1:B:130:GLU:HB3	1:B:422:VAL:HG22	1.88	0.56
1:D:118:ARG:NH2	6:D:3039:HOH:O	2.38	0.56
1:M:230:ILE:HD13	1:M:261:THR:HG21	1.86	0.56
1:A:140:ASP:OD2	1:A:142:LYS:HB3	2.06	0.56
1:B:27:VAL:CG1	1:B:90:THR:HG23	2.36	0.56
1:B:242:LYS:C	1:B:244:GLY:H	2.08	0.56
1:H:225:LYS:HD2	1:H:226:LYS:O	2.06	0.56
1:I:383:ALA:HB3	1:I:389:MET:HB2	1.86	0.56
1:K:160:LYS:O	1:K:164:GLU:HG3	2.06	0.56
1:B:218:PRO:HD2	1:B:320:ALA:O	2.05	0.55
1:F:242:LYS:C	1:F:244:GLY:H	2.10	0.55
1:G:202:PRO:O	1:G:204:PHE:N	2.35	0.55
1:I:305:ILE:O	1:I:305:ILE:HG22	2.05	0.55
1:J:319:GLN:HB3	1:J:336:VAL:HG21	1.88	0.55
1:L:413:ALA:CB	1:L:475:ASN:HD22	2.19	0.55
1:C:140:ASP:OD2	1:C:142:LYS:HB3	2.06	0.55
1:E:109:ALA:HB2	1:I:109:ALA:HB2	1.89	0.55
1:G:23:LEU:HD23	1:G:74:VAL:HG22	1.87	0.55
1:A:259:LEU:O	1:A:263:VAL:HG23	2.05	0.55
1:D:416:GLY:HA2	6:D:3097:HOH:O	2.06	0.55
1:J:28:LYS:HD2	1:J:453:GLN:OE1	2.06	0.55
1:M:183:LEU:HD22	1:M:184:GLN:H	1.71	0.55
1:A:183:LEU:HB2	1:A:384:ALA:HB2	1.87	0.55
1:B:131:LEU:HD13	1:B:422:VAL:HG21	1.87	0.55
1:I:140:ASP:OD2	1:I:142:LYS:HB3	2.06	0.55
1:J:383:ALA:HB3	1:J:389:MET:HB2	1.88	0.55
1:B:201:SER:O	1:B:202:PRO:O	2.24	0.55
1:G:200:LEU:HG	1:G:276:VAL:HA	1.89	0.55
1:K:193:MET:HG3	1:K:371:LYS:HB3	1.89	0.55
1:K:220:ILE:HD12	1:K:296:THR:HG21	1.89	0.55

Continued on next page...

Continued from previous page...

Atom-1	Atom-2	Interatomic distance (Å)	Clash overlap (Å)
1:K:472:GLY:HA3	1:K:476:TYR:CD2	2.41	0.55
1:M:270:ILE:HG23	1:N:231:ARG:CZ	2.36	0.55
1:J:155:ASP:OD1	1:J:157:THR:HB	2.07	0.55
1:K:234:LEU:O	1:K:238:GLU:HG3	2.06	0.55
1:A:220:ILE:HD12	1:A:296:THR:HG21	1.88	0.55
1:B:451:LEU:HD23	1:B:451:LEU:C	2.27	0.55
1:D:183:LEU:HB2	1:D:384:ALA:HB2	1.89	0.55
1:D:242:LYS:O	1:D:244:GLY:N	2.35	0.55
1:H:83:ASP:OD2	1:H:327:LYS:HD3	2.06	0.55
1:J:230:ILE:HD13	1:J:261:THR:CG2	2.37	0.55
1:J:263:VAL:O	1:J:267:MET:HB2	2.07	0.55
1:N:242:LYS:O	1:N:243:ALA:HB3	2.07	0.55
1:D:23:LEU:HD23	1:D:74:VAL:HG22	1.89	0.55
1:E:385:THR:H	1:F:281:PHE:HE1	1.54	0.55
1:E:414:GLY:O	1:E:417:VAL:HG13	2.06	0.55
1:H:228:SER:HB3	1:N:272:LYS:NZ	2.22	0.55
1:H:259:LEU:O	1:H:263:VAL:HG23	2.07	0.55
1:I:413:ALA:N	1:I:475:ASN:ND2	2.54	0.55
1:L:345:ARG:HA	1:L:348:GLN:HE21	1.72	0.55
1:L:352:GLN:HB2	1:L:365:LEU:HD13	1.89	0.55
1:M:27:VAL:CG1	1:M:90:THR:HG23	2.36	0.55
1:N:160:LYS:O	1:N:164:GLU:HG3	2.07	0.55
1:A:200:LEU:HG	1:A:276:VAL:HA	1.89	0.55
1:A:178:GLU:HA	1:A:393:LYS:HE2	1.89	0.55
1:A:413:ALA:H	1:A:475:ASN:ND2	2.05	0.55
1:B:193:MET:HG3	1:B:371:LYS:HB3	1.89	0.55
1:G:451:LEU:HD23	1:G:451:LEU:C	2.27	0.55
1:I:472:GLY:HA3	1:I:476:TYR:CD2	2.42	0.55
1:L:194:GLN:O	1:L:371:LYS:HE3	2.07	0.55
1:L:472:GLY:HA3	1:L:476:TYR:CD2	2.41	0.55
1:B:242:LYS:O	1:B:243:ALA:HB3	2.08	0.54
1:C:230:ILE:HD13	1:C:261:THR:HG21	1.89	0.54
1:K:27:VAL:CG1	1:K:90:THR:HG23	2.37	0.54
1:K:349:ILE:HA	1:K:352:GLN:HG3	1.88	0.54
1:C:362:ARG:HG2	1:C:366:GLN:NE2	2.23	0.54
1:G:263:VAL:O	1:G:267:MET:HB2	2.08	0.54
1:L:413:ALA:N	1:L:475:ASN:ND2	2.54	0.54
1:A:23:LEU:HD23	1:A:74:VAL:HG22	1.88	0.54
1:C:242:LYS:O	1:C:244:GLY:N	2.38	0.54
1:D:259:LEU:O	1:D:263:VAL:HG23	2.06	0.54
1:J:305:ILE:O	1:J:305:ILE:HG22	2.08	0.54

Continued on next page...

Continued from previous page...

Atom-1	Atom-2	Interatomic distance (Å)	Clash overlap (Å)
1:M:235:PRO:CG	1:M:310:GLU:HA	2.32	0.54
1:M:239:ALA:HB1	1:M:314:LEU:HG	1.89	0.54
1:D:359:ASP:HA	1:D:362:ARG:NH1	2.23	0.54
1:E:194:GLN:O	1:E:371:LYS:HE3	2.07	0.54
1:I:72:GLN:OE1	1:I:75:LYS:HE3	2.07	0.54
1:L:191:GLU:O	1:L:334:ASP:HA	2.08	0.54
1:G:140:ASP:OD2	1:G:142:LYS:HB3	2.07	0.54
1:K:221:LEU:HD11	1:K:301:ILE:HD12	1.90	0.54
1:L:77:VAL:HG21	1:L:510:VAL:HB	1.89	0.54
1:D:362:ARG:HG2	1:D:366:GLN:NE2	2.22	0.54
1:E:140:ASP:OD2	1:E:142:LYS:HB3	2.06	0.54
1:F:28:LYS:HD2	1:F:453:GLN:OE1	2.07	0.54
1:H:413:ALA:CB	1:H:475:ASN:HD22	2.19	0.54
1:H:472:GLY:HA3	1:H:476:TYR:CD2	2.42	0.54
1:J:262:LEU:O	1:J:266:THR:HG23	2.07	0.54
1:L:236:VAL:HG22	1:L:312:ALA:O	2.07	0.54
1:N:413:ALA:CB	1:N:475:ASN:HD22	2.20	0.54
1:A:242:LYS:O	1:A:243:ALA:HB3	2.07	0.54
1:D:314:LEU:HD23	1:D:317:LEU:HD22	1.89	0.54
1:J:413:ALA:N	1:J:475:ASN:ND2	2.56	0.54
1:M:219:PHE:HB3	1:M:317:LEU:HD23	1.90	0.54
1:H:230:ILE:HD13	1:H:261:THR:HG21	1.89	0.54
1:H:252:GLU:O	1:H:253:ASP:HB2	2.08	0.54
1:J:193:MET:HG3	1:J:371:LYS:HB3	1.90	0.54
1:B:383:ALA:O	1:B:384:ALA:HB3	2.08	0.54
1:E:451:LEU:HD23	1:E:451:LEU:C	2.28	0.54
1:G:130:GLU:HB3	1:G:422:VAL:HG22	1.89	0.54
1:I:31:LEU:HD13	1:I:90:THR:CG2	2.38	0.54
1:N:349:ILE:HA	1:N:352:GLN:HG3	1.90	0.54
1:E:247:LEU:CD2	1:E:249:ILE:HD11	2.38	0.54
1:H:383:ALA:HB3	1:H:389:MET:HB2	1.88	0.54
1:F:218:PRO:HB3	1:F:246:PRO:HG2	1.90	0.53
1:F:314:LEU:HD23	1:F:317:LEU:HD22	1.90	0.53
1:H:57:ALA:O	1:H:75:LYS:HD2	2.08	0.53
1:L:342:ILE:O	1:L:346:VAL:HG23	2.08	0.53
1:L:349:ILE:O	1:L:353:ILE:HG13	2.08	0.53
1:D:32:GLY:HA3	1:D:454:ILE:HG23	1.89	0.53
1:H:72:GLN:OE1	1:H:75:LYS:HE3	2.08	0.53
1:J:217:SER:N	1:J:218:PRO:CD	2.72	0.53
1:K:130:GLU:HB3	1:K:422:VAL:HG22	1.90	0.53
1:L:266:THR:HG21	1:L:273:VAL:HB	1.89	0.53

Continued on next page...

Continued from previous page...

Atom-1	Atom-2	Interatomic distance (Å)	Clash overlap (Å)
1:M:57:ALA:O	1:M:75:LYS:HD2	2.08	0.53
1:N:202:PRO:O	1:N:203:TYR:HB2	2.09	0.53
1:K:72:GLN:OE1	1:K:75:LYS:HE3	2.08	0.53
1:K:230:ILE:HD13	1:K:261:THR:CG2	2.38	0.53
1:N:349:ILE:O	1:N:353:ILE:HG13	2.09	0.53
1:D:270:ILE:O	1:D:271:VAL:HB	2.08	0.53
1:F:140:ASP:OD2	1:F:142:LYS:HB3	2.08	0.53
1:G:425:LYS:NZ	6:G:3204:HOH:O	2.38	0.53
1:H:349:ILE:HA	1:H:352:GLN:HG3	1.90	0.53
1:J:193:MET:CE	1:J:292:ILE:HG12	2.38	0.53
1:K:201:SER:O	1:K:202:PRO:O	2.27	0.53
1:M:194:GLN:O	1:M:371:LYS:HE3	2.08	0.53
1:M:287:ALA:HB1	1:M:368:ARG:NH1	2.23	0.53
1:M:349:ILE:HA	1:M:352:GLN:HG3	1.91	0.53
1:D:349:ILE:CG2	1:D:369:VAL:HG13	2.38	0.53
1:E:173:GLY:O	1:E:404:ARG:NH2	2.41	0.53
1:H:339:GLU:O	1:H:343:GLN:HB2	2.08	0.53
1:I:218:PRO:HD2	1:I:320:ALA:O	2.09	0.53
1:B:178:GLU:HA	1:B:393:LYS:HE2	1.91	0.53
1:C:284:ARG:NH1	1:C:364:LYS:HD2	2.24	0.53
1:E:199:TYR:CZ	1:E:327:LYS:HA	2.44	0.53
1:L:217:SER:N	1:L:218:PRO:CD	2.72	0.53
1:N:270:ILE:O	1:N:271:VAL:HB	2.09	0.53
1:A:202:PRO:O	1:A:203:TYR:HB2	2.08	0.53
1:C:31:LEU:HD13	1:C:90:THR:CG2	2.38	0.53
1:D:202:PRO:O	1:D:204:PHE:N	2.37	0.53
1:E:383:ALA:O	1:E:384:ALA:HB3	2.08	0.53
1:J:218:PRO:HD2	1:J:320:ALA:O	2.09	0.53
1:C:451:LEU:HD23	1:C:451:LEU:C	2.28	0.53
1:G:201:SER:O	1:G:202:PRO:O	2.26	0.53
1:H:183:LEU:HD22	1:H:184:GLN:N	2.24	0.53
1:H:235:PRO:CG	1:H:310:GLU:HA	2.33	0.53
1:K:200:LEU:HG	1:K:276:VAL:HA	1.91	0.53
1:E:413:ALA:H	1:E:475:ASN:ND2	2.07	0.53
1:C:200:LEU:HG	1:C:276:VAL:HA	1.90	0.53
1:G:201:SER:C	1:G:202:PRO:O	2.46	0.53
1:L:319:GLN:HB3	1:L:336:VAL:HG21	1.91	0.53
1:L:349:ILE:HA	1:L:352:GLN:HG3	1.90	0.53
1:N:496:PRO:HB2	1:N:499:VAL:HG13	1.91	0.53
1:B:10:ASN:ND2	4:B:1510:MPD:H51	2.24	0.52
1:D:183:LEU:O	1:D:184:GLN:HG3	2.10	0.52

Continued on next page...

Continued from previous page...

Atom-1	Atom-2	Interatomic distance (Å)	Clash overlap (Å)
1:F:23:LEU:HD23	1:F:74:VAL:HG22	1.91	0.52
1:G:71:ALA:O	1:G:75:LYS:HB2	2.10	0.52
1:L:258:ALA:O	1:L:262:LEU:HG	2.09	0.52
1:M:37:ASN:ND2	1:M:51:LYS:HG3	2.23	0.52
1:M:496:PRO:HB2	1:M:499:VAL:HG13	1.91	0.52
1:M:155:ASP:OD1	1:M:157:THR:HB	2.09	0.52
1:M:173:GLY:O	1:M:404:ARG:NH2	2.42	0.52
1:N:336:VAL:HG12	1:N:336:VAL:O	2.10	0.52
1:C:18:ARG:HG2	1:C:67:GLU:CD	2.29	0.52
1:E:359:ASP:HA	1:E:362:ARG:HH12	1.73	0.52
1:G:191:GLU:O	1:G:334:ASP:HA	2.10	0.52
1:H:155:ASP:OD1	1:H:157:THR:HB	2.09	0.52
1:H:173:GLY:O	1:H:404:ARG:NH2	2.42	0.52
4:H:1516:MPD:HM1	1:I:518:GLU:HG3	1.90	0.52
1:I:349:ILE:HA	1:I:352:GLN:HG3	1.90	0.52
1:J:114:MET:HB3	6:J:3085:HOH:O	2.09	0.52
1:K:352:GLN:HB2	1:K:365:LEU:HD13	1.91	0.52
1:A:242:LYS:O	1:A:244:GLY:N	2.41	0.52
1:G:28:LYS:HD2	1:G:453:GLN:OE1	2.10	0.52
1:B:305:ILE:HB	1:B:307:MET:HE3	1.91	0.52
1:J:336:VAL:O	1:J:336:VAL:HG12	2.09	0.52
1:L:49:ILE:HD12	1:M:513:LEU:HD13	1.90	0.52
1:B:71:ALA:O	1:B:75:LYS:HB2	2.10	0.52
1:C:71:ALA:O	1:C:75:LYS:HB2	2.09	0.52
1:C:109:ALA:HB2	1:K:109:ALA:HB2	1.92	0.52
1:D:242:LYS:O	1:D:243:ALA:HB3	2.09	0.52
1:J:72:GLN:OE1	1:J:75:LYS:HE3	2.10	0.52
1:C:23:LEU:HD23	1:C:74:VAL:HG22	1.92	0.52
1:C:273:VAL:HG12	1:C:274:ALA:N	2.25	0.52
1:K:77:VAL:HG21	1:K:510:VAL:HB	1.92	0.52
1:K:239:ALA:HB1	1:K:314:LEU:HG	1.90	0.52
1:E:201:SER:O	1:E:202:PRO:O	2.28	0.52
1:G:242:LYS:O	1:G:243:ALA:HB3	2.09	0.52
1:J:230:ILE:HD13	1:J:261:THR:HG21	1.92	0.52
1:A:71:ALA:O	1:A:75:LYS:HB2	2.10	0.52
1:J:49:ILE:HD12	1:K:513:LEU:HD13	1.91	0.52
1:K:305:ILE:HG22	1:K:305:ILE:O	2.10	0.52
1:K:336:VAL:HG12	1:K:336:VAL:O	2.10	0.52
1:L:230:ILE:HD13	1:L:261:THR:HG21	1.91	0.52
1:N:130:GLU:HB3	1:N:422:VAL:HG22	1.92	0.52
1:A:230:ILE:HG22	1:A:257:GLU:OE2	2.10	0.52

Continued on next page...

Continued from previous page...

Atom-1	Atom-2	Interatomic distance (Å)	Clash overlap (Å)
1:G:460:GLU:O	1:G:462:PRO:HD3	2.10	0.52
1:M:7:LYS:HG3	1:M:66:PHE:CZ	2.43	0.52
1:B:85:ALA:HB1	1:B:499:VAL:HG12	1.92	0.51
1:D:193:MET:HG3	1:D:371:LYS:HB3	1.92	0.51
1:D:194:GLN:O	1:D:371:LYS:HE3	2.10	0.51
1:F:174:VAL:HG12	1:F:376:VAL:HG13	1.91	0.51
1:H:38:VAL:HG13	1:I:519:CYS:HB3	1.91	0.51
1:H:513:LEU:HD13	1:N:49:ILE:HD12	1.92	0.51
1:I:230:ILE:HD13	1:I:261:THR:CG2	2.40	0.51
1:L:140:ASP:OD2	1:L:142:LYS:HB3	2.10	0.51
1:D:218:PRO:HD2	1:D:320:ALA:O	2.10	0.51
1:F:413:ALA:H	1:F:475:ASN:ND2	2.08	0.51
1:J:496:PRO:HB2	1:J:499:VAL:HG13	1.92	0.51
1:C:319:GLN:O	1:C:336:VAL:HG23	2.11	0.51
1:J:70:GLY:HA2	1:J:73:MET:HE3	1.91	0.51
1:L:7:LYS:HG3	1:L:66:PHE:CZ	2.45	0.51
1:L:102:GLU:HB2	1:L:442:VAL:HG13	1.92	0.51
1:L:310:GLU:OE1	1:L:310:GLU:N	2.43	0.51
1:N:155:ASP:OD1	1:N:157:THR:HB	2.10	0.51
1:N:191:GLU:O	1:N:334:ASP:HA	2.10	0.51
1:F:183:LEU:HA	1:F:383:ALA:N	2.26	0.51
1:H:191:GLU:OE1	1:H:342:ILE:HD13	2.11	0.51
1:K:194:GLN:O	1:K:371:LYS:HE3	2.10	0.51
1:L:130:GLU:HB3	1:L:422:VAL:HG22	1.92	0.51
1:M:270:ILE:O	1:M:271:VAL:HB	2.09	0.51
1:M:413:ALA:H	1:M:475:ASN:HD22	1.58	0.51
1:A:176:THR:HG21	1:A:333:ILE:HD13	1.93	0.51
1:B:199:TYR:CZ	1:B:327:LYS:HA	2.46	0.51
1:B:219:PHE:HB3	1:B:317:LEU:HD23	1.91	0.51
1:E:362:ARG:HG2	1:E:366:GLN:NE2	2.26	0.51
1:I:102:GLU:HB2	1:I:442:VAL:HG13	1.92	0.51
1:C:220:ILE:HD12	1:C:296:THR:HG21	1.92	0.51
1:D:201:SER:O	1:D:202:PRO:O	2.28	0.51
1:D:242:LYS:C	1:D:244:GLY:N	2.64	0.51
1:F:263:VAL:O	1:F:267:MET:HB2	2.11	0.51
1:H:193:MET:HG2	1:H:194:GLN:N	2.25	0.51
1:L:219:PHE:O	1:L:247:LEU:HD12	2.10	0.51
1:C:85:ALA:HB1	1:C:499:VAL:HG12	1.92	0.51
1:E:201:SER:C	1:E:202:PRO:O	2.49	0.51
1:F:193:MET:HG3	1:F:371:LYS:HB3	1.93	0.51
1:G:146:GLN:NE2	4:G:1509:MPD:H4	2.26	0.51

Continued on next page...

Continued from previous page...

Atom-1	Atom-2	Interatomic distance (Å)	Clash overlap (Å)
1:K:102:GLU:HB2	1:K:442:VAL:HG13	1.91	0.51
1:B:191:GLU:O	1:B:334:ASP:HA	2.11	0.51
1:I:155:ASP:OD1	1:I:157:THR:HB	2.11	0.51
1:I:413:ALA:CB	1:I:475:ASN:HD22	2.23	0.51
1:J:349:ILE:HA	1:J:352:GLN:HG3	1.93	0.51
1:L:193:MET:CE	1:L:292:ILE:HG12	2.41	0.51
1:M:230:ILE:HG21	1:M:261:THR:HG21	1.93	0.51
1:A:201:SER:O	1:A:202:PRO:O	2.29	0.51
1:H:221:LEU:HD23	1:H:249:ILE:HD12	1.92	0.51
1:J:102:GLU:HB2	1:J:442:VAL:HG13	1.93	0.51
1:E:247:LEU:HB3	1:E:273:VAL:HG22	1.92	0.50
1:J:118:ARG:NH2	6:J:3085:HOH:O	2.41	0.50
1:F:305:ILE:O	1:F:305:ILE:HG22	2.11	0.50
1:K:230:ILE:HD13	1:K:261:THR:HG21	1.92	0.50
1:K:463:SER:O	1:K:467:ASN:HB2	2.11	0.50
1:L:31:LEU:HD13	1:L:90:THR:CG2	2.41	0.50
1:B:166:MET:CE	1:B:171:LYS:HA	2.41	0.50
1:C:314:LEU:HD23	1:C:317:LEU:HD22	1.92	0.50
1:D:451:LEU:C	1:D:451:LEU:HD23	2.32	0.50
1:I:191:GLU:O	1:I:334:ASP:HA	2.11	0.50
1:I:460:GLU:O	1:I:462:PRO:HD3	2.11	0.50
1:N:223:ALA:O	1:N:251:ALA:HA	2.12	0.50
1:B:230:ILE:HD13	1:B:261:THR:HG21	1.94	0.50
1:B:270:ILE:HA	1:C:231:ARG:NH1	2.26	0.50
1:H:247:LEU:CD2	1:H:249:ILE:HD11	2.41	0.50
1:J:259:LEU:O	1:J:263:VAL:HG23	2.12	0.50
1:N:248:LEU:HD13	1:N:325:ILE:HD11	1.94	0.50
1:D:263:VAL:O	1:D:267:MET:HB2	2.12	0.50
1:E:264:VAL:HG12	1:E:265:ASN:N	2.27	0.50
1:F:18:ARG:HG2	1:F:67:GLU:CD	2.32	0.50
1:F:259:LEU:O	1:F:263:VAL:HG23	2.11	0.50
1:J:7:LYS:HG3	1:J:66:PHE:CZ	2.47	0.50
1:K:155:ASP:OD1	1:K:157:THR:HB	2.11	0.50
1:L:193:MET:HG3	1:L:371:LYS:HB3	1.94	0.50
1:M:193:MET:HG3	1:M:371:LYS:HB3	1.92	0.50
1:N:230:ILE:HG21	1:N:261:THR:HG21	1.94	0.50
1:C:230:ILE:HG22	1:C:257:GLU:OE2	2.11	0.50
1:I:218:PRO:CB	1:I:246:PRO:HG2	2.41	0.50
1:M:37:ASN:HD21	1:M:51:LYS:HE3	1.75	0.50
1:M:191:GLU:O	1:M:334:ASP:HA	2.12	0.50
1:E:270:ILE:O	1:E:271:VAL:HB	2.12	0.50

Continued on next page...

Continued from previous page...

Atom-1	Atom-2	Interatomic distance (Å)	Clash overlap (Å)
1:G:183:LEU:O	1:G:184:GLN:HG3	2.12	0.50
1:G:242:LYS:O	1:G:244:GLY:N	2.44	0.50
1:G:461:GLU:HB3	6:G:3186:HOH:O	2.10	0.50
1:H:39:VAL:HG12	1:I:69:MET:HE2	1.92	0.50
1:H:83:ASP:OD2	1:H:327:LYS:CD	2.60	0.50
1:I:228:SER:O	1:I:257:GLU:HB3	2.11	0.50
1:K:173:GLY:O	1:K:404:ARG:NH2	2.44	0.50
1:M:269:GLY:CA	1:N:229:ASN:CG	2.79	0.50
1:N:72:GLN:OE1	1:N:75:LYS:HE3	2.10	0.50
1:N:173:GLY:O	1:N:404:ARG:NH2	2.45	0.50
1:N:201:SER:O	1:N:202:PRO:O	2.30	0.50
1:A:183:LEU:O	1:A:184:GLN:HG3	2.12	0.50
1:A:201:SER:C	1:A:202:PRO:O	2.50	0.50
1:J:77:VAL:HG21	1:J:510:VAL:HB	1.93	0.50
1:A:202:PRO:O	1:A:204:PHE:N	2.38	0.50
1:B:104:LEU:HB3	4:B:1510:MPD:H31	1.94	0.50
1:D:413:ALA:H	1:D:475:ASN:ND2	2.10	0.50
1:G:23:LEU:CD2	1:G:74:VAL:HG22	2.41	0.50
1:G:413:ALA:CB	1:G:417:VAL:HG22	2.42	0.50
1:I:130:GLU:HB3	1:I:422:VAL:HG22	1.94	0.50
1:L:229:ASN:HA	1:L:257:GLU:OE1	2.12	0.50
1:M:153:ASN:O	1:M:154:SER:HB2	2.12	0.50
1:M:381:VAL:HG21	1:M:393:LYS:HA	1.93	0.50
1:M:413:ALA:N	1:M:475:ASN:HD22	2.10	0.50
1:B:183:LEU:HA	1:B:383:ALA:N	2.27	0.49
1:G:346:VAL:O	1:G:350:ARG:HB2	2.12	0.49
1:H:349:ILE:O	1:H:353:ILE:HG13	2.11	0.49
1:I:77:VAL:HG21	1:I:510:VAL:HB	1.94	0.49
1:K:287:ALA:HB1	1:K:368:ARG:NH1	2.27	0.49
1:K:310:GLU:OE1	1:K:310:GLU:N	2.44	0.49
1:L:239:ALA:HB1	1:L:314:LEU:HG	1.93	0.49
1:M:140:ASP:OD2	1:M:142:LYS:HB3	2.12	0.49
1:N:263:VAL:O	1:N:267:MET:HB2	2.12	0.49
1:C:225:LYS:NZ	1:C:232:GLU:OE2	2.46	0.49
1:G:413:ALA:H	1:G:475:ASN:ND2	2.08	0.49
1:L:202:PRO:O	1:L:204:PHE:N	2.43	0.49
1:L:202:PRO:O	1:L:203:TYR:HB2	2.12	0.49
1:L:230:ILE:HB	1:L:258:ALA:HA	1.94	0.49
1:N:28:LYS:HD2	1:N:453:GLN:OE1	2.13	0.49
1:D:178:GLU:HA	1:D:393:LYS:HE2	1.94	0.49
1:E:49:ILE:HD12	1:F:513:LEU:HD13	1.94	0.49

Continued on next page...

Continued from previous page...

Atom-1	Atom-2	Interatomic distance (Å)	Clash overlap (Å)
1:F:178:GLU:HA	1:F:393:LYS:HE2	1.93	0.49
1:I:26:ALA:HA	1:J:8:PHE:HE1	1.77	0.49
1:J:37:ASN:ND2	1:J:51:LYS:HG3	2.27	0.49
1:K:247:LEU:HD21	1:K:249:ILE:HD11	1.95	0.49
1:M:72:GLN:OE1	1:M:75:LYS:HE3	2.12	0.49
1:M:336:VAL:O	1:M:336:VAL:HG12	2.11	0.49
1:D:40:LEU:HD13	1:D:59:GLU:HG3	1.93	0.49
1:D:273:VAL:HG12	1:D:274:ALA:N	2.27	0.49
1:H:37:ASN:ND2	1:H:51:LYS:HG3	2.27	0.49
1:H:352:GLN:HB2	1:H:365:LEU:HD13	1.94	0.49
1:K:383:ALA:HB3	1:K:389:MET:HB2	1.94	0.49
1:L:216:GLU:C	1:L:218:PRO:HD3	2.31	0.49
1:L:305:ILE:HD12	1:L:307:MET:HE2	1.93	0.49
1:M:102:GLU:HB2	1:M:442:VAL:HG13	1.94	0.49
1:N:218:PRO:CB	1:N:246:PRO:HG2	2.42	0.49
1:B:413:ALA:H	1:B:475:ASN:ND2	2.11	0.49
1:C:413:ALA:CB	1:C:475:ASN:HD22	2.25	0.49
1:D:193:MET:HE1	1:D:292:ILE:HG12	1.94	0.49
1:D:200:LEU:HG	1:D:276:VAL:HA	1.95	0.49
1:E:284:ARG:NH1	1:E:364:LYS:HD2	2.27	0.49
1:G:18:ARG:HG2	1:G:67:GLU:CD	2.33	0.49
1:G:178:GLU:HA	1:G:393:LYS:HE2	1.94	0.49
1:K:270:ILE:O	1:K:271:VAL:HB	2.12	0.49
1:K:496:PRO:HB2	1:K:499:VAL:HG13	1.94	0.49
1:L:218:PRO:CB	1:L:246:PRO:HG2	2.43	0.49
1:L:313:THR:O	1:L:317:LEU:HD13	2.13	0.49
1:N:200:LEU:HG	1:N:276:VAL:HA	1.94	0.49
1:D:18:ARG:HG2	1:D:67:GLU:CD	2.33	0.49
1:D:183:LEU:HA	1:D:383:ALA:N	2.28	0.49
1:E:178:GLU:HA	1:E:393:LYS:HE2	1.95	0.49
1:I:217:SER:N	1:I:218:PRO:CD	2.75	0.49
1:L:16:MET:O	1:L:20:VAL:HG13	2.12	0.49
1:M:77:VAL:HG21	1:M:510:VAL:HB	1.95	0.49
1:M:221:LEU:HD11	1:M:301:ILE:HD12	1.94	0.49
1:C:166:MET:CE	1:C:171:LYS:HA	2.42	0.49
1:E:183:LEU:HA	1:E:383:ALA:N	2.27	0.49
1:F:183:LEU:O	1:F:184:GLN:HG3	2.12	0.49
1:G:247:LEU:HD21	1:G:249:ILE:HD11	1.93	0.49
1:I:263:VAL:O	1:I:267:MET:HB2	2.13	0.49
1:K:248:LEU:HD13	1:K:325:ILE:HD11	1.95	0.49
1:M:248:LEU:HD13	1:M:325:ILE:HD11	1.94	0.49

Continued on next page...

Continued from previous page...

Atom-1	Atom-2	Interatomic distance (Å)	Clash overlap (Å)
1:M:263:VAL:O	1:M:267:MET:HB2	2.12	0.49
1:N:219:PHE:HB3	1:N:317:LEU:HD23	1.95	0.49
1:F:284:ARG:NH1	1:F:364:LYS:HD2	2.28	0.49
1:H:314:LEU:HA	1:H:317:LEU:HD22	1.95	0.49
1:L:34:LYS:HE2	1:M:118:ARG:HH22	1.77	0.49
1:L:160:LYS:O	1:L:164:GLU:HG3	2.12	0.49
1:N:259:LEU:O	1:N:263:VAL:HG23	2.12	0.49
1:N:460:GLU:O	1:N:462:PRO:HD3	2.13	0.49
1:A:430:ARG:NH2	6:A:3018:HOH:O	2.45	0.49
1:B:23:LEU:HD23	1:B:74:VAL:HG22	1.94	0.49
1:C:183:LEU:O	1:C:184:GLN:HG3	2.13	0.49
1:H:77:VAL:HG21	1:H:510:VAL:HB	1.95	0.49
1:K:68:ASN:O	1:K:72:GLN:HG2	2.13	0.49
1:K:272:LYS:HZ3	1:L:229:ASN:ND2	2.04	0.49
1:L:221:LEU:HB3	1:L:249:ILE:HD13	1.94	0.49
1:L:336:VAL:O	1:L:336:VAL:HG12	2.13	0.49
1:L:383:ALA:HB3	1:L:389:MET:HB2	1.93	0.49
1:M:305:ILE:O	1:M:305:ILE:HG22	2.12	0.49
1:D:496:PRO:HB2	1:D:499:VAL:HG13	1.95	0.49
1:E:413:ALA:HB2	1:E:475:ASN:HD22	1.78	0.49
1:H:68:ASN:O	1:H:72:GLN:HG2	2.13	0.49
1:H:102:GLU:HB2	1:H:442:VAL:HG13	1.94	0.49
1:K:259:LEU:O	1:K:263:VAL:HG23	2.13	0.49
1:L:302:SER:H	1:L:307:MET:CE	2.26	0.49
1:N:102:GLU:HB2	1:N:442:VAL:HG13	1.95	0.49
1:N:193:MET:CE	1:N:292:ILE:HG12	2.43	0.49
1:C:49:ILE:HD12	1:D:513:LEU:HD13	1.95	0.48
1:D:413:ALA:CB	1:D:417:VAL:HG22	2.43	0.48
1:E:242:LYS:O	1:E:243:ALA:HB3	2.12	0.48
1:F:83:ASP:OD2	1:F:327:LYS:HD3	2.12	0.48
1:F:273:VAL:HG12	1:F:274:ALA:N	2.28	0.48
1:F:413:ALA:HB2	1:F:475:ASN:HD22	1.78	0.48
1:G:413:ALA:HB2	1:G:475:ASN:HD22	1.77	0.48
1:H:463:SER:O	1:H:467:ASN:HB2	2.12	0.48
1:I:230:ILE:HD13	1:I:261:THR:HG21	1.93	0.48
1:J:310:GLU:OE1	1:J:310:GLU:N	2.43	0.48
1:L:132:LYS:O	1:L:135:SER:HB3	2.13	0.48
1:N:202:PRO:C	1:N:204:PHE:H	2.16	0.48
1:A:40:LEU:HD13	1:A:59:GLU:HG3	1.95	0.48
1:A:383:ALA:HB3	1:A:389:MET:HB2	1.95	0.48
1:B:183:LEU:O	1:B:184:GLN:HG3	2.13	0.48

Continued on next page...

Continued from previous page...

Atom-1	Atom-2	Interatomic distance (Å)	Clash overlap (Å)
1:C:266:THR:CG2	1:C:273:VAL:H	2.26	0.48
1:E:18:ARG:HG2	1:E:67:GLU:CD	2.32	0.48
1:F:266:THR:CG2	1:F:273:VAL:HB	2.43	0.48
1:H:457:ASN:OD1	4:H:1516:MPD:H13	2.13	0.48
1:J:319:GLN:HB3	1:J:336:VAL:CG2	2.43	0.48
1:L:463:SER:O	1:L:467:ASN:HB2	2.13	0.48
1:E:182:GLY:O	1:E:183:LEU:C	2.52	0.48
1:F:85:ALA:HB1	1:F:499:VAL:HG12	1.95	0.48
1:I:70:GLY:HA2	1:I:73:MET:HE3	1.95	0.48
1:J:57:ALA:O	1:J:75:LYS:HD2	2.13	0.48
1:L:221:LEU:HD11	1:L:301:ILE:HD12	1.96	0.48
1:M:479:ASN:ND2	1:M:493:ILE:HD11	2.28	0.48
1:A:381:VAL:HG21	1:A:393:LYS:HA	1.95	0.48
1:D:247:LEU:CD2	1:D:249:ILE:HD11	2.43	0.48
1:H:217:SER:N	1:H:218:PRO:CD	2.76	0.48
1:I:153:ASN:O	1:I:154:SER:HB2	2.14	0.48
1:I:272:LYS:NZ	1:J:228:SER:HB3	2.29	0.48
1:J:130:GLU:HB3	1:J:422:VAL:HG22	1.96	0.48
1:A:303:GLU:O	1:A:306:GLY:N	2.41	0.48
1:B:303:GLU:O	1:B:306:GLY:N	2.40	0.48
1:D:191:GLU:O	1:D:334:ASP:HA	2.13	0.48
1:E:183:LEU:O	1:E:184:GLN:HG3	2.14	0.48
1:F:173:GLY:O	1:F:404:ARG:NH2	2.46	0.48
1:I:314:LEU:HA	1:I:317:LEU:HD22	1.94	0.48
1:I:496:PRO:HB2	1:I:499:VAL:HG13	1.94	0.48
1:L:305:ILE:O	1:L:305:ILE:HG22	2.12	0.48
1:L:344:GLY:O	1:L:347:ALA:HB3	2.14	0.48
1:N:57:ALA:O	1:N:75:LYS:HD2	2.13	0.48
1:N:222:LEU:HD11	1:N:293:ALA:HA	1.96	0.48
1:B:18:ARG:HG2	1:B:67:GLU:CD	2.34	0.48
1:C:217:SER:N	1:C:218:PRO:CD	2.77	0.48
1:C:242:LYS:C	1:C:244:GLY:N	2.64	0.48
1:D:16:MET:HB3	1:D:514:MET:HE1	1.96	0.48
1:F:71:ALA:O	1:F:75:LYS:HB2	2.14	0.48
1:J:430:ARG:HD2	6:J:3082:HOH:O	2.13	0.48
1:L:153:ASN:O	1:L:154:SER:HB2	2.13	0.48
1:L:381:VAL:HG21	1:L:393:LYS:HA	1.95	0.48
1:M:269:GLY:HA2	1:N:229:ASN:ND2	2.28	0.48
1:A:166:MET:CE	1:A:171:LYS:HA	2.44	0.48
1:C:178:GLU:HA	1:C:393:LYS:HE2	1.95	0.48
1:D:23:LEU:CD2	1:D:74:VAL:HG22	2.44	0.48

Continued on next page...

Continued from previous page...

Atom-1	Atom-2	Interatomic distance (Å)	Clash overlap (Å)
1:E:202:PRO:O	1:E:203:TYR:HB2	2.12	0.48
1:E:215:LEU:HB2	1:E:323:VAL:HG22	1.96	0.48
1:E:269:GLY:CA	1:F:229:ASN:ND2	2.76	0.48
1:G:266:THR:CG2	1:G:273:VAL:HB	2.44	0.48
1:I:193:MET:HG2	1:I:194:GLN:N	2.28	0.48
1:J:193:MET:HG2	1:J:194:GLN:N	2.28	0.48
1:K:349:ILE:O	1:K:353:ILE:HG13	2.13	0.48
1:L:144:ILE:HG23	1:L:403:THR:CG2	2.44	0.48
1:N:221:LEU:HD23	1:N:249:ILE:HD12	1.95	0.48
1:B:305:ILE:O	1:B:305:ILE:HG22	2.12	0.48
1:F:383:ALA:HB3	1:F:389:MET:HB2	1.95	0.48
1:F:478:TYR:CE2	1:F:480:ALA:HA	2.49	0.48
1:H:70:GLY:HA2	1:H:73:MET:HE3	1.96	0.48
1:H:193:MET:CE	1:H:292:ILE:HG12	2.44	0.48
1:H:336:VAL:O	1:H:336:VAL:HG12	2.13	0.48
1:I:287:ALA:HB1	1:I:368:ARG:NH1	2.28	0.48
1:L:220:ILE:HD12	1:L:296:THR:HG21	1.95	0.48
1:L:270:ILE:O	1:L:271:VAL:HB	2.14	0.48
1:N:217:SER:N	1:N:218:PRO:CD	2.76	0.48
1:D:201:SER:C	1:D:202:PRO:O	2.50	0.48
1:F:197:ARG:HD2	1:F:277:LYS:HB2	1.96	0.48
1:G:242:LYS:C	1:G:244:GLY:N	2.67	0.48
1:H:134:LEU:HD11	1:H:475:ASN:ND2	2.28	0.48
1:I:5:ASP:HB2	1:I:524:LEU:CD1	2.44	0.48
1:I:118:ARG:HG3	6:I:3052:HOH:O	2.14	0.48
1:J:478:TYR:CE2	1:J:480:ALA:HA	2.49	0.48
1:K:217:SER:N	1:K:218:PRO:CD	2.76	0.48
1:M:451:LEU:HD23	1:M:455:VAL:HG23	1.96	0.48
1:A:496:PRO:HB2	1:A:499:VAL:HG13	1.96	0.48
1:D:288:MET:HG2	1:D:368:ARG:HD3	1.94	0.48
1:D:359:ASP:HA	1:D:362:ARG:HH12	1.78	0.48
1:E:28:LYS:HD2	1:E:453:GLN:OE1	2.13	0.48
1:H:146:GLN:O	1:H:150:ILE:HG13	2.14	0.48
1:H:231:ARG:NH1	1:N:241:ALA:HB3	2.29	0.48
1:H:460:GLU:O	1:H:462:PRO:HD3	2.13	0.48
1:N:463:SER:O	1:N:467:ASN:HB2	2.14	0.48
1:B:217:SER:N	1:B:218:PRO:CD	2.77	0.47
1:C:455:VAL:CG1	1:C:460:GLU:HB2	2.44	0.47
1:G:266:THR:HG21	1:G:273:VAL:HB	1.96	0.47
1:H:200:LEU:HG	1:H:276:VAL:HA	1.96	0.47
1:I:37:ASN:ND2	1:I:51:LYS:HG3	2.28	0.47

Continued on next page...

Continued from previous page...

Atom-1	Atom-2	Interatomic distance (Å)	Clash overlap (Å)
1:J:272:LYS:NZ	1:K:228:SER:HB3	2.29	0.47
1:J:342:ILE:O	1:J:346:VAL:HG23	2.14	0.47
1:J:438:VAL:O	1:J:442:VAL:HG23	2.14	0.47
4:K:1506:MPD:H53	6:K:3099:HOH:O	2.14	0.47
1:M:345:ARG:HD3	6:M:3113:HOH:O	2.14	0.47
1:N:5:ASP:HB2	1:N:524:LEU:CD1	2.44	0.47
1:A:18:ARG:HG2	1:A:67:GLU:CD	2.35	0.47
1:D:413:ALA:HB2	1:D:475:ASN:HD22	1.79	0.47
1:F:182:GLY:O	1:F:183:LEU:C	2.52	0.47
1:H:31:LEU:HD13	1:H:90:THR:HG22	1.96	0.47
1:K:37:ASN:ND2	1:K:51:LYS:HG3	2.29	0.47
1:M:199:TYR:C	1:M:201:SER:H	2.18	0.47
1:M:217:SER:N	1:M:218:PRO:CD	2.77	0.47
1:N:7:LYS:HG3	1:N:66:PHE:CZ	2.49	0.47
1:F:215:LEU:HB2	1:F:323:VAL:HG22	1.96	0.47
1:F:266:THR:HG21	1:F:273:VAL:HB	1.95	0.47
1:G:259:LEU:O	1:G:263:VAL:HG23	2.14	0.47
1:H:228:SER:HB3	1:N:272:LYS:HZ1	1.78	0.47
1:N:222:LEU:CD1	1:N:293:ALA:HA	2.44	0.47
1:A:242:LYS:C	1:A:244:GLY:N	2.66	0.47
1:A:268:ARG:O	1:A:270:ILE:HG13	2.14	0.47
1:A:513:LEU:HD13	1:G:49:ILE:CD1	2.45	0.47
1:C:83:ASP:OD2	1:C:327:LYS:HD3	2.14	0.47
1:C:305:ILE:HG22	1:C:305:ILE:O	2.12	0.47
1:D:220:ILE:HD12	1:D:296:THR:HG21	1.96	0.47
1:E:217:SER:N	1:E:218:PRO:HD3	2.30	0.47
1:H:130:GLU:HB3	1:H:422:VAL:HG22	1.96	0.47
1:M:218:PRO:CB	1:M:246:PRO:HG2	2.41	0.47
1:A:28:LYS:HD2	1:A:453:GLN:OE1	2.15	0.47
1:B:28:LYS:HD2	1:B:453:GLN:OE1	2.15	0.47
1:B:182:GLY:O	1:B:183:LEU:C	2.53	0.47
1:B:353:ILE:HD13	1:B:366:GLN:HG3	1.97	0.47
1:C:349:ILE:O	1:C:353:ILE:HG13	2.15	0.47
1:E:369:VAL:HG23	1:E:370:ALA:N	2.29	0.47
1:I:7:LYS:HG3	1:I:66:PHE:CZ	2.49	0.47
1:I:272:LYS:HZ1	1:J:228:SER:HB3	1.80	0.47
1:B:230:ILE:HG22	1:B:257:GLU:OE2	2.14	0.47
1:C:259:LEU:O	1:C:263:VAL:HG23	2.14	0.47
1:H:39:VAL:CG1	1:I:69:MET:HE2	2.45	0.47
1:I:57:ALA:O	1:I:75:LYS:HD2	2.15	0.47
1:J:68:ASN:O	1:J:72:GLN:HG2	2.14	0.47

Continued on next page...

Continued from previous page...

Atom-1	Atom-2	Interatomic distance (Å)	Clash overlap (Å)
1:J:153:ASN:O	1:J:154:SER:HB2	2.13	0.47
1:K:186:GLU:HB2	1:K:380:LYS:HB2	1.97	0.47
1:K:202:PRO:C	1:K:204:PHE:H	2.17	0.47
1:M:349:ILE:O	1:M:353:ILE:HG13	2.14	0.47
1:N:220:ILE:HD12	1:N:296:THR:HG21	1.96	0.47
1:A:359:ASP:HA	1:A:362:ARG:HH12	1.79	0.47
1:D:472:GLY:HA3	1:D:476:TYR:CD2	2.49	0.47
1:E:40:LEU:HD13	1:E:59:GLU:HG3	1.96	0.47
1:F:191:GLU:O	1:F:334:ASP:HA	2.15	0.47
1:F:217:SER:N	1:F:218:PRO:CD	2.77	0.47
1:G:305:ILE:O	1:G:305:ILE:HG22	2.15	0.47
1:I:247:LEU:HD21	1:I:249:ILE:HD11	1.97	0.47
1:I:354:GLU:C	1:I:356:ALA:H	2.17	0.47
1:J:152:ALA:O	1:J:153:ASN:HB3	2.15	0.47
1:M:183:LEU:HD22	1:M:184:GLN:N	2.30	0.47
1:A:413:ALA:CB	1:A:475:ASN:HD22	2.27	0.47
1:E:200:LEU:HG	1:E:276:VAL:HA	1.95	0.47
1:E:217:SER:N	1:E:218:PRO:CD	2.77	0.47
1:E:263:VAL:O	1:E:267:MET:HB2	2.15	0.47
1:L:460:GLU:O	1:L:462:PRO:HD3	2.15	0.47
1:L:478:TYR:CE2	1:L:480:ALA:HA	2.50	0.47
1:M:247:LEU:HD21	1:M:249:ILE:HD11	1.97	0.47
1:N:183:LEU:HD22	1:N:184:GLN:H	1.80	0.47
1:B:263:VAL:O	1:B:267:MET:HB2	2.15	0.47
1:C:383:ALA:O	1:C:384:ALA:CB	2.59	0.47
1:C:472:GLY:HA3	1:C:476:TYR:CD2	2.50	0.47
1:E:524:LEU:HD12	1:E:524:LEU:HA	1.75	0.47
1:K:144:ILE:HG23	1:K:403:THR:CG2	2.44	0.47
1:K:220:ILE:CD1	1:K:296:THR:HG21	2.44	0.47
1:K:429:LEU:HG	1:K:440:ILE:HD13	1.96	0.47
1:L:358:SER:HB3	1:L:361:ASP:OD1	2.15	0.47
1:C:28:LYS:HD2	1:C:453:GLN:OE1	2.14	0.47
1:E:23:LEU:CD2	1:E:74:VAL:HG22	2.45	0.47
1:E:386:GLU:HB2	1:F:281:PHE:HB3	1.97	0.47
1:G:202:PRO:C	1:G:204:PHE:H	2.16	0.47
1:H:385:THR:OG1	1:H:388:GLU:HG3	2.15	0.47
1:I:217:SER:N	1:I:218:PRO:HD3	2.30	0.47
1:K:38:VAL:HG13	1:L:519:CYS:HB3	1.95	0.47
1:N:266:THR:HG21	1:N:273:VAL:HB	1.97	0.47
1:A:326:ASN:HB3	1:A:327:LYS:H	1.61	0.46
1:D:217:SER:N	1:D:218:PRO:CD	2.77	0.46

Continued on next page...

Continued from previous page...

Atom-1	Atom-2	Interatomic distance (Å)	Clash overlap (Å)
1:E:166:MET:CE	1:E:171:LYS:HA	2.44	0.46
1:E:269:GLY:HA3	1:F:229:ASN:ND2	2.30	0.46
1:E:472:GLY:HA3	1:E:476:TYR:CD2	2.49	0.46
1:G:344:GLY:O	1:G:347:ALA:HB3	2.14	0.46
1:K:193:MET:HE1	1:K:292:ILE:HG12	1.97	0.46
1:K:193:MET:HG2	1:K:194:GLN:N	2.29	0.46
1:A:183:LEU:HA	1:A:383:ALA:N	2.30	0.46
1:A:362:ARG:HG2	1:A:366:GLN:NE2	2.31	0.46
1:C:193:MET:HE1	1:C:292:ILE:HG12	1.96	0.46
1:F:202:PRO:C	1:F:204:PHE:H	2.18	0.46
1:L:319:GLN:O	1:L:336:VAL:HG23	2.16	0.46
1:M:130:GLU:HB3	1:M:422:VAL:HG22	1.96	0.46
1:M:453:GLN:HE22	4:M:1518:MPD:H11	1.80	0.46
1:N:77:VAL:HG21	1:N:510:VAL:HB	1.96	0.46
1:N:152:ALA:O	1:N:153:ASN:HB3	2.14	0.46
1:B:201:SER:C	1:B:202:PRO:O	2.51	0.46
1:B:496:PRO:HB2	1:B:499:VAL:HG13	1.97	0.46
1:H:26:ALA:HA	1:I:8:PHE:HE1	1.79	0.46
1:H:478:TYR:CE2	1:H:480:ALA:HA	2.50	0.46
1:K:16:MET:HB3	1:K:514:MET:CE	2.45	0.46
1:L:259:LEU:O	1:L:263:VAL:HG23	2.16	0.46
1:L:349:ILE:CG2	1:L:369:VAL:HG13	2.45	0.46
1:N:413:ALA:N	1:N:475:ASN:HD22	2.13	0.46
1:A:273:VAL:HG12	1:A:274:ALA:N	2.30	0.46
1:D:478:TYR:CE2	1:D:480:ALA:HA	2.50	0.46
1:G:455:VAL:CG1	1:G:460:GLU:HB2	2.44	0.46
1:I:201:SER:C	1:I:202:PRO:O	2.51	0.46
1:B:131:LEU:HD21	1:B:500:THR:HG22	1.98	0.46
1:C:201:SER:C	1:C:202:PRO:O	2.52	0.46
1:C:248:LEU:HD13	1:C:325:ILE:HD11	1.98	0.46
1:F:200:LEU:HG	1:F:276:VAL:HA	1.96	0.46
1:H:152:ALA:O	1:H:153:ASN:HB3	2.16	0.46
1:H:266:THR:CG2	1:H:273:VAL:HB	2.45	0.46
1:H:413:ALA:N	1:H:475:ASN:HD22	2.14	0.46
1:K:16:MET:HB3	1:K:514:MET:HE1	1.98	0.46
1:K:230:ILE:HG21	1:K:261:THR:HG21	1.97	0.46
1:K:266:THR:HG21	1:K:273:VAL:HB	1.97	0.46
1:N:413:ALA:HB3	1:N:417:VAL:HG22	1.98	0.46
1:D:429:LEU:HD12	6:D:3081:HOH:O	2.15	0.46
1:H:381:VAL:HG21	1:H:393:LYS:HA	1.97	0.46
1:I:16:MET:HB3	1:I:514:MET:CE	2.46	0.46

Continued on next page...

Continued from previous page...

Atom-1	Atom-2	Interatomic distance (Å)	Clash overlap (Å)
1:I:152:ALA:O	1:I:153:ASN:HB3	2.15	0.46
1:I:314:LEU:HD23	1:I:317:LEU:HD22	1.97	0.46
1:L:25:ASP:OD1	1:L:28:LYS:HE2	2.15	0.46
1:L:173:GLY:O	1:L:404:ARG:NH2	2.48	0.46
1:M:455:VAL:CG1	1:M:460:GLU:HB2	2.44	0.46
1:N:305:ILE:HG22	1:N:305:ILE:O	2.16	0.46
1:N:441:LYS:O	1:N:445:ARG:HB2	2.15	0.46
1:A:217:SER:N	1:A:218:PRO:CD	2.78	0.46
1:B:346:VAL:O	1:B:350:ARG:HB2	2.16	0.46
1:C:353:ILE:HD13	1:C:366:GLN:HG3	1.97	0.46
1:D:349:ILE:O	1:D:353:ILE:HG13	2.16	0.46
1:E:169:VAL:CG1	1:E:377:ALA:HB2	2.46	0.46
1:E:383:ALA:HB3	1:E:389:MET:HB2	1.98	0.46
1:I:429:LEU:HG	1:I:440:ILE:HD13	1.97	0.46
1:I:455:VAL:CG1	1:I:460:GLU:HB2	2.46	0.46
1:K:13:ARG:NH1	1:K:518:GLU:OE2	2.48	0.46
1:K:381:VAL:HG21	1:K:393:LYS:HA	1.98	0.46
1:L:16:MET:HB3	1:L:514:MET:CE	2.45	0.46
1:L:57:ALA:O	1:L:75:LYS:HD2	2.15	0.46
1:L:193:MET:HG2	1:L:194:GLN:N	2.31	0.46
1:M:349:ILE:HA	1:M:352:GLN:CG	2.45	0.46
1:A:247:LEU:CD2	1:A:249:ILE:HD11	2.46	0.46
1:B:134:LEU:HD12	1:B:422:VAL:HG23	1.98	0.46
1:J:186:GLU:HB2	1:J:380:LYS:HB2	1.98	0.46
1:J:349:ILE:O	1:J:353:ILE:HG13	2.14	0.46
1:M:183:LEU:O	1:M:184:GLN:CB	2.58	0.46
1:N:193:MET:HG2	1:N:194:GLN:N	2.31	0.46
1:C:16:MET:HB3	1:C:514:MET:CE	2.46	0.46
1:C:191:GLU:O	1:C:334:ASP:HA	2.15	0.46
1:C:202:PRO:C	1:C:204:PHE:H	2.18	0.46
1:E:349:ILE:O	1:E:353:ILE:HG13	2.15	0.46
1:G:77:VAL:HG12	1:G:506:TYR:HB3	1.98	0.46
1:I:144:ILE:HG23	1:I:403:THR:CG2	2.45	0.46
1:I:200:LEU:HG	1:I:276:VAL:HA	1.98	0.46
1:I:204:PHE:O	1:I:213:VAL:HG22	2.15	0.46
1:I:381:VAL:HG21	1:I:393:LYS:HA	1.96	0.46
1:K:57:ALA:O	1:K:75:LYS:HD2	2.15	0.46
1:K:413:ALA:N	1:K:475:ASN:HD22	2.14	0.46
1:L:183:LEU:HD22	1:L:184:GLN:H	1.81	0.46
1:L:247:LEU:HD21	1:L:249:ILE:HD11	1.98	0.46
1:N:134:LEU:HD11	1:N:475:ASN:ND2	2.30	0.46

Continued on next page...

Continued from previous page...

Atom-1	Atom-2	Interatomic distance (Å)	Clash overlap (Å)
1:A:264:VAL:HG12	1:A:265:ASN:N	2.31	0.46
1:B:364:LYS:O	1:B:367:GLU:HB2	2.16	0.46
1:D:71:ALA:O	1:D:75:LYS:HB2	2.16	0.46
1:E:289:LEU:HD23	1:E:289:LEU:HA	1.77	0.46
1:E:413:ALA:CB	1:E:417:VAL:HG22	2.46	0.46
1:H:31:LEU:HD13	1:H:90:THR:CG2	2.46	0.46
1:H:257:GLU:HB2	1:N:269:GLY:HA3	1.97	0.46
1:I:13:ARG:NH1	1:I:518:GLU:OE2	2.49	0.46
1:M:16:MET:HB3	1:M:514:MET:CE	2.46	0.46
1:N:131:LEU:HD21	1:N:500:THR:HG22	1.99	0.46
1:N:153:ASN:O	1:N:154:SER:HB2	2.16	0.46
1:N:342:ILE:O	1:N:346:VAL:HG23	2.16	0.46
1:N:349:ILE:CG2	1:N:369:VAL:HG13	2.46	0.46
1:B:217:SER:N	1:B:218:PRO:HD3	2.32	0.45
1:C:385:THR:OG1	1:C:388:GLU:HG3	2.16	0.45
1:E:290:GLN:O	1:E:293:ALA:HB3	2.16	0.45
1:G:194:GLN:O	1:G:371:LYS:HE3	2.16	0.45
1:H:114:MET:HB3	6:H:3064:HOH:O	2.16	0.45
1:I:18:ARG:HG3	1:I:67:GLU:CD	2.36	0.45
1:I:266:THR:HG21	1:I:273:VAL:HB	1.98	0.45
1:J:25:ASP:OD1	1:J:28:LYS:HE2	2.17	0.45
1:K:202:PRO:O	1:K:203:TYR:HB2	2.15	0.45
1:A:305:ILE:O	1:A:305:ILE:HG22	2.16	0.45
1:A:349:ILE:HG21	1:A:369:VAL:HG13	1.98	0.45
1:B:144:ILE:HG23	1:B:403:THR:CG2	2.46	0.45
1:H:231:ARG:HH12	1:N:241:ALA:HB3	1.82	0.45
1:I:183:LEU:O	1:I:184:GLN:CB	2.54	0.45
1:J:217:SER:N	1:J:218:PRO:HD3	2.32	0.45
1:A:120:ILE:O	1:A:124:VAL:HG23	2.16	0.45
1:A:451:LEU:HD23	1:A:451:LEU:O	2.17	0.45
1:D:305:ILE:O	1:D:305:ILE:HG22	2.16	0.45
1:F:194:GLN:O	1:F:371:LYS:HE3	2.16	0.45
1:F:202:PRO:O	1:F:203:TYR:CB	2.61	0.45
1:I:291:ASP:OD2	1:I:368:ARG:HD2	2.16	0.45
1:L:49:ILE:CD1	1:M:513:LEU:HD13	2.46	0.45
1:N:18:ARG:HH12	4:N:1526:MPD:H31	1.80	0.45
1:A:221:LEU:HD23	1:A:249:ILE:HD12	1.99	0.45
1:B:225:LYS:NZ	1:B:232:GLU:OE2	2.50	0.45
1:E:77:VAL:HG21	1:E:510:VAL:HB	1.99	0.45
1:H:39:VAL:HG12	1:I:69:MET:CE	2.47	0.45
1:I:16:MET:O	1:I:20:VAL:HG13	2.16	0.45

Continued on next page...

Continued from previous page...

Atom-1	Atom-2	Interatomic distance (Å)	Clash overlap (Å)
1:I:270:ILE:O	1:I:271:VAL:CB	2.61	0.45
1:I:463:SER:O	1:I:467:ASN:HB2	2.16	0.45
1:K:49:ILE:HD12	1:L:513:LEU:HD13	1.98	0.45
1:L:413:ALA:N	1:L:475:ASN:HD22	2.15	0.45
1:N:235:PRO:CG	1:N:310:GLU:HA	2.41	0.45
1:A:351:GLN:O	1:A:354:GLU:HG2	2.17	0.45
1:A:472:GLY:HA3	1:A:476:TYR:CD2	2.51	0.45
1:D:326:ASN:HB3	1:D:327:LYS:H	1.64	0.45
1:F:217:SER:O	1:F:245:LYS:HD3	2.17	0.45
1:F:230:ILE:HD13	1:F:261:THR:HG21	1.98	0.45
1:G:176:THR:HG21	1:G:333:ILE:CD1	2.38	0.45
1:G:303:GLU:O	1:G:306:GLY:N	2.46	0.45
1:H:254:VAL:HG12	1:H:259:LEU:HB2	1.98	0.45
1:K:181:THR:O	1:L:282:GLY:HA3	2.16	0.45
1:K:478:TYR:CE2	1:K:480:ALA:HA	2.51	0.45
1:M:221:LEU:HB3	1:M:249:ILE:HD13	1.98	0.45
1:N:349:ILE:HA	1:N:352:GLN:CG	2.46	0.45
1:N:478:TYR:CE2	1:N:480:ALA:HA	2.52	0.45
1:B:24:ALA:O	1:B:28:LYS:HG2	2.17	0.45
1:B:90:THR:O	1:B:94:VAL:HG13	2.17	0.45
1:B:301:ILE:HD13	1:B:312:ALA:HB2	1.98	0.45
1:C:23:LEU:CD2	1:C:74:VAL:HG22	2.46	0.45
1:E:270:ILE:HG12	1:F:231:ARG:HH11	1.82	0.45
1:H:349:ILE:CG2	1:H:369:VAL:HG13	2.47	0.45
1:H:413:ALA:HB1	1:H:488:MET:HG3	1.98	0.45
1:I:221:LEU:HD23	1:I:249:ILE:HD12	1.97	0.45
1:K:413:ALA:HB3	1:K:417:VAL:HG22	1.99	0.45
1:N:16:MET:O	1:N:20:VAL:HG13	2.17	0.45
1:N:169:VAL:CG1	1:N:377:ALA:HB2	2.47	0.45
1:N:176:THR:HG22	1:N:177:VAL:N	2.32	0.45
1:B:16:MET:HB3	1:B:514:MET:CE	2.47	0.45
1:B:202:PRO:C	1:B:204:PHE:H	2.15	0.45
1:B:270:ILE:O	1:B:271:VAL:HB	2.16	0.45
1:B:295:LEU:HA	1:B:342:ILE:CD1	2.47	0.45
1:C:70:GLY:HA2	1:C:73:MET:HE2	1.99	0.45
1:C:183:LEU:HA	1:C:383:ALA:N	2.31	0.45
1:D:383:ALA:HB3	1:D:389:MET:HB2	1.97	0.45
1:G:40:LEU:HD13	1:G:59:GLU:HG3	1.98	0.45
1:K:183:LEU:HD22	1:K:184:GLN:H	1.81	0.45
1:K:191:GLU:O	1:K:334:ASP:HA	2.17	0.45
1:L:138:CYS:SG	1:L:147:VAL:HG21	2.57	0.45

Continued on next page...

Continued from previous page...

Atom-1	Atom-2	Interatomic distance (Å)	Clash overlap (Å)
1:N:413:ALA:HB1	1:N:488:MET:HG3	1.99	0.45
1:B:23:LEU:CD2	1:B:74:VAL:HG22	2.47	0.45
1:E:7:LYS:HE3	1:E:15:LYS:HE3	1.99	0.45
1:F:23:LEU:CD2	1:F:74:VAL:HG22	2.46	0.45
1:F:201:SER:C	1:F:202:PRO:O	2.52	0.45
1:F:472:GLY:HA3	1:F:476:TYR:CD2	2.51	0.45
1:H:413:ALA:HB3	1:H:417:VAL:HG22	1.99	0.45
1:H:451:LEU:HD23	1:H:451:LEU:O	2.16	0.45
1:I:25:ASP:OD1	1:I:28:LYS:HE2	2.16	0.45
1:K:201:SER:C	1:K:202:PRO:O	2.55	0.45
1:L:339:GLU:O	1:L:343:GLN:HB2	2.17	0.45
1:N:524:LEU:HD12	1:N:524:LEU:HA	1.81	0.45
1:A:193:MET:CE	1:A:292:ILE:HG12	2.46	0.45
1:A:429:LEU:HG	1:A:440:ILE:HD13	1.99	0.45
1:B:524:LEU:HA	1:B:524:LEU:HD12	1.77	0.45
1:C:478:TYR:CE2	1:C:480:ALA:HA	2.52	0.45
1:G:383:ALA:HB3	1:G:389:MET:HB2	1.99	0.45
1:J:200:LEU:HG	1:J:276:VAL:HA	1.99	0.45
1:L:198:GLY:O	1:L:276:VAL:HG12	2.17	0.45
1:L:451:LEU:O	1:L:451:LEU:HD23	2.17	0.45
1:M:478:TYR:CE2	1:M:480:ALA:HA	2.52	0.45
1:N:230:ILE:HB	1:N:258:ALA:HA	1.99	0.45
1:N:413:ALA:CB	1:N:417:VAL:HG22	2.47	0.45
1:A:223:ALA:O	1:A:251:ALA:HA	2.17	0.45
1:D:202:PRO:C	1:D:204:PHE:H	2.19	0.45
1:D:413:ALA:HB3	1:D:417:VAL:HG22	1.99	0.45
1:F:353:ILE:HD13	1:F:366:GLN:HG3	1.99	0.45
1:F:451:LEU:HD23	1:F:451:LEU:C	2.37	0.45
1:F:455:VAL:CG1	1:F:460:GLU:HB2	2.46	0.45
1:G:270:ILE:O	1:G:271:VAL:CB	2.64	0.45
1:I:413:ALA:N	1:I:475:ASN:HD22	2.14	0.45
1:J:13:ARG:NH1	1:J:518:GLU:OE2	2.50	0.45
1:J:18:ARG:HG3	1:J:67:GLU:CD	2.37	0.45
1:J:463:SER:O	1:J:467:ASN:HB2	2.16	0.45
1:K:152:ALA:O	1:K:153:ASN:HB3	2.17	0.45
1:K:252:GLU:O	1:K:253:ASP:HB2	2.16	0.45
1:N:230:ILE:HD13	1:N:261:THR:HG21	1.99	0.45
1:N:247:LEU:HD21	1:N:249:ILE:HD11	1.98	0.45
1:N:310:GLU:OE1	1:N:310:GLU:N	2.47	0.45
1:C:247:LEU:HB3	1:C:273:VAL:HG22	1.98	0.44
1:C:460:GLU:O	1:C:462:PRO:HD3	2.17	0.44

Continued on next page...

Continued from previous page...

Atom-1	Atom-2	Interatomic distance (Å)	Clash overlap (Å)
1:E:460:GLU:O	1:E:462:PRO:HD3	2.17	0.44
1:H:231:ARG:NH1	1:N:241:ALA:C	2.70	0.44
1:I:176:THR:HG22	1:I:177:VAL:N	2.31	0.44
1:J:219:PHE:HB3	1:J:317:LEU:HD23	1.97	0.44
1:K:112:ASN:HA	1:K:113:PRO:HD3	1.90	0.44
1:K:153:ASN:O	1:K:154:SER:HB2	2.17	0.44
1:L:37:ASN:ND2	1:L:51:LYS:HG3	2.32	0.44
1:L:202:PRO:C	1:L:204:PHE:H	2.19	0.44
1:M:326:ASN:HB3	1:M:327:LYS:H	1.57	0.44
1:M:392:LYS:O	1:M:396:VAL:HG23	2.17	0.44
1:A:524:LEU:HD21	1:G:63:GLU:HB2	1.99	0.44
1:B:82:ASN:HB2	1:B:89:THR:OG1	2.17	0.44
1:E:413:ALA:HB3	1:E:417:VAL:HG22	1.99	0.44
1:L:5:ASP:HB2	1:L:524:LEU:CD1	2.46	0.44
1:M:252:GLU:O	1:M:253:ASP:HB2	2.17	0.44
1:M:254:VAL:HG12	1:M:259:LEU:HB2	1.99	0.44
1:M:349:ILE:CG2	1:M:369:VAL:HG13	2.48	0.44
1:M:429:LEU:HG	1:M:440:ILE:HD13	1.98	0.44
1:N:201:SER:C	1:N:202:PRO:O	2.55	0.44
1:C:496:PRO:HB2	1:C:499:VAL:HG13	1.98	0.44
1:F:193:MET:CE	1:F:292:ILE:HG12	2.48	0.44
1:G:273:VAL:CG1	1:G:274:ALA:N	2.80	0.44
1:H:231:ARG:HH11	1:N:241:ALA:C	2.21	0.44
1:H:273:VAL:HG12	1:H:274:ALA:N	2.32	0.44
1:J:451:LEU:O	1:J:451:LEU:HD23	2.17	0.44
1:K:100:ILE:O	1:K:104:LEU:HG	2.17	0.44
1:M:144:ILE:HG23	1:M:403:THR:CG2	2.48	0.44
1:N:83:ASP:OD2	1:N:327:LYS:CD	2.63	0.44
1:N:144:ILE:HG23	1:N:403:THR:CG2	2.48	0.44
1:A:23:LEU:CD2	1:A:74:VAL:HG22	2.46	0.44
1:B:290:GLN:HB3	1:B:345:ARG:NH2	2.33	0.44
1:D:109:ALA:HB2	1:J:109:ALA:HB2	2.00	0.44
1:E:314:LEU:HD23	1:E:317:LEU:CD2	2.45	0.44
1:F:385:THR:OG1	1:F:388:GLU:HG3	2.18	0.44
1:G:70:GLY:HA2	1:G:73:MET:HE2	1.99	0.44
1:G:413:ALA:HB3	1:G:417:VAL:HG22	1.99	0.44
1:H:270:ILE:O	1:H:271:VAL:CB	2.66	0.44
1:H:282:GLY:HA3	1:N:181:THR:O	2.17	0.44
1:I:230:ILE:HG21	1:I:261:THR:HG21	1.99	0.44
1:J:38:VAL:HG13	1:K:519:CYS:HB3	2.00	0.44
1:J:266:THR:HG21	1:J:273:VAL:HB	1.98	0.44

Continued on next page...

Continued from previous page...

Atom-1	Atom-2	Interatomic distance (Å)	Clash overlap (Å)
1:J:344:GLY:O	1:J:347:ALA:HB3	2.17	0.44
1:K:455:VAL:CG1	1:K:460:GLU:HB2	2.45	0.44
1:L:152:ALA:O	1:L:153:ASN:HB3	2.17	0.44
1:M:217:SER:N	1:M:218:PRO:HD3	2.33	0.44
1:N:37:ASN:ND2	1:N:51:LYS:HG3	2.32	0.44
1:A:191:GLU:O	1:A:334:ASP:HA	2.17	0.44
1:E:310:GLU:OE1	1:E:310:GLU:N	2.51	0.44
1:F:359:ASP:HA	1:F:362:ARG:HH12	1.82	0.44
1:F:413:ALA:HB3	1:F:417:VAL:HG22	2.00	0.44
1:F:496:PRO:HB2	1:F:499:VAL:HG13	2.00	0.44
1:H:5:ASP:HB2	1:H:524:LEU:CD1	2.47	0.44
1:I:31:LEU:HD13	1:I:90:THR:HG22	1.99	0.44
1:I:202:PRO:O	1:I:203:TYR:CB	2.62	0.44
1:N:445:ARG:HH22	4:N:1515:MPD:H11	1.81	0.44
1:B:289:LEU:HD23	1:B:289:LEU:HA	1.86	0.44
1:F:218:PRO:HD2	1:F:320:ALA:O	2.17	0.44
1:G:183:LEU:HA	1:G:383:ALA:N	2.33	0.44
1:G:269:GLY:HA2	1:G:272:LYS:HZ2	1.83	0.44
1:H:262:LEU:O	1:H:266:THR:HG23	2.17	0.44
1:H:272:LYS:NZ	1:I:228:SER:HB3	2.33	0.44
1:H:455:VAL:CG1	1:H:460:GLU:HB2	2.48	0.44
1:I:112:ASN:HA	1:I:113:PRO:HD3	1.91	0.44
1:I:194:GLN:O	1:I:371:LYS:HE3	2.18	0.44
1:I:236:VAL:HG22	1:I:312:ALA:O	2.18	0.44
1:J:366:GLN:O	1:J:369:VAL:HG22	2.18	0.44
1:L:25:ASP:HA	1:L:28:LYS:HE2	2.00	0.44
1:L:207:LYS:O	1:L:211:GLY:N	2.50	0.44
1:M:216:GLU:C	1:M:218:PRO:HD3	2.38	0.44
1:M:451:LEU:HD23	1:M:451:LEU:O	2.18	0.44
1:N:13:ARG:NH1	1:N:518:GLU:OE2	2.49	0.44
1:A:85:ALA:HB1	1:A:499:VAL:HG12	1.99	0.44
1:B:202:PRO:O	1:B:203:TYR:HB2	2.18	0.44
1:C:364:LYS:O	1:C:367:GLU:HB2	2.18	0.44
1:C:369:VAL:HG23	1:C:370:ALA:N	2.32	0.44
1:D:460:GLU:O	1:D:462:PRO:HD3	2.18	0.44
1:F:144:ILE:HG23	1:F:403:THR:CG2	2.48	0.44
1:H:118:ARG:HH22	1:N:34:LYS:HE2	1.82	0.44
1:H:219:PHE:HB3	1:H:317:LEU:HD23	2.00	0.44
1:I:242:LYS:O	1:I:243:ALA:CB	2.66	0.44
1:I:329:THR:O	1:I:329:THR:HG22	2.18	0.44
1:J:202:PRO:O	1:J:203:TYR:CB	2.61	0.44

Continued on next page...

Continued from previous page...

Atom-1	Atom-2	Interatomic distance (Å)	Clash overlap (Å)
1:M:303:GLU:HG3	6:M:3108:HOH:O	2.17	0.44
1:B:77:VAL:HG21	1:B:510:VAL:HB	2.00	0.44
1:C:114:MET:HE2	6:C:3133:HOH:O	2.18	0.44
1:C:263:VAL:O	1:C:267:MET:HB2	2.18	0.44
1:D:16:MET:HB3	1:D:514:MET:CE	2.48	0.44
1:E:429:LEU:HG	1:E:440:ILE:HD13	1.99	0.44
1:F:220:ILE:HD12	1:F:296:THR:HG21	2.00	0.44
1:G:472:GLY:HA3	1:G:476:TYR:CD2	2.53	0.44
1:I:23:LEU:CD2	1:I:74:VAL:HG22	2.48	0.44
1:I:201:SER:O	1:I:202:PRO:O	2.36	0.44
1:I:349:ILE:O	1:I:353:ILE:HG13	2.17	0.44
1:J:85:ALA:CB	1:J:499:VAL:HG12	2.42	0.44
1:K:501:ARG:O	1:K:505:GLN:HG3	2.17	0.44
1:L:224:ASP:O	1:L:225:LYS:CB	2.65	0.44
1:L:248:LEU:HD13	1:L:325:ILE:HD11	2.00	0.44
1:B:215:LEU:HB2	1:B:323:VAL:HG22	2.00	0.44
1:C:7:LYS:HG3	1:C:66:PHE:CZ	2.53	0.44
1:E:77:VAL:HG12	1:E:506:TYR:HB3	2.00	0.44
1:E:191:GLU:OE2	4:E:1502:MPD:H53	2.17	0.44
1:E:217:SER:O	1:E:245:LYS:HD3	2.18	0.44
1:G:82:ASN:HB2	1:G:89:THR:OG1	2.18	0.44
1:H:201:SER:C	1:H:202:PRO:O	2.55	0.44
1:I:195:PHE:HB2	1:I:279:PRO:HB3	2.00	0.44
1:I:305:ILE:HD12	1:I:307:MET:HE2	2.00	0.44
1:J:71:ALA:O	1:J:75:LYS:HB2	2.18	0.44
1:J:305:ILE:HD12	1:J:307:MET:HE2	2.00	0.44
1:K:217:SER:N	1:K:218:PRO:HD3	2.32	0.44
1:L:455:VAL:CG1	1:L:460:GLU:HB2	2.48	0.44
1:N:70:GLY:HA2	1:N:73:MET:HE3	2.00	0.44
1:N:146:GLN:O	1:N:150:ILE:HG13	2.18	0.44
1:N:381:VAL:HG21	1:N:393:LYS:HA	2.00	0.44
1:N:445:ARG:HG2	2:N:1146:SO4:O2	2.18	0.44
1:A:77:VAL:HG12	1:A:506:TYR:HB3	2.00	0.43
1:A:118:ARG:HD2	1:A:436:GLN:HE22	1.83	0.43
1:A:353:ILE:HG23	1:A:362:ARG:HG3	2.00	0.43
1:C:38:VAL:HG22	1:D:519:CYS:HB3	2.00	0.43
1:C:182:GLY:O	1:C:183:LEU:C	2.55	0.43
1:D:85:ALA:HB1	1:D:499:VAL:HG12	1.99	0.43
1:D:132:LYS:O	1:D:135:SER:HB3	2.18	0.43
1:H:49:ILE:HD12	1:I:513:LEU:HD13	1.99	0.43
1:K:219:PHE:CB	1:K:317:LEU:HD23	2.44	0.43

Continued on next page...

Continued from previous page...

Atom-1	Atom-2	Interatomic distance (Å)	Clash overlap (Å)
1:K:460:GLU:O	1:K:462:PRO:HD3	2.18	0.43
1:M:201:SER:C	1:M:202:PRO:O	2.56	0.43
1:M:234:LEU:O	1:M:238:GLU:HG3	2.18	0.43
1:M:339:GLU:O	1:M:343:GLN:HB2	2.18	0.43
1:M:456:LEU:HG	4:M:1518:MPD:HM2	2.00	0.43
1:A:263:VAL:O	1:A:267:MET:HB2	2.18	0.43
1:B:494:LEU:C	1:B:494:LEU:HD12	2.38	0.43
1:C:230:ILE:HD11	1:C:237:LEU:HD11	2.00	0.43
1:E:169:VAL:HG11	1:E:377:ALA:HB2	2.00	0.43
1:E:416:GLY:HA2	6:E:3146:HOH:O	2.18	0.43
1:H:25:ASP:HA	1:H:28:LYS:HE2	2.01	0.43
1:M:34:LYS:HE2	1:N:118:ARG:NH2	2.25	0.43
1:N:18:ARG:NH1	4:N:1526:MPD:H31	2.33	0.43
1:N:202:PRO:O	1:N:204:PHE:N	2.43	0.43
1:B:284:ARG:O	1:B:288:MET:HG3	2.18	0.43
1:D:266:THR:CG2	1:D:273:VAL:H	2.31	0.43
1:D:301:ILE:HD13	1:D:312:ALA:HB2	2.00	0.43
1:E:16:MET:HB3	1:E:514:MET:CE	2.48	0.43
1:F:460:GLU:O	1:F:462:PRO:HD3	2.18	0.43
1:G:372:LEU:HD12	1:G:372:LEU:HA	1.76	0.43
1:H:518:GLU:HG3	4:N:1517:MPD:H12	2.00	0.43
1:I:451:LEU:HD23	1:I:455:VAL:HG23	1.99	0.43
1:J:247:LEU:HD21	1:J:249:ILE:HD11	2.00	0.43
1:J:353:ILE:HD13	1:J:366:GLN:OE1	2.18	0.43
1:L:417:VAL:O	1:L:420:ILE:HG22	2.18	0.43
1:A:102:GLU:HB2	1:A:442:VAL:HG13	2.00	0.43
1:B:272:LYS:HZ2	1:C:229:ASN:ND2	2.16	0.43
1:C:201:SER:O	1:C:202:PRO:O	2.36	0.43
1:E:122:LYS:HE2	1:E:429:LEU:HD11	2.00	0.43
1:E:259:LEU:O	1:E:263:VAL:HG23	2.18	0.43
1:E:478:TYR:CE2	1:E:480:ALA:HA	2.53	0.43
1:H:144:ILE:HG23	1:H:403:THR:CG2	2.48	0.43
1:H:314:LEU:HD23	1:H:317:LEU:HD22	1.99	0.43
1:H:429:LEU:HG	1:H:440:ILE:HD13	2.00	0.43
1:I:34:LYS:HE2	1:J:118:ARG:HH22	1.83	0.43
1:J:183:LEU:HD22	1:J:184:GLN:H	1.82	0.43
1:J:417:VAL:O	1:J:420:ILE:HG22	2.18	0.43
1:M:70:GLY:HA2	1:M:73:MET:HE3	2.00	0.43
1:M:463:SER:O	1:M:467:ASN:HB2	2.18	0.43
1:C:236:VAL:CG2	1:C:312:ALA:HB3	2.48	0.43
1:D:218:PRO:HB3	1:D:246:PRO:HG2	2.00	0.43

Continued on next page...

Continued from previous page...

Atom-1	Atom-2	Interatomic distance (Å)	Clash overlap (Å)
1:F:24:ALA:O	1:F:28:LYS:HG2	2.18	0.43
1:G:369:VAL:HG23	1:G:370:ALA:N	2.33	0.43
1:I:266:THR:CG2	1:I:273:VAL:HB	2.48	0.43
1:J:451:LEU:HD23	1:J:451:LEU:C	2.39	0.43
1:K:372:LEU:HD12	1:K:372:LEU:HA	1.86	0.43
1:A:90:THR:O	1:A:94:VAL:HG13	2.18	0.43
1:A:266:THR:CG2	1:A:273:VAL:HB	2.48	0.43
1:A:369:VAL:HG23	1:A:370:ALA:N	2.33	0.43
1:B:200:LEU:CD1	1:B:254:VAL:HB	2.49	0.43
1:C:296:THR:HB	1:C:319:GLN:H	1.83	0.43
1:D:166:MET:CE	1:D:171:LYS:HA	2.48	0.43
1:D:200:LEU:CD1	1:D:254:VAL:HB	2.48	0.43
1:D:222:LEU:CD1	1:D:293:ALA:HA	2.49	0.43
1:E:183:LEU:O	1:E:184:GLN:CB	2.66	0.43
1:E:242:LYS:C	1:E:244:GLY:N	2.70	0.43
1:F:349:ILE:CG2	1:F:369:VAL:HG13	2.48	0.43
1:H:16:MET:HB3	1:H:514:MET:CE	2.49	0.43
1:J:18:ARG:HB2	6:J:3074:HOH:O	2.18	0.43
1:J:193:MET:HE2	1:J:292:ILE:HG12	2.00	0.43
1:K:266:THR:CG2	1:K:273:VAL:HB	2.48	0.43
1:M:258:ALA:O	1:M:262:LEU:HG	2.18	0.43
1:N:16:MET:HB3	1:N:514:MET:CE	2.49	0.43
1:C:213:VAL:HB	1:C:325:ILE:HB	2.00	0.43
1:C:501:ARG:HG2	1:C:501:ARG:HH11	1.84	0.43
1:D:264:VAL:HG12	1:D:265:ASN:N	2.34	0.43
1:D:319:GLN:O	1:D:336:VAL:HG23	2.18	0.43
1:H:218:PRO:HD2	1:H:320:ALA:O	2.18	0.43
1:J:131:LEU:HD21	1:J:500:THR:HG22	2.01	0.43
1:M:16:MET:O	1:M:20:VAL:HG13	2.19	0.43
1:A:16:MET:O	1:A:20:VAL:HG13	2.18	0.43
1:A:284:ARG:NH1	1:A:364:LYS:HD2	2.33	0.43
1:A:349:ILE:O	1:A:353:ILE:HG13	2.19	0.43
1:B:49:ILE:HD12	1:C:513:LEU:HD13	2.00	0.43
1:B:77:VAL:HG12	1:B:506:TYR:HB3	2.01	0.43
1:B:183:LEU:O	1:B:184:GLN:CB	2.65	0.43
1:D:10:ASN:HB2	6:D:3029:HOH:O	2.19	0.43
1:E:213:VAL:HB	1:E:325:ILE:HB	2.01	0.43
1:E:326:ASN:HB2	1:E:329:THR:HB	2.01	0.43
1:I:180:GLY:HA3	1:I:381:VAL:O	2.19	0.43
1:J:201:SER:C	1:J:202:PRO:O	2.56	0.43
1:L:217:SER:N	1:L:218:PRO:HD3	2.34	0.43

Continued on next page...

Continued from previous page...

Atom-1	Atom-2	Interatomic distance (Å)	Clash overlap (Å)
1:M:112:ASN:HA	1:M:113:PRO:HD3	1.90	0.43
1:N:305:ILE:HD12	1:N:307:MET:HE2	2.01	0.43
1:B:472:GLY:HA3	1:B:476:TYR:CD2	2.54	0.43
1:C:270:ILE:O	1:C:271:VAL:CB	2.66	0.43
1:F:40:LEU:HD13	1:F:59:GLU:HG3	1.99	0.43
1:G:182:GLY:O	1:G:183:LEU:C	2.57	0.43
1:I:123:ALA:HB2	1:I:440:ILE:HG23	2.01	0.43
1:I:413:ALA:CB	1:I:417:VAL:HG22	2.49	0.43
1:L:176:THR:HG22	1:L:177:VAL:N	2.33	0.43
1:M:68:ASN:O	1:M:72:GLN:HG2	2.18	0.43
1:M:198:GLY:O	1:M:276:VAL:HG12	2.19	0.43
1:M:353:ILE:HG23	1:M:362:ARG:HG3	2.01	0.43
1:C:16:MET:O	1:C:20:VAL:HG13	2.18	0.43
1:H:451:LEU:HD23	1:H:455:VAL:HG23	2.00	0.43
1:I:413:ALA:HB3	1:I:417:VAL:HG22	1.99	0.43
1:J:413:ALA:HB3	1:J:417:VAL:HG22	2.00	0.43
1:K:349:ILE:HA	1:K:352:GLN:CG	2.48	0.43
1:M:18:ARG:HG3	1:M:67:GLU:CD	2.38	0.43
1:M:176:THR:HG22	1:M:177:VAL:N	2.34	0.43
1:M:201:SER:O	1:M:202:PRO:O	2.37	0.43
1:M:460:GLU:O	1:M:462:PRO:HD3	2.18	0.43
1:N:144:ILE:HD11	1:N:171:LYS:HE2	2.00	0.43
1:B:183:LEU:HG	1:B:384:ALA:HB2	2.01	0.42
1:B:462:PRO:HB2	2:B:1136:SO4:O1	2.19	0.42
1:C:326:ASN:ND2	1:C:329:THR:HB	2.28	0.42
1:H:25:ASP:OD1	1:H:28:LYS:HE2	2.19	0.42
1:J:381:VAL:HG21	1:J:393:LYS:HA	2.01	0.42
1:K:37:ASN:HD21	1:K:51:LYS:HE3	1.83	0.42
1:N:18:ARG:HG3	1:N:67:GLU:CD	2.39	0.42
1:N:112:ASN:HA	1:N:113:PRO:HD3	1.92	0.42
1:N:195:PHE:HB2	1:N:279:PRO:HB3	2.00	0.42
1:N:290:GLN:HB3	1:N:345:ARG:NH2	2.33	0.42
1:A:225:LYS:NZ	1:A:232:GLU:OE2	2.52	0.42
1:B:386:GLU:HB2	1:C:281:PHE:HB3	2.00	0.42
1:C:364:LYS:HA	1:C:364:LYS:HD3	1.88	0.42
1:F:112:ASN:HA	1:F:113:PRO:HD3	1.93	0.42
1:I:49:ILE:HD12	1:J:513:LEU:HD13	2.01	0.42
1:I:190:VAL:HB	1:I:334:ASP:OD1	2.19	0.42
1:I:372:LEU:HD12	1:I:372:LEU:HA	1.88	0.42
1:L:158:VAL:HG13	1:L:396:VAL:HG22	2.01	0.42
1:L:242:LYS:O	1:L:243:ALA:CB	2.67	0.42

Continued on next page...

Continued from previous page...

Atom-1	Atom-2	Interatomic distance (Å)	Clash overlap (Å)
1:L:345:ARG:HA	1:L:348:GLN:NE2	2.32	0.42
1:A:16:MET:HB3	1:A:514:MET:CE	2.49	0.42
1:C:169:VAL:CG1	1:C:377:ALA:HB2	2.49	0.42
1:C:193:MET:HE2	1:C:292:ILE:HG12	2.00	0.42
1:E:455:VAL:CG1	1:E:460:GLU:HB2	2.49	0.42
1:F:82:ASN:HB2	1:F:89:THR:OG1	2.20	0.42
1:F:242:LYS:O	1:F:243:ALA:CB	2.65	0.42
1:F:383:ALA:O	1:F:384:ALA:CB	2.64	0.42
1:H:186:GLU:HB2	1:H:380:LYS:HB2	2.01	0.42
1:H:413:ALA:H	1:H:475:ASN:HD21	1.67	0.42
1:I:501:ARG:O	1:I:505:GLN:HG3	2.18	0.42
1:J:326:ASN:HB3	1:J:327:LYS:H	1.67	0.42
1:J:472:GLY:HA3	1:J:476:TYR:HD2	1.84	0.42
1:K:16:MET:O	1:K:20:VAL:HG13	2.18	0.42
1:M:230:ILE:HB	1:M:258:ALA:HA	2.00	0.42
1:M:501:ARG:O	1:M:505:GLN:HG3	2.18	0.42
1:C:273:VAL:CG1	1:C:274:ALA:N	2.82	0.42
1:D:252:GLU:O	1:D:253:ASP:HB2	2.20	0.42
1:D:336:VAL:O	1:D:336:VAL:HG12	2.18	0.42
1:E:131:LEU:HD21	1:E:500:THR:HG22	2.01	0.42
1:E:296:THR:HB	1:E:319:GLN:H	1.84	0.42
1:F:16:MET:HB3	1:F:514:MET:CE	2.49	0.42
1:K:218:PRO:CB	1:K:246:PRO:HG2	2.47	0.42
1:K:451:LEU:HD23	1:K:451:LEU:O	2.18	0.42
1:L:223:ALA:O	1:L:251:ALA:HA	2.19	0.42
1:L:524:LEU:HD12	1:L:524:LEU:HA	1.86	0.42
1:M:193:MET:HG2	1:M:194:GLN:H	1.84	0.42
1:M:220:ILE:HD12	1:M:296:THR:HG21	2.00	0.42
1:M:293:ALA:O	1:M:297:GLY:N	2.52	0.42
1:M:499:VAL:CG2	1:M:500:THR:N	2.83	0.42
1:A:118:ARG:HD2	1:A:436:GLN:NE2	2.34	0.42
1:C:359:ASP:HA	1:C:362:ARG:HH12	1.84	0.42
1:D:41:ASP:HB2	1:E:69:MET:SD	2.59	0.42
1:D:182:GLY:O	1:D:183:LEU:C	2.58	0.42
1:E:305:ILE:HG22	1:E:305:ILE:O	2.18	0.42
1:F:326:ASN:HB3	1:F:327:LYS:H	1.66	0.42
1:G:218:PRO:HB3	1:G:246:PRO:HG2	2.01	0.42
1:I:262:LEU:O	1:I:266:THR:HG23	2.19	0.42
1:I:353:ILE:HG23	1:I:362:ARG:HG3	2.01	0.42
1:J:413:ALA:N	1:J:475:ASN:HD22	2.18	0.42
1:J:441:LYS:HA	1:J:441:LYS:HD3	1.88	0.42

Continued on next page...

Continued from previous page...

Atom-1	Atom-2	Interatomic distance (Å)	Clash overlap (Å)
1:K:166:MET:CE	1:K:171:LYS:HA	2.49	0.42
1:K:321:LYS:HD2	1:K:334:ASP:OD2	2.20	0.42
1:L:31:LEU:HD13	1:L:90:THR:HG22	2.00	0.42
1:M:372:LEU:HD12	1:M:372:LEU:HA	1.88	0.42
1:B:248:LEU:HD13	1:B:325:ILE:HD11	2.01	0.42
1:F:364:LYS:O	1:F:367:GLU:HB2	2.20	0.42
1:G:329:THR:O	1:G:329:THR:HG22	2.19	0.42
1:H:16:MET:O	1:H:20:VAL:HG13	2.19	0.42
1:H:441:LYS:O	1:H:445:ARG:HB2	2.20	0.42
1:K:7:LYS:HG3	1:K:66:PHE:CZ	2.54	0.42
1:K:199:TYR:C	1:K:201:SER:H	2.21	0.42
1:M:37:ASN:ND2	1:M:51:LYS:HE3	2.33	0.42
1:M:319:GLN:O	1:M:336:VAL:HG23	2.19	0.42
1:N:123:ALA:HB2	1:N:440:ILE:HG23	2.02	0.42
1:N:451:LEU:HD23	1:N:451:LEU:C	2.40	0.42
1:B:353:ILE:HG23	1:B:362:ARG:HG3	2.02	0.42
1:B:413:ALA:CB	1:B:475:ASN:HD22	2.31	0.42
1:E:252:GLU:O	1:E:253:ASP:HB2	2.19	0.42
1:E:436:GLN:O	1:E:440:ILE:HG13	2.20	0.42
1:G:176:THR:HG22	1:G:177:VAL:N	2.34	0.42
1:G:202:PRO:C	1:G:204:PHE:N	2.73	0.42
1:I:310:GLU:OE1	1:I:310:GLU:N	2.49	0.42
1:J:203:TYR:C	1:J:205:ILE:N	2.73	0.42
1:J:363:GLU:HG2	1:J:363:GLU:H	1.70	0.42
1:A:82:ASN:HB2	1:A:89:THR:OG1	2.19	0.42
1:A:200:LEU:CD1	1:A:254:VAL:HB	2.50	0.42
1:A:236:VAL:CG2	1:A:312:ALA:HB3	2.50	0.42
1:C:166:MET:HE2	1:C:171:LYS:HA	2.02	0.42
1:D:303:GLU:O	1:D:306:GLY:N	2.45	0.42
1:E:85:ALA:HB1	1:E:499:VAL:HG12	2.01	0.42
1:E:290:GLN:HB3	1:E:345:ARG:NH2	2.35	0.42
1:G:199:TYR:CD2	1:G:326:ASN:O	2.73	0.42
1:H:358:SER:HB3	1:H:361:ASP:OD1	2.20	0.42
1:I:68:ASN:O	1:I:72:GLN:HG2	2.19	0.42
1:I:221:LEU:HD11	1:I:301:ILE:HD12	2.02	0.42
1:I:234:LEU:O	1:I:238:GLU:HG3	2.20	0.42
1:J:16:MET:HB3	1:J:514:MET:CE	2.50	0.42
1:M:236:VAL:HG22	1:M:312:ALA:O	2.19	0.42
1:N:186:GLU:HB2	1:N:380:LYS:HB2	2.02	0.42
1:B:194:GLN:O	1:B:371:LYS:HE3	2.19	0.42
1:B:247:LEU:HD21	1:B:249:ILE:HD11	2.01	0.42

Continued on next page...

Continued from previous page...

Atom-1	Atom-2	Interatomic distance (Å)	Clash overlap (Å)
1:C:239:ALA:O	1:C:314:LEU:HD11	2.19	0.42
1:D:118:ARG:HD2	1:D:436:GLN:HE22	1.84	0.42
1:D:429:LEU:HG	1:D:440:ILE:HD13	2.01	0.42
1:E:266:THR:CG2	1:E:273:VAL:HB	2.50	0.42
1:F:183:LEU:O	1:F:184:GLN:CB	2.68	0.42
1:F:319:GLN:O	1:F:336:VAL:HG23	2.20	0.42
1:H:118:ARG:HD2	1:H:436:GLN:NE2	2.34	0.42
1:I:71:ALA:O	1:I:75:LYS:HB2	2.20	0.42
1:J:270:ILE:O	1:J:271:VAL:CB	2.66	0.42
1:J:353:ILE:HG23	1:J:362:ARG:HG3	2.00	0.42
1:K:220:ILE:HD12	1:K:296:THR:CG2	2.50	0.42
1:M:132:LYS:O	1:M:135:SER:HB3	2.20	0.42
1:M:186:GLU:HB2	1:M:380:LYS:HB2	2.01	0.42
1:N:234:LEU:O	1:N:238:GLU:HG3	2.19	0.42
1:N:449:ALA:HA	6:N:3091:HOH:O	2.19	0.42
1:A:413:ALA:HB3	1:A:417:VAL:HG22	2.02	0.42
1:B:59:GLU:O	1:C:4:LYS:HG3	2.20	0.42
1:B:102:GLU:HB2	1:B:442:VAL:HG13	2.00	0.42
1:C:385:THR:H	1:D:281:PHE:HE1	1.68	0.42
1:E:16:MET:O	1:E:20:VAL:HG13	2.20	0.42
1:E:218:PRO:CB	1:E:246:PRO:HG2	2.46	0.42
1:F:413:ALA:CB	1:F:417:VAL:HG22	2.49	0.42
1:G:7:LYS:HE3	1:G:15:LYS:HE3	2.01	0.42
1:H:304:GLU:C	1:H:306:GLY:H	2.23	0.42
1:I:349:ILE:HA	1:I:352:GLN:CG	2.49	0.42
1:J:118:ARG:HD2	1:J:436:GLN:NE2	2.34	0.42
1:L:349:ILE:HA	1:L:352:GLN:CG	2.48	0.42
1:L:441:LYS:O	1:L:445:ARG:HB2	2.20	0.42
1:M:198:GLY:HA3	1:M:327:LYS:O	2.20	0.42
1:M:413:ALA:HB1	1:M:488:MET:HG3	2.01	0.42
1:N:242:LYS:C	1:N:244:GLY:H	2.22	0.42
1:A:270:ILE:O	1:A:271:VAL:HB	2.19	0.41
1:B:169:VAL:CG1	1:B:377:ALA:HB2	2.50	0.41
1:B:239:ALA:O	1:B:314:LEU:HD11	2.20	0.41
1:B:436:GLN:O	1:B:440:ILE:HG13	2.19	0.41
1:B:460:GLU:O	1:B:462:PRO:HD3	2.20	0.41
1:B:478:TYR:CE2	1:B:480:ALA:HA	2.55	0.41
1:C:269:GLY:O	1:D:229:ASN:OD1	2.38	0.41
1:D:118:ARG:HD2	1:D:436:GLN:NE2	2.35	0.41
1:F:463:SER:HB3	1:N:461:GLU:OE2	2.20	0.41
1:G:501:ARG:HG2	1:G:501:ARG:HH11	1.84	0.41

Continued on next page...

Continued from previous page...

Atom-1	Atom-2	Interatomic distance (Å)	Clash overlap (Å)
1:J:455:VAL:CG1	1:J:460:GLU:HB2	2.47	0.41
1:K:242:LYS:O	1:K:243:ALA:CB	2.67	0.41
1:L:273:VAL:HG12	1:L:274:ALA:N	2.35	0.41
1:L:451:LEU:HD23	1:L:451:LEU:C	2.40	0.41
1:M:13:ARG:NH1	1:M:518:GLU:OE2	2.50	0.41
1:A:478:TYR:CE2	1:A:480:ALA:HA	2.55	0.41
1:C:40:LEU:HD13	1:C:59:GLU:HG3	2.01	0.41
1:C:457:ASN:OD1	4:C:1514:MPD:H13	2.20	0.41
1:D:254:VAL:HG21	1:D:275:ALA:HB1	2.01	0.41
1:F:217:SER:N	1:F:218:PRO:HD3	2.35	0.41
1:H:202:PRO:C	1:H:204:PHE:H	2.23	0.41
1:I:83:ASP:OD2	1:I:327:LYS:HE2	2.19	0.41
1:I:144:ILE:HG23	1:I:403:THR:HG21	2.02	0.41
1:I:236:VAL:O	1:I:240:VAL:HG23	2.20	0.41
1:J:30:THR:HG22	1:J:36:ARG:O	2.19	0.41
1:K:207:LYS:O	1:K:211:GLY:N	2.53	0.41
1:K:451:LEU:HD23	1:K:451:LEU:C	2.40	0.41
1:L:266:THR:CG2	1:L:273:VAL:HB	2.50	0.41
1:M:218:PRO:HD2	1:M:320:ALA:O	2.20	0.41
1:A:122:LYS:HE2	1:A:429:LEU:HD11	2.02	0.41
1:A:289:LEU:HA	1:A:289:LEU:HD23	1.86	0.41
1:B:112:ASN:HA	1:B:113:PRO:HD3	1.93	0.41
1:C:118:ARG:HD2	1:C:436:GLN:HE22	1.85	0.41
1:C:202:PRO:C	1:C:204:PHE:N	2.73	0.41
1:E:220:ILE:CD1	1:E:296:THR:HG21	2.48	0.41
1:G:217:SER:N	1:G:218:PRO:CD	2.84	0.41
1:I:349:ILE:CG2	1:I:369:VAL:HG13	2.50	0.41
1:J:413:ALA:CB	1:J:417:VAL:HG22	2.50	0.41
1:K:132:LYS:O	1:K:135:SER:HB3	2.20	0.41
1:L:326:ASN:HB3	1:L:327:LYS:H	1.75	0.41
1:M:304:GLU:C	1:M:306:GLY:H	2.23	0.41
1:N:183:LEU:O	1:N:184:GLN:CB	2.58	0.41
1:N:262:LEU:O	1:N:266:THR:HG23	2.19	0.41
1:C:218:PRO:HB3	1:C:246:PRO:HG2	2.02	0.41
1:F:130:GLU:HG3	6:F:3137:HOH:O	2.19	0.41
1:F:158:VAL:HG13	1:F:396:VAL:HG22	2.03	0.41
1:G:353:ILE:HD13	1:G:366:GLN:HG3	2.01	0.41
1:H:438:VAL:O	1:H:442:VAL:HG23	2.19	0.41
1:I:188:ASP:OD1	1:I:188:ASP:N	2.54	0.41
1:J:123:ALA:HB2	1:J:440:ILE:HG23	2.01	0.41
1:J:134:LEU:HD13	1:J:134:LEU:O	2.20	0.41

Continued on next page...

Continued from previous page...

Atom-1	Atom-2	Interatomic distance (Å)	Clash overlap (Å)
1:J:242:LYS:O	1:J:243:ALA:CB	2.64	0.41
1:J:369:VAL:HG23	1:J:370:ALA:N	2.35	0.41
1:J:460:GLU:O	1:J:462:PRO:HD3	2.20	0.41
1:K:144:ILE:HG23	1:K:403:THR:HG21	2.02	0.41
1:K:413:ALA:CB	1:K:417:VAL:HG22	2.50	0.41
1:M:413:ALA:H	1:M:475:ASN:HD21	1.65	0.41
1:A:269:GLY:O	1:B:229:ASN:OD1	2.39	0.41
1:B:63:GLU:HB2	1:C:524:LEU:HD21	2.03	0.41
1:B:141:SER:HB3	6:B:3163:HOH:O	2.19	0.41
1:C:24:ALA:O	1:C:28:LYS:HG2	2.21	0.41
1:C:193:MET:HG3	1:C:371:LYS:HB3	2.03	0.41
1:D:299:THR:N	1:D:316:ASP:O	2.50	0.41
1:F:225:LYS:HB2	1:F:225:LYS:HE3	1.82	0.41
1:G:193:MET:CE	1:G:292:ILE:HG12	2.51	0.41
1:G:342:ILE:O	1:G:346:VAL:HG23	2.21	0.41
1:H:118:ARG:HD2	1:H:436:GLN:HE22	1.86	0.41
1:H:513:LEU:HD13	1:N:49:ILE:CD1	2.51	0.41
1:K:70:GLY:HA2	1:K:73:MET:HE3	2.02	0.41
1:L:319:GLN:HB3	1:L:336:VAL:CG2	2.49	0.41
1:M:272:LYS:NZ	1:N:229:ASN:HD21	2.16	0.41
1:M:354:GLU:C	1:M:356:ALA:H	2.24	0.41
1:M:413:ALA:HB3	1:M:417:VAL:HG22	2.03	0.41
1:M:472:GLY:HA3	1:M:476:TYR:HD2	1.85	0.41
1:N:224:ASP:O	1:N:225:LYS:CB	2.65	0.41
1:B:193:MET:CE	1:B:292:ILE:HG12	2.51	0.41
1:B:213:VAL:HB	1:B:325:ILE:HB	2.03	0.41
1:B:218:PRO:CB	1:B:246:PRO:HG2	2.44	0.41
1:B:452:ARG:HD3	2:B:1136:SO4:O2	2.20	0.41
1:C:122:LYS:HE2	1:C:429:LEU:HD11	2.02	0.41
1:C:176:THR:HG22	1:C:177:VAL:N	2.35	0.41
1:C:224:ASP:O	1:C:225:LYS:HB3	2.21	0.41
1:D:49:ILE:HD12	1:E:513:LEU:HD13	2.01	0.41
1:E:203:TYR:C	1:E:205:ILE:N	2.74	0.41
1:E:342:ILE:O	1:E:346:VAL:HG23	2.21	0.41
1:F:270:ILE:O	1:F:271:VAL:CB	2.68	0.41
1:G:364:LYS:O	1:G:367:GLU:HB2	2.20	0.41
1:G:478:TYR:CE2	1:G:480:ALA:HA	2.56	0.41
1:G:524:LEU:HD12	1:G:524:LEU:HA	1.77	0.41
1:I:259:LEU:O	1:I:263:VAL:HG23	2.20	0.41
1:J:429:LEU:HG	1:J:440:ILE:HD13	2.03	0.41
1:K:300:VAL:O	1:K:307:MET:HE1	2.21	0.41

Continued on next page...

Continued from previous page...

Atom-1	Atom-2	Interatomic distance (Å)	Clash overlap (Å)
1:K:369:VAL:HG23	1:K:370:ALA:N	2.35	0.41
1:M:25:ASP:OD1	1:M:28:LYS:HE2	2.21	0.41
1:N:205:ILE:HG23	1:N:212:ALA:O	2.20	0.41
1:A:217:SER:N	1:A:218:PRO:HD3	2.35	0.41
1:B:216:GLU:C	1:B:218:PRO:HD3	2.41	0.41
1:B:305:ILE:HB	1:B:307:MET:CE	2.50	0.41
1:B:404:ARG:HH11	1:B:404:ARG:CG	2.30	0.41
1:F:262:LEU:O	1:F:266:THR:HG23	2.20	0.41
1:F:271:VAL:HG12	1:F:273:VAL:HG23	2.02	0.41
1:F:445:ARG:HG2	2:F:1141:SO4:O3	2.20	0.41
1:G:24:ALA:O	1:G:28:LYS:HG2	2.21	0.41
1:G:420:ILE:CG1	1:G:448:GLU:HG2	2.46	0.41
1:I:183:LEU:HD22	1:I:184:GLN:H	1.85	0.41
1:I:478:TYR:CE2	1:I:480:ALA:HA	2.54	0.41
1:J:16:MET:O	1:J:20:VAL:HG13	2.21	0.41
1:K:183:LEU:HD22	1:K:184:GLN:N	2.36	0.41
1:L:180:GLY:HA3	1:L:381:VAL:O	2.21	0.41
1:L:230:ILE:HD13	1:L:261:THR:HG22	2.01	0.41
1:N:183:LEU:HD22	1:N:184:GLN:N	2.35	0.41
1:B:38:VAL:HG22	1:C:519:CYS:HB3	2.03	0.41
1:B:385:THR:OG1	1:B:388:GLU:HG3	2.20	0.41
1:C:242:LYS:O	1:C:243:ALA:HB3	2.20	0.41
1:C:353:ILE:HG23	1:C:362:ARG:HG3	2.03	0.41
1:E:13:ARG:HD3	1:E:104:LEU:HD22	2.02	0.41
1:E:71:ALA:O	1:E:75:LYS:HB2	2.21	0.41
1:G:166:MET:CE	1:G:171:LYS:HA	2.51	0.41
1:H:217:SER:N	1:H:218:PRO:HD3	2.34	0.41
1:J:392:LYS:O	1:J:396:VAL:HG23	2.20	0.41
1:K:224:ASP:O	1:K:225:LYS:CB	2.65	0.41
1:K:353:ILE:HG23	1:K:362:ARG:HG3	2.02	0.41
1:L:354:GLU:C	1:L:356:ALA:H	2.24	0.41
1:L:413:ALA:HB3	1:L:417:VAL:HG22	2.02	0.41
1:M:85:ALA:CB	1:M:499:VAL:HG12	2.41	0.41
1:M:152:ALA:O	1:M:153:ASN:HB3	2.21	0.41
1:M:193:MET:CG	1:M:194:GLN:N	2.82	0.41
1:N:218:PRO:CA	1:N:246:PRO:HG2	2.50	0.41
1:N:314:LEU:HA	1:N:317:LEU:HD22	2.03	0.41
1:N:352:GLN:HG2	1:N:352:GLN:H	1.68	0.41
1:A:372:LEU:HD12	1:A:372:LEU:HA	1.85	0.41
1:B:202:PRO:C	1:B:204:PHE:N	2.73	0.41
1:B:349:ILE:CG2	1:B:369:VAL:HG13	2.50	0.41

Continued on next page...

Continued from previous page...

Atom-1	Atom-2	Interatomic distance (Å)	Clash overlap (Å)
1:C:31:LEU:HD12	1:C:31:LEU:HA	1.83	0.41
1:C:176:THR:HG21	1:C:333:ILE:CD1	2.34	0.41
1:C:266:THR:CG2	1:C:273:VAL:HB	2.50	0.41
1:C:288:MET:O	1:C:292:ILE:HG13	2.20	0.41
1:D:225:LYS:NZ	1:D:232:GLU:OE2	2.54	0.41
1:D:349:ILE:HG21	1:D:369:VAL:HG13	2.03	0.41
1:D:381:VAL:HG21	1:D:393:LYS:HA	2.03	0.41
1:E:326:ASN:ND2	1:E:329:THR:HB	2.30	0.41
1:F:224:ASP:O	1:F:225:LYS:HB3	2.21	0.41
1:F:381:VAL:HG21	1:F:393:LYS:HA	2.02	0.41
1:G:429:LEU:HG	1:G:440:ILE:HD13	2.02	0.41
1:G:496:PRO:HB2	1:G:499:VAL:HG13	2.02	0.41
1:H:221:LEU:HD11	1:H:301:ILE:HD12	2.03	0.41
1:H:230:ILE:HB	1:H:258:ALA:HA	2.03	0.41
1:H:242:LYS:C	1:H:244:GLY:H	2.24	0.41
1:I:176:THR:CG2	1:I:177:VAL:N	2.83	0.41
1:I:352:GLN:HG2	1:I:352:GLN:H	1.66	0.41
1:J:5:ASP:HB2	1:J:524:LEU:CD1	2.46	0.41
1:J:339:GLU:O	1:J:343:GLN:HB2	2.20	0.41
1:K:30:THR:HB	1:K:51:LYS:O	2.21	0.41
1:K:183:LEU:O	1:K:184:GLN:CB	2.55	0.41
1:K:413:ALA:H	1:K:475:ASN:HD22	1.64	0.41
1:L:136:VAL:HA	1:L:137:PRO:HD3	1.94	0.41
1:L:413:ALA:CB	1:L:417:VAL:HG22	2.51	0.41
1:L:461:GLU:HB2	6:L:3097:HOH:O	2.21	0.41
1:M:270:ILE:O	1:M:271:VAL:CB	2.69	0.41
1:N:199:TYR:C	1:N:201:SER:H	2.23	0.41
1:N:457:ASN:HA	4:N:1517:MPD:HM3	2.03	0.41
1:A:193:MET:HG3	1:A:371:LYS:HB3	2.03	0.41
1:D:16:MET:O	1:D:20:VAL:HG13	2.21	0.41
1:D:219:PHE:HB3	1:D:317:LEU:HD23	2.03	0.41
1:E:344:GLY:O	1:E:348:GLN:HG3	2.21	0.41
1:G:264:VAL:HG12	1:G:265:ASN:N	2.36	0.41
1:I:16:MET:HB3	1:I:514:MET:HE1	2.02	0.41
1:J:124:VAL:HG21	1:J:508:ALA:CB	2.51	0.41
1:K:176:THR:HG22	1:K:177:VAL:N	2.36	0.41
1:K:225:LYS:HD2	1:K:226:LYS:O	2.20	0.41
1:L:451:LEU:HD23	1:L:455:VAL:HG23	2.02	0.41
1:M:199:TYR:CD2	1:M:326:ASN:O	2.74	0.41
1:M:200:LEU:HG	1:M:276:VAL:HA	2.02	0.41
1:N:24:ALA:O	1:N:28:LYS:HG2	2.21	0.41

Continued on next page...

Continued from previous page...

Atom-1	Atom-2	Interatomic distance (Å)	Clash overlap (Å)
1:N:240:VAL:HG11	1:N:247:LEU:HB2	2.03	0.41
1:B:166:MET:HE2	1:B:171:LYS:HA	2.03	0.40
1:B:413:ALA:CB	1:B:417:VAL:HG22	2.50	0.40
1:D:221:LEU:HD23	1:D:249:ILE:HD12	2.03	0.40
1:D:230:ILE:HD13	1:D:261:THR:CG2	2.50	0.40
1:D:247:LEU:HD21	1:D:249:ILE:CD1	2.50	0.40
1:F:384:ALA:O	1:F:385:THR:CG2	2.67	0.40
1:G:385:THR:OG1	1:G:388:GLU:HG3	2.20	0.40
1:K:134:LEU:HD12	1:K:412:VAL:HB	2.03	0.40
1:K:232:GLU:HB3	1:K:309:LEU:HB2	2.03	0.40
1:L:70:GLY:HA2	1:L:73:MET:HE3	2.03	0.40
1:M:118:ARG:HD2	1:M:436:GLN:NE2	2.37	0.40
1:N:392:LYS:O	1:N:396:VAL:HG23	2.21	0.40
1:N:472:GLY:HA3	1:N:476:TYR:HD2	1.86	0.40
1:A:228:SER:HB3	1:G:272:LYS:HZ3	1.86	0.40
1:A:266:THR:HG21	1:A:273:VAL:HB	2.03	0.40
1:B:199:TYR:C	1:B:201:SER:H	2.23	0.40
1:B:242:LYS:C	1:B:244:GLY:N	2.75	0.40
1:C:90:THR:O	1:C:94:VAL:HG13	2.21	0.40
1:C:183:LEU:O	1:C:184:GLN:CB	2.68	0.40
1:C:217:SER:N	1:C:218:PRO:HD3	2.36	0.40
1:E:70:GLY:HA2	1:E:73:MET:HE2	2.01	0.40
1:E:353:ILE:HD13	1:E:366:GLN:HG3	2.04	0.40
1:F:39:VAL:HG12	1:G:69:MET:CE	2.52	0.40
1:F:144:ILE:HG23	1:F:403:THR:HG21	2.03	0.40
1:G:85:ALA:HB1	1:G:499:VAL:HG12	2.02	0.40
1:I:451:LEU:HD23	1:I:451:LEU:O	2.20	0.40
1:J:176:THR:HG22	1:J:177:VAL:N	2.36	0.40
1:J:205:ILE:HG23	1:J:212:ALA:O	2.21	0.40
1:K:284:ARG:NH1	6:K:3077:HOH:O	2.53	0.40
1:L:23:LEU:CD2	1:L:74:VAL:HG22	2.51	0.40
1:L:241:ALA:C	1:M:231:ARG:NH1	2.74	0.40
1:M:358:SER:HB3	1:M:361:ASP:OD1	2.20	0.40
1:B:16:MET:HB3	1:B:514:MET:HE1	2.02	0.40
1:B:16:MET:O	1:B:20:VAL:HG13	2.21	0.40
1:C:68:ASN:O	1:C:72:GLN:HG2	2.21	0.40
1:D:102:GLU:HB2	1:D:442:VAL:HG13	2.04	0.40
1:F:7:LYS:HE3	1:F:15:LYS:HE3	2.04	0.40
1:F:524:LEU:HD12	1:F:524:LEU:HA	1.75	0.40
1:H:23:LEU:CD2	1:H:74:VAL:HG22	2.51	0.40
1:H:501:ARG:O	1:H:505:GLN:HG3	2.21	0.40

Continued on next page...

Continued from previous page...

Atom-1	Atom-2	Interatomic distance (Å)	Clash overlap (Å)
1:J:100:ILE:O	1:J:104:LEU:HG	2.22	0.40
1:J:501:ARG:O	1:J:505:GLN:HG3	2.21	0.40
1:L:201:SER:C	1:L:202:PRO:O	2.60	0.40
1:M:144:ILE:HD11	1:M:171:LYS:HE2	2.02	0.40
1:A:13:ARG:HD3	1:A:104:LEU:HD22	2.02	0.40
1:A:364:LYS:HA	1:A:364:LYS:HD3	1.85	0.40
1:B:247:LEU:HB3	1:B:273:VAL:HG22	2.04	0.40
1:C:169:VAL:HG11	1:C:377:ALA:HB2	2.04	0.40
1:C:494:LEU:HD12	1:C:494:LEU:C	2.41	0.40
1:D:144:ILE:HG23	1:D:403:THR:HG21	2.03	0.40
1:E:131:LEU:CD1	1:E:422:VAL:HG21	2.46	0.40
1:E:190:VAL:HG21	1:E:333:ILE:HG23	2.03	0.40
1:E:242:LYS:O	1:E:244:GLY:N	2.54	0.40
1:F:77:VAL:HG12	1:F:506:TYR:HB3	2.03	0.40
1:F:429:LEU:HG	1:F:440:ILE:HD13	2.03	0.40
1:G:381:VAL:HG21	1:G:393:LYS:HA	2.04	0.40
1:G:383:ALA:O	1:G:384:ALA:CB	2.69	0.40
1:H:524:LEU:HD12	1:H:524:LEU:HA	1.82	0.40
1:K:146:GLN:O	1:K:150:ILE:HG13	2.22	0.40
1:K:230:ILE:HG12	1:K:230:ILE:O	2.21	0.40
1:K:339:GLU:O	1:K:343:GLN:HB2	2.22	0.40
1:L:372:LEU:HD12	1:L:372:LEU:HA	1.92	0.40
1:M:71:ALA:O	1:M:75:LYS:HB2	2.21	0.40
1:M:344:GLY:O	1:M:347:ALA:HB3	2.21	0.40
1:N:71:ALA:O	1:N:75:LYS:HB2	2.22	0.40
1:N:203:TYR:C	1:N:205:ILE:N	2.74	0.40
1:N:304:GLU:C	1:N:306:GLY:H	2.25	0.40
1:C:7:LYS:HE3	1:C:15:LYS:HE3	2.03	0.40
1:C:29:VAL:HG12	4:C:1514:MPD:H12	2.03	0.40
1:C:144:ILE:HG23	1:C:403:THR:CG2	2.52	0.40
1:C:451:LEU:HD23	1:C:451:LEU:O	2.22	0.40
1:E:185:ASP:HA	1:E:380:LYS:O	2.21	0.40
1:F:153:ASN:O	1:F:154:SER:HB2	2.22	0.40
1:G:218:PRO:HD2	1:G:320:ALA:O	2.22	0.40
1:H:18:ARG:HG3	1:H:67:GLU:CD	2.42	0.40
1:I:31:LEU:HD13	1:I:90:THR:HG21	2.04	0.40
1:I:282:GLY:O	1:I:285:ARG:HB3	2.21	0.40
1:K:290:GLN:O	1:K:293:ALA:HB3	2.22	0.40
1:K:344:GLY:O	1:K:347:ALA:HB3	2.21	0.40
1:L:65:LYS:H	1:L:65:LYS:HG2	1.73	0.40
1:L:287:ALA:HB1	1:L:368:ARG:HH12	1.84	0.40

Continued on next page...

Continued from previous page...

Atom-1	Atom-2	Interatomic distance (Å)	Clash overlap (Å)
1:M:25:ASP:HA	1:M:28:LYS:HE2	2.04	0.40
1:M:289:LEU:HD23	1:M:289:LEU:HA	1.85	0.40
1:N:144:ILE:HG23	1:N:403:THR:HG21	2.02	0.40
1:N:239:ALA:HB1	1:N:314:LEU:HG	2.03	0.40
1:N:429:LEU:HG	1:N:440:ILE:HD13	2.03	0.40

There are no symmetry-related clashes.

5.3 Torsion angles [i](#)

5.3.1 Protein backbone [i](#)

In the following table, the Percentiles column shows the percent Ramachandran outliers of the chain as a percentile score with respect to all X-ray entries followed by that with respect to entries of similar resolution.

The Analysed column shows the number of residues for which the backbone conformation was analysed, and the total number of residues.

Mol	Chain	Analysed	Favoured	Allowed	Outliers	Percentiles	
1	A	522/547 (95%)	488 (94%)	26 (5%)	8 (2%)	10	32
1	B	522/547 (95%)	485 (93%)	28 (5%)	9 (2%)	9	29
1	C	522/547 (95%)	489 (94%)	24 (5%)	9 (2%)	9	29
1	D	522/547 (95%)	488 (94%)	25 (5%)	9 (2%)	9	29
1	E	522/547 (95%)	487 (93%)	28 (5%)	7 (1%)	12	36
1	F	522/547 (95%)	493 (94%)	20 (4%)	9 (2%)	9	29
1	G	522/547 (95%)	488 (94%)	26 (5%)	8 (2%)	10	32
1	H	522/547 (95%)	491 (94%)	23 (4%)	8 (2%)	10	32
1	I	522/547 (95%)	491 (94%)	25 (5%)	6 (1%)	14	41
1	J	522/547 (95%)	490 (94%)	26 (5%)	6 (1%)	14	41
1	K	522/547 (95%)	491 (94%)	23 (4%)	8 (2%)	10	32
1	L	522/547 (95%)	488 (94%)	26 (5%)	8 (2%)	10	32
1	M	522/547 (95%)	492 (94%)	22 (4%)	8 (2%)	10	32
1	N	522/547 (95%)	491 (94%)	23 (4%)	8 (2%)	10	32
All	All	7308/7658 (95%)	6852 (94%)	345 (5%)	111 (2%)	10	32

All (111) Ramachandran outliers are listed below:

Mol	Chain	Res	Type
1	A	184	GLN
1	B	183	LEU
1	B	184	GLN
1	C	183	LEU
1	C	184	GLN
1	D	183	LEU
1	D	184	GLN
1	E	183	LEU
1	E	184	GLN
1	F	183	LEU
1	F	184	GLN
1	G	183	LEU
1	G	184	GLN
1	A	183	LEU
1	A	256	GLY
1	A	385	THR
1	B	202	PRO
1	B	385	THR
1	C	256	GLY
1	C	385	THR
1	D	31	LEU
1	D	202	PRO
1	D	256	GLY
1	D	385	THR
1	E	202	PRO
1	E	385	THR
1	F	256	GLY
1	F	385	THR
1	G	256	GLY
1	G	385	THR
1	H	256	GLY
1	H	271	VAL
1	I	256	GLY
1	J	225	LYS
1	J	256	GLY
1	K	202	PRO
1	K	256	GLY
1	L	225	LYS
1	L	256	GLY
1	M	256	GLY
1	M	271	VAL
1	N	202	PRO

Continued on next page...

Continued from previous page...

Mol	Chain	Res	Type
1	N	225	LYS
1	N	256	GLY
1	A	202	PRO
1	A	271	VAL
1	B	256	GLY
1	B	383	ALA
1	C	202	PRO
1	E	271	VAL
1	E	383	ALA
1	F	225	LYS
1	F	271	VAL
1	G	202	PRO
1	G	271	VAL
1	H	184	GLN
1	H	202	PRO
1	I	184	GLN
1	I	271	VAL
1	J	184	GLN
1	J	202	PRO
1	J	271	VAL
1	K	9	GLY
1	K	184	GLN
1	K	225	LYS
1	K	271	VAL
1	L	184	GLN
1	L	202	PRO
1	L	271	VAL
1	M	202	PRO
1	M	225	LYS
1	N	184	GLN
1	B	225	LYS
1	B	271	VAL
1	C	225	LYS
1	C	271	VAL
1	C	383	ALA
1	D	271	VAL
1	D	383	ALA
1	E	256	GLY
1	F	202	PRO
1	F	383	ALA
1	G	383	ALA
1	I	9	GLY

Continued on next page...

Continued from previous page...

Mol	Chain	Res	Type
1	I	202	PRO
1	I	225	LYS
1	M	184	GLN
1	M	201	SER
1	N	271	VAL
1	A	383	ALA
1	H	31	LEU
1	H	225	LYS
1	K	230	ILE
1	M	9	GLY
1	N	230	ILE
1	D	225	LYS
1	H	9	GLY
1	J	9	GLY
1	L	9	GLY
1	N	9	GLY
1	N	201	SER
1	B	234	LEU
1	G	9	GLY
1	L	201	SER
1	A	9	GLY
1	F	9	GLY
1	H	230	ILE
1	K	201	SER
1	L	230	ILE
1	C	9	GLY
1	M	230	ILE

5.3.2 Protein sidechains [i](#)

In the following table, the Percentiles column shows the percent sidechain outliers of the chain as a percentile score with respect to all X-ray entries followed by that with respect to entries of similar resolution.

The Analysed column shows the number of residues for which the sidechain conformation was analysed, and the total number of residues.

Mol	Chain	Analysed	Rotameric	Outliers	Percentiles
1	A	404/414 (98%)	393 (97%)	11 (3%)	44 75
1	B	404/414 (98%)	393 (97%)	11 (3%)	44 75
1	C	404/414 (98%)	391 (97%)	13 (3%)	39 71

Continued on next page...

Continued from previous page...

Mol	Chain	Analysed	Rotameric	Outliers	Percentiles	
1	D	404/414 (98%)	393 (97%)	11 (3%)	44	75
1	E	404/414 (98%)	392 (97%)	12 (3%)	41	73
1	F	404/414 (98%)	392 (97%)	12 (3%)	41	73
1	G	404/414 (98%)	391 (97%)	13 (3%)	39	71
1	H	404/414 (98%)	390 (96%)	14 (4%)	36	68
1	I	404/414 (98%)	390 (96%)	14 (4%)	36	68
1	J	404/414 (98%)	388 (96%)	16 (4%)	31	63
1	K	404/414 (98%)	389 (96%)	15 (4%)	34	66
1	L	404/414 (98%)	390 (96%)	14 (4%)	36	68
1	M	404/414 (98%)	388 (96%)	16 (4%)	31	63
1	N	404/414 (98%)	389 (96%)	15 (4%)	34	66
All	All	5656/5796 (98%)	5469 (97%)	187 (3%)	38	70

All (187) residues with a non-rotameric sidechain are listed below:

Mol	Chain	Res	Type
1	A	129	GLU
1	A	131	LEU
1	A	134	LEU
1	A	177	VAL
1	A	284	ARG
1	A	329	THR
1	A	331	THR
1	A	361	ASP
1	A	398	ASP
1	A	404	ARG
1	A	524	LEU
1	B	74	VAL
1	B	94	VAL
1	B	129	GLU
1	B	134	LEU
1	B	177	VAL
1	B	284	ARG
1	B	328	ASP
1	B	361	ASP
1	B	398	ASP
1	B	404	ARG
1	B	524	LEU

Continued on next page...

Continued from previous page...

Mol	Chain	Res	Type
1	C	74	VAL
1	C	129	GLU
1	C	134	LEU
1	C	177	VAL
1	C	183	LEU
1	C	284	ARG
1	C	328	ASP
1	C	329	THR
1	C	331	THR
1	C	361	ASP
1	C	398	ASP
1	C	404	ARG
1	C	524	LEU
1	D	74	VAL
1	D	134	LEU
1	D	177	VAL
1	D	284	ARG
1	D	328	ASP
1	D	329	THR
1	D	331	THR
1	D	361	ASP
1	D	398	ASP
1	D	404	ARG
1	D	524	LEU
1	E	129	GLU
1	E	131	LEU
1	E	134	LEU
1	E	177	VAL
1	E	199	TYR
1	E	218	PRO
1	E	284	ARG
1	E	331	THR
1	E	372	LEU
1	E	398	ASP
1	E	404	ARG
1	E	524	LEU
1	F	74	VAL
1	F	134	LEU
1	F	177	VAL
1	F	284	ARG
1	F	295	LEU
1	F	328	ASP

Continued on next page...

Continued from previous page...

Mol	Chain	Res	Type
1	F	329	THR
1	F	331	THR
1	F	361	ASP
1	F	398	ASP
1	F	404	ARG
1	F	524	LEU
1	G	74	VAL
1	G	129	GLU
1	G	134	LEU
1	G	177	VAL
1	G	183	LEU
1	G	284	ARG
1	G	328	ASP
1	G	329	THR
1	G	331	THR
1	G	361	ASP
1	G	398	ASP
1	G	404	ARG
1	G	524	LEU
1	H	20	VAL
1	H	74	VAL
1	H	76	GLU
1	H	89	THR
1	H	209	GLU
1	H	225	LYS
1	H	328	ASP
1	H	329	THR
1	H	331	THR
1	H	351	GLN
1	H	398	ASP
1	H	404	ARG
1	H	499	VAL
1	H	524	LEU
1	I	20	VAL
1	I	74	VAL
1	I	76	GLU
1	I	89	THR
1	I	209	GLU
1	I	225	LYS
1	I	328	ASP
1	I	329	THR
1	I	331	THR

Continued on next page...

Continued from previous page...

Mol	Chain	Res	Type
1	I	351	GLN
1	I	398	ASP
1	I	404	ARG
1	I	499	VAL
1	I	524	LEU
1	J	20	VAL
1	J	74	VAL
1	J	76	GLU
1	J	89	THR
1	J	94	VAL
1	J	225	LYS
1	J	289	LEU
1	J	328	ASP
1	J	329	THR
1	J	331	THR
1	J	351	GLN
1	J	372	LEU
1	J	398	ASP
1	J	404	ARG
1	J	499	VAL
1	J	524	LEU
1	K	20	VAL
1	K	74	VAL
1	K	76	GLU
1	K	89	THR
1	K	209	GLU
1	K	225	LYS
1	K	289	LEU
1	K	328	ASP
1	K	329	THR
1	K	331	THR
1	K	351	GLN
1	K	398	ASP
1	K	404	ARG
1	K	499	VAL
1	K	524	LEU
1	L	20	VAL
1	L	74	VAL
1	L	76	GLU
1	L	89	THR
1	L	209	GLU
1	L	225	LYS

Continued on next page...

Continued from previous page...

Mol	Chain	Res	Type
1	L	328	ASP
1	L	329	THR
1	L	331	THR
1	L	351	GLN
1	L	398	ASP
1	L	404	ARG
1	L	499	VAL
1	L	524	LEU
1	M	20	VAL
1	M	74	VAL
1	M	76	GLU
1	M	89	THR
1	M	94	VAL
1	M	209	GLU
1	M	225	LYS
1	M	284	ARG
1	M	328	ASP
1	M	329	THR
1	M	331	THR
1	M	351	GLN
1	M	372	LEU
1	M	398	ASP
1	M	404	ARG
1	M	524	LEU
1	N	20	VAL
1	N	74	VAL
1	N	76	GLU
1	N	89	THR
1	N	94	VAL
1	N	209	GLU
1	N	225	LYS
1	N	328	ASP
1	N	329	THR
1	N	331	THR
1	N	351	GLN
1	N	398	ASP
1	N	404	ARG
1	N	499	VAL
1	N	524	LEU

Sometimes sidechains can be flipped to improve hydrogen bonding and reduce clashes. All (96) such sidechains are listed below:

Mol	Chain	Res	Type
1	A	37	ASN
1	A	146	GLN
1	A	265	ASN
1	A	319	GLN
1	A	326	ASN
1	A	351	GLN
1	A	366	GLN
1	A	475	ASN
1	B	10	ASN
1	B	37	ASN
1	B	146	GLN
1	B	265	ASN
1	B	326	ASN
1	B	351	GLN
1	B	366	GLN
1	B	475	ASN
1	C	37	ASN
1	C	146	GLN
1	C	229	ASN
1	C	265	ASN
1	C	326	ASN
1	C	351	GLN
1	C	366	GLN
1	C	475	ASN
1	D	37	ASN
1	D	146	GLN
1	D	265	ASN
1	D	326	ASN
1	D	351	GLN
1	D	366	GLN
1	D	475	ASN
1	E	37	ASN
1	E	146	GLN
1	E	265	ASN
1	E	319	GLN
1	E	326	ASN
1	E	366	GLN
1	E	475	ASN
1	F	10	ASN
1	F	37	ASN
1	F	146	GLN
1	F	229	ASN
1	F	265	ASN

Continued on next page...

Continued from previous page...

Mol	Chain	Res	Type
1	F	326	ASN
1	F	366	GLN
1	F	475	ASN
1	G	37	ASN
1	G	146	GLN
1	G	265	ASN
1	G	326	ASN
1	G	343	GLN
1	G	351	GLN
1	G	366	GLN
1	G	475	ASN
1	H	37	ASN
1	H	146	GLN
1	H	265	ASN
1	H	290	GLN
1	H	319	GLN
1	H	351	GLN
1	H	475	ASN
1	I	37	ASN
1	I	146	GLN
1	I	265	ASN
1	I	348	GLN
1	I	351	GLN
1	I	475	ASN
1	J	37	ASN
1	J	265	ASN
1	J	351	GLN
1	J	475	ASN
1	K	37	ASN
1	K	146	GLN
1	K	265	ASN
1	K	348	GLN
1	K	351	GLN
1	K	475	ASN
1	L	37	ASN
1	L	146	GLN
1	L	229	ASN
1	L	265	ASN
1	L	348	GLN
1	L	351	GLN
1	L	475	ASN
1	M	10	ASN

Continued on next page...

Continued from previous page...

Mol	Chain	Res	Type
1	M	37	ASN
1	M	146	GLN
1	M	265	ASN
1	M	351	GLN
1	M	475	ASN
1	N	37	ASN
1	N	229	ASN
1	N	265	ASN
1	N	326	ASN
1	N	351	GLN
1	N	475	ASN

5.3.3 RNA [i](#)

There are no RNA molecules in this entry.

5.4 Non-standard residues in protein, DNA, RNA chains [i](#)

There are no non-standard protein/DNA/RNA residues in this entry.

5.5 Carbohydrates [i](#)

There are no monosaccharides in this entry.

5.6 Ligand geometry [i](#)

Of 89 ligands modelled in this entry, 14 are monoatomic - leaving 75 for Mogul analysis.

In the following table, the Counts columns list the number of bonds (or angles) for which Mogul statistics could be retrieved, the number of bonds (or angles) that are observed in the model and the number of bonds (or angles) that are defined in the Chemical Component Dictionary. The Link column lists molecule types, if any, to which the group is linked. The Z score for a bond length (or angle) is the number of standard deviations the observed value is removed from the expected value. A bond length (or angle) with $|Z| > 2$ is considered an outlier worth inspection. RMSZ is the root-mean-square of all Z scores of the bond lengths (or angles).

Mol	Type	Chain	Res	Link	Bond lengths			Bond angles		
					Counts	RMSZ	$\# Z > 2$	Counts	RMSZ	$\# Z > 2$
4	MPD	L	1500	-	7,7,7	0.55	0	9,10,10	0.93	1 (11%)
2	SO4	B	1113	-	4,4,4	0.26	0	6,6,6	0.09	0
2	SO4	F	1141	-	4,4,4	0.30	0	6,6,6	0.05	0

Mol	Type	Chain	Res	Link	Bond lengths			Bond angles		
					Counts	RMSZ	# Z > 2	Counts	RMSZ	# Z > 2
2	SO4	B	1135	-	4,4,4	0.28	0	6,6,6	0.05	0
2	SO4	A	1115	-	4,4,4	0.25	0	6,6,6	0.07	0
4	MPD	H	1525	-	7,7,7	0.56	0	9,10,10	0.84	0
4	MPD	B	1523	-	7,7,7	0.58	0	9,10,10	0.80	0
4	MPD	F	1520	-	7,7,7	0.50	0	9,10,10	0.85	0
4	MPD	B	1513	-	7,7,7	0.62	0	9,10,10	0.85	1 (11%)
4	MPD	J	1529	-	7,7,7	0.47	0	9,10,10	0.75	0
4	MPD	B	1510	-	7,7,7	0.34	0	9,10,10	0.84	0
2	SO4	C	1101	-	4,4,4	0.29	0	6,6,6	0.07	0
2	SO4	J	1144	-	4,4,4	0.28	0	6,6,6	0.06	0
4	MPD	E	1504	-	7,7,7	0.49	0	9,10,10	0.92	0
4	MPD	I	1505	-	7,7,7	0.55	0	9,10,10	0.90	1 (11%)
4	MPD	N	1515	-	7,7,7	0.62	0	9,10,10	0.89	0
2	SO4	D	1110	-	4,4,4	0.29	0	6,6,6	0.08	0
5	PEG	E	2100	-	6,6,6	0.81	0	5,5,5	1.63	1 (20%)
2	SO4	D	1112	-	4,4,4	0.31	0	6,6,6	0.09	0
2	SO4	C	1133	-	4,4,4	0.26	0	6,6,6	0.10	0
4	MPD	B	1512	-	7,7,7	0.49	0	9,10,10	0.77	0
2	SO4	K	1145	-	4,4,4	0.29	0	6,6,6	0.09	0
2	SO4	M	1106	-	4,4,4	0.26	0	6,6,6	0.05	0
4	MPD	D	1508	-	7,7,7	0.49	0	9,10,10	0.75	0
2	SO4	G	1109	-	4,4,4	0.26	0	6,6,6	0.12	0
4	MPD	A	1507	-	7,7,7	0.60	0	9,10,10	0.84	0
4	MPD	C	1514	-	7,7,7	0.38	0	9,10,10	0.75	0
2	SO4	E	1140	-	4,4,4	0.28	0	6,6,6	0.10	0
2	SO4	K	1134	-	4,4,4	0.30	0	6,6,6	0.09	0
4	MPD	F	1522	-	7,7,7	0.39	0	9,10,10	0.73	0
2	SO4	B	1130	-	4,4,4	0.27	0	6,6,6	0.09	0
2	SO4	B	1136	-	4,4,4	0.27	0	6,6,6	0.09	0
2	SO4	C	1124	-	4,4,4	0.28	0	6,6,6	0.08	0
2	SO4	J	1118	-	4,4,4	0.26	0	6,6,6	0.07	0
2	SO4	B	1114	-	4,4,4	0.27	0	6,6,6	0.05	0
2	SO4	D	1138	-	4,4,4	0.29	0	6,6,6	0.06	0
2	SO4	D	1128	-	4,4,4	0.27	0	6,6,6	0.11	0
2	SO4	H	1142	-	4,4,4	0.28	0	6,6,6	0.08	0
4	MPD	G	1519	-	7,7,7	0.49	0	9,10,10	0.76	0
4	MPD	K	1506	-	7,7,7	0.64	0	9,10,10	0.73	0
4	MPD	E	1521	-	7,7,7	0.58	0	9,10,10	0.86	0
4	MPD	M	1518	-	7,7,7	0.58	0	9,10,10	0.69	0
2	SO4	E	1123	-	4,4,4	0.26	0	6,6,6	0.06	0
2	SO4	G	1132	-	4,4,4	0.27	0	6,6,6	0.06	0
4	MPD	E	1528	-	7,7,7	0.54	0	9,10,10	0.86	0

Mol	Type	Chain	Res	Link	Bond lengths			Bond angles		
					Counts	RMSZ	# Z > 2	Counts	RMSZ	# Z > 2
4	MPD	N	1526	-	7,7,7	0.50	0	9,10,10	0.78	0
2	SO4	F	1125	-	4,4,4	0.28	0	6,6,6	0.07	0
2	SO4	D	1129	-	4,4,4	0.26	0	6,6,6	0.09	0
2	SO4	N	1104	-	4,4,4	0.29	0	6,6,6	0.12	0
2	SO4	I	1119	-	4,4,4	0.29	0	6,6,6	0.09	0
4	MPD	H	1516	-	7,7,7	0.45	0	9,10,10	0.83	0
2	SO4	L	1117	-	4,4,4	0.28	0	6,6,6	0.08	0
2	SO4	H	1103	-	4,4,4	0.31	0	6,6,6	0.06	0
4	MPD	G	1509	-	7,7,7	0.50	0	9,10,10	0.82	0
2	SO4	G	1108	-	4,4,4	0.27	0	6,6,6	0.08	0
4	MPD	I	1530	-	7,7,7	0.52	0	9,10,10	0.92	0
2	SO4	M	1105	-	4,4,4	0.28	0	6,6,6	0.09	0
2	SO4	H	1120	-	4,4,4	0.27	0	6,6,6	0.08	0
4	MPD	E	1502	-	7,7,7	0.49	0	9,10,10	0.78	0
4	MPD	I	1524	-	7,7,7	0.50	0	9,10,10	0.82	0
4	MPD	F	1501	-	7,7,7	0.53	0	9,10,10	0.72	0
4	MPD	A	1511	-	7,7,7	0.54	0	9,10,10	0.86	0
2	SO4	N	1146	-	4,4,4	0.28	0	6,6,6	0.09	0
2	SO4	I	1143	-	4,4,4	0.27	0	6,6,6	0.07	0
2	SO4	J	1111	-	4,4,4	0.26	0	6,6,6	0.05	0
4	MPD	N	1517	-	7,7,7	0.53	0	9,10,10	0.78	0
2	SO4	M	1126	-	4,4,4	0.24	0	6,6,6	0.10	0
2	SO4	A	1121	-	4,4,4	0.29	0	6,6,6	0.09	0
2	SO4	L	1116	-	4,4,4	0.29	0	6,6,6	0.05	0
2	SO4	C	1137	-	4,4,4	0.28	0	6,6,6	0.08	0
4	MPD	E	1503	-	7,7,7	0.52	0	9,10,10	0.84	0
2	SO4	A	1139	-	4,4,4	0.25	0	6,6,6	0.09	0
2	SO4	J	1127	-	4,4,4	0.27	0	6,6,6	0.07	0
4	MPD	K	1527	-	7,7,7	0.47	0	9,10,10	0.78	0
2	SO4	A	1107	-	4,4,4	0.28	0	6,6,6	0.09	0

In the following table, the Chirals column lists the number of chiral outliers, the number of chiral centers analysed, the number of these observed in the model and the number defined in the Chemical Component Dictionary. Similar counts are reported in the Torsion and Rings columns. '-' means no outliers of that kind were identified.

Mol	Type	Chain	Res	Link	Chirals	Torsions	Rings
4	MPD	L	1500	-	-	0/5/5/5	-
4	MPD	H	1525	-	-	0/5/5/5	-
4	MPD	B	1523	-	-	0/5/5/5	-
4	MPD	F	1520	-	-	2/5/5/5	-
4	MPD	B	1513	-	-	2/5/5/5	-

Continued on next page...

Continued from previous page...

Mol	Type	Chain	Res	Link	Chirals	Torsions	Rings
4	MPD	J	1529	-	-	0/5/5/5	-
4	MPD	B	1510	-	-	0/5/5/5	-
4	MPD	I	1505	-	-	0/5/5/5	-
4	MPD	E	1504	-	-	0/5/5/5	-
4	MPD	N	1515	-	-	0/5/5/5	-
5	PEG	E	2100	-	-	1/4/4/4	-
4	MPD	B	1512	-	-	0/5/5/5	-
4	MPD	D	1508	-	-	0/5/5/5	-
4	MPD	A	1507	-	-	0/5/5/5	-
4	MPD	C	1514	-	-	0/5/5/5	-
4	MPD	F	1522	-	-	1/5/5/5	-
4	MPD	K	1506	-	-	1/5/5/5	-
4	MPD	G	1519	-	-	0/5/5/5	-
4	MPD	E	1521	-	-	0/5/5/5	-
4	MPD	M	1518	-	-	2/5/5/5	-
4	MPD	E	1528	-	-	0/5/5/5	-
4	MPD	N	1526	-	-	0/5/5/5	-
4	MPD	H	1516	-	-	0/5/5/5	-
4	MPD	G	1509	-	-	0/5/5/5	-
4	MPD	I	1530	-	-	0/5/5/5	-
4	MPD	E	1502	-	-	0/5/5/5	-
4	MPD	I	1524	-	-	0/5/5/5	-
4	MPD	F	1501	-	-	2/5/5/5	-
4	MPD	A	1511	-	-	0/5/5/5	-
4	MPD	N	1517	-	-	1/5/5/5	-
4	MPD	E	1503	-	-	0/5/5/5	-
4	MPD	K	1527	-	-	2/5/5/5	-

There are no bond length outliers.

All (4) bond angle outliers are listed below:

Mol	Chain	Res	Type	Atoms	Z	Observed(°)	Ideal(°)
5	E	2100	PEG	O2-C2-C1	2.61	121.54	110.07
4	I	1505	MPD	O4-C4-C3	2.11	119.88	111.36
4	B	1513	MPD	O4-C4-C3	2.02	119.52	111.36
4	L	1500	MPD	O4-C4-C3	2.01	119.49	111.36

There are no chirality outliers.

All (14) torsion outliers are listed below:

Mol	Chain	Res	Type	Atoms
4	F	1520	MPD	C1-C2-C3-C4
4	F	1520	MPD	O2-C2-C3-C4
5	E	2100	PEG	O1-C1-C2-O2
4	K	1506	MPD	O2-C2-C3-C4
4	B	1513	MPD	C1-C2-C3-C4
4	F	1501	MPD	C1-C2-C3-C4
4	F	1522	MPD	CM-C2-C3-C4
4	K	1527	MPD	C1-C2-C3-C4
4	M	1518	MPD	C1-C2-C3-C4
4	N	1517	MPD	CM-C2-C3-C4
4	B	1513	MPD	O2-C2-C3-C4
4	F	1501	MPD	O2-C2-C3-C4
4	K	1527	MPD	O2-C2-C3-C4
4	M	1518	MPD	O2-C2-C3-C4

There are no ring outliers.

14 monomers are involved in 27 short contacts:

Mol	Chain	Res	Type	Clashes	Symm-Clashes
2	F	1141	SO4	1	0
4	B	1510	MPD	2	0
4	N	1515	MPD	5	0
4	C	1514	MPD	2	0
4	F	1522	MPD	1	0
2	B	1136	SO4	2	0
4	K	1506	MPD	2	0
4	M	1518	MPD	3	0
4	N	1526	MPD	2	0
4	H	1516	MPD	2	0
4	G	1509	MPD	1	0
4	E	1502	MPD	1	0
2	N	1146	SO4	1	0
4	N	1517	MPD	2	0

5.7 Other polymers [i](#)

There are no such residues in this entry.

5.8 Polymer linkage issues [i](#)

There are no chain breaks in this entry.

6 Fit of model and data

6.1 Protein, DNA and RNA chains

In the following table, the column labelled ‘#RSRZ > 2’ contains the number (and percentage) of RSRZ outliers, followed by percent RSRZ outliers for the chain as percentile scores relative to all X-ray entries and entries of similar resolution. The OWAB column contains the minimum, median, 95th percentile and maximum values of the occupancy-weighted average B-factor per residue. The column labelled ‘Q < 0.9’ lists the number of (and percentage) of residues with an average occupancy less than 0.9.

Mol	Chain	Analysed	<RSRZ>	#RSRZ>2	OWAB(Å ²)	Q<0.9
1	A	524/547 (95%)	-0.23	4 (0%) 86 86	15, 40, 73, 90	0
1	B	524/547 (95%)	-0.03	15 (2%) 51 48	15, 43, 75, 91	0
1	C	524/547 (95%)	-0.15	12 (2%) 60 59	17, 43, 75, 90	0
1	D	524/547 (95%)	-0.27	4 (0%) 86 86	15, 41, 73, 90	0
1	E	524/547 (95%)	-0.23	4 (0%) 86 86	17, 42, 74, 90	0
1	F	524/547 (95%)	-0.21	7 (1%) 77 77	16, 40, 75, 90	0
1	G	524/547 (95%)	-0.28	2 (0%) 92 92	16, 40, 73, 88	0
1	H	524/547 (95%)	-0.05	8 (1%) 73 73	20, 48, 89, 101	0
1	I	524/547 (95%)	-0.18	6 (1%) 80 81	21, 49, 89, 101	0
1	J	524/547 (95%)	-0.18	4 (0%) 86 86	19, 48, 89, 102	0
1	K	524/547 (95%)	-0.12	8 (1%) 73 73	20, 48, 89, 102	0
1	L	524/547 (95%)	0.17	46 (8%) 10 7	19, 49, 91, 103	0
1	M	524/547 (95%)	0.01	24 (4%) 32 29	20, 49, 90, 103	0
1	N	524/547 (95%)	-0.12	9 (1%) 70 70	21, 49, 89, 102	0
All	All	7336/7658 (95%)	-0.13	153 (2%) 63 62	15, 45, 84, 103	0

All (153) RSRZ outliers are listed below:

Mol	Chain	Res	Type	RSRZ
1	L	313	THR	6.3
1	L	203	TYR	5.7
1	L	312	ALA	5.2
1	M	44	PHE	4.9
1	L	236	VAL	4.9
1	L	266	THR	4.8
1	L	353	ILE	4.5
1	E	44	PHE	4.5

Continued on next page...

Continued from previous page...

Mol	Chain	Res	Type	RSRZ
1	D	44	PHE	4.4
1	H	44	PHE	4.4
1	L	301	ILE	4.3
1	L	355	GLU	4.3
1	M	360	TYR	4.2
1	C	44	PHE	4.2
1	C	313	THR	4.1
1	L	311	LYS	4.0
1	F	305	ILE	3.9
1	L	210	THR	3.9
1	L	309	LEU	3.9
1	B	44	PHE	3.9
1	L	314	LEU	3.8
1	L	201	SER	3.7
1	K	44	PHE	3.6
1	C	203	TYR	3.6
1	M	310	GLU	3.6
1	B	266	THR	3.6
1	N	203	TYR	3.6
1	L	354	GLU	3.5
1	N	44	PHE	3.5
1	G	44	PHE	3.5
1	M	201	SER	3.5
1	J	44	PHE	3.5
1	L	357	THR	3.4
1	L	231	ARG	3.4
1	B	203	TYR	3.4
1	K	360	TYR	3.4
1	L	271	VAL	3.3
1	A	44	PHE	3.3
1	L	233	MET	3.3
1	M	243	ALA	3.2
1	C	243	ALA	3.2
1	N	243	ALA	3.2
1	M	238	GLU	3.2
1	F	203	TYR	3.1
1	M	353	ILE	3.1
1	M	203	TYR	3.1
1	L	234	LEU	3.1
1	L	299	THR	3.1
1	M	266	THR	3.1
1	J	305	ILE	3.0

Continued on next page...

Continued from previous page...

Mol	Chain	Res	Type	RSRZ
1	I	357	THR	3.0
1	B	284	ARG	3.0
1	L	268	ARG	3.0
1	H	306	GLY	3.0
1	C	306	GLY	2.9
1	F	356	ALA	2.9
1	L	235	PRO	2.9
1	B	353	ILE	2.9
1	K	236	VAL	2.9
1	H	305	ILE	2.9
1	N	356	ALA	2.9
1	F	44	PHE	2.8
1	A	43	SER	2.8
1	N	360	TYR	2.8
1	I	284	ARG	2.7
1	B	272	LYS	2.7
1	C	311	LYS	2.7
1	K	238	GLU	2.7
1	L	366	GLN	2.7
1	L	238	GLU	2.7
1	D	203	TYR	2.7
1	K	356	ALA	2.7
1	L	307	MET	2.6
1	C	43	SER	2.6
1	L	356	ALA	2.6
1	L	269	GLY	2.6
1	C	356	ALA	2.6
1	E	244	GLY	2.6
1	M	268	ARG	2.6
1	M	362	ARG	2.5
1	M	342	ILE	2.5
1	M	217	SER	2.5
1	H	308	GLU	2.5
1	A	305	ILE	2.5
1	H	43	SER	2.5
1	I	44	PHE	2.5
1	B	355	GLU	2.4
1	L	352	GLN	2.4
1	M	356	ALA	2.4
1	M	294	THR	2.4
1	E	271	VAL	2.4
1	H	209	GLU	2.4

Continued on next page...

Continued from previous page...

Mol	Chain	Res	Type	RSRZ
1	J	209	GLU	2.4
1	F	308	GLU	2.4
1	N	268	ARG	2.4
1	N	43	SER	2.4
1	J	284	ARG	2.4
1	I	366	GLN	2.3
1	K	315	GLU	2.3
1	L	44	PHE	2.3
1	M	384	ALA	2.3
1	L	255	GLU	2.3
1	B	347	ALA	2.3
1	G	384	ALA	2.3
1	B	43	SER	2.3
1	M	152	ALA	2.3
1	K	43	SER	2.3
1	L	358	SER	2.3
1	B	356	ALA	2.3
1	N	284	ARG	2.3
1	L	308	GLU	2.3
1	L	381	VAL	2.3
1	B	349	ILE	2.3
1	L	229	ASN	2.2
1	M	240	VAL	2.2
1	M	43	SER	2.2
1	C	256	GLY	2.2
1	M	354	GLU	2.2
1	L	242	LYS	2.2
1	L	214	GLU	2.2
1	K	357	THR	2.2
1	L	200	LEU	2.2
1	L	302	SER	2.2
1	M	258	ALA	2.2
1	M	343	GLN	2.2
1	I	360	TYR	2.2
1	M	271	VAL	2.2
1	D	43	SER	2.2
1	B	354	GLU	2.2
1	H	363	GLU	2.2
1	I	305	ILE	2.1
1	L	316	ASP	2.1
1	B	489	ILE	2.1
1	C	284	ARG	2.1

Continued on next page...

Continued from previous page...

Mol	Chain	Res	Type	RSRZ
1	F	357	THR	2.1
1	L	243	ALA	2.1
1	D	484	GLU	2.1
1	L	272	LYS	2.1
1	L	310	GLU	2.1
1	C	305	ILE	2.1
1	H	210	THR	2.1
1	L	341	ALA	2.0
1	M	239	ALA	2.0
1	B	357	THR	2.0
1	L	259	LEU	2.0
1	L	205	ILE	2.0
1	L	305	ILE	2.0
1	F	355	GLU	2.0
1	B	351	GLN	2.0
1	C	362	ARG	2.0
1	N	183	LEU	2.0
1	E	360	TYR	2.0
1	A	208	PRO	2.0

6.2 Non-standard residues in protein, DNA, RNA chains [i](#)

There are no non-standard protein/DNA/RNA residues in this entry.

6.3 Carbohydrates [i](#)

There are no monosaccharides in this entry.

6.4 Ligands [i](#)

In the following table, the Atoms column lists the number of modelled atoms in the group and the number defined in the chemical component dictionary. The B-factors column lists the minimum, median, 95th percentile and maximum values of B factors of atoms in the group. The column labelled 'Q<0.9' lists the number of atoms with occupancy less than 0.9.

Mol	Type	Chain	Res	Atoms	RSCC	RSR	B-factors(Å ²)	Q<0.9
2	SO4	A	1115	5/5	0.58	0.49	157,157,158,158	0
5	PEG	E	2100	7/7	0.69	0.23	83,86,88,89	0
3	K	I	3040	1/1	0.74	0.21	94,94,94,94	0
4	MPD	N	1526	8/8	0.74	0.42	85,86,87,87	0

Continued on next page...

Continued from previous page...

Mol	Type	Chain	Res	Atoms	RSCC	RSR	B-factors(Å ²)	Q<0.9
3	K	H	3030	1/1	0.74	0.29	86,86,86,86	0
4	MPD	I	1524	8/8	0.75	0.28	75,80,83,83	0
2	SO4	L	1117	5/5	0.76	0.42	146,146,147,147	0
3	K	M	3080	1/1	0.77	0.19	87,87,87,87	0
2	SO4	M	1106	5/5	0.78	0.30	147,147,147,147	0
2	SO4	B	1135	5/5	0.78	0.31	137,138,139,139	0
4	MPD	D	1508	8/8	0.78	0.38	78,80,81,81	0
3	K	F	3120	1/1	0.79	0.24	81,81,81,81	0
3	K	J	3060	1/1	0.79	0.16	78,78,78,78	0
4	MPD	E	1521	8/8	0.79	0.30	80,81,84,84	0
2	SO4	C	1133	5/5	0.80	0.31	139,139,140,140	0
2	SO4	G	1132	5/5	0.81	0.28	145,146,146,146	0
3	K	B	3140	1/1	0.81	0.18	70,70,70,70	0
2	SO4	C	1124	5/5	0.81	0.41	133,133,134,134	0
2	SO4	D	1129	5/5	0.82	0.30	144,144,144,144	0
2	SO4	A	1139	5/5	0.83	0.31	124,124,125,125	0
2	SO4	N	1146	5/5	0.83	0.32	135,135,136,136	0
4	MPD	B	1512	8/8	0.83	0.35	69,72,73,74	0
2	SO4	D	1138	5/5	0.83	0.36	134,134,134,135	0
3	K	A	3010	1/1	0.84	0.29	88,88,88,88	0
4	MPD	K	1527	8/8	0.84	0.34	99,101,102,102	0
2	SO4	K	1145	5/5	0.84	0.31	127,127,128,128	0
4	MPD	F	1522	8/8	0.84	0.40	70,73,74,75	0
2	SO4	B	1113	5/5	0.85	0.24	112,113,114,114	0
2	SO4	D	1110	5/5	0.85	0.27	113,114,115,115	0
4	MPD	E	1502	8/8	0.85	0.29	73,75,79,81	0
2	SO4	M	1105	5/5	0.86	0.38	124,125,125,125	0
4	MPD	F	1520	8/8	0.86	0.31	41,47,56,57	0
3	K	C	3100	1/1	0.86	0.25	78,78,78,78	0
4	MPD	I	1505	8/8	0.86	0.36	63,66,68,68	0
4	MPD	G	1519	8/8	0.87	0.26	57,59,60,60	0
4	MPD	H	1525	8/8	0.87	0.25	74,75,75,75	0
2	SO4	M	1126	5/5	0.87	0.23	115,115,116,116	0
2	SO4	C	1137	5/5	0.87	0.34	139,140,140,140	0
4	MPD	E	1528	8/8	0.87	0.31	63,65,69,70	0
2	SO4	J	1111	5/5	0.87	0.21	111,112,112,112	0
2	SO4	B	1136	5/5	0.87	0.47	130,130,130,130	0
2	SO4	B	1130	5/5	0.88	0.46	132,133,133,133	0
2	SO4	H	1103	5/5	0.88	0.18	116,116,117,117	0
2	SO4	N	1104	5/5	0.88	0.23	108,108,108,108	0
2	SO4	D	1128	5/5	0.88	0.33	118,118,118,119	0
2	SO4	J	1144	5/5	0.88	0.27	129,129,130,131	0

Continued on next page...

Continued from previous page...

Mol	Type	Chain	Res	Atoms	RSCC	RSR	B-factors(Å ²)	Q<0.9
2	SO4	E	1123	5/5	0.88	0.31	137,137,137,137	0
4	MPD	I	1530	8/8	0.88	0.30	58,59,62,62	0
2	SO4	E	1140	5/5	0.88	0.35	135,135,136,136	0
4	MPD	N	1517	8/8	0.88	0.33	67,69,70,71	0
3	K	D	3020	1/1	0.88	0.13	65,65,65,65	0
2	SO4	F	1141	5/5	0.88	0.30	103,104,104,104	0
2	SO4	G	1108	5/5	0.89	0.25	116,117,117,118	0
4	MPD	C	1514	8/8	0.89	0.28	59,60,66,66	0
3	K	G	3130	1/1	0.89	0.36	79,79,79,79	0
3	K	K	3050	1/1	0.89	0.15	91,91,91,91	0
3	K	L	3070	1/1	0.89	0.13	71,71,71,71	0
2	SO4	C	1101	5/5	0.89	0.27	101,102,103,103	0
4	MPD	F	1501	8/8	0.89	0.37	54,59,66,68	0
4	MPD	A	1507	8/8	0.89	0.26	56,59,60,62	0
4	MPD	B	1510	8/8	0.89	0.36	76,76,77,77	0
2	SO4	H	1142	5/5	0.90	0.28	120,120,121,121	0
2	SO4	A	1107	5/5	0.90	0.21	128,129,129,129	0
2	SO4	F	1125	5/5	0.90	0.16	110,111,111,111	0
2	SO4	B	1114	5/5	0.90	0.21	130,130,131,132	0
4	MPD	G	1509	8/8	0.90	0.32	55,57,62,65	0
4	MPD	E	1504	8/8	0.90	0.31	52,53,57,59	0
2	SO4	L	1116	5/5	0.90	0.33	114,115,115,115	0
4	MPD	B	1523	8/8	0.91	0.35	77,77,79,79	0
4	MPD	L	1500	8/8	0.91	0.29	43,46,49,49	0
4	MPD	M	1518	8/8	0.91	0.28	64,65,65,66	0
4	MPD	N	1515	8/8	0.91	0.23	67,69,70,70	0
2	SO4	K	1134	5/5	0.91	0.21	109,109,109,110	0
2	SO4	H	1120	5/5	0.91	0.37	107,108,109,109	0
2	SO4	I	1143	5/5	0.91	0.29	120,121,121,121	0
4	MPD	B	1513	8/8	0.92	0.31	45,51,55,56	0
3	K	E	3110	1/1	0.92	0.18	80,80,80,80	0
2	SO4	I	1119	5/5	0.92	0.31	105,106,106,107	0
4	MPD	K	1506	8/8	0.93	0.22	46,50,50,51	0
2	SO4	J	1127	5/5	0.93	0.31	137,137,137,138	0
4	MPD	A	1511	8/8	0.93	0.25	42,43,45,45	0
3	K	N	3090	1/1	0.93	0.14	67,67,67,67	0
2	SO4	D	1112	5/5	0.94	0.16	88,90,90,90	0
2	SO4	G	1109	5/5	0.94	0.14	85,85,86,86	0
2	SO4	A	1121	5/5	0.94	0.18	98,98,99,99	0
4	MPD	H	1516	8/8	0.94	0.16	48,49,49,49	0
4	MPD	E	1503	8/8	0.95	0.36	56,56,59,59	0
2	SO4	J	1118	5/5	0.95	0.26	104,104,104,105	0

Continued on next page...

Continued from previous page...

Mol	Type	Chain	Res	Atoms	RSCC	RSR	B-factors(\AA^2)	Q<0.9
4	MPD	J	1529	8/8	0.96	0.27	55,56,57,57	0

6.5 Other polymers [i](#)

There are no such residues in this entry.