



Full wwPDB X-ray Structure Validation Report ⓘ

Oct 21, 2024 – 09:32 AM EDT

PDB ID : 1T8W
Title : Crystal Structure of E. coli AMP Nucleosidase
Authors : Zhang, Y.; Cottet, S.E.; Ealick, S.E.
Deposited on : 2004-05-13
Resolution : 2.80 Å(reported)

This is a Full wwPDB X-ray Structure Validation Report for a publicly released PDB entry.

We welcome your comments at validation@mail.wwpdb.org

A user guide is available at

<https://www.wwpdb.org/validation/2017/XrayValidationReportHelp>

with specific help available everywhere you see the ⓘ symbol.

The types of validation reports are described at

<http://www.wwpdb.org/validation/2017/FAQs#types>.

The following versions of software and data (see [references ⓘ](#)) were used in the production of this report:

MolProbity : 4.02b-467
Mogul : 2022.3.0, CSD as543be (2022)
Xtrriage (Phenix) : **NOT EXECUTED**
EDS : **NOT EXECUTED**
Percentile statistics : 20231227.v01 (using entries in the PDB archive December 27th 2023)
Ideal geometry (proteins) : Engh & Huber (2001)
Ideal geometry (DNA, RNA) : Parkinson et al. (1996)
Validation Pipeline (wwPDB-VP) : 2.39

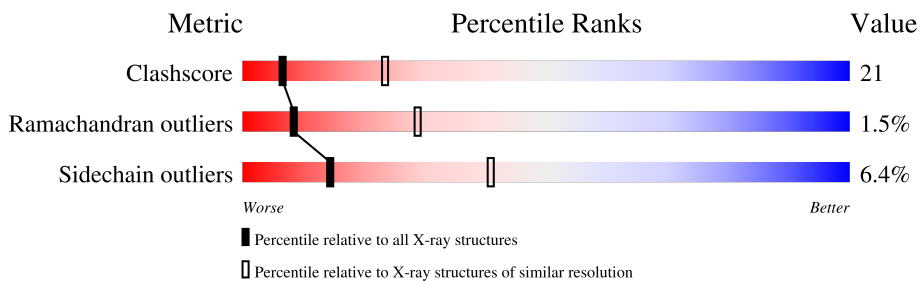
1 Overall quality at a glance

The following experimental techniques were used to determine the structure:

X-RAY DIFFRACTION

The reported resolution of this entry is 2.80 Å.

Percentile scores (ranging between 0-100) for global validation metrics of the entry are shown in the following graphic. The table shows the number of entries on which the scores are based.



Metric	Whole archive (#Entries)	Similar resolution (#Entries, resolution range(Å))
Clashscore	180529	4123 (2.80-2.80)
Ramachandran outliers	177936	4071 (2.80-2.80)
Sidechain outliers	177891	4073 (2.80-2.80)

The table below summarises the geometric issues observed across the polymeric chains and their fit to the electron density. The red, orange, yellow and green segments of the lower bar indicate the fraction of residues that contain outliers for ≥ 3 , 2, 1 and 0 types of geometric quality criteria respectively. A grey segment represents the fraction of residues that are not modelled. The numeric value for each fraction is indicated below the corresponding segment, with a dot representing fractions $\leq 5\%$

Note EDS was not executed.

Mol	Chain	Length	Quality of chain
1	A	484	
1	B	484	
1	C	484	
1	D	484	
1	E	484	
1	F	484	

2 Entry composition

There are 2 unique types of molecules in this entry. The entry contains 22064 atoms, of which 0 are hydrogens and 0 are deuteriums.

In the tables below, the ZeroOcc column contains the number of atoms modelled with zero occupancy, the AltConf column contains the number of residues with at least one atom in alternate conformation and the Trace column contains the number of residues modelled with at most 2 atoms.

- Molecule 1 is a protein called AMP nucleosidase.

Mol	Chain	Residues	Atoms						ZeroOcc	AltConf	Trace
			Total	C	N	O	S	Se			
1	A	461	3648	2317	641	681	5	4	0	0	0
1	B	461	3648	2317	641	681	5	4	0	0	0
1	C	461	3648	2317	641	681	5	4	0	0	0
1	D	461	3648	2317	641	681	5	4	0	0	0
1	E	461	3648	2317	641	681	5	4	0	0	0
1	F	461	3648	2317	641	681	5	4	0	0	0

There are 24 discrepancies between the modelled and reference sequences:

Chain	Residue	Modelled	Actual	Comment	Reference
A	138	MSE	MET	modified residue	UNP P15272
A	260	MSE	MET	modified residue	UNP P15272
A	302	MSE	MET	modified residue	UNP P15272
A	404	MSE	MET	modified residue	UNP P15272
B	138	MSE	MET	modified residue	UNP P15272
B	260	MSE	MET	modified residue	UNP P15272
B	302	MSE	MET	modified residue	UNP P15272
B	404	MSE	MET	modified residue	UNP P15272
C	138	MSE	MET	modified residue	UNP P15272
C	260	MSE	MET	modified residue	UNP P15272
C	302	MSE	MET	modified residue	UNP P15272
C	404	MSE	MET	modified residue	UNP P15272
D	138	MSE	MET	modified residue	UNP P15272
D	260	MSE	MET	modified residue	UNP P15272
D	302	MSE	MET	modified residue	UNP P15272
D	404	MSE	MET	modified residue	UNP P15272
E	138	MSE	MET	modified residue	UNP P15272

Continued on next page...

Continued from previous page...

Chain	Residue	Modelled	Actual	Comment	Reference
E	260	MSE	MET	modified residue	UNP P15272
E	302	MSE	MET	modified residue	UNP P15272
E	404	MSE	MET	modified residue	UNP P15272
F	138	MSE	MET	modified residue	UNP P15272
F	260	MSE	MET	modified residue	UNP P15272
F	302	MSE	MET	modified residue	UNP P15272
F	404	MSE	MET	modified residue	UNP P15272

- Molecule 2 is water.

Mol	Chain	Residues	Atoms	ZeroOcc	AltConf
2	A	22	Total O 22 22	0	0
2	B	37	Total O 37 37	0	0
2	C	33	Total O 33 33	0	0
2	D	30	Total O 30 30	0	0
2	E	24	Total O 24 24	0	0
2	F	30	Total O 30 30	0	0

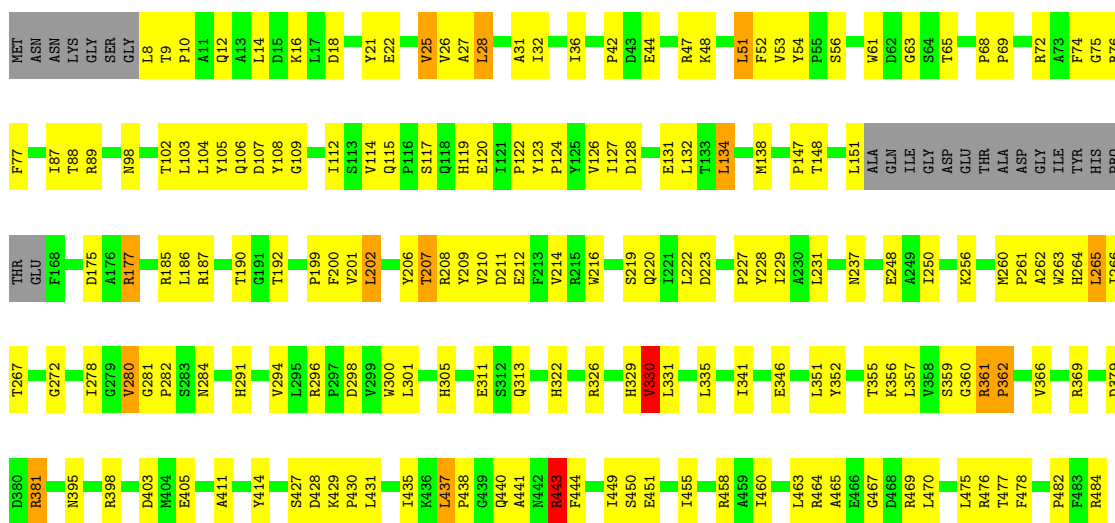
3 Residue-property plots i

These plots are drawn for all protein, RNA, DNA and oligosaccharide chains in the entry. The first graphic for a chain summarises the proportions of the various outlier classes displayed in the second graphic. The second graphic shows the sequence view annotated by issues in geometry. Residues are color-coded according to the number of geometric quality criteria for which they contain at least one outlier: green = 0, yellow = 1, orange = 2 and red = 3 or more. Stretches of 2 or more consecutive residues without any outlier are shown as a green connector. Residues present in the sample, but not in the model, are shown in grey.

Note EDS was not executed.


- Molecule 1: AMP nucleosidase

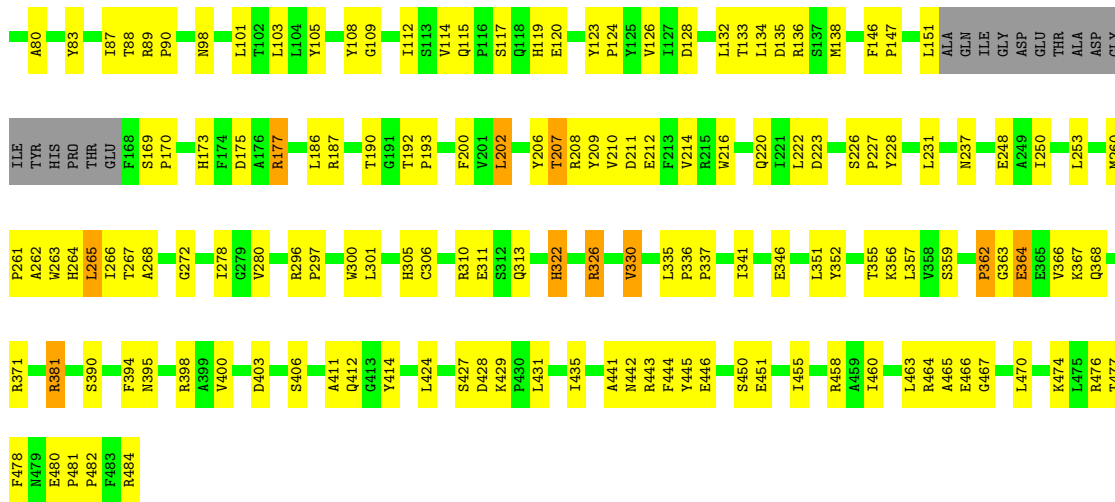
Chain A:  58% 34% 5%



- Molecule 1: AMP nucleosidase

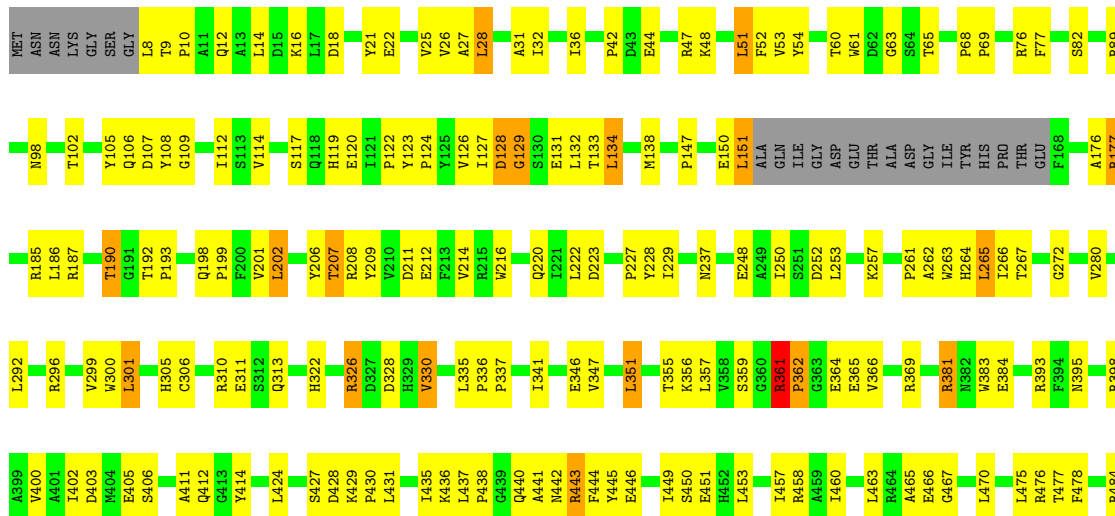
Chain B:  57% 36% 5%





- Molecule 1: AMP nucleosidase

Chain F: 58% 33% 5%



4 Data and refinement statistics

Xtrriage (Phenix) and EDS were not executed - this section is therefore incomplete.

Property	Value	Source
Space group	I 4	Depositor
Cell constants a, b, c, α , β , γ	271.80Å 271.80Å 113.40Å 90.00° 90.00° 90.00°	Depositor
Resolution (Å)	25.93 – 2.80	Depositor
% Data completeness (in resolution range)	93.7 (25.93-2.80)	Depositor
R_{merge}	(Not available)	Depositor
R_{sym}	0.06	Depositor
Refinement program	CNS 1.1	Depositor
R, R_{free}	0.223 , 0.245	Depositor
Estimated twinning fraction	No twinning to report.	Xtrriage
Total number of atoms	22064	wwPDB-VP
Average B, all atoms (Å ²)	91.0	wwPDB-VP

5 Model quality [i](#)

5.1 Standard geometry [i](#)

The Z score for a bond length (or angle) is the number of standard deviations the observed value is removed from the expected value. A bond length (or angle) with $|Z| > 5$ is considered an outlier worth inspection. RMSZ is the root-mean-square of all Z scores of the bond lengths (or angles).

Mol	Chain	Bond lengths		Bond angles	
		RMSZ	# Z >5	RMSZ	# Z >5
1	A	0.41	0/3738	0.62	0/5088
1	B	0.42	0/3738	0.62	0/5088
1	C	0.43	0/3738	0.64	0/5088
1	D	0.42	0/3738	0.63	0/5088
1	E	0.43	0/3738	0.63	0/5088
1	F	0.43	0/3738	0.62	0/5088
All	All	0.42	0/22428	0.63	0/30528

There are no bond length outliers.

There are no bond angle outliers.

There are no chirality outliers.

There are no planarity outliers.

5.2 Too-close contacts [i](#)

In the following table, the Non-H and H(model) columns list the number of non-hydrogen atoms and hydrogen atoms in the chain respectively. The H(added) column lists the number of hydrogen atoms added and optimized by MolProbity. The Clashes column lists the number of clashes within the asymmetric unit, whereas Symm-Clashes lists symmetry-related clashes.

Mol	Chain	Non-H	H(model)	H(added)	Clashes	Symm-Clashes
1	A	3648	0	3576	171	0
1	B	3648	0	3576	177	0
1	C	3648	0	3576	155	0
1	D	3648	0	3576	162	0
1	E	3648	0	3576	168	0
1	F	3648	0	3576	171	0
2	A	22	0	0	1	0
2	B	37	0	0	3	0
2	C	33	0	0	3	0
2	D	30	0	0	3	0

Continued on next page...

Continued from previous page...

Mol	Chain	Non-H	H(model)	H(added)	Clashes	Symm-Clashes
2	E	24	0	0	2	0
2	F	30	0	0	2	0
All	All	22064	0	21456	924	0

The all-atom clashscore is defined as the number of clashes found per 1000 atoms (including hydrogen atoms). The all-atom clashscore for this structure is 21.

All (924) close contacts within the same asymmetric unit are listed below, sorted by their clash magnitude.

Atom-1	Atom-2	Interatomic distance (Å)	Clash overlap (Å)
1:A:192:THR:HG21	1:A:264:HIS:NE2	1.74	1.02
1:F:361:ARG:HB2	1:F:365:GLU:HG2	1.42	1.00
1:C:190:THR:CG2	1:C:192:THR:HB	1.91	1.00
1:A:190:THR:CG2	1:A:192:THR:HB	1.93	0.99
1:D:190:THR:CG2	1:D:192:THR:HB	1.92	0.98
1:C:192:THR:HG21	1:C:264:HIS:NE2	1.78	0.98
1:B:192:THR:HG21	1:B:264:HIS:NE2	1.80	0.96
1:B:190:THR:CG2	1:B:192:THR:HB	1.93	0.96
1:D:192:THR:HG21	1:D:264:HIS:NE2	1.78	0.96
1:F:192:THR:HG21	1:F:264:HIS:NE2	1.82	0.95
1:E:190:THR:CG2	1:E:192:THR:HB	1.96	0.95
1:F:190:THR:CG2	1:F:192:THR:HB	1.97	0.93
1:E:192:THR:HG21	1:E:264:HIS:NE2	1.83	0.92
1:D:190:THR:HG22	1:D:192:THR:HB	1.50	0.91
1:C:190:THR:HG22	1:C:192:THR:HB	1.51	0.91
1:A:202:LEU:HD13	1:A:460:ILE:HD11	1.54	0.90
1:C:18:ASP:O	1:C:22:GLU:HG2	1.73	0.89
1:A:190:THR:HG22	1:A:192:THR:HB	1.53	0.89
1:A:131:GLU:HB2	1:B:441:ALA:HB3	1.54	0.88
1:A:477:THR:HB	1:F:395:ASN:HD21	1.39	0.87
1:B:192:THR:HG21	1:B:264:HIS:HE2	1.37	0.87
1:A:437:LEU:HD12	1:A:437:LEU:H	1.40	0.86
1:B:18:ASP:O	1:B:22:GLU:HG2	1.75	0.86
1:B:32:ILE:HD11	1:B:123:TYR:HB2	1.58	0.86
1:A:18:ASP:O	1:A:22:GLU:HG2	1.76	0.85
1:B:192:THR:HG21	1:B:264:HIS:CD2	2.09	0.85
1:F:192:THR:HG21	1:F:264:HIS:CD2	2.12	0.84
1:A:441:ALA:HB3	1:B:131:GLU:HB2	1.60	0.84
1:A:132:LEU:HB3	1:A:134:LEU:HD13	1.57	0.84
1:E:18:ASP:O	1:E:22:GLU:HG2	1.79	0.83
1:A:395:ASN:HD21	1:F:477:THR:HB	1.43	0.83

Continued on next page...

Continued from previous page...

Atom-1	Atom-2	Interatomic distance (Å)	Clash overlap (Å)
1:F:326:ARG:HG2	1:F:326:ARG:HH11	1.45	0.81
1:E:192:THR:HG21	1:E:264:HIS:CD2	2.14	0.81
1:A:32:ILE:HD11	1:A:123:TYR:HB2	1.63	0.81
1:F:18:ASP:O	1:F:22:GLU:HG2	1.80	0.80
1:E:190:THR:HG22	1:E:192:THR:HB	1.63	0.80
1:D:18:ASP:O	1:D:22:GLU:HG2	1.81	0.80
1:E:202:LEU:HD13	1:E:460:ILE:HD11	1.66	0.78
1:D:190:THR:HG23	1:D:262:ALA:HB3	1.66	0.78
1:A:435:ILE:HG21	1:B:185:ARG:HH22	1.46	0.78
1:F:8:LEU:HD12	1:F:12:GLN:HE21	1.49	0.78
1:F:190:THR:HG22	1:F:192:THR:HB	1.63	0.78
1:A:326:ARG:HG2	1:A:326:ARG:HH11	1.48	0.77
1:B:190:THR:HG22	1:B:192:THR:HB	1.66	0.77
1:C:192:THR:HG21	1:C:264:HIS:CD2	2.18	0.77
1:D:192:THR:HG21	1:D:264:HIS:CD2	2.19	0.77
1:C:32:ILE:HD11	1:C:123:TYR:HB2	1.65	0.77
1:A:192:THR:HG21	1:A:264:HIS:CD2	2.18	0.77
1:B:134:LEU:HD23	1:B:138:MSE:HB3	1.66	0.77
1:D:127:ILE:HD13	1:D:132:LEU:HG	1.67	0.77
1:E:135:ASP:HA	1:F:443:ARG:HH21	1.49	0.77
1:F:32:ILE:HD11	1:F:123:TYR:HB2	1.65	0.77
1:B:202:LEU:HD13	1:B:460:ILE:HD11	1.65	0.77
1:F:134:LEU:HD23	1:F:138:MSE:HB3	1.65	0.77
1:A:356:LYS:HG2	1:A:366:VAL:HG11	1.66	0.77
1:B:132:LEU:HB3	1:B:134:LEU:HD13	1.67	0.76
1:E:326:ARG:HH11	1:E:326:ARG:HG2	1.50	0.76
1:E:134:LEU:HD23	1:E:138:MSE:HB3	1.68	0.76
1:F:356:LYS:HG2	1:F:366:VAL:HG11	1.68	0.76
1:D:134:LEU:HD23	1:D:138:MSE:HB3	1.67	0.76
1:D:32:ILE:HD11	1:D:123:TYR:HB2	1.68	0.75
1:F:132:LEU:HB3	1:F:134:LEU:HD13	1.68	0.75
1:A:8:LEU:HD12	1:A:12:GLN:NE2	2.01	0.75
1:F:202:LEU:HD13	1:F:460:ILE:HD11	1.66	0.75
1:F:190:THR:HG23	1:F:262:ALA:HB3	1.69	0.75
1:D:395:ASN:HD22	1:E:478:PHE:HD1	1.35	0.74
1:F:8:LEU:HD12	1:F:12:GLN:NE2	2.01	0.74
1:A:8:LEU:HD12	1:A:12:GLN:HE21	1.53	0.74
1:E:32:ILE:HD11	1:E:123:TYR:HB2	1.70	0.73
1:E:44:GLU:O	1:E:48:LYS:HG2	1.88	0.73
1:B:186:LEU:O	1:B:190:THR:HB	1.87	0.73
1:C:44:GLU:O	1:C:48:LYS:HG2	1.89	0.73

Continued on next page...

Continued from previous page...

Atom-1	Atom-2	Interatomic distance (Å)	Clash overlap (Å)
1:F:430:PRO:HA	1:F:435:ILE:HG12	1.68	0.73
1:C:241:ALA:HB2	2:C:489:HOH:O	1.88	0.73
1:D:9:THR:H	1:D:12:GLN:HE21	1.36	0.73
1:A:435:ILE:CG2	1:B:185:ARG:HH22	2.01	0.72
1:B:326:ARG:HG2	1:B:326:ARG:HH11	1.54	0.72
1:B:477:THR:HB	1:C:395:ASN:HD21	1.54	0.72
1:A:190:THR:HG23	1:A:262:ALA:HB3	1.70	0.71
1:C:8:LEU:HD12	1:C:12:GLN:NE2	2.05	0.71
1:E:190:THR:HG23	1:E:262:ALA:HB3	1.71	0.71
1:B:395:ASN:HD21	1:C:477:THR:HB	1.56	0.71
1:B:361:ARG:HB3	1:B:365:GLU:CD	2.11	0.71
1:B:69:PRO:O	1:B:76:ARG:HD2	1.89	0.71
1:D:186:LEU:O	1:D:190:THR:HB	1.91	0.71
1:F:127:ILE:HD13	1:F:132:LEU:HG	1.73	0.71
1:A:134:LEU:HD23	1:A:138:MSE:HB3	1.72	0.70
1:B:361:ARG:HB3	1:B:365:GLU:OE2	1.91	0.70
1:D:356:LYS:HG2	1:D:366:VAL:HG11	1.73	0.70
1:D:44:GLU:O	1:D:48:LYS:HG2	1.91	0.70
1:E:8:LEU:HD12	1:E:12:GLN:HE21	1.57	0.70
1:A:186:LEU:O	1:A:190:THR:HB	1.91	0.70
1:F:65:THR:HB	1:F:68:PRO:HG3	1.73	0.70
1:F:134:LEU:HB3	1:F:138:MSE:CB	2.21	0.70
1:B:8:LEU:HD12	1:B:12:GLN:NE2	2.06	0.70
1:B:364:GLU:HG2	1:C:469:ARG:NH2	2.06	0.70
1:C:65:THR:HB	1:C:68:PRO:HG3	1.73	0.70
1:C:8:LEU:HD12	1:C:12:GLN:HE21	1.56	0.69
1:F:151:LEU:HD13	1:F:151:LEU:H	1.57	0.69
1:A:44:GLU:O	1:A:48:LYS:HG2	1.92	0.69
1:B:356:LYS:HG2	1:B:366:VAL:HG11	1.73	0.69
1:A:360:GLY:O	1:A:362:PRO:HD3	1.92	0.69
1:C:127:ILE:HG22	1:C:129:GLY:O	1.92	0.69
1:E:190:THR:HG21	1:E:192:THR:HB	1.73	0.69
1:E:65:THR:HB	1:E:68:PRO:HG3	1.75	0.69
1:B:44:GLU:O	1:B:48:LYS:HG2	1.92	0.68
1:B:132:LEU:HB3	1:B:134:LEU:CD1	2.22	0.68
1:C:28:LEU:HD13	1:C:126:VAL:HG21	1.75	0.68
1:C:326:ARG:HH11	1:C:326:ARG:HG2	1.57	0.68
1:A:185:ARG:HH22	1:B:435:ILE:HG21	1.59	0.68
1:E:8:LEU:HD12	1:E:12:GLN:NE2	2.09	0.68
1:B:134:LEU:HB3	1:B:138:MSE:HB2	1.76	0.68
1:F:131:GLU:CD	1:F:131:GLU:H	1.97	0.68

Continued on next page...

Continued from previous page...

Atom-1	Atom-2	Interatomic distance (Å)	Clash overlap (Å)
1:B:134:LEU:HB3	1:B:138:MSE:CB	2.24	0.67
1:D:326:ARG:HG2	1:D:326:ARG:HH11	1.59	0.67
1:C:190:THR:HG21	1:C:192:THR:HB	1.76	0.67
1:E:356:LYS:HB3	1:E:362:PRO:HB3	1.77	0.67
1:A:228:TYR:CG	1:A:265:LEU:HD13	2.30	0.67
1:E:28:LEU:HD13	1:E:126:VAL:HG21	1.76	0.67
1:F:44:GLU:O	1:F:48:LYS:HG2	1.95	0.67
1:C:186:LEU:O	1:C:190:THR:HB	1.94	0.67
1:D:8:LEU:HD12	1:D:12:GLN:NE2	2.09	0.67
1:E:134:LEU:HB3	1:E:138:MSE:CB	2.24	0.67
1:B:356:LYS:HE2	1:B:363:GLY:O	1.95	0.67
1:C:190:THR:HG23	1:C:262:ALA:HB3	1.75	0.67
1:D:9:THR:H	1:D:12:GLN:NE2	1.92	0.67
1:A:443:ARG:HD3	1:B:133:THR:HG22	1.76	0.67
1:E:119:HIS:ND1	1:E:177:ARG:NH2	2.43	0.67
1:E:442:ASN:ND2	1:E:445:TYR:HB3	2.10	0.66
1:E:69:PRO:O	1:E:76:ARG:HD2	1.95	0.66
1:C:69:PRO:O	1:C:76:ARG:HD2	1.94	0.66
1:D:134:LEU:HB3	1:D:138:MSE:CB	2.25	0.66
1:F:296:ARG:HD3	1:F:484:ARG:OXT	1.94	0.66
1:D:65:THR:HB	1:D:68:PRO:HG3	1.78	0.66
1:D:477:THR:HB	1:E:395:ASN:HD21	1.59	0.66
1:E:356:LYS:HE2	1:E:363:GLY:O	1.96	0.66
1:B:9:THR:H	1:B:12:GLN:HE21	1.44	0.66
1:B:364:GLU:HG2	1:C:469:ARG:HH21	1.59	0.66
1:E:305:HIS:HB2	1:E:427:SER:HB3	1.77	0.65
1:A:65:THR:HB	1:A:68:PRO:HG3	1.78	0.65
1:C:134:LEU:HD23	1:C:138:MSE:HB3	1.78	0.65
1:B:352:TYR:CE2	1:B:356:LYS:HE3	2.30	0.65
1:A:134:LEU:HB3	1:A:138:MSE:CB	2.26	0.65
1:A:443:ARG:HG2	1:A:444:PHE:CE1	2.30	0.65
1:B:8:LEU:HD12	1:B:12:GLN:HE21	1.61	0.65
1:C:36:ILE:HA	1:C:138:MSE:HE1	1.79	0.65
1:E:9:THR:H	1:E:12:GLN:HE21	1.44	0.65
1:F:69:PRO:O	1:F:76:ARG:HD2	1.97	0.65
1:A:69:PRO:O	1:A:76:ARG:HD2	1.96	0.64
1:B:65:THR:HB	1:B:68:PRO:HG3	1.80	0.64
1:A:463:LEU:HD22	1:A:470:LEU:HD13	1.79	0.64
1:C:202:LEU:HD13	1:C:460:ILE:HD11	1.79	0.64
1:B:310:ARG:H	1:B:313:GLN:NE2	1.96	0.64
1:D:69:PRO:O	1:D:76:ARG:HD2	1.98	0.64

Continued on next page...

Continued from previous page...

Atom-1	Atom-2	Interatomic distance (Å)	Clash overlap (Å)
1:F:105:TYR:O	1:F:109:GLY:HA2	1.97	0.64
1:E:135:ASP:HA	1:F:443:ARG:NH2	2.13	0.63
1:F:190:THR:HG21	1:F:192:THR:HB	1.80	0.63
1:A:280:VAL:HG11	1:A:381:ARG:NH1	2.13	0.63
1:E:186:LEU:O	1:E:190:THR:HB	1.99	0.63
1:E:72:ARG:NH1	1:E:103:LEU:HD22	2.12	0.63
1:D:437:LEU:HD13	1:D:440:GLN:OE1	1.99	0.63
1:D:202:LEU:HD13	1:D:460:ILE:HD11	1.79	0.63
1:D:335:LEU:HD21	1:D:341:ILE:HD11	1.80	0.63
1:E:9:THR:H	1:E:12:GLN:NE2	1.96	0.63
1:B:105:TYR:O	1:B:109:GLY:HA2	1.99	0.62
1:F:206:TYR:HB3	1:F:209:TYR:HD2	1.64	0.62
1:A:132:LEU:HB3	1:A:134:LEU:CD1	2.29	0.62
1:F:128:ASP:O	1:F:129:GLY:O	2.17	0.62
1:F:134:LEU:HB3	1:F:138:MSE:HB2	1.82	0.62
1:A:356:LYS:HB3	1:A:362:PRO:HB3	1.81	0.62
1:F:186:LEU:O	1:F:190:THR:HB	1.99	0.62
1:C:356:LYS:HG2	1:C:366:VAL:HG11	1.80	0.62
1:D:128:ASP:O	1:D:129:GLY:O	2.17	0.62
1:E:250:ILE:HG22	1:E:250:ILE:O	1.99	0.62
1:D:228:TYR:CG	1:D:265:LEU:HD13	2.34	0.62
1:D:105:TYR:O	1:D:109:GLY:HA2	2.00	0.62
1:B:237:ASN:HD21	1:B:248:GLU:HB2	1.64	0.61
1:A:9:THR:H	1:A:12:GLN:HE21	1.48	0.61
1:A:305:HIS:HB2	1:A:427:SER:HB3	1.81	0.61
1:C:9:THR:H	1:C:12:GLN:HE21	1.48	0.61
1:C:237:ASN:HD21	1:C:248:GLU:HB2	1.65	0.61
1:D:77:PHE:CE2	1:D:104:LEU:HD22	2.34	0.61
1:E:27:ALA:HB1	1:E:51:LEU:CD2	2.30	0.61
1:E:105:TYR:O	1:E:109:GLY:HA2	2.00	0.61
1:E:355:THR:O	1:E:359:SER:HB3	2.00	0.61
1:A:477:THR:HB	1:F:395:ASN:ND2	2.12	0.61
1:C:187:ARG:HH11	1:C:187:ARG:HG3	1.66	0.61
1:E:36:ILE:HG23	1:E:138:MSE:HE1	1.82	0.61
1:A:105:TYR:O	1:A:109:GLY:HA2	2.00	0.61
1:E:228:TYR:CG	1:E:265:LEU:HD13	2.35	0.61
1:D:237:ASN:HD21	1:D:248:GLU:HB2	1.65	0.61
1:F:187:ARG:HG3	1:F:187:ARG:HH11	1.66	0.61
1:B:16:LYS:HD3	1:B:114:VAL:HB	1.81	0.61
1:B:9:THR:H	1:B:12:GLN:NE2	1.99	0.61
1:F:27:ALA:HB1	1:F:51:LEU:HD22	1.83	0.61

Continued on next page...

Continued from previous page...

Atom-1	Atom-2	Interatomic distance (Å)	Clash overlap (Å)
1:D:477:THR:HG22	1:E:398:ARG:HD3	1.83	0.60
1:F:355:THR:O	1:F:359:SER:HB3	2.02	0.60
1:A:190:THR:HG21	1:A:192:THR:HB	1.78	0.60
1:A:237:ASN:HD21	1:A:248:GLU:HB2	1.67	0.60
1:E:16:LYS:HD3	1:E:114:VAL:HB	1.83	0.60
1:B:28:LEU:HD13	1:B:126:VAL:HG21	1.83	0.60
1:D:52:PHE:O	1:D:120:GLU:HA	2.02	0.60
1:D:190:THR:HG21	1:D:192:THR:HB	1.82	0.60
1:F:206:TYR:HB3	1:F:209:TYR:CD2	2.37	0.60
1:B:361:ARG:HH11	1:B:361:ARG:HB2	1.67	0.60
1:E:268:ALA:HB3	2:E:493:HOH:O	2.02	0.60
1:B:463:LEU:HD22	1:B:470:LEU:HD13	1.84	0.59
1:B:250:ILE:HG22	1:B:250:ILE:O	2.02	0.59
1:C:463:LEU:HD22	1:C:470:LEU:HD13	1.83	0.59
1:D:430:PRO:HA	1:D:435:ILE:HG12	1.83	0.59
1:C:296:ARG:HD3	1:C:484:ARG:OXT	2.03	0.59
1:D:190:THR:HG22	1:D:192:THR:CB	2.28	0.59
1:E:42:PRO:HA	2:E:497:HOH:O	2.02	0.59
1:F:253:LEU:HD21	1:F:257:LYS:NZ	2.18	0.59
1:A:61:TRP:CZ3	1:A:63:GLY:HA2	2.38	0.59
1:A:185:ARG:NH2	1:B:435:ILE:HG21	2.17	0.59
1:E:134:LEU:HB3	1:E:138:MSE:HB3	1.84	0.59
1:A:9:THR:H	1:A:12:GLN:NE2	2.01	0.58
1:D:8:LEU:HD12	1:D:12:GLN:HE21	1.67	0.58
1:F:305:HIS:HB2	1:F:427:SER:HB3	1.84	0.58
1:C:190:THR:HG22	1:C:192:THR:CB	2.30	0.58
1:B:72:ARG:NH1	1:B:103:LEU:HD22	2.19	0.58
1:D:134:LEU:HB3	1:D:138:MSE:HB2	1.84	0.58
1:C:250:ILE:HG22	1:C:250:ILE:O	2.03	0.58
1:C:150:GLU:O	1:C:151:LEU:HB2	2.03	0.58
1:F:250:ILE:O	1:F:250:ILE:HG22	2.03	0.58
1:F:306:CYS:HB3	1:F:424:LEU:HD13	1.85	0.58
1:A:296:ARG:HD3	1:A:484:ARG:OXT	2.03	0.58
1:A:36:ILE:HA	1:A:138:MSE:HE1	1.86	0.58
1:E:151:LEU:HD21	1:F:430:PRO:O	2.04	0.58
1:B:151:LEU:HD23	2:B:490:HOH:O	2.03	0.58
1:B:266:ILE:H	1:B:266:ILE:HD12	1.69	0.58
1:E:237:ASN:HD21	1:E:248:GLU:HB2	1.69	0.57
1:F:237:ASN:HD21	1:F:248:GLU:HB2	1.68	0.57
1:F:310:ARG:H	1:F:313:GLN:NE2	2.01	0.57
1:B:313:GLN:HB2	1:B:429:LYS:NZ	2.19	0.57

Continued on next page...

Continued from previous page...

Atom-1	Atom-2	Interatomic distance (Å)	Clash overlap (Å)
1:E:359:SER:HA	1:E:451:GLU:OE1	2.04	0.57
1:B:206:TYR:HB3	1:B:209:TYR:HD2	1.69	0.57
1:B:237:ASN:ND2	1:B:248:GLU:HB2	2.20	0.57
1:C:355:THR:O	1:C:359:SER:HB3	2.04	0.57
1:D:36:ILE:HG23	1:D:138:MSE:HE1	1.87	0.57
1:B:359:SER:HA	1:B:451:GLU:OE1	2.03	0.57
1:C:21:TYR:O	1:C:25:VAL:HG12	2.05	0.57
1:E:335:LEU:HD21	1:E:341:ILE:HD11	1.86	0.57
1:C:465:ALA:C	1:C:467:GLY:H	2.06	0.57
1:D:437:LEU:HB2	1:D:440:GLN:CD	2.24	0.57
1:F:313:GLN:HB2	1:F:429:LYS:NZ	2.19	0.57
1:A:134:LEU:HB3	1:A:138:MSE:HB2	1.86	0.57
1:B:206:TYR:HB3	1:B:209:TYR:CD2	2.38	0.57
1:C:335:LEU:HD21	1:C:341:ILE:HD11	1.87	0.57
1:D:187:ARG:HG3	1:D:187:ARG:HH11	1.69	0.57
1:F:266:ILE:HD12	1:F:266:ILE:H	1.69	0.57
1:C:52:PHE:O	1:C:120:GLU:HA	2.04	0.57
1:B:478:PHE:HD1	1:C:395:ASN:HD22	1.52	0.57
1:C:306:CYS:HB3	1:C:424:LEU:HD13	1.85	0.57
1:A:21:TYR:O	1:A:25:VAL:HG12	2.04	0.57
1:A:22:GLU:O	1:A:26:VAL:HG23	2.05	0.57
1:B:52:PHE:O	1:B:120:GLU:HA	2.05	0.57
1:C:61:TRP:CZ3	1:C:63:GLY:HA2	2.40	0.57
1:B:357:LEU:HD13	1:B:458:ARG:NH1	2.19	0.57
1:D:134:LEU:CD1	1:D:134:LEU:H	2.18	0.57
1:D:208:ARG:HD3	1:D:446:GLU:OE1	2.05	0.56
1:C:131:GLU:CB	1:D:441:ALA:HB1	2.35	0.56
1:B:36:ILE:HA	1:B:138:MSE:HE1	1.87	0.56
1:F:326:ARG:HG2	1:F:326:ARG:NH1	2.19	0.56
1:E:36:ILE:HG23	1:E:138:MSE:CE	2.35	0.56
1:A:52:PHE:O	1:A:120:GLU:HA	2.05	0.56
1:A:77:PHE:CE2	1:A:104:LEU:HD22	2.40	0.56
1:C:105:TYR:O	1:C:109:GLY:HA2	2.06	0.56
1:D:237:ASN:ND2	1:D:248:GLU:HB2	2.20	0.56
1:D:355:THR:O	1:D:359:SER:HB3	2.06	0.56
1:A:250:ILE:O	1:A:250:ILE:HG22	2.06	0.56
1:B:190:THR:HG22	1:B:192:THR:N	2.20	0.56
1:E:356:LYS:HG2	1:E:366:VAL:HG11	1.88	0.56
1:A:355:THR:O	1:A:359:SER:HB3	2.06	0.56
1:B:127:ILE:HD13	1:B:132:LEU:HG	1.87	0.56
1:A:469:ARG:HG2	1:A:469:ARG:HH11	1.71	0.56

Continued on next page...

Continued from previous page...

Atom-1	Atom-2	Interatomic distance (Å)	Clash overlap (Å)
1:B:187:ARG:HG3	1:B:187:ARG:HH11	1.71	0.56
1:D:305:HIS:HB2	1:D:427:SER:HB3	1.87	0.56
1:A:151:LEU:HD22	1:A:151:LEU:N	2.20	0.56
1:A:208:ARG:NH1	1:A:449:ILE:HD12	2.20	0.55
1:A:228:TYR:CD1	1:A:265:LEU:HD13	2.40	0.55
1:B:430:PRO:HA	1:B:435:ILE:HG12	1.87	0.55
1:C:130:SER:HB2	1:D:441:ALA:HB2	1.88	0.55
1:D:28:LEU:HD13	1:D:126:VAL:HG21	1.87	0.55
1:F:31:ALA:HB1	1:F:42:PRO:HG3	1.86	0.55
1:A:395:ASN:HD22	1:F:478:PHE:HD1	1.54	0.55
1:E:465:ALA:C	1:E:467:GLY:H	2.08	0.55
1:F:36:ILE:HA	1:F:138:MSE:HE1	1.88	0.55
1:E:296:ARG:HD3	1:E:484:ARG:OXT	2.06	0.55
1:F:16:LYS:HD3	1:F:114:VAL:HB	1.89	0.55
1:D:14:LEU:HD11	1:D:98:ASN:HB2	1.89	0.55
1:D:61:TRP:CZ3	1:D:63:GLY:HA2	2.42	0.55
1:D:83:TYR:HA	1:D:169:SER:O	2.06	0.55
1:D:250:ILE:O	1:D:250:ILE:HG22	2.06	0.55
1:D:119:HIS:ND1	1:D:177:ARG:NH2	2.53	0.55
1:E:134:LEU:HB3	1:E:138:MSE:HB2	1.88	0.55
1:E:266:ILE:HD12	1:E:266:ILE:H	1.70	0.55
1:F:305:HIS:CE1	1:F:438:PRO:HG2	2.41	0.55
1:A:190:THR:HG22	1:A:192:THR:CB	2.32	0.55
1:D:395:ASN:HD21	1:E:477:THR:HB	1.71	0.55
1:E:52:PHE:O	1:E:120:GLU:HA	2.05	0.55
1:E:228:TYR:CD1	1:E:265:LEU:HD13	2.42	0.55
1:C:14:LEU:HD11	1:C:98:ASN:HB2	1.88	0.55
1:B:27:ALA:HB1	1:B:51:LEU:HD22	1.89	0.55
1:B:364:GLU:CG	1:C:469:ARG:NH2	2.70	0.55
1:E:280:VAL:HG11	1:E:381:ARG:NH1	2.22	0.55
1:F:227:PRO:O	1:F:229:ILE:HG23	2.06	0.55
1:A:465:ALA:C	1:A:467:GLY:H	2.10	0.55
1:B:123:TYR:CG	1:B:124:PRO:HD3	2.42	0.55
1:D:296:ARG:HD3	1:D:484:ARG:OXT	2.07	0.54
1:E:310:ARG:H	1:E:313:GLN:NE2	2.05	0.54
1:B:14:LEU:HD11	1:B:98:ASN:HB2	1.90	0.54
1:B:465:ALA:C	1:B:467:GLY:H	2.09	0.54
1:C:9:THR:H	1:C:12:GLN:NE2	2.03	0.54
1:C:357:LEU:HD13	1:C:458:ARG:NH1	2.23	0.54
1:E:427:SER:O	1:E:428:ASP:HB3	2.07	0.54
1:C:208:ARG:HD3	1:C:446:GLU:OE1	2.07	0.54

Continued on next page...

Continued from previous page...

Atom-1	Atom-2	Interatomic distance (Å)	Clash overlap (Å)
1:E:21:TYR:O	1:E:25:VAL:HG12	2.07	0.54
1:C:441:ALA:HB3	1:D:131:GLU:HB2	1.89	0.54
1:D:127:ILE:HD13	1:D:132:LEU:CG	2.36	0.54
1:F:61:TRP:CZ3	1:F:63:GLY:HA2	2.43	0.54
1:F:208:ARG:HD3	1:F:446:GLU:OE1	2.07	0.54
1:B:73:ALA:O	1:B:476:ARG:HD2	2.08	0.54
1:C:31:ALA:HB1	1:C:42:PRO:HG3	1.90	0.54
1:D:469:ARG:NH2	1:E:364:GLU:HB2	2.22	0.54
1:B:266:ILE:HG22	1:B:267:THR:N	2.22	0.54
1:C:53:VAL:HG11	1:C:117:SER:O	2.08	0.54
1:C:123:TYR:CG	1:C:124:PRO:HD3	2.42	0.54
1:D:21:TYR:O	1:D:25:VAL:HG12	2.08	0.54
1:C:237:ASN:ND2	1:C:248:GLU:HB2	2.22	0.54
1:E:190:THR:HG22	1:E:192:THR:N	2.22	0.54
1:E:313:GLN:HB2	1:E:429:LYS:NZ	2.23	0.54
1:F:228:TYR:CG	1:F:265:LEU:HD13	2.42	0.54
1:B:21:TYR:O	1:B:25:VAL:HG12	2.06	0.54
1:B:122:PRO:HA	1:B:147:PRO:O	2.07	0.54
1:B:305:HIS:HB2	1:B:427:SER:HB3	1.89	0.54
1:B:190:THR:HG23	1:B:262:ALA:HB3	1.89	0.54
1:B:437:LEU:HD12	1:B:440:GLN:OE1	2.07	0.54
1:C:27:ALA:HB1	1:C:51:LEU:HD22	1.90	0.54
1:D:427:SER:O	1:D:428:ASP:HB3	2.08	0.54
1:E:134:LEU:HD12	1:E:134:LEU:N	2.23	0.54
1:E:237:ASN:ND2	1:E:248:GLU:HB2	2.22	0.54
1:F:237:ASN:ND2	1:F:248:GLU:HB2	2.23	0.54
1:B:355:THR:O	1:B:359:SER:HB3	2.08	0.53
1:E:22:GLU:O	1:E:26:VAL:HG23	2.08	0.53
1:A:36:ILE:HG23	1:A:138:MSE:CE	2.37	0.53
1:C:16:LYS:HD3	1:C:114:VAL:HB	1.89	0.53
1:B:335:LEU:HD21	1:B:341:ILE:HD11	1.89	0.53
1:D:395:ASN:ND2	1:E:478:PHE:H	2.06	0.53
1:F:346:GLU:H	1:F:346:GLU:CD	2.11	0.53
1:F:356:LYS:CG	1:F:366:VAL:HG11	2.38	0.53
1:A:16:LYS:HD3	1:A:114:VAL:HB	1.91	0.53
1:A:346:GLU:H	1:A:346:GLU:CD	2.12	0.53
1:C:56:SER:HB2	1:C:117:SER:HB3	1.90	0.53
1:C:305:HIS:HB2	1:C:427:SER:HB3	1.90	0.53
1:D:132:LEU:HB3	1:D:134:LEU:HD13	1.90	0.53
1:A:335:LEU:HD21	1:A:341:ILE:HD11	1.90	0.53
1:A:361:ARG:CD	1:A:361:ARG:H	2.21	0.53

Continued on next page...

Continued from previous page...

Atom-1	Atom-2	Interatomic distance (Å)	Clash overlap (Å)
1:B:478:PHE:H	1:C:395:ASN:ND2	2.06	0.53
1:D:73:ALA:O	1:D:476:ARG:HD2	2.09	0.53
1:D:465:ALA:C	1:D:467:GLY:H	2.12	0.53
1:F:52:PHE:O	1:F:120:GLU:HA	2.08	0.53
1:F:362:PRO:O	1:F:365:GLU:HB3	2.08	0.53
1:F:437:LEU:HD12	1:F:437:LEU:N	2.23	0.53
1:F:465:ALA:C	1:F:467:GLY:H	2.12	0.53
1:B:296:ARG:HD3	1:B:484:ARG:OXT	2.08	0.53
1:C:228:TYR:HB3	1:C:265:LEU:HD22	1.89	0.53
1:D:360:GLY:O	1:D:362:PRO:HD3	2.09	0.53
1:F:27:ALA:HB1	1:F:51:LEU:CD2	2.38	0.53
1:F:60:THR:HG23	1:F:82:SER:OG	2.09	0.53
1:A:28:LEU:HD13	1:A:126:VAL:HG21	1.90	0.53
1:D:357:LEU:HD13	1:D:458:ARG:NH1	2.23	0.53
1:A:227:PRO:O	1:A:229:ILE:HG23	2.08	0.53
1:F:427:SER:O	1:F:428:ASP:HB3	2.09	0.53
1:A:27:ALA:HB1	1:A:51:LEU:CD2	2.39	0.53
1:A:237:ASN:ND2	1:A:248:GLU:HB2	2.23	0.53
1:E:123:TYR:O	1:E:126:VAL:HG22	2.09	0.53
1:F:216:TRP:O	1:F:220:GLN:HG2	2.09	0.53
1:C:251:SER:HA	2:C:501:HOH:O	2.09	0.52
1:D:31:ALA:HB1	1:D:42:PRO:HG3	1.91	0.52
1:E:190:THR:HG22	1:E:192:THR:CB	2.35	0.52
1:E:208:ARG:NH2	1:E:212:GLU:OE1	2.42	0.52
1:A:53:VAL:HG13	1:A:117:SER:OG	2.09	0.52
1:A:134:LEU:HB3	1:A:138:MSE:HB3	1.91	0.52
1:A:352:TYR:CE2	1:A:356:LYS:HE3	2.45	0.52
1:D:352:TYR:CE2	1:D:356:LYS:HE3	2.45	0.52
1:F:53:VAL:HG13	1:F:117:SER:OG	2.09	0.52
1:D:51:LEU:HD13	1:D:52:PHE:CE2	2.45	0.52
1:C:151:LEU:HD21	1:D:430:PRO:O	2.09	0.52
1:F:359:SER:HA	1:F:451:GLU:OE1	2.09	0.52
1:F:28:LEU:HD13	1:F:126:VAL:HG21	1.91	0.52
1:F:305:HIS:HB3	1:F:445:TYR:CZ	2.45	0.52
1:A:398:ARG:HD2	1:F:476:ARG:O	2.10	0.52
1:B:356:LYS:CG	1:B:366:VAL:HG11	2.39	0.52
1:A:395:ASN:ND2	1:F:477:THR:HB	2.19	0.52
1:B:70:LYS:HB3	1:C:312:SER:HB2	1.92	0.52
1:D:72:ARG:NH1	1:D:103:LEU:HD22	2.24	0.52
1:E:313:GLN:HB2	1:E:429:LYS:HZ1	1.73	0.52
1:A:119:HIS:ND1	1:A:177:ARG:NH2	2.57	0.52

Continued on next page...

Continued from previous page...

Atom-1	Atom-2	Interatomic distance (Å)	Clash overlap (Å)
1:A:131:GLU:CD	1:A:131:GLU:H	2.13	0.52
1:A:231:LEU:HD12	1:A:264:HIS:O	2.10	0.52
1:D:27:ALA:HB1	1:D:51:LEU:HD22	1.91	0.52
1:E:14:LEU:HD11	1:E:98:ASN:HB2	1.92	0.52
1:E:53:VAL:HG13	1:E:117:SER:OG	2.09	0.52
1:E:83:TYR:HA	1:E:169:SER:O	2.10	0.51
1:F:134:LEU:HB3	1:F:138:MSE:HB3	1.92	0.51
1:F:347:VAL:O	1:F:351:LEU:HD22	2.11	0.51
1:B:261:PRO:HB2	1:B:263:TRP:CZ3	2.44	0.51
1:E:208:ARG:HD3	1:E:446:GLU:OE1	2.10	0.51
1:E:442:ASN:ND2	1:E:445:TYR:CB	2.74	0.51
1:B:357:LEU:HD13	1:B:458:ARG:HH11	1.75	0.51
1:D:425:CYS:HB2	1:D:452:HIS:CE1	2.45	0.51
1:E:53:VAL:HG11	1:E:117:SER:O	2.11	0.51
1:A:27:ALA:HB1	1:A:51:LEU:HD22	1.91	0.51
1:A:187:ARG:HG3	1:A:187:ARG:HH11	1.75	0.51
1:A:437:LEU:HD12	1:A:437:LEU:N	2.17	0.51
1:A:451:GLU:O	1:A:455:ILE:HG13	2.10	0.51
1:B:51:LEU:HD13	1:B:52:PHE:CE2	2.46	0.51
1:B:477:THR:HB	1:C:395:ASN:ND2	2.22	0.51
1:C:119:HIS:ND1	1:C:177:ARG:NH2	2.59	0.51
1:D:71:THR:CG2	1:E:367:LYS:HB3	2.40	0.51
1:A:185:ARG:HH22	1:B:435:ILE:CG2	2.24	0.51
1:D:71:THR:HG23	1:E:367:LYS:HB3	1.93	0.51
1:F:119:HIS:ND1	1:F:177:ARG:NH2	2.58	0.51
1:A:326:ARG:HG2	1:A:326:ARG:NH1	2.22	0.51
1:B:227:PRO:O	1:B:229:ILE:HG23	2.11	0.51
1:D:346:GLU:CD	1:D:346:GLU:H	2.15	0.51
1:B:477:THR:HG22	1:C:398:ARG:HD3	1.92	0.50
1:E:463:LEU:HD22	1:E:470:LEU:HD13	1.92	0.50
1:B:119:HIS:ND1	1:B:177:ARG:NH2	2.59	0.50
1:D:436:LYS:C	1:D:437:LEU:HD12	2.32	0.50
1:F:190:THR:HG22	1:F:192:THR:N	2.24	0.50
1:B:228:TYR:CG	1:B:265:LEU:HD13	2.46	0.50
1:A:359:SER:HA	1:A:451:GLU:OE1	2.10	0.50
1:D:306:CYS:HB3	1:D:424:LEU:HD13	1.93	0.50
1:E:123:TYR:CG	1:E:124:PRO:HD3	2.47	0.50
1:E:202:LEU:HD13	1:E:460:ILE:CD1	2.40	0.50
1:E:326:ARG:NH2	1:E:335:LEU:O	2.44	0.50
1:F:9:THR:H	1:F:12:GLN:NE2	2.10	0.50
1:C:72:ARG:NH1	1:C:103:LEU:HD22	2.26	0.50

Continued on next page...

Continued from previous page...

Atom-1	Atom-2	Interatomic distance (Å)	Clash overlap (Å)
1:D:36:ILE:HG23	1:D:138:MSE:CE	2.41	0.50
1:D:227:PRO:O	1:D:229:ILE:HG23	2.12	0.50
1:D:260:MSE:HG2	1:D:278:ILE:HA	1.93	0.50
1:F:122:PRO:HA	1:F:147:PRO:O	2.12	0.50
1:F:313:GLN:HB2	1:F:429:LYS:HZ1	1.76	0.50
1:C:51:LEU:HD13	1:C:52:PHE:CE2	2.47	0.50
1:C:356:LYS:CG	1:C:366:VAL:HG11	2.42	0.50
1:F:151:LEU:HD13	1:F:151:LEU:N	2.23	0.50
1:F:436:LYS:C	1:F:437:LEU:HD12	2.32	0.50
1:D:453:LEU:O	1:D:457:ILE:HG13	2.11	0.50
1:E:216:TRP:O	1:E:220:GLN:HG2	2.11	0.50
1:F:280:VAL:HG11	1:F:381:ARG:NH1	2.26	0.50
1:A:134:LEU:CD1	1:A:134:LEU:H	2.25	0.50
1:B:27:ALA:HB1	1:B:51:LEU:CD2	2.42	0.50
1:C:280:VAL:HG11	1:C:381:ARG:NH1	2.26	0.50
1:F:357:LEU:HD13	1:F:458:ARG:NH1	2.27	0.50
1:A:437:LEU:H	1:A:437:LEU:CD1	2.20	0.49
1:E:357:LEU:HD13	1:E:458:ARG:NH1	2.27	0.49
1:F:190:THR:HG22	1:F:192:THR:CB	2.37	0.49
1:B:190:THR:HG21	1:B:192:THR:HB	1.86	0.49
1:C:60:THR:HG23	1:C:82:SER:OG	2.12	0.49
1:E:187:ARG:HG3	1:E:187:ARG:HH11	1.77	0.49
1:F:463:LEU:HD22	1:F:470:LEU:HD13	1.94	0.49
1:A:120:GLU:OE1	1:A:147:PRO:HG3	2.12	0.49
1:A:266:ILE:HG22	1:A:267:THR:N	2.28	0.49
1:C:131:GLU:HB3	1:D:441:ALA:HB1	1.92	0.49
1:C:190:THR:HG22	1:C:192:THR:N	2.28	0.49
1:D:206:TYR:HB3	1:D:209:TYR:HD2	1.77	0.49
1:E:36:ILE:HA	1:E:138:MSE:HE1	1.94	0.49
1:C:346:GLU:CD	1:C:346:GLU:H	2.15	0.49
1:D:16:LYS:HD3	1:D:114:VAL:HB	1.94	0.49
1:E:31:ALA:HB1	1:E:42:PRO:HG3	1.93	0.49
1:A:411:ALA:O	1:A:414:TYR:HB3	2.11	0.49
1:D:357:LEU:HD13	1:D:458:ARG:HH11	1.78	0.49
1:E:206:TYR:HB3	1:E:209:TYR:CD2	2.48	0.49
1:F:335:LEU:HD21	1:F:341:ILE:HD11	1.94	0.49
1:A:14:LEU:HD11	1:A:98:ASN:HB2	1.95	0.49
1:A:356:LYS:CG	1:A:366:VAL:HG11	2.40	0.49
1:D:228:TYR:CD1	1:D:265:LEU:HD13	2.47	0.49
1:D:477:THR:HB	1:E:395:ASN:ND2	2.26	0.49
1:B:280:VAL:HG11	1:B:381:ARG:NH1	2.28	0.49

Continued on next page...

Continued from previous page...

Atom-1	Atom-2	Interatomic distance (Å)	Clash overlap (Å)
1:B:398:ARG:HD3	1:C:477:THR:HG22	1.94	0.49
1:C:150:GLU:OE1	1:C:150:GLU:HA	2.12	0.49
1:E:9:THR:HG23	1:E:12:GLN:NE2	2.28	0.49
1:E:352:TYR:CE2	1:E:356:LYS:HE3	2.46	0.49
1:F:266:ILE:HG22	1:F:267:THR:N	2.27	0.49
1:A:36:ILE:HG23	1:A:138:MSE:HE1	1.93	0.49
1:E:27:ALA:HB1	1:E:51:LEU:HD22	1.94	0.49
1:F:192:THR:HG23	1:F:193:PRO:HD2	1.95	0.49
1:A:265:LEU:O	1:A:272:GLY:HA3	2.13	0.49
1:A:326:ARG:NH2	1:A:335:LEU:O	2.46	0.49
1:A:437:LEU:HD13	1:A:440:GLN:HG3	1.93	0.49
1:B:200:PHE:CZ	1:B:464:ARG:HG3	2.47	0.49
1:D:9:THR:HG23	1:D:12:GLN:NE2	2.28	0.49
1:D:123:TYR:CG	1:D:124:PRO:HD3	2.48	0.49
1:F:261:PRO:HB2	1:F:263:TRP:CZ3	2.48	0.49
1:A:206:TYR:HB3	1:A:209:TYR:HD2	1.78	0.48
1:C:27:ALA:HB1	1:C:51:LEU:CD2	2.43	0.48
1:C:437:LEU:HD11	1:D:185:ARG:NH2	2.28	0.48
1:E:261:PRO:HB2	1:E:263:TRP:CZ3	2.47	0.48
1:E:411:ALA:O	1:E:414:TYR:HB3	2.13	0.48
1:D:361:ARG:HG3	1:D:361:ARG:HH11	1.77	0.48
1:F:9:THR:H	1:F:12:GLN:HE21	1.60	0.48
1:A:248:GLU:HA	2:A:503:HOH:O	2.13	0.48
1:D:322:HIS:HD2	1:E:474:LYS:HD3	1.78	0.48
1:E:206:TYR:HB3	1:E:209:TYR:HD2	1.78	0.48
1:E:231:LEU:HD12	1:E:264:HIS:O	2.13	0.48
1:F:51:LEU:HD13	1:F:52:PHE:CE2	2.48	0.48
1:F:134:LEU:H	1:F:134:LEU:CD1	2.27	0.48
1:F:228:TYR:HB3	1:F:265:LEU:HD22	1.95	0.48
1:B:123:TYR:CD2	1:B:124:PRO:HD3	2.49	0.48
1:F:119:HIS:HA	2:F:498:HOH:O	2.12	0.48
1:C:28:LEU:HD13	1:C:126:VAL:CG2	2.43	0.48
1:D:398:ARG:HD2	1:E:476:ARG:O	2.14	0.48
1:E:8:LEU:HB3	1:E:112:ILE:O	2.14	0.48
1:A:369:ARG:HG2	1:A:369:ARG:HH11	1.78	0.48
1:D:266:ILE:HG22	1:D:267:THR:N	2.28	0.48
1:E:61:TRP:CZ3	1:E:63:GLY:HA2	2.48	0.48
1:E:266:ILE:HG22	1:E:267:THR:N	2.29	0.48
1:A:206:TYR:HB3	1:A:209:TYR:CD2	2.48	0.48
1:B:31:ALA:HB1	1:B:42:PRO:HG3	1.95	0.48
1:B:61:TRP:CZ3	1:B:63:GLY:HA2	2.48	0.48

Continued on next page...

Continued from previous page...

Atom-1	Atom-2	Interatomic distance (Å)	Clash overlap (Å)
1:C:131:GLU:CD	1:D:443:ARG:HB2	2.34	0.48
1:D:266:ILE:HD12	1:D:266:ILE:H	1.79	0.48
1:D:369:ARG:HH11	1:D:369:ARG:HG2	1.79	0.48
1:E:151:LEU:CD1	1:F:384:GLU:HB3	2.43	0.48
1:F:14:LEU:HD11	1:F:98:ASN:HB2	1.96	0.48
1:F:414:TYR:HA	1:F:475:LEU:HD22	1.96	0.48
1:B:151:LEU:N	1:B:151:LEU:HD22	2.29	0.48
1:B:326:ARG:NH2	1:B:335:LEU:O	2.47	0.48
1:D:27:ALA:HB1	1:D:51:LEU:CD2	2.43	0.48
1:B:474:LYS:HD3	1:C:322:HIS:CD2	2.49	0.48
1:E:72:ARG:HH12	1:E:103:LEU:HD22	1.76	0.48
1:B:474:LYS:HD3	1:C:322:HIS:HD2	1.78	0.48
1:C:123:TYR:CD2	1:C:124:PRO:HD3	2.48	0.48
1:F:393:ARG:HG2	1:F:393:ARG:HH11	1.79	0.48
1:C:437:LEU:HD23	1:D:188:HIS:CD2	2.49	0.47
1:D:206:TYR:HB3	1:D:209:TYR:CD2	2.49	0.47
1:A:77:PHE:HD2	1:A:108:TYR:CD2	2.32	0.47
1:A:261:PRO:HB2	1:A:263:TRP:CZ3	2.49	0.47
1:C:261:PRO:HB2	1:C:263:TRP:CZ3	2.49	0.47
1:E:390:SER:HB3	1:E:394:PHE:CE1	2.49	0.47
1:F:357:LEU:CD1	1:F:458:ARG:HH11	2.27	0.47
1:A:208:ARG:HH11	1:A:449:ILE:HD12	1.79	0.47
1:A:427:SER:O	1:A:428:ASP:HB3	2.13	0.47
1:E:169:SER:HA	1:E:170:PRO:HD3	1.69	0.47
1:E:228:TYR:HB3	1:E:265:LEU:HD22	1.97	0.47
1:F:211:ASP:HA	1:F:250:ILE:CD1	2.44	0.47
1:F:326:ARG:NH1	2:F:485:HOH:O	2.46	0.47
1:A:202:LEU:CD1	1:A:460:ILE:HD11	2.35	0.47
1:B:443:ARG:HG3	1:B:444:PHE:N	2.30	0.47
1:C:329:HIS:HD2	1:C:379:ASP:OD2	1.97	0.47
1:C:131:GLU:HG3	1:C:132:LEU:N	2.29	0.47
1:E:133:THR:C	1:E:134:LEU:HD12	2.34	0.47
1:D:70:LYS:CE	2:D:496:HOH:O	2.63	0.47
1:E:346:GLU:CD	1:E:346:GLU:H	2.18	0.47
1:F:127:ILE:HD13	1:F:132:LEU:CG	2.42	0.47
1:A:51:LEU:HD13	1:A:52:PHE:CE2	2.50	0.47
1:A:291:HIS:O	1:A:294:VAL:HG22	2.14	0.47
1:C:265:LEU:O	1:C:272:GLY:HA3	2.15	0.47
1:C:266:ILE:HG22	1:C:267:THR:N	2.29	0.47
1:C:310:ARG:H	1:C:313:GLN:NE2	2.13	0.47
1:C:326:ARG:HG2	1:C:326:ARG:NH1	2.28	0.47

Continued on next page...

Continued from previous page...

Atom-1	Atom-2	Interatomic distance (Å)	Clash overlap (Å)
1:C:356:LYS:HG2	1:C:366:VAL:CG1	2.44	0.47
1:E:151:LEU:N	1:E:151:LEU:HD22	2.29	0.47
1:D:356:LYS:CG	1:D:366:VAL:HG11	2.41	0.47
1:A:430:PRO:HA	1:A:435:ILE:HG12	1.97	0.47
1:A:469:ARG:HG2	1:A:469:ARG:NH1	2.29	0.47
1:D:134:LEU:CD1	1:D:134:LEU:N	2.78	0.47
1:E:441:ALA:HB3	1:F:131:GLU:HB2	1.97	0.47
1:F:21:TYR:O	1:F:25:VAL:HG12	2.15	0.47
1:F:299:VAL:HG22	1:F:301:LEU:HD13	1.97	0.47
1:F:411:ALA:O	1:F:414:TYR:HB3	2.15	0.47
1:D:329:HIS:HD2	1:D:379:ASP:OD2	1.97	0.47
1:E:253:LEU:HD13	1:F:252:ASP:OD1	2.15	0.47
1:E:465:ALA:C	1:E:467:GLY:N	2.69	0.47
1:A:476:ARG:O	1:F:398:ARG:HD2	2.15	0.46
1:D:280:VAL:HG11	1:D:381:ARG:NH1	2.30	0.46
1:E:28:LEU:HD13	1:E:126:VAL:CG2	2.43	0.46
1:F:123:TYR:CG	1:F:124:PRO:HD3	2.50	0.46
1:A:266:ILE:HD12	1:A:266:ILE:H	1.80	0.46
1:C:369:ARG:HG2	1:C:369:ARG:HH11	1.80	0.46
1:C:465:ALA:C	1:C:467:GLY:N	2.68	0.46
1:A:31:ALA:HB1	1:A:42:PRO:HG3	1.97	0.46
1:A:395:ASN:ND2	1:F:478:PHE:H	2.13	0.46
1:B:469:ARG:HH11	1:B:469:ARG:HG2	1.80	0.46
1:F:36:ILE:HG23	1:F:138:MSE:CE	2.45	0.46
1:D:190:THR:HG22	1:D:192:THR:N	2.30	0.46
1:D:212:GLU:HG2	1:D:450:SER:HA	1.98	0.46
1:E:77:PHE:HD2	1:E:108:TYR:CD2	2.33	0.46
1:A:357:LEU:HD13	1:A:458:ARG:NH1	2.31	0.46
1:C:130:SER:HB2	1:D:441:ALA:CB	2.45	0.46
1:C:228:TYR:CG	1:C:265:LEU:HD13	2.50	0.46
1:A:53:VAL:HG11	1:A:117:SER:N	2.31	0.46
1:B:192:THR:HG23	1:B:193:PRO:HD2	1.98	0.46
1:C:77:PHE:HD2	1:C:108:TYR:CD2	2.33	0.46
1:C:129:GLY:O	1:C:130:SER:O	2.33	0.46
1:E:89:ARG:N	1:E:90:PRO:HD3	2.31	0.46
1:E:173:HIS:HE1	1:E:480:GLU:OE2	1.99	0.46
1:F:356:LYS:HG2	1:F:366:VAL:CG1	2.41	0.46
1:A:284:ASN:ND2	1:B:381:ARG:HH21	2.14	0.46
1:A:356:LYS:HG2	1:A:366:VAL:CG1	2.41	0.46
1:D:71:THR:OG1	1:E:368:GLN:HG2	2.16	0.46
1:D:360:GLY:HA3	2:D:514:HOH:O	2.15	0.46

Continued on next page...

Continued from previous page...

Atom-1	Atom-2	Interatomic distance (Å)	Clash overlap (Å)
1:E:87:ILE:HG22	1:E:88:THR:N	2.31	0.46
1:D:326:ARG:HG2	1:D:326:ARG:NH1	2.27	0.46
1:D:326:ARG:NH2	1:D:335:LEU:O	2.49	0.46
1:B:134:LEU:HB3	1:B:138:MSE:HB3	1.96	0.46
1:B:357:LEU:CD1	1:B:458:ARG:HH11	2.28	0.46
1:C:200:PHE:CZ	1:C:464:ARG:HG3	2.50	0.46
1:F:216:TRP:CZ3	1:F:265:LEU:HD12	2.51	0.46
1:A:151:LEU:HD11	1:B:384:GLU:HB3	1.97	0.45
1:A:444:PHE:CD2	1:B:136:ARG:NH2	2.84	0.45
1:B:71:THR:CG2	1:C:367:LYS:HB3	2.46	0.45
1:B:208:ARG:HD3	1:B:446:GLU:OE1	2.16	0.45
1:D:131:GLU:CD	1:D:131:GLU:H	2.20	0.45
1:A:313:GLN:HB2	1:A:429:LYS:NZ	2.31	0.45
1:C:123:TYR:O	1:C:126:VAL:HG22	2.16	0.45
1:E:36:ILE:HD13	1:E:132:LEU:HD22	1.98	0.45
1:F:36:ILE:HG23	1:F:138:MSE:HE1	1.98	0.45
1:F:364:GLU:O	1:F:364:GLU:HG2	2.17	0.45
1:B:442:ASN:ND2	1:B:445:TYR:HB3	2.31	0.45
1:B:465:ALA:C	1:B:467:GLY:N	2.70	0.45
1:C:134:LEU:HD12	1:C:134:LEU:N	2.31	0.45
1:D:8:LEU:HB3	1:D:112:ILE:O	2.16	0.45
1:D:211:ASP:HA	1:D:250:ILE:CD1	2.47	0.45
1:D:469:ARG:HG2	1:D:469:ARG:HH11	1.80	0.45
1:E:63:GLY:HA3	1:E:80:ALA:HB2	1.99	0.45
1:A:47:ARG:HA	1:A:51:LEU:HB2	1.97	0.45
1:A:53:VAL:HG11	1:A:117:SER:O	2.16	0.45
1:A:127:ILE:HD13	1:A:132:LEU:HG	1.97	0.45
1:A:280:VAL:HG11	1:A:381:ARG:CZ	2.47	0.45
1:B:134:LEU:CD1	1:B:134:LEU:H	2.29	0.45
1:B:228:TYR:HB3	1:B:265:LEU:HD22	1.98	0.45
1:B:259:GLN:O	1:B:260:MSE:HG3	2.16	0.45
1:B:427:SER:O	1:B:428:ASP:HB3	2.16	0.45
1:C:56:SER:HB3	1:C:115:GLN:O	2.17	0.45
1:E:51:LEU:HD13	1:E:52:PHE:CE2	2.52	0.45
1:E:231:LEU:HA	1:E:264:HIS:O	2.17	0.45
1:B:123:TYR:O	1:B:126:VAL:HG22	2.17	0.45
1:B:22:GLU:O	1:B:26:VAL:HG23	2.16	0.45
1:B:322:HIS:HD2	1:C:474:LYS:HD3	1.82	0.45
1:C:8:LEU:HB3	1:C:112:ILE:O	2.16	0.45
1:C:131:GLU:HB2	1:D:441:ALA:HB1	1.98	0.45
1:C:326:ARG:NH2	1:C:335:LEU:O	2.50	0.45

Continued on next page...

Continued from previous page...

Atom-1	Atom-2	Interatomic distance (Å)	Clash overlap (Å)
1:C:352:TYR:CE2	1:C:356:LYS:HE3	2.52	0.45
1:E:451:GLU:O	1:E:455:ILE:HG13	2.17	0.45
1:F:53:VAL:HG11	1:F:117:SER:O	2.16	0.45
1:F:437:LEU:HD13	1:F:440:GLN:OE1	2.17	0.45
1:A:76:ARG:HH11	1:A:76:ARG:HB3	1.82	0.45
1:A:190:THR:HG22	1:A:192:THR:N	2.31	0.45
1:F:202:LEU:HD13	1:F:460:ILE:CD1	2.43	0.45
1:F:214:VAL:HG21	1:F:250:ILE:HG12	1.98	0.45
1:A:305:HIS:CE1	1:A:438:PRO:HG2	2.52	0.45
1:B:346:GLU:CD	1:B:346:GLU:H	2.20	0.45
1:C:469:ARG:HG2	1:C:469:ARG:HH11	1.81	0.45
1:D:463:LEU:HD22	1:D:470:LEU:HD13	1.99	0.45
1:E:56:SER:HB3	1:E:115:GLN:O	2.17	0.45
1:C:47:ARG:HA	1:C:51:LEU:HB2	1.99	0.45
1:E:443:ARG:HG2	1:E:444:PHE:CE1	2.52	0.45
1:F:8:LEU:HB3	1:F:112:ILE:O	2.16	0.45
1:F:47:ARG:HA	1:F:51:LEU:HB2	1.99	0.45
1:B:186:LEU:HD23	1:B:186:LEU:HA	1.88	0.45
1:B:212:GLU:HG2	1:B:450:SER:HA	1.98	0.45
1:B:356:LYS:HG2	1:B:366:VAL:CG1	2.44	0.45
1:C:357:LEU:HD13	1:C:458:ARG:HH11	1.81	0.45
1:E:135:ASP:CA	1:F:443:ARG:HH21	2.23	0.45
1:E:265:LEU:O	1:E:272:GLY:HA3	2.16	0.45
1:B:72:ARG:HH12	1:B:103:LEU:HD22	1.81	0.44
1:B:313:GLN:HB2	1:B:429:LYS:HZ3	1.82	0.44
1:C:89:ARG:N	1:C:90:PRO:HD3	2.31	0.44
1:D:123:TYR:O	1:D:126:VAL:HG22	2.17	0.44
1:D:237:ASN:HD21	1:D:248:GLU:CB	2.30	0.44
1:F:265:LEU:HD23	1:F:265:LEU:HA	1.87	0.44
1:B:133:THR:HG22	1:B:133:THR:O	2.17	0.44
1:D:204:THR:HG22	1:D:303:ILE:O	2.17	0.44
1:F:369:ARG:HG2	1:F:369:ARG:HH11	1.81	0.44
1:D:134:LEU:HB3	1:D:138:MSE:HB3	1.99	0.44
1:D:265:LEU:HD23	1:D:265:LEU:HA	1.77	0.44
1:E:435:ILE:HG21	1:F:185:ARG:HH22	1.83	0.44
1:A:122:PRO:HA	1:A:147:PRO:O	2.17	0.44
1:A:53:VAL:HG12	1:A:54:TYR:O	2.17	0.44
1:A:216:TRP:O	1:A:220:GLN:HG2	2.17	0.44
1:B:89:ARG:N	1:B:90:PRO:HD3	2.33	0.44
1:D:200:PHE:CZ	1:D:464:ARG:HG3	2.53	0.44
1:F:265:LEU:O	1:F:272:GLY:HA3	2.17	0.44

Continued on next page...

Continued from previous page...

Atom-1	Atom-2	Interatomic distance (Å)	Clash overlap (Å)
1:A:8:LEU:HD11	1:A:12:GLN:HB3	1.99	0.44
1:A:61:TRP:CE3	1:A:63:GLY:HA2	2.53	0.44
1:B:70:LYS:HD3	1:B:76:ARG:NH1	2.33	0.44
1:B:260:MSE:HG2	1:B:278:ILE:HA	1.98	0.44
1:C:187:ARG:HG3	1:C:187:ARG:NH1	2.30	0.44
1:E:260:MSE:HG2	1:E:278:ILE:HA	1.98	0.44
1:E:357:LEU:HD13	1:E:458:ARG:HH11	1.83	0.44
1:F:77:PHE:HD2	1:F:108:TYR:CD2	2.35	0.44
1:F:383:TRP:CE2	1:F:402:ILE:HD13	2.52	0.44
1:F:22:GLU:O	1:F:26:VAL:HG23	2.18	0.44
1:A:123:TYR:CG	1:A:124:PRO:HD3	2.52	0.44
1:B:266:ILE:CG2	1:B:267:THR:N	2.81	0.44
1:D:169:SER:HA	1:D:170:PRO:HD3	1.83	0.44
1:D:216:TRP:O	1:D:220:GLN:HG2	2.18	0.44
1:E:200:PHE:CZ	1:E:464:ARG:HG3	2.53	0.44
1:E:216:TRP:CZ3	1:E:265:LEU:HD12	2.53	0.44
1:B:47:ARG:HA	1:B:51:LEU:HB2	1.99	0.44
1:B:360:GLY:O	1:B:361:ARG:C	2.55	0.44
1:C:53:VAL:HG13	1:C:117:SER:OG	2.18	0.44
1:C:63:GLY:HA3	1:C:80:ALA:HB2	1.99	0.44
1:F:253:LEU:HD21	1:F:257:LYS:CE	2.48	0.44
1:B:83:TYR:HA	1:B:169:SER:O	2.18	0.43
1:E:381:ARG:O	1:E:381:ARG:HG3	2.17	0.43
1:F:357:LEU:HD13	1:F:458:ARG:HH11	1.83	0.43
1:A:134:LEU:N	1:A:134:LEU:HD12	2.33	0.43
1:F:187:ARG:HG3	1:F:187:ARG:NH1	2.32	0.43
1:F:190:THR:CG2	1:F:262:ALA:HB3	2.45	0.43
1:F:214:VAL:HG21	1:F:250:ILE:CG1	2.48	0.43
1:F:253:LEU:HD21	1:F:257:LYS:HZ1	1.81	0.43
1:A:357:LEU:HD13	1:A:458:ARG:HH11	1.83	0.43
1:A:465:ALA:C	1:A:467:GLY:N	2.70	0.43
1:B:53:VAL:HG13	1:B:117:SER:OG	2.18	0.43
1:B:63:GLY:HA3	1:B:80:ALA:HB2	2.00	0.43
1:C:136:ARG:CZ	1:D:444:PHE:CD2	3.00	0.43
1:C:428:ASP:HB2	1:C:434:GLU:O	2.18	0.43
1:D:47:ARG:HA	1:D:51:LEU:HB2	1.99	0.43
1:E:214:VAL:HG21	1:E:250:ILE:HG12	1.99	0.43
1:E:306:CYS:HB3	1:E:424:LEU:HD13	2.00	0.43
1:E:326:ARG:HG2	1:E:326:ARG:NH1	2.23	0.43
1:F:54:TYR:CD2	1:F:176:ALA:HB1	2.54	0.43
1:F:280:VAL:HA	1:F:405:GLU:OE2	2.18	0.43

Continued on next page...

Continued from previous page...

Atom-1	Atom-2	Interatomic distance (Å)	Clash overlap (Å)
1:A:72:ARG:NH1	1:A:103:LEU:HD22	2.33	0.43
1:B:473:ARG:CZ	1:C:371:ARG:HD3	2.49	0.43
1:C:381:ARG:HD2	2:C:510:HOH:O	2.17	0.43
1:D:322:HIS:CD2	1:E:474:LYS:HD3	2.53	0.43
1:F:453:LEU:O	1:F:457:ILE:HG13	2.18	0.43
1:A:330:VAL:HG13	1:A:331:LEU:HG	2.00	0.43
1:B:9:THR:HG23	1:B:12:GLN:NE2	2.33	0.43
1:B:326:ARG:HH11	1:B:326:ARG:CG	2.28	0.43
1:B:428:ASP:HB3	1:B:436:LYS:HB2	2.00	0.43
1:C:208:ARG:NH2	1:C:212:GLU:OE1	2.52	0.43
1:D:134:LEU:N	1:D:134:LEU:HD12	2.34	0.43
1:F:326:ARG:NH2	1:F:335:LEU:O	2.52	0.43
1:B:53:VAL:CG1	1:B:117:SER:H	2.32	0.43
1:E:57:LEU:HD21	1:E:101:LEU:HD21	1.98	0.43
1:A:201:VAL:HG12	1:A:202:LEU:N	2.33	0.43
1:A:280:VAL:HA	1:A:405:GLU:OE2	2.19	0.43
1:E:53:VAL:HG11	1:E:117:SER:N	2.34	0.43
1:E:136:ARG:CZ	1:F:444:PHE:CD2	3.02	0.43
1:E:356:LYS:HB3	1:E:362:PRO:CB	2.48	0.43
1:F:223:ASP:C	1:F:223:ASP:OD2	2.57	0.43
1:C:434:GLU:HG3	1:D:143:THR:HG21	2.00	0.43
1:E:146:PHE:HB3	1:E:147:PRO:CD	2.49	0.43
1:E:212:GLU:HG2	1:E:450:SER:HA	2.01	0.43
1:F:207:THR:CG2	1:F:208:ARG:N	2.82	0.43
1:F:208:ARG:NH2	1:F:212:GLU:OE1	2.52	0.43
1:A:443:ARG:HG2	1:A:444:PHE:CD1	2.53	0.43
1:E:226:SER:HA	1:E:227:PRO:HD3	1.92	0.43
1:A:211:ASP:HA	1:A:250:ILE:CD1	2.49	0.43
1:A:231:LEU:HA	1:A:264:HIS:O	2.19	0.43
1:B:248:GLU:HA	2:B:496:HOH:O	2.18	0.43
1:C:227:PRO:O	1:C:229:ILE:HG23	2.19	0.43
1:E:75:GLY:HA2	1:E:482:PRO:O	2.19	0.43
1:F:436:LYS:HG3	1:F:442:ASN:ND2	2.34	0.43
1:C:216:TRP:O	1:C:220:GLN:HG2	2.18	0.42
1:C:280:VAL:HA	1:C:405:GLU:OE2	2.19	0.42
1:D:473:ARG:CZ	1:E:371:ARG:HD3	2.49	0.42
1:E:28:LEU:O	1:E:32:ILE:HG13	2.19	0.42
1:E:296:ARG:N	1:E:297:PRO:HD3	2.34	0.42
1:F:102:THR:O	1:F:106:GLN:HG3	2.19	0.42
1:A:207:THR:CG2	1:A:208:ARG:N	2.82	0.42
1:B:53:VAL:HG11	1:B:117:SER:O	2.19	0.42

Continued on next page...

Continued from previous page...

Atom-1	Atom-2	Interatomic distance (Å)	Clash overlap (Å)
1:B:326:ARG:HG2	1:B:326:ARG:NH1	2.26	0.42
1:B:411:ALA:O	1:B:414:TYR:HB3	2.19	0.42
1:C:61:TRP:CE3	1:C:63:GLY:HA2	2.54	0.42
1:C:252:ASP:OD1	1:D:253:LEU:HD13	2.19	0.42
1:A:361:ARG:HD2	1:A:361:ARG:O	2.18	0.42
1:B:322:HIS:HB2	2:B:519:HOH:O	2.18	0.42
1:D:102:THR:O	1:D:106:GLN:HG3	2.20	0.42
1:D:237:ASN:ND2	1:D:248:GLU:CB	2.82	0.42
1:F:53:VAL:HG11	1:F:117:SER:N	2.34	0.42
1:A:8:LEU:HB3	1:A:112:ILE:O	2.20	0.42
1:A:223:ASP:OD2	1:A:223:ASP:C	2.58	0.42
1:B:453:LEU:O	1:B:457:ILE:HG13	2.20	0.42
1:D:77:PHE:HD2	1:D:108:TYR:CD2	2.38	0.42
1:E:8:LEU:HD11	1:E:12:GLN:HB3	2.02	0.42
1:E:356:LYS:CG	1:E:366:VAL:HG11	2.48	0.42
1:F:132:LEU:HB3	1:F:134:LEU:CD1	2.45	0.42
1:F:192:THR:HG23	1:F:193:PRO:CD	2.50	0.42
1:A:53:VAL:CG1	1:A:117:SER:H	2.32	0.42
1:B:87:ILE:HG22	1:B:88:THR:N	2.34	0.42
1:B:228:TYR:CD1	1:B:265:LEU:HD13	2.54	0.42
1:D:61:TRP:CE3	1:D:63:GLY:HA2	2.55	0.42
1:F:212:GLU:HG2	1:F:450:SER:HA	2.02	0.42
1:A:329:HIS:HD2	1:A:379:ASP:OD2	2.02	0.42
1:B:190:THR:HG22	1:B:192:THR:H	1.83	0.42
1:D:474:LYS:HD3	1:E:322:HIS:CD2	2.54	0.42
1:A:56:SER:HB2	1:A:117:SER:HB3	2.01	0.42
1:A:437:LEU:CD1	1:A:440:GLN:HG3	2.49	0.42
1:B:53:VAL:HG11	1:B:117:SER:N	2.35	0.42
1:F:336:PRO:HA	1:F:337:PRO:HD3	1.84	0.42
1:A:74:PHE:CD2	1:A:484:ARG:HD3	2.55	0.42
1:B:68:PRO:HA	1:B:69:PRO:HD3	1.96	0.42
1:B:223:ASP:OD2	1:B:223:ASP:C	2.58	0.42
1:C:102:THR:O	1:C:106:GLN:HG3	2.20	0.42
1:C:247:GLU:C	1:C:249:ALA:H	2.23	0.42
1:C:381:ARG:HH21	1:D:284:ASN:ND2	2.18	0.42
1:E:192:THR:HG23	1:E:193:PRO:HD2	2.02	0.42
1:F:198:GLN:HA	1:F:199:PRO:HD3	1.91	0.42
1:B:369:ARG:HG2	1:B:369:ARG:HH11	1.84	0.42
1:B:414:TYR:HA	1:B:475:LEU:HD22	2.02	0.42
1:C:127:ILE:CG2	1:C:129:GLY:O	2.64	0.42
1:C:291:HIS:O	1:C:294:VAL:HG22	2.19	0.42

Continued on next page...

Continued from previous page...

Atom-1	Atom-2	Interatomic distance (Å)	Clash overlap (Å)
1:C:427:SER:O	1:C:428:ASP:HB3	2.20	0.42
1:E:465:ALA:O	1:E:467:GLY:N	2.53	0.42
1:F:25:VAL:HG23	1:F:126:VAL:HB	2.02	0.42
1:A:356:LYS:O	1:A:362:PRO:HG3	2.20	0.41
1:B:150:GLU:C	1:B:151:LEU:HD22	2.40	0.41
1:D:465:ALA:C	1:D:467:GLY:N	2.72	0.41
1:D:469:ARG:HG2	1:D:469:ARG:NH1	2.35	0.41
1:F:201:VAL:HG12	1:F:202:LEU:N	2.35	0.41
1:A:200:PHE:CZ	1:A:464:ARG:HG3	2.55	0.41
1:A:256:LYS:HD2	1:B:255:TRP:CZ3	2.55	0.41
1:B:299:VAL:HG22	1:B:301:LEU:HD13	2.02	0.41
1:C:192:THR:HA	1:C:193:PRO:HD3	1.90	0.41
1:C:206:TYR:HB3	1:C:209:TYR:CD2	2.55	0.41
1:C:356:LYS:O	1:C:360:GLY:N	2.51	0.41
1:F:361:ARG:HD3	1:F:361:ARG:N	2.36	0.41
1:A:76:ARG:HB3	1:A:76:ARG:NH1	2.34	0.41
1:B:237:ASN:HD21	1:B:248:GLU:CB	2.33	0.41
1:C:204:THR:HG21	1:C:209:TYR:HB3	2.01	0.41
1:C:299:VAL:HG22	1:C:300:TRP:N	2.34	0.41
1:C:451:GLU:O	1:C:455:ILE:HG13	2.19	0.41
1:F:328:ASP:OD1	1:F:328:ASP:N	2.54	0.41
1:A:87:ILE:HG22	1:A:88:THR:N	2.36	0.41
1:A:478:PHE:H	1:F:395:ASN:ND2	2.18	0.41
1:B:259:GLN:C	1:B:260:MSE:HG3	2.40	0.41
1:C:206:TYR:HB3	1:C:209:TYR:HD2	1.84	0.41
1:C:431:LEU:HD12	1:D:151:LEU:HD22	2.01	0.41
1:C:465:ALA:O	1:C:467:GLY:N	2.53	0.41
1:D:96:TYR:OH	1:D:483:PHE:HB3	2.20	0.41
1:D:179:VAL:O	1:D:183:LEU:HG	2.20	0.41
1:B:211:ASP:HA	1:B:250:ILE:CD1	2.50	0.41
1:B:310:ARG:O	1:B:429:LYS:NZ	2.41	0.41
1:C:8:LEU:HD11	1:C:12:GLN:HB3	2.02	0.41
1:C:14:LEU:HD13	1:C:94:ARG:HD3	2.03	0.41
1:C:92:LEU:HD13	1:C:195:GLU:HG3	2.03	0.41
1:C:228:TYR:CD1	1:C:265:LEU:HD13	2.54	0.41
1:D:261:PRO:HB2	1:D:263:TRP:CZ3	2.55	0.41
1:E:53:VAL:HG13	1:E:117:SER:HG	1.86	0.41
1:E:56:SER:HB2	1:E:117:SER:HB3	2.01	0.41
1:E:481:PRO:HA	1:E:482:PRO:HD3	1.92	0.41
1:F:206:TYR:HE2	1:F:449:ILE:HD11	1.85	0.41
1:F:292:LEU:HD12	1:F:292:LEU:HA	1.91	0.41

Continued on next page...

Continued from previous page...

Atom-1	Atom-2	Interatomic distance (Å)	Clash overlap (Å)
1:A:199:PRO:HB3	1:A:298:ASP:OD2	2.20	0.41
1:C:72:ARG:HH12	1:C:103:LEU:HD22	1.85	0.41
1:C:212:GLU:HG2	1:C:450:SER:HA	2.02	0.41
1:D:70:LYS:HE2	2:D:496:HOH:O	2.20	0.41
1:D:330:VAL:HG13	1:D:331:LEU:HG	2.01	0.41
1:D:381:ARG:HG3	1:D:381:ARG:O	2.19	0.41
1:D:451:GLU:O	1:D:455:ILE:HG13	2.21	0.41
1:E:211:ASP:HA	1:E:250:ILE:CD1	2.51	0.41
1:F:313:GLN:O	1:F:429:LYS:HE2	2.21	0.41
1:F:465:ALA:C	1:F:467:GLY:N	2.72	0.41
1:A:214:VAL:HB	1:A:250:ILE:HD11	2.02	0.41
1:B:306:CYS:HB3	1:B:424:LEU:HD13	2.01	0.41
1:B:469:ARG:HG2	1:B:469:ARG:NH1	2.36	0.41
1:C:469:ARG:HG2	1:C:469:ARG:NH1	2.36	0.41
1:D:359:SER:HA	1:D:451:GLU:OE1	2.21	0.41
1:E:237:ASN:HD21	1:E:248:GLU:CB	2.33	0.41
1:F:216:TRP:HZ3	1:F:265:LEU:HD12	1.86	0.41
1:A:212:GLU:HG2	1:A:450:SER:HA	2.02	0.41
1:A:260:MSE:HG2	1:A:278:ILE:HA	2.01	0.41
1:A:265:LEU:HD23	1:A:265:LEU:HA	1.84	0.41
1:B:14:LEU:HD13	1:B:94:ARG:HD3	2.02	0.41
1:D:177:ARG:NH1	1:D:177:ARG:HG3	2.36	0.41
1:D:187:ARG:HG3	1:D:187:ARG:NH1	2.35	0.41
1:F:253:LEU:HD21	1:F:257:LYS:HE3	2.01	0.41
1:A:281:GLY:HA2	1:A:282:PRO:HD3	1.96	0.41
1:B:192:THR:HG23	1:B:193:PRO:CD	2.51	0.41
1:B:247:GLU:C	1:B:249:ALA:H	2.23	0.41
1:C:313:GLN:HB2	1:C:429:LYS:NZ	2.35	0.41
1:D:53:VAL:HG13	1:D:117:SER:OG	2.21	0.41
1:D:123:TYR:CD2	1:D:124:PRO:HD3	2.56	0.41
1:D:437:LEU:HD22	1:D:440:GLN:OE1	2.20	0.41
1:E:68:PRO:HA	1:E:69:PRO:HD3	1.99	0.41
1:E:134:LEU:N	1:E:134:LEU:CD1	2.84	0.41
1:E:237:ASN:ND2	1:E:248:GLU:CB	2.84	0.41
1:F:123:TYR:O	1:F:126:VAL:HG22	2.20	0.41
1:F:412:GLN:OE1	1:F:412:GLN:HA	2.20	0.41
1:A:398:ARG:HD3	1:F:477:THR:HG22	2.03	0.41
1:A:440:GLN:NE2	1:B:131:GLU:OE2	2.51	0.41
1:B:134:LEU:N	1:B:134:LEU:HD12	2.36	0.41
1:B:481:PRO:HA	1:B:482:PRO:HD3	1.90	0.41
1:E:32:ILE:O	1:E:36:ILE:HG13	2.20	0.41

Continued on next page...

Continued from previous page...

Atom-1	Atom-2	Interatomic distance (Å)	Clash overlap (Å)
1:E:47:ARG:HA	1:E:51:LEU:HB2	2.03	0.41
1:E:336:PRO:HA	1:E:337:PRO:HD3	1.87	0.41
1:B:190:THR:HG22	1:B:192:THR:CB	2.44	0.40
1:B:192:THR:HA	1:B:193:PRO:HD3	1.92	0.40
1:B:423:LEU:CD2	1:B:455:ILE:HG21	2.51	0.40
1:C:284:ASN:ND2	1:D:381:ARG:HH21	2.19	0.40
1:D:54:TYR:CD2	1:D:176:ALA:HB1	2.57	0.40
1:D:63:GLY:HA3	1:D:80:ALA:HB2	2.03	0.40
1:D:192:THR:HA	1:D:193:PRO:HD3	1.93	0.40
1:E:207:THR:CG2	1:E:208:ARG:N	2.83	0.40
1:E:223:ASP:C	1:E:223:ASP:OD2	2.59	0.40
1:F:186:LEU:HD23	1:F:186:LEU:HA	1.85	0.40
1:A:414:TYR:HA	1:A:475:LEU:HD22	2.04	0.40
1:A:429:LYS:HA	1:A:430:PRO:HD3	1.88	0.40
1:B:28:LEU:HD13	1:B:126:VAL:CG2	2.49	0.40
1:B:187:ARG:HG3	1:B:187:ARG:NH1	2.36	0.40
1:D:72:ARG:HH12	1:D:103:LEU:HD22	1.83	0.40
1:E:53:VAL:CG1	1:E:117:SER:H	2.35	0.40
1:E:412:GLN:HA	1:E:412:GLN:OE1	2.21	0.40
1:A:102:THR:O	1:A:106:GLN:HG3	2.21	0.40
1:B:322:HIS:CD2	1:C:474:LYS:HD3	2.57	0.40
1:F:61:TRP:CE3	1:F:63:GLY:HA2	2.56	0.40
1:A:9:THR:HG23	1:A:12:GLN:NE2	2.37	0.40
1:A:75:GLY:HA2	1:A:482:PRO:O	2.21	0.40
1:D:204:THR:HG21	1:D:209:TYR:HB3	2.04	0.40
1:D:265:LEU:O	1:D:272:GLY:HA3	2.21	0.40
1:A:56:SER:HB3	1:A:115:GLN:O	2.21	0.40
1:B:77:PHE:CE2	1:B:104:LEU:HD22	2.56	0.40
1:C:68:PRO:HA	1:C:69:PRO:HD3	1.97	0.40
1:C:237:ASN:HD21	1:C:248:GLU:CB	2.32	0.40
1:C:442:ASN:O	1:C:443:ARG:C	2.60	0.40
1:F:53:VAL:CG1	1:F:117:SER:H	2.34	0.40

There are no symmetry-related clashes.

5.3 Torsion angles [i](#)

5.3.1 Protein backbone [i](#)

In the following table, the Percentiles column shows the percent Ramachandran outliers of the chain as a percentile score with respect to all X-ray entries followed by that with respect to entries

of similar resolution.

The Analysed column shows the number of residues for which the backbone conformation was analysed, and the total number of residues.

Mol	Chain	Analysed	Favoured	Allowed	Outliers	Percentiles	
1	A	457/484 (94%)	408 (89%)	43 (9%)	6 (1%)	10	32
1	B	457/484 (94%)	413 (90%)	38 (8%)	6 (1%)	10	32
1	C	457/484 (94%)	410 (90%)	43 (9%)	4 (1%)	14	42
1	D	457/484 (94%)	409 (90%)	39 (8%)	9 (2%)	6	21
1	E	457/484 (94%)	414 (91%)	38 (8%)	5 (1%)	12	37
1	F	457/484 (94%)	409 (90%)	37 (8%)	11 (2%)	5	18
All	All	2742/2904 (94%)	2463 (90%)	238 (9%)	41 (2%)	8	29

All (41) Ramachandran outliers are listed below:

Mol	Chain	Res	Type
1	A	362	PRO
1	C	130	SER
1	D	129	GLY
1	F	129	GLY
1	B	129	GLY
1	A	134	LEU
1	B	365	GLU
1	C	466	GLU
1	D	10	PRO
1	D	134	LEU
1	D	329	HIS
1	D	406	SER
1	E	362	PRO
1	E	466	GLU
1	F	330	VAL
1	F	361	ARG
1	F	441	ALA
1	A	10	PRO
1	A	107	ASP
1	A	443	ARG
1	B	10	PRO
1	C	10	PRO
1	D	362	PRO
1	E	10	PRO
1	E	406	SER
1	F	443	ARG

Continued on next page...

Continued from previous page...

Mol	Chain	Res	Type
1	A	330	VAL
1	B	361	ARG
1	B	406	SER
1	C	406	SER
1	D	466	GLU
1	F	10	PRO
1	F	107	ASP
1	F	134	LEU
1	F	362	PRO
1	F	406	SER
1	F	466	GLU
1	B	466	GLU
1	D	107	ASP
1	D	438	PRO
1	E	330	VAL

5.3.2 Protein sidechains [i](#)

In the following table, the Percentiles column shows the percent sidechain outliers of the chain as a percentile score with respect to all X-ray entries followed by that with respect to entries of similar resolution.

The Analysed column shows the number of residues for which the sidechain conformation was analysed, and the total number of residues.

Mol	Chain	Analysed	Rotameric	Outliers	Percentiles	
1	A	390/403 (97%)	363 (93%)	27 (7%)	13	37
1	B	390/403 (97%)	364 (93%)	26 (7%)	13	38
1	C	390/403 (97%)	364 (93%)	26 (7%)	13	38
1	D	390/403 (97%)	366 (94%)	24 (6%)	15	43
1	E	390/403 (97%)	368 (94%)	22 (6%)	17	47
1	F	390/403 (97%)	365 (94%)	25 (6%)	14	41
All	All	2340/2418 (97%)	2190 (94%)	150 (6%)	14	41

All (150) residues with a non-rotameric sidechain are listed below:

Mol	Chain	Res	Type
1	A	25	VAL
1	A	28	LEU
1	A	51	LEU

Continued on next page...

Continued from previous page...

Mol	Chain	Res	Type
1	A	89	ARG
1	A	128	ASP
1	A	148	THR
1	A	175	ASP
1	A	177	ARG
1	A	202	LEU
1	A	207	THR
1	A	210	VAL
1	A	219	SER
1	A	222	LEU
1	A	265	LEU
1	A	280	VAL
1	A	300	TRP
1	A	301	LEU
1	A	311	GLU
1	A	322	HIS
1	A	330	VAL
1	A	351	LEU
1	A	361	ARG
1	A	381	ARG
1	A	403	ASP
1	A	431	LEU
1	A	437	LEU
1	A	443	ARG
1	B	28	LEU
1	B	51	LEU
1	B	128	ASP
1	B	148	THR
1	B	168	PHE
1	B	190	THR
1	B	202	LEU
1	B	207	THR
1	B	210	VAL
1	B	215	ARG
1	B	222	LEU
1	B	265	LEU
1	B	280	VAL
1	B	300	TRP
1	B	301	LEU
1	B	311	GLU
1	B	322	HIS
1	B	330	VAL

Continued on next page...

Continued from previous page...

Mol	Chain	Res	Type
1	B	351	LEU
1	B	361	ARG
1	B	365	GLU
1	B	381	ARG
1	B	400	VAL
1	B	403	ASP
1	B	431	LEU
1	B	443	ARG
1	C	25	VAL
1	C	28	LEU
1	C	51	LEU
1	C	128	ASP
1	C	131	GLU
1	C	149	THR
1	C	150	GLU
1	C	175	ASP
1	C	177	ARG
1	C	202	LEU
1	C	207	THR
1	C	210	VAL
1	C	222	LEU
1	C	265	LEU
1	C	280	VAL
1	C	300	TRP
1	C	301	LEU
1	C	311	GLU
1	C	322	HIS
1	C	330	VAL
1	C	351	LEU
1	C	381	ARG
1	C	400	VAL
1	C	403	ASP
1	C	431	LEU
1	C	443	ARG
1	D	28	LEU
1	D	51	LEU
1	D	128	ASP
1	D	133	THR
1	D	149	THR
1	D	168	PHE
1	D	177	ARG
1	D	202	LEU

Continued on next page...

Continued from previous page...

Mol	Chain	Res	Type
1	D	207	THR
1	D	210	VAL
1	D	222	LEU
1	D	265	LEU
1	D	280	VAL
1	D	300	TRP
1	D	301	LEU
1	D	311	GLU
1	D	322	HIS
1	D	330	VAL
1	D	351	LEU
1	D	364	GLU
1	D	381	ARG
1	D	400	VAL
1	D	403	ASP
1	D	431	LEU
1	E	28	LEU
1	E	51	LEU
1	E	128	ASP
1	E	175	ASP
1	E	177	ARG
1	E	202	LEU
1	E	207	THR
1	E	210	VAL
1	E	222	LEU
1	E	265	LEU
1	E	300	TRP
1	E	301	LEU
1	E	311	GLU
1	E	322	HIS
1	E	326	ARG
1	E	330	VAL
1	E	351	LEU
1	E	364	GLU
1	E	381	ARG
1	E	400	VAL
1	E	403	ASP
1	E	431	LEU
1	F	28	LEU
1	F	51	LEU
1	F	89	ARG
1	F	128	ASP

Continued on next page...

Continued from previous page...

Mol	Chain	Res	Type
1	F	133	THR
1	F	150	GLU
1	F	151	LEU
1	F	177	ARG
1	F	190	THR
1	F	202	LEU
1	F	207	THR
1	F	222	LEU
1	F	265	LEU
1	F	300	TRP
1	F	301	LEU
1	F	311	GLU
1	F	322	HIS
1	F	326	ARG
1	F	330	VAL
1	F	351	LEU
1	F	361	ARG
1	F	381	ARG
1	F	400	VAL
1	F	403	ASP
1	F	431	LEU

Sometimes sidechains can be flipped to improve hydrogen bonding and reduce clashes. All (49) such sidechains are listed below:

Mol	Chain	Res	Type
1	A	12	GLN
1	A	173	HIS
1	A	188	HIS
1	A	237	ASN
1	A	284	ASN
1	A	313	GLN
1	A	329	HIS
1	A	395	ASN
1	B	12	GLN
1	B	173	HIS
1	B	237	ASN
1	B	284	ASN
1	B	313	GLN
1	B	329	HIS
1	B	395	ASN
1	B	442	ASN
1	C	12	GLN

Continued on next page...

Continued from previous page...

Mol	Chain	Res	Type
1	C	173	HIS
1	C	188	HIS
1	C	237	ASN
1	C	284	ASN
1	C	313	GLN
1	C	329	HIS
1	C	395	ASN
1	C	440	GLN
1	D	12	GLN
1	D	173	HIS
1	D	188	HIS
1	D	237	ASN
1	D	284	ASN
1	D	313	GLN
1	D	329	HIS
1	D	395	ASN
1	E	12	GLN
1	E	173	HIS
1	E	237	ASN
1	E	284	ASN
1	E	313	GLN
1	E	329	HIS
1	E	395	ASN
1	E	440	GLN
1	F	12	GLN
1	F	173	HIS
1	F	188	HIS
1	F	237	ASN
1	F	284	ASN
1	F	313	GLN
1	F	329	HIS
1	F	395	ASN

5.3.3 RNA [i](#)

There are no RNA molecules in this entry.

5.4 Non-standard residues in protein, DNA, RNA chains [i](#)

There are no non-standard protein/DNA/RNA residues in this entry.

5.5 Carbohydrates [i](#)

There are no oligosaccharides in this entry.

5.6 Ligand geometry [i](#)

There are no ligands in this entry.

5.7 Other polymers [i](#)

There are no such residues in this entry.

5.8 Polymer linkage issues [i](#)

There are no chain breaks in this entry.

6 Fit of model and data

6.1 Protein, DNA and RNA chains

EDS was not executed - this section is therefore empty.

6.2 Non-standard residues in protein, DNA, RNA chains

EDS was not executed - this section is therefore empty.

6.3 Carbohydrates

EDS was not executed - this section is therefore empty.

6.4 Ligands

EDS was not executed - this section is therefore empty.

6.5 Other polymers

EDS was not executed - this section is therefore empty.