



Full wwPDB X-ray Structure Validation Report ⓘ

Dec 7, 2023 – 11:35 pm GMT

PDB ID : 1GN1
Title : crystal structure of the mouse CCT gamma apical domain (monoclinic)
Authors : Pappenberger, G.; Wilsher, J.A.; Roe, S.M.; Willison, K.R.; Pearl, L.H.
Deposited on : 2001-10-01
Resolution : 2.80 Å(reported)

This is a Full wwPDB X-ray Structure Validation Report for a publicly released PDB entry.

We welcome your comments at validation@mail.wwpdb.org

A user guide is available at

<https://www.wwpdb.org/validation/2017/XrayValidationReportHelp>

with specific help available everywhere you see the ⓘ symbol.

The types of validation reports are described at

<http://www.wwpdb.org/validation/2017/FAQs#types>.

The following versions of software and data (see [references ⓘ](#)) were used in the production of this report:

MolProbity : 4.02b-467
Xtriage (Phenix) : 1.13
EDS : 2.36
Percentile statistics : 20191225.v01 (using entries in the PDB archive December 25th 2019)
Refmac : 5.8.0158
CCP4 : 7.0.044 (Gargrove)
Ideal geometry (proteins) : Engh & Huber (2001)
Ideal geometry (DNA, RNA) : Parkinson et al. (1996)
Validation Pipeline (wwPDB-VP) : 2.36

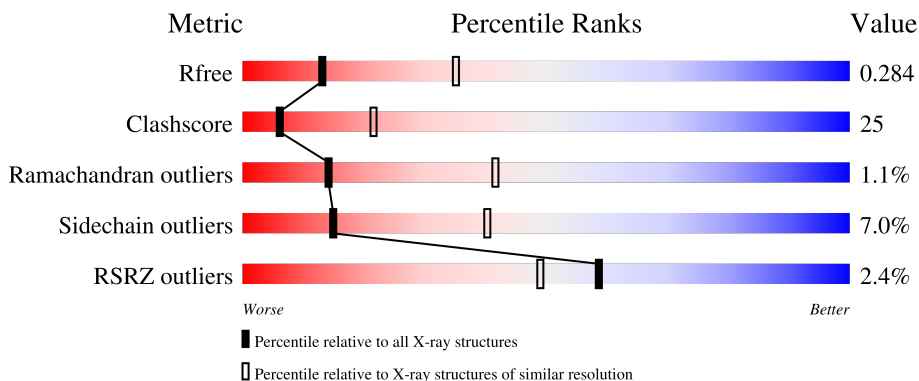
1 Overall quality at a glance

The following experimental techniques were used to determine the structure:

X-RAY DIFFRACTION

The reported resolution of this entry is 2.80 Å.

Percentile scores (ranging between 0-100) for global validation metrics of the entry are shown in the following graphic. The table shows the number of entries on which the scores are based.



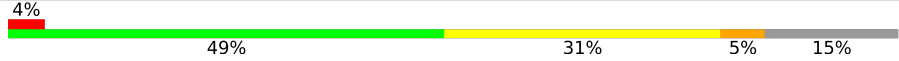


Metric	Whole archive (#Entries)	Similar resolution (#Entries, resolution range(Å))
R_{free}	130704	3140 (2.80-2.80)
Clashscore	141614	3569 (2.80-2.80)
Ramachandran outliers	138981	3498 (2.80-2.80)
Sidechain outliers	138945	3500 (2.80-2.80)
RSRZ outliers	127900	3078 (2.80-2.80)

The table below summarises the geometric issues observed across the polymeric chains and their fit to the electron density. The red, orange, yellow and green segments of the lower bar indicate the fraction of residues that contain outliers for ≥ 3 , 2, 1 and 0 types of geometric quality criteria respectively. A grey segment represents the fraction of residues that are not modelled. The numeric value for each fraction is indicated below the corresponding segment, with a dot representing fractions $\leq 5\%$. The upper red bar (where present) indicates the fraction of residues that have poor fit to the electron density. The numeric value is given above the bar.

Mol	Chain	Length	Quality of chain
1	A	178	 56% 28% 15%
1	B	178	 45% 35% 18%
1	C	178	 44% 32% 21%
1	D	178	 52% 28% 18%
1	E	178	 45% 28% 24%

Continued on next page...

Continued from previous page...

Mol	Chain	Length	Quality of chain
1	F	178	 <p>4% 49% 31% 5% 15%</p>
1	G	178	 <p>3% 52% 26% 7% 14%</p>
1	H	178	 <p>2% 48% 30% • 19%</p>

2 Entry composition [i](#)

There are 3 unique types of molecules in this entry. The entry contains 9018 atoms, of which 0 are hydrogens and 0 are deuteriums.

In the tables below, the ZeroOcc column contains the number of atoms modelled with zero occupancy, the AltConf column contains the number of residues with at least one atom in alternate conformation and the Trace column contains the number of residues modelled with at most 2 atoms.

- Molecule 1 is a protein called CCT-GAMMA.

Mol	Chain	Residues	Atoms					ZeroOcc	AltConf	Trace
			Total	C	N	O	S			
1	A	151	1175	734	213	221	7	0	0	0
1	B	146	1140	711	208	213	8	0	0	0
1	C	140	1069	666	191	204	8	0	0	0
1	D	146	1103	691	196	209	7	0	0	0
1	E	135	997	621	173	196	7	0	0	0
1	F	152	1191	748	215	220	8	0	0	0
1	G	153	1166	731	206	220	9	0	0	0
1	H	145	1130	708	202	213	7	0	0	0

- Molecule 2 is CALCIUM ION (three-letter code: CA) (formula: Ca).

Mol	Chain	Residues	Atoms		ZeroOcc	AltConf
2	F	1	Total	Ca	0	0
			1	1		
2	H	1	Total	Ca	0	0
			1	1		

- Molecule 3 is water.

Mol	Chain	Residues	Atoms		ZeroOcc	AltConf
3	A	7	Total	O	0	0
			7	7		
3	B	6	Total	O	0	0
			6	6		

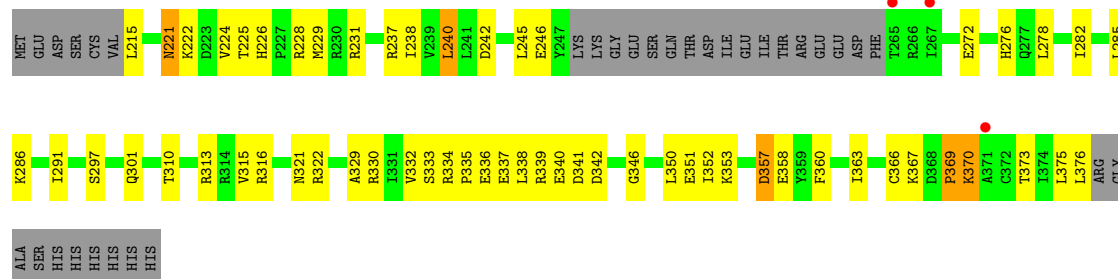
Continued on next page...

Continued from previous page...

Mol	Chain	Residues	Atoms	ZeroOcc	AltConf
3	C	2	Total O 2 2	0	0
3	D	7	Total O 7 7	0	0
3	E	2	Total O 2 2	0	0
3	F	11	Total O 11 11	0	0
3	G	3	Total O 3 3	0	0
3	H	7	Total O 7 7	0	0

HIS

- Molecule 1: CCT-GAMMA



4 Data and refinement statistics i

Property	Value	Source
Space group	P 1 21 1	Depositor
Cell constants a, b, c, α , β , γ	60.24Å 234.23Å 62.70Å 90.00° 114.70° 90.00°	Depositor
Resolution (Å)	29.11 – 2.80 29.11 – 2.80	Depositor EDS
% Data completeness (in resolution range)	84.8 (29.11-2.80) 84.8 (29.11-2.80)	Depositor EDS
R_{merge}	0.05	Depositor
R_{sym}	(Not available)	Depositor
$\langle I/\sigma(I) \rangle$ ¹	3.89 (at 2.80Å)	Xtrriage
Refinement program	CNS 1.0	Depositor
R, R_{free}	0.238 , 0.285 0.233 , 0.284	Depositor DCC
R_{free} test set	1632 reflections (4.97%)	wwPDB-VP
Wilson B-factor (Å ²)	78.1	Xtrriage
Anisotropy	0.467	Xtrriage
Bulk solvent k_{sol} (e/Å ³), B_{sol} (Å ²)	0.30 , 68.9	EDS
L-test for twinning ²	$\langle L \rangle = 0.49$, $\langle L^2 \rangle = 0.32$	Xtrriage
Estimated twinning fraction	0.033 for l,-k,h	Xtrriage
F_o, F_c correlation	0.94	EDS
Total number of atoms	9018	wwPDB-VP
Average B, all atoms (Å ²)	83.0	wwPDB-VP

Xtrriage's analysis on translational NCS is as follows: *The largest off-origin peak in the Patterson function is 3.75% of the height of the origin peak. No significant pseudotranslation is detected.*

¹Intensities estimated from amplitudes.

²Theoretical values of $\langle |L| \rangle$, $\langle L^2 \rangle$ for acentric reflections are 0.5, 0.333 respectively for untwinned datasets, and 0.375, 0.2 for perfectly twinned datasets.

5 Model quality [i](#)

5.1 Standard geometry [i](#)

Bond lengths and bond angles in the following residue types are not validated in this section:
CA

The Z score for a bond length (or angle) is the number of standard deviations the observed value is removed from the expected value. A bond length (or angle) with $|Z| > 5$ is considered an outlier worth inspection. RMSZ is the root-mean-square of all Z scores of the bond lengths (or angles).

Mol	Chain	Bond lengths		Bond angles	
		RMSZ	# Z >5	RMSZ	# Z >5
1	A	0.49	0/1189	0.72	1/1607 (0.1%)
1	B	0.46	0/1153	0.69	0/1556
1	C	0.47	0/1081	0.74	1/1464 (0.1%)
1	D	0.44	0/1115	0.65	0/1511
1	E	0.40	0/1009	0.61	0/1372
1	F	0.51	0/1204	0.73	1/1624 (0.1%)
1	G	0.48	0/1180	0.69	0/1599
1	H	0.49	0/1143	0.69	0/1545
All	All	0.47	0/9074	0.69	3/12278 (0.0%)

There are no bond length outliers.

All (3) bond angle outliers are listed below:

Mol	Chain	Res	Type	Atoms	Z	Observed(°)	Ideal(°)
1	F	314	ARG	NE-CZ-NH2	-6.73	116.94	120.30
1	A	305	MET	CA-CB-CG	5.58	122.78	113.30
1	C	372	CYS	CA-CB-SG	-5.43	104.22	114.00

There are no chirality outliers.

There are no planarity outliers.

5.2 Too-close contacts [i](#)

In the following table, the Non-H and H(model) columns list the number of non-hydrogen atoms and hydrogen atoms in the chain respectively. The H(added) column lists the number of hydrogen atoms added and optimized by MolProbity. The Clashes column lists the number of clashes within the asymmetric unit, whereas Symm-Clashes lists symmetry-related clashes.

Mol	Chain	Non-H	H(model)	H(added)	Clashes	Symm-Clashes
1	A	1175	0	1154	50	0
1	B	1140	0	1145	57	0
1	C	1069	0	1050	71	0
1	D	1103	0	1074	45	0
1	E	997	0	934	37	0
1	F	1191	0	1206	67	0
1	G	1166	0	1130	65	0
1	H	1130	0	1129	82	0
2	F	1	0	0	0	0
2	H	1	0	0	0	0
3	A	7	0	0	4	0
3	B	6	0	0	0	0
3	C	2	0	0	0	0
3	D	7	0	0	0	0
3	E	2	0	0	0	0
3	F	11	0	0	0	0
3	G	3	0	0	0	0
3	H	7	0	0	3	0
All	All	9018	0	8822	437	0

The all-atom clashscore is defined as the number of clashes found per 1000 atoms (including hydrogen atoms). The all-atom clashscore for this structure is 25.

All (437) close contacts within the same asymmetric unit are listed below, sorted by their clash magnitude.

Atom-1	Atom-2	Interatomic distance (Å)	Clash overlap (Å)
1:F:374:ILE:HD12	1:F:374:ILE:H	1.12	1.14
1:A:225:THR:HB	1:A:301:GLN:HE21	1.08	1.14
1:F:246:GLU:HG2	1:F:297:SER:HB3	1.35	1.07
1:F:370:LYS:HA	1:F:370:LYS:HE3	1.39	1.04
1:A:225:THR:CB	1:A:301:GLN:HE21	1.72	1.00
1:A:229:MET:HG3	1:A:305:MET:HE3	1.43	1.00
1:H:231:ARG:HG3	1:H:231:ARG:HH11	1.23	1.00
1:C:330:ARG:HE	1:H:316:ARG:NH1	1.62	0.96
1:E:234:LYS:HE3	1:E:234:LYS:H	1.30	0.95
1:A:225:THR:HB	1:A:301:GLN:NE2	1.81	0.93
1:E:234:LYS:HE3	1:E:234:LYS:N	1.85	0.92
1:A:226:HIS:ND1	1:A:227:PRO:HD2	1.92	0.84
1:C:330:ARG:HE	1:H:316:ARG:HH12	1.26	0.84
1:G:334:ARG:O	1:G:337:GLU:HG2	1.77	0.84
1:F:240:LEU:HD22	1:F:329:ALA:HB3	1.60	0.84
1:F:268:LEU:HD23	1:F:268:LEU:O	1.79	0.83

Continued on next page...

Continued from previous page...

Atom-1	Atom-2	Interatomic distance (Å)	Clash overlap (Å)
1:E:233:ILE:HG22	1:E:236:PRO:HG3	1.60	0.83
1:F:267:ILE:HD12	1:F:268:LEU:H	1.42	0.82
1:G:335:PRO:HA	1:G:338:LEU:HD12	1.61	0.82
1:C:295:GLY:N	1:C:314:ARG:HH21	1.77	0.82
1:D:334:ARG:H	1:D:334:ARG:NE	1.78	0.82
1:H:237:ARG:NH1	1:H:285:LEU:O	2.13	0.81
1:G:245:LEU:HD23	1:G:278:LEU:HD23	1.61	0.81
1:E:226:HIS:ND1	1:E:227:PRO:HD2	1.96	0.80
1:D:354:LYS:HB2	1:D:359:TYR:CE1	2.15	0.80
1:F:374:ILE:HD12	1:F:374:ILE:N	1.95	0.80
1:F:374:ILE:H	1:F:374:ILE:CD1	1.91	0.79
1:C:330:ARG:NE	1:H:316:ARG:NH1	2.29	0.79
1:G:376:LEU:HG	1:H:353:LYS:HD3	1.66	0.77
1:B:350:LEU:HD23	1:B:363:ILE:HG12	1.68	0.76
1:A:350:LEU:HD23	1:A:363:ILE:HG12	1.68	0.76
1:D:240:LEU:HD22	1:D:329:ALA:HB3	1.66	0.76
1:C:350:LEU:HD23	1:C:363:ILE:HG12	1.68	0.76
1:A:226:HIS:HB3	1:A:305:MET:HE3	1.67	0.76
1:D:350:LEU:HD23	1:D:363:ILE:HG12	1.67	0.76
1:E:274:TYR:CE1	1:E:278:LEU:HD21	2.20	0.75
1:H:350:LEU:HD23	1:H:363:ILE:HG12	1.68	0.75
1:E:350:LEU:HD23	1:E:363:ILE:HG12	1.67	0.75
1:B:278:LEU:HD22	1:B:335:PRO:HG2	1.70	0.74
1:C:334:ARG:O	1:C:337:GLU:HG2	1.88	0.74
1:F:350:LEU:HD23	1:F:363:ILE:HG12	1.68	0.74
1:A:334:ARG:O	1:A:337:GLU:HG2	1.88	0.74
1:D:334:ARG:H	1:D:334:ARG:HE	1.32	0.74
1:G:350:LEU:HD23	1:G:363:ILE:HG12	1.68	0.74
1:H:240:LEU:HD22	1:H:329:ALA:HB3	1.70	0.73
1:A:245:LEU:HD23	1:A:278:LEU:HD23	1.71	0.72
1:C:339:ARG:HG3	1:H:316:ARG:HH21	1.54	0.72
1:C:339:ARG:NE	1:H:316:ARG:HE	1.88	0.71
1:D:334:ARG:HG2	1:D:337:GLU:HG2	1.73	0.70
1:A:306:ARG:O	1:A:306:ARG:HG2	1.90	0.70
1:D:234:LYS:HG2	1:D:235:ASN:OD1	1.91	0.69
1:F:370:LYS:HE3	1:F:370:LYS:CA	2.21	0.69
1:C:227:PRO:HG3	1:F:367:LYS:HB2	1.74	0.69
1:A:240:LEU:HD22	1:A:329:ALA:HB3	1.74	0.68
1:D:231:ARG:HG3	1:D:231:ARG:HH11	1.58	0.68
1:C:332:VAL:CG1	1:C:337:GLU:HG3	2.24	0.68
1:F:334:ARG:O	1:F:337:GLU:HG2	1.94	0.68

Continued on next page...

Continued from previous page...

Atom-1	Atom-2	Interatomic distance (Å)	Clash overlap (Å)
1:G:334:ARG:HB3	1:G:336:GLU:HG2	1.74	0.68
1:B:325:ARG:HG3	1:B:325:ARG:HH11	1.60	0.67
1:B:377:ARG:HE	1:B:377:ARG:H	1.43	0.66
1:F:226:HIS:ND1	1:F:227:PRO:HD2	2.11	0.66
1:A:228:ARG:HB2	1:A:305:MET:HE1	1.76	0.66
1:C:240:LEU:HD22	1:C:329:ALA:HB3	1.78	0.66
1:E:279:CYS:O	1:E:283:ILE:HG13	1.95	0.66
1:D:354:LYS:HB2	1:D:359:TYR:CD1	2.31	0.65
1:G:240:LEU:HD22	1:G:329:ALA:HB3	1.77	0.65
1:B:240:LEU:HD22	1:B:329:ALA:HB3	1.77	0.65
1:C:301:GLN:O	1:C:305:MET:HB2	1.96	0.65
1:C:295:GLY:H	1:C:314:ARG:HH21	1.43	0.64
1:B:213:CYS:HB3	1:B:378:GLY:HA2	1.78	0.64
1:D:335:PRO:O	1:D:338:LEU:HB2	1.97	0.64
1:G:216:ARG:NH1	1:G:374:ILE:HG12	2.12	0.64
1:E:234:LYS:H	1:E:234:LYS:CE	2.09	0.64
1:F:246:GLU:HA	1:F:275:ILE:HD11	1.79	0.64
1:H:231:ARG:HH11	1:H:231:ARG:CG	2.02	0.64
1:C:285:LEU:HD21	1:C:338:LEU:HB2	1.81	0.63
1:E:276:HIS:H	1:E:276:HIS:CD2	2.15	0.63
1:C:330:ARG:NE	1:H:316:ARG:HH11	1.96	0.63
1:H:231:ARG:HG3	1:H:231:ARG:NH1	2.01	0.63
1:G:376:LEU:HD22	1:G:377:ARG:HD2	1.80	0.63
1:A:351:GLU:CD	1:A:353:LYS:HE3	2.19	0.62
1:D:222:LYS:HE2	1:D:313:ARG:O	1.99	0.62
1:B:302:HIS:CE1	1:B:306:ARG:HH21	2.16	0.62
1:D:368:ASP:OD2	1:D:371:ALA:HB2	1.98	0.62
1:G:231:ARG:CZ	1:G:359:TYR:CE2	2.81	0.62
1:F:366:CYS:C	1:F:368:ASP:H	2.00	0.62
1:G:216:ARG:HH12	1:G:374:ILE:HG12	1.63	0.62
1:C:339:ARG:CZ	1:H:316:ARG:HE	2.13	0.61
1:A:225:THR:CB	1:A:301:GLN:NE2	2.52	0.61
1:C:332:VAL:HG13	1:C:337:GLU:HG3	1.81	0.61
1:A:226:HIS:HB3	1:A:305:MET:CE	2.31	0.61
1:D:334:ARG:CZ	1:D:337:GLU:HG3	2.31	0.61
1:H:225:THR:HB	1:H:301:GLN:OE1	2.01	0.61
1:A:226:HIS:ND1	1:A:227:PRO:CD	2.64	0.61
1:G:353:LYS:NZ	1:G:353:LYS:HB3	2.15	0.61
1:G:362:PHE:CZ	1:H:376:LEU:HD21	2.37	0.60
1:A:306:ARG:O	1:A:306:ARG:CG	2.49	0.60
1:H:226:HIS:HB3	1:H:229:MET:HG3	1.83	0.60

Continued on next page...

Continued from previous page...

Atom-1	Atom-2	Interatomic distance (Å)	Clash overlap (Å)
1:G:221:ASN:HD21	1:G:358:GLU:HG2	1.67	0.59
1:C:336:GLU:HB2	1:H:358:GLU:HG2	1.84	0.59
1:C:291:ILE:CG2	1:C:315:VAL:HG21	2.33	0.59
1:G:291:ILE:CG2	1:G:315:VAL:HG21	2.32	0.59
1:C:339:ARG:HE	1:H:316:ARG:HE	1.50	0.59
1:E:240:LEU:HD22	1:E:329:ALA:HB3	1.84	0.59
1:C:227:PRO:CG	1:F:367:LYS:HB2	2.32	0.59
1:G:235:ASN:N	1:G:236:PRO:HD3	2.17	0.59
1:C:368:ASP:OD1	1:C:368:ASP:O	2.19	0.59
1:D:334:ARG:NE	1:D:337:GLU:HG3	2.18	0.59
1:F:370:LYS:HA	1:F:370:LYS:CE	2.24	0.59
1:G:376:LEU:HD22	1:G:377:ARG:CD	2.33	0.59
1:C:245:LEU:HD23	1:C:278:LEU:HD23	1.85	0.59
1:B:291:ILE:CG2	1:B:315:VAL:HG21	2.33	0.58
1:E:278:LEU:O	1:E:282:ILE:HG13	2.02	0.58
1:E:291:ILE:CG2	1:E:315:VAL:HG21	2.33	0.58
1:G:377:ARG:HD2	1:G:377:ARG:H	1.69	0.58
1:B:237:ARG:HH21	1:B:343:VAL:HG11	1.69	0.58
1:B:365:ASP:OD1	1:B:365:ASP:O	2.22	0.58
1:C:333:SER:HB2	1:H:222:LYS:NZ	2.17	0.58
1:G:365:ASP:OD1	1:G:365:ASP:O	2.21	0.58
1:C:339:ARG:HG3	1:H:316:ARG:NH2	2.18	0.58
1:D:280:GLU:HA	1:D:280:GLU:OE1	2.03	0.58
1:H:367:LYS:O	1:H:369:PRO:HD3	2.04	0.58
1:D:291:ILE:CG2	1:D:315:VAL:HG21	2.33	0.58
1:F:291:ILE:CG2	1:F:315:VAL:HG21	2.34	0.57
1:H:291:ILE:CG2	1:H:315:VAL:HG21	2.33	0.57
1:A:291:ILE:CG2	1:A:315:VAL:HG21	2.34	0.57
1:B:215:LEU:HD11	1:B:364:THR:HG21	1.86	0.57
1:F:236:PRO:HG2	1:F:350:LEU:HB2	1.86	0.57
1:D:334:ARG:HB2	1:D:336:GLU:OE1	2.03	0.57
1:A:330:ARG:HD2	3:A:2004:HOH:O	2.04	0.57
1:B:247:TYR:HD1	1:B:274:TYR:HD2	1.51	0.56
1:H:321:ASN:OD1	3:H:2007:HOH:O	2.17	0.56
1:A:223:ASP:N	3:A:2001:HOH:O	2.37	0.56
1:D:335:PRO:HA	1:D:338:LEU:HD12	1.87	0.56
1:F:265:THR:C	1:F:267:ILE:H	2.09	0.56
1:H:246:GLU:CG	1:H:297:SER:HB3	2.35	0.56
1:H:285:LEU:N	1:H:285:LEU:HD12	2.21	0.56
1:D:245:LEU:HD12	1:D:296:ILE:HG12	1.87	0.56
1:A:229:MET:HG3	1:A:305:MET:CE	2.29	0.56

Continued on next page...

Continued from previous page...

Atom-1	Atom-2	Interatomic distance (Å)	Clash overlap (Å)
1:F:281:ASP:HA	1:F:284:GLN:HE21	1.71	0.56
1:C:332:VAL:HG12	1:C:333:SER:N	2.21	0.56
1:E:233:ILE:CG2	1:E:236:PRO:HG3	2.31	0.56
1:H:237:ARG:HD3	1:H:286:LYS:O	2.05	0.56
1:A:332:VAL:HG13	1:A:337:GLU:HG3	1.88	0.55
1:G:226:HIS:CG	1:G:305:MET:SD	2.99	0.55
1:H:222:LYS:HE3	1:H:313:ARG:O	2.07	0.55
1:H:221:ASN:HA	1:H:360:PHE:HD1	1.70	0.55
1:E:332:VAL:HG12	1:E:333:SER:N	2.21	0.55
1:G:332:VAL:HG12	1:G:333:SER:N	2.21	0.55
1:D:332:VAL:HG12	1:D:333:SER:N	2.22	0.55
1:G:285:LEU:HD22	1:G:338:LEU:HD22	1.88	0.55
1:H:357:ASP:OD1	1:H:357:ASP:N	2.39	0.55
1:F:235:ASN:N	1:F:236:PRO:HD3	2.22	0.55
1:A:228:ARG:HB2	1:A:305:MET:CE	2.37	0.55
1:G:285:LEU:HD12	1:G:285:LEU:N	2.22	0.55
1:H:231:ARG:CG	1:H:231:ARG:NH1	2.65	0.55
1:H:332:VAL:HG12	1:H:333:SER:N	2.21	0.55
1:A:332:VAL:HG12	1:A:333:SER:N	2.21	0.54
1:G:265:THR:O	1:G:269:GLN:HB2	2.07	0.54
1:C:332:VAL:HG21	1:C:338:LEU:HD23	1.89	0.54
1:F:316:ARG:HG2	1:F:316:ARG:HH11	1.71	0.54
1:G:335:PRO:O	1:G:338:LEU:HB2	2.07	0.54
1:H:313:ARG:HH11	1:H:313:ARG:HG2	1.72	0.54
1:C:332:VAL:CG1	1:C:337:GLU:CG	2.85	0.54
1:B:332:VAL:HG12	1:B:333:SER:N	2.21	0.54
1:C:334:ARG:O	1:C:336:GLU:N	2.41	0.54
1:F:332:VAL:HG12	1:F:333:SER:N	2.22	0.54
1:G:245:LEU:HD12	1:G:296:ILE:HG12	1.90	0.54
1:B:235:ASN:N	1:B:236:PRO:HD3	2.23	0.54
1:B:368:ASP:OD2	1:B:371:ALA:HB2	2.06	0.54
1:F:297:SER:O	1:F:301:GLN:HG3	2.08	0.54
1:F:366:CYS:C	1:F:368:ASP:N	2.61	0.54
1:C:330:ARG:HB3	1:C:342:ASP:OD1	2.07	0.54
1:F:237:ARG:NH1	1:F:285:LEU:O	2.41	0.54
1:B:282:ILE:HG21	1:B:290:VAL:HG21	1.89	0.53
1:F:267:ILE:CD1	1:F:268:LEU:H	2.16	0.53
1:B:299:LEU:HG	1:B:303:TYR:CE2	2.44	0.53
1:F:285:LEU:N	1:F:285:LEU:HD12	2.24	0.53
1:F:334:ARG:HG2	1:F:334:ARG:HH11	1.74	0.53
1:C:330:ARG:O	1:C:332:VAL:HG23	2.09	0.53

Continued on next page...

Continued from previous page...

Atom-1	Atom-2	Interatomic distance (Å)	Clash overlap (Å)
1:C:339:ARG:NH2	1:H:316:ARG:HE	2.06	0.53
1:H:237:ARG:NH2	1:H:340:GLU:OE2	2.42	0.52
1:B:237:ARG:NH1	1:B:286:LYS:HG3	2.23	0.52
1:G:357:ASP:CG	1:H:322:ARG:HH22	2.11	0.52
1:A:354:LYS:HB2	1:A:359:TYR:CE1	2.44	0.52
1:C:339:ARG:NH2	1:H:316:ARG:HD2	2.25	0.52
1:F:267:ILE:C	1:F:269:GLN:H	2.13	0.52
1:C:373:THR:HG22	1:C:374:ILE:N	2.24	0.52
1:G:376:LEU:HD13	1:G:377:ARG:NH1	2.24	0.52
1:H:221:ASN:HA	1:H:360:PHE:CD1	2.45	0.52
1:H:316:ARG:HH11	1:H:316:ARG:HG2	1.74	0.52
1:A:237:ARG:HD3	1:A:286:LYS:O	2.08	0.52
1:E:226:HIS:HB2	1:E:301:GLN:HE21	1.75	0.52
1:C:339:ARG:NE	1:H:316:ARG:NE	2.57	0.52
1:B:325:ARG:NH2	1:H:285:LEU:HA	2.25	0.51
1:C:247:TYR:HA	1:C:274:TYR:CD2	2.44	0.51
1:C:332:VAL:HG11	1:C:337:GLU:HG3	1.91	0.51
1:G:330:ARG:O	1:G:332:VAL:HG23	2.11	0.51
1:F:354:LYS:HE2	1:F:356:GLY:O	2.10	0.51
1:E:276:HIS:CD2	1:E:276:HIS:N	2.78	0.51
1:G:332:VAL:CG1	1:G:333:SER:N	2.74	0.51
1:A:284:GLN:HE21	1:A:285:LEU:HD12	1.76	0.51
1:G:354:LYS:HD2	1:G:359:TYR:CE1	2.46	0.51
1:C:330:ARG:HH21	1:H:316:ARG:NH1	2.10	0.50
1:E:332:VAL:CG1	1:E:333:SER:N	2.74	0.50
1:G:376:LEU:HD22	1:G:377:ARG:NE	2.26	0.50
1:H:335:PRO:O	1:H:337:GLU:N	2.44	0.50
1:B:332:VAL:HG21	1:B:338:LEU:HD23	1.93	0.50
1:F:265:THR:HA	1:F:267:ILE:HD11	1.93	0.50
1:B:214:VAL:HG23	1:B:214:VAL:O	2.12	0.50
1:H:246:GLU:HG3	1:H:297:SER:HB3	1.93	0.50
1:H:332:VAL:CG1	1:H:333:SER:N	2.75	0.50
1:H:321:ASN:ND2	3:H:2007:HOH:O	2.44	0.50
1:E:235:ASN:N	1:E:236:PRO:HD3	2.25	0.50
1:G:322:ARG:HG3	1:G:322:ARG:HH11	1.77	0.50
1:C:285:LEU:O	1:C:286:LYS:HB2	2.12	0.50
1:E:246:GLU:HA	1:E:297:SER:HB3	1.92	0.50
1:D:332:VAL:CG1	1:D:333:SER:N	2.75	0.50
1:G:264:PHE:O	1:G:267:ILE:HG23	2.12	0.50
1:B:322:ARG:HG3	1:B:322:ARG:HH11	1.77	0.50
1:A:222:LYS:HA	3:A:2001:HOH:O	2.12	0.49

Continued on next page...

Continued from previous page...

Atom-1	Atom-2	Interatomic distance (Å)	Clash overlap (Å)
1:D:322:ARG:HH11	1:D:322:ARG:HG3	1.77	0.49
1:G:223:ASP:CG	1:G:231:ARG:HH21	2.13	0.49
1:A:226:HIS:CD2	1:A:305:MET:SD	3.06	0.49
1:A:332:VAL:CG1	1:A:333:SER:N	2.75	0.49
1:F:248:LYS:HB3	1:F:274:TYR:OH	2.13	0.49
1:C:332:VAL:CG1	1:C:333:SER:N	2.75	0.49
1:B:325:ARG:HG3	1:B:325:ARG:NH1	2.28	0.49
1:B:332:VAL:CG1	1:B:333:SER:N	2.75	0.49
1:H:245:LEU:O	1:H:246:GLU:HG3	2.13	0.49
1:B:237:ARG:HH12	1:B:286:LYS:HG3	1.78	0.49
1:D:231:ARG:HG3	1:D:231:ARG:NH1	2.27	0.49
1:C:222:LYS:HE2	1:C:314:ARG:O	2.13	0.49
1:D:285:LEU:O	1:D:286:LYS:C	2.50	0.49
1:H:215:LEU:HD23	1:H:375:LEU:HB2	1.94	0.49
1:B:237:ARG:NH2	1:B:343:VAL:HG11	2.27	0.49
1:B:339:ARG:HD3	1:B:341:ASP:HB2	1.93	0.49
1:A:346:GLY:O	1:A:366:CYS:HA	2.13	0.48
1:C:215:LEU:O	1:C:375:LEU:N	2.34	0.48
1:C:322:ARG:HG3	1:C:322:ARG:HH11	1.77	0.48
1:A:235:ASN:N	1:A:236:PRO:HD3	2.28	0.48
1:G:336:GLU:HG3	1:G:337:GLU:N	2.28	0.48
1:D:285:LEU:HD23	1:D:343:VAL:CG2	2.44	0.48
1:F:267:ILE:O	1:F:269:GLN:N	2.46	0.48
1:G:223:ASP:OD2	1:G:231:ARG:NH2	2.39	0.48
1:G:316:ARG:HH11	1:G:316:ARG:HB2	1.78	0.48
1:F:237:ARG:NH2	1:F:340:GLU:OE2	2.46	0.48
1:F:332:VAL:CG1	1:F:333:SER:N	2.76	0.48
1:H:228:ARG:HG3	1:H:228:ARG:NH1	2.28	0.48
1:B:245:LEU:HD21	1:B:282:ILE:CD1	2.44	0.48
1:B:247:TYR:CE1	1:B:271:GLU:HA	2.49	0.48
1:F:322:ARG:HG3	1:F:322:ARG:HH11	1.78	0.48
1:H:322:ARG:HG3	1:H:322:ARG:HH11	1.78	0.48
1:E:348:GLY:N	1:E:365:ASP:O	2.45	0.48
1:F:267:ILE:C	1:F:269:GLN:N	2.68	0.48
1:A:322:ARG:HG3	1:A:322:ARG:HH11	1.78	0.48
1:E:283:ILE:C	1:E:285:LEU:H	2.17	0.48
1:G:285:LEU:CD2	1:G:338:LEU:HD22	2.44	0.48
1:D:283:ILE:O	1:D:286:LYS:N	2.40	0.47
1:E:322:ARG:HG3	1:E:322:ARG:HH11	1.78	0.47
1:F:235:ASN:HA	1:F:348:GLY:HA2	1.96	0.47
1:G:353:LYS:HB3	1:G:353:LYS:HZ3	1.78	0.47

Continued on next page...

Continued from previous page...

Atom-1	Atom-2	Interatomic distance (Å)	Clash overlap (Å)
1:C:316:ARG:HH22	1:D:358:GLU:CG	2.26	0.47
1:D:245:LEU:HD21	1:D:282:ILE:HD11	1.96	0.47
1:C:330:ARG:NH2	1:H:316:ARG:NH1	2.63	0.47
1:H:245:LEU:HD23	1:H:278:LEU:HD21	1.96	0.47
1:B:213:CYS:O	1:B:378:GLY:HA2	2.14	0.47
1:G:226:HIS:ND1	1:G:227:PRO:HD2	2.29	0.47
1:H:330:ARG:O	1:H:332:VAL:HG23	2.14	0.47
1:C:339:ARG:O	1:C:342:ASP:HB2	2.14	0.47
1:E:368:ASP:OD1	1:E:369:PRO:HD2	2.15	0.47
1:F:279:CYS:O	1:F:283:ILE:HG13	2.15	0.47
1:C:222:LYS:CE	1:C:314:ARG:O	2.63	0.47
1:C:333:SER:HB2	1:H:222:LYS:HZ3	1.79	0.47
1:E:336:GLU:C	1:E:338:LEU:H	2.18	0.47
1:G:226:HIS:CE1	1:G:228:ARG:HG3	2.50	0.47
1:D:272:GLU:O	1:D:276:HIS:HB2	2.15	0.46
1:A:227:PRO:HG2	1:H:370:LYS:CB	2.45	0.46
1:C:330:ARG:CZ	1:H:316:ARG:NH1	2.78	0.46
1:C:293:GLU:OE1	1:C:317:LYS:HG2	2.16	0.46
1:D:230:ARG:NH2	1:D:308:ASN:O	2.37	0.46
1:F:246:GLU:HA	1:F:275:ILE:CD1	2.46	0.46
1:F:281:ASP:HA	1:F:284:GLN:NE2	2.29	0.46
1:G:355:ILE:HG23	1:H:375:LEU:HD22	1.98	0.46
1:A:283:ILE:HD11	1:A:307:ALA:HB2	1.97	0.46
1:A:313:ARG:HG2	3:A:2003:HOH:O	2.13	0.46
1:B:213:CYS:CB	1:B:378:GLY:HA2	2.45	0.46
1:C:213:CYS:HG	1:D:214:VAL:N	2.12	0.46
1:B:279:CYS:O	1:B:283:ILE:HG13	2.15	0.46
1:C:332:VAL:HG13	1:C:337:GLU:OE2	2.16	0.46
1:E:240:LEU:HG	1:E:320:ASN:OD1	2.16	0.46
1:C:282:ILE:HG21	1:C:290:VAL:HG21	1.98	0.46
1:B:226:HIS:CE1	1:B:228:ARG:HB2	2.51	0.46
1:B:339:ARG:HG3	1:B:342:ASP:OD2	2.15	0.46
1:C:285:LEU:HD21	1:C:338:LEU:CB	2.45	0.46
1:H:228:ARG:HG3	1:H:228:ARG:HH11	1.81	0.46
1:C:245:LEU:CD2	1:C:278:LEU:HD23	2.46	0.46
1:B:285:LEU:CD1	1:B:338:LEU:HB3	2.46	0.45
1:B:285:LEU:HD12	1:B:338:LEU:HB3	1.97	0.45
1:B:369:PRO:O	1:H:339:ARG:NH1	2.49	0.45
1:E:244:SER:HA	1:E:294:LYS:HB2	1.98	0.45
1:F:285:LEU:HD21	1:F:338:LEU:O	2.16	0.45
1:B:234:LYS:O	1:B:235:ASN:HB2	2.17	0.45

Continued on next page...

Continued from previous page...

Atom-1	Atom-2	Interatomic distance (Å)	Clash overlap (Å)
1:B:244:SER:HA	1:B:294:LYS:HB2	1.97	0.45
1:B:278:LEU:O	1:B:282:ILE:HG13	2.16	0.45
1:D:235:ASN:N	1:D:236:PRO:HD3	2.32	0.45
1:A:226:HIS:HA	1:A:227:PRO:HD3	1.82	0.45
1:F:226:HIS:ND1	1:F:227:PRO:CD	2.79	0.45
1:B:334:ARG:HA	1:B:335:PRO:HD3	1.83	0.45
1:C:276:HIS:HD1	1:C:303:TYR:HH	1.53	0.45
1:D:244:SER:HA	1:D:294:LYS:HB2	1.97	0.45
1:F:301:GLN:O	1:F:305:MET:HB2	2.16	0.45
1:G:316:ARG:HH11	1:G:316:ARG:CB	2.30	0.45
1:F:316:ARG:HG2	1:F:316:ARG:NH1	2.32	0.45
1:H:215:LEU:CD2	1:H:375:LEU:HB2	2.46	0.45
1:C:332:VAL:HG13	1:C:337:GLU:CG	2.46	0.45
1:B:247:TYR:HD1	1:B:274:TYR:CD2	2.34	0.45
1:B:285:LEU:O	1:B:286:LYS:HG3	2.16	0.45
1:H:278:LEU:O	1:H:282:ILE:HG13	2.17	0.45
1:D:278:LEU:O	1:D:282:ILE:HG13	2.16	0.44
1:F:226:HIS:HA	1:F:227:PRO:HD3	1.85	0.44
1:F:282:ILE:HG21	1:F:290:VAL:HG21	1.99	0.44
1:A:316:ARG:HH12	1:B:358:GLU:HG2	1.81	0.44
1:C:316:ARG:HH22	1:D:358:GLU:HG3	1.82	0.44
1:G:377:ARG:NH2	1:H:351:GLU:HB3	2.32	0.44
1:A:348:GLY:N	1:A:365:ASP:O	2.48	0.44
1:C:237:ARG:HH21	1:C:343:VAL:HG11	1.82	0.44
1:D:224:VAL:HG13	1:D:352:ILE:CD1	2.48	0.44
1:G:224:VAL:HG12	1:G:310:THR:HG23	2.00	0.44
1:A:224:VAL:HG12	1:A:310:THR:HG23	2.00	0.44
1:B:368:ASP:HA	1:B:369:PRO:HD3	1.81	0.44
1:F:216:ARG:NH1	1:F:374:ILE:HG13	2.32	0.44
1:F:233:ILE:HG22	1:F:236:PRO:HG3	2.00	0.44
1:B:240:LEU:HG	1:B:320:ASN:OD1	2.18	0.44
1:G:353:LYS:NZ	1:G:353:LYS:CB	2.80	0.44
1:D:334:ARG:H	1:D:334:ARG:CD	2.30	0.44
1:H:242:ASP:OD1	1:H:242:ASP:C	2.56	0.44
1:D:301:GLN:O	1:D:305:MET:HB2	2.18	0.44
1:F:230:ARG:NH2	1:F:308:ASN:O	2.46	0.44
1:C:212:SER:O	1:C:214:VAL:N	2.50	0.44
1:F:226:HIS:HB3	1:F:229:MET:HG3	1.99	0.44
1:B:278:LEU:HD23	1:B:278:LEU:HA	1.77	0.43
1:D:224:VAL:HG12	1:D:310:THR:HG23	2.00	0.43
1:F:224:VAL:HG13	1:F:352:ILE:HD12	2.00	0.43

Continued on next page...

Continued from previous page...

Atom-1	Atom-2	Interatomic distance (Å)	Clash overlap (Å)
1:G:216:ARG:HH12	1:G:374:ILE:CG1	2.30	0.43
1:E:224:VAL:HG12	1:E:310:THR:HG23	1.99	0.43
1:E:282:ILE:HG21	1:E:290:VAL:HG21	1.99	0.43
1:F:264:PHE:H	1:F:266:ARG:HG3	1.81	0.43
1:H:224:VAL:HG12	1:H:310:THR:HG23	2.00	0.43
1:H:346:GLY:O	1:H:366:CYS:HA	2.18	0.43
1:H:367:LYS:HA	1:H:367:LYS:HE2	2.00	0.43
1:G:245:LEU:CD2	1:G:278:LEU:HD23	2.41	0.43
1:H:245:LEU:HD23	1:H:278:LEU:CD2	2.48	0.43
1:F:334:ARG:HH11	1:F:334:ARG:CG	2.31	0.43
1:C:247:TYR:HA	1:C:274:TYR:HD2	1.82	0.43
1:B:226:HIS:HB3	1:B:229:MET:HG3	2.01	0.43
1:G:213:CYS:O	1:G:377:ARG:O	2.37	0.43
1:G:226:HIS:HB3	1:G:305:MET:SD	2.59	0.43
1:A:284:GLN:NE2	1:A:285:LEU:HD12	2.33	0.43
1:H:339:ARG:N	1:H:342:ASP:OD2	2.50	0.43
1:B:246:GLU:O	1:B:275:ILE:HD11	2.18	0.43
1:F:321:ASN:HD22	1:F:331:ILE:CD1	2.32	0.43
1:G:231:ARG:NH1	1:G:359:TYR:CE2	2.87	0.43
1:G:242:ASP:OD1	1:G:333:SER:HA	2.18	0.43
1:G:279:CYS:O	1:G:283:ILE:HG13	2.19	0.43
1:H:246:GLU:HG2	1:H:297:SER:HB3	2.00	0.43
1:A:244:SER:HA	1:A:294:LYS:HB2	2.01	0.43
1:E:216:ARG:HA	1:E:373:THR:O	2.19	0.43
1:F:286:LYS:HD3	1:F:286:LYS:C	2.39	0.43
1:B:325:ARG:NE	1:H:340:GLU:OE1	2.43	0.42
1:F:224:VAL:HG12	1:F:310:THR:HG23	2.00	0.42
1:H:285:LEU:CD2	1:H:338:LEU:HB3	2.48	0.42
1:C:342:ASP:OD2	1:H:316:ARG:NH2	2.51	0.42
1:G:299:LEU:HD11	1:G:303:TYR:CE1	2.55	0.42
1:A:237:ARG:NH1	1:A:285:LEU:O	2.52	0.42
1:C:339:ARG:HD3	1:G:358:GLU:OE2	2.19	0.42
1:B:224:VAL:HG12	1:B:310:THR:HG23	2.00	0.42
1:B:271:GLU:C	1:B:273:GLU:H	2.23	0.42
1:H:321:ASN:CG	3:H:2007:HOH:O	2.57	0.42
1:H:367:LYS:C	1:H:369:PRO:HD3	2.40	0.42
1:E:330:ARG:NH2	1:E:341:ASP:CG	2.73	0.42
1:G:313:ARG:NH1	1:G:313:ARG:HG2	2.34	0.42
1:H:334:ARG:O	1:H:337:GLU:HG2	2.18	0.42
1:A:322:ARG:HG3	1:A:322:ARG:NH1	2.35	0.42
1:F:224:VAL:HG13	1:F:352:ILE:CD1	2.50	0.42

Continued on next page...

Continued from previous page...

Atom-1	Atom-2	Interatomic distance (Å)	Clash overlap (Å)
1:G:322:ARG:HG3	1:G:322:ARG:NH1	2.35	0.42
1:C:339:ARG:CZ	1:H:316:ARG:NE	2.80	0.42
1:E:226:HIS:CB	1:E:301:GLN:HE21	2.33	0.42
1:E:286:LYS:N	1:E:287:PRO:CD	2.83	0.42
1:F:267:ILE:HD12	1:F:267:ILE:H	1.85	0.42
1:F:321:ASN:ND2	1:F:331:ILE:CD1	2.83	0.42
1:G:313:ARG:HG2	1:G:313:ARG:HH11	1.85	0.42
1:A:229:MET:CG	1:A:305:MET:HE3	2.31	0.42
1:E:275:ILE:O	1:E:278:LEU:HG	2.19	0.42
1:G:302:HIS:O	1:G:306:ARG:HB2	2.20	0.42
1:B:322:ARG:HG3	1:B:322:ARG:NH1	2.35	0.42
1:D:322:ARG:HG3	1:D:322:ARG:NH1	2.35	0.41
1:G:238:ILE:HG22	1:G:240:LEU:HD13	2.02	0.41
1:B:211:ASP:C	1:B:213:CYS:H	2.24	0.41
1:B:238:ILE:HG22	1:B:240:LEU:HD13	2.02	0.41
1:C:224:VAL:HG12	1:C:310:THR:HG23	2.01	0.41
1:C:322:ARG:HG3	1:C:322:ARG:NH1	2.35	0.41
1:D:334:ARG:HE	1:D:334:ARG:N	2.10	0.41
1:H:225:THR:CG2	1:H:313:ARG:HD3	2.50	0.41
1:H:225:THR:HG22	1:H:313:ARG:HD3	2.02	0.41
1:D:238:ILE:HG22	1:D:240:LEU:HD13	2.02	0.41
1:D:336:GLU:H	1:D:336:GLU:CD	2.23	0.41
1:G:285:LEU:N	1:G:285:LEU:CD1	2.83	0.41
1:H:224:VAL:HG13	1:H:352:ILE:CD1	2.50	0.41
1:A:225:THR:C	1:A:301:GLN:NE2	2.74	0.41
1:A:357:ASP:CG	1:B:322:ARG:HH22	2.24	0.41
1:B:336:GLU:N	1:B:336:GLU:CD	2.74	0.41
1:H:322:ARG:HG3	1:H:322:ARG:NH1	2.35	0.41
1:C:297:SER:O	1:C:301:GLN:HG3	2.21	0.41
1:E:322:ARG:HG3	1:E:322:ARG:NH1	2.35	0.41
1:D:226:HIS:CE1	1:D:227:PRO:HD2	2.56	0.41
1:E:222:LYS:HE2	1:E:313:ARG:O	2.21	0.41
1:E:238:ILE:HG22	1:E:240:LEU:HD13	2.02	0.41
1:F:321:ASN:ND2	1:F:331:ILE:HD12	2.36	0.41
1:G:215:LEU:O	1:G:375:LEU:N	2.40	0.41
1:G:263:ASP:O	1:G:267:ILE:HG22	2.21	0.41
1:F:238:ILE:HG22	1:F:240:LEU:HD13	2.03	0.41
1:F:278:LEU:HD23	1:F:278:LEU:HA	1.91	0.41
1:H:238:ILE:HG22	1:H:240:LEU:HD13	2.02	0.41
1:C:301:GLN:HE21	1:C:301:GLN:HB3	1.58	0.40
1:A:366:CYS:C	1:A:368:ASP:N	2.74	0.40

Continued on next page...

Continued from previous page...

Atom-1	Atom-2	Interatomic distance (Å)	Clash overlap (Å)
1:F:294:LYS:HA	1:F:294:LYS:HD3	1.91	0.40
1:G:245:LEU:HD23	1:G:245:LEU:HA	1.93	0.40
1:A:285:LEU:O	1:A:286:LYS:C	2.60	0.40
1:D:285:LEU:HD23	1:D:343:VAL:HG23	2.03	0.40
1:A:238:ILE:HG22	1:A:240:LEU:HD13	2.03	0.40
1:C:291:ILE:HG23	1:C:315:VAL:HG21	2.03	0.40
1:E:275:ILE:HA	1:E:278:LEU:HG	2.04	0.40
1:C:224:VAL:HG13	1:C:352:ILE:CD1	2.51	0.40
1:C:244:SER:HA	1:C:294:LYS:HB2	2.04	0.40
1:F:322:ARG:HG3	1:F:322:ARG:NH1	2.35	0.40
1:H:272:GLU:O	1:H:276:HIS:HB2	2.20	0.40

There are no symmetry-related clashes.

5.3 Torsion angles [i](#)

5.3.1 Protein backbone [i](#)

In the following table, the Percentiles column shows the percent Ramachandran outliers of the chain as a percentile score with respect to all X-ray entries followed by that with respect to entries of similar resolution.

The Analysed column shows the number of residues for which the backbone conformation was analysed, and the total number of residues.

Mol	Chain	Analysed	Favoured	Allowed	Outliers	Percentiles	
1	A	147/178 (83%)	135 (92%)	12 (8%)	0	100	100
1	B	142/178 (80%)	127 (89%)	14 (10%)	1 (1%)	22	53
1	C	136/178 (76%)	125 (92%)	9 (7%)	2 (2%)	10	33
1	D	142/178 (80%)	127 (89%)	13 (9%)	2 (1%)	11	34
1	E	131/178 (74%)	120 (92%)	9 (7%)	2 (2%)	10	33
1	F	148/178 (83%)	130 (88%)	16 (11%)	2 (1%)	11	34
1	G	149/178 (84%)	137 (92%)	11 (7%)	1 (1%)	22	53
1	H	141/178 (79%)	129 (92%)	9 (6%)	3 (2%)	7	23
All	All	1136/1424 (80%)	1030 (91%)	93 (8%)	13 (1%)	14	41

All (13) Ramachandran outliers are listed below:

Mol	Chain	Res	Type
1	H	336	GLU
1	H	370	LYS
1	B	272	GLU
1	D	229	MET
1	C	213	CYS
1	C	335	PRO
1	E	337	GLU
1	F	266	ARG
1	G	213	CYS
1	F	268	LEU
1	H	369	PRO
1	E	284	GLN
1	D	368	ASP

5.3.2 Protein sidechains [i](#)

In the following table, the Percentiles column shows the percent sidechain outliers of the chain as a percentile score with respect to all X-ray entries followed by that with respect to entries of similar resolution.

The Analysed column shows the number of residues for which the sidechain conformation was analysed, and the total number of residues.

Mol	Chain	Analysed	Rotameric	Outliers	Percentiles	
1	A	123/160 (77%)	118 (96%)	5 (4%)	30	64
1	B	123/160 (77%)	116 (94%)	7 (6%)	20	50
1	C	114/160 (71%)	103 (90%)	11 (10%)	8	24
1	D	113/160 (71%)	107 (95%)	6 (5%)	22	54
1	E	101/160 (63%)	90 (89%)	11 (11%)	6	19
1	F	128/160 (80%)	119 (93%)	9 (7%)	15	40
1	G	121/160 (76%)	109 (90%)	12 (10%)	8	23
1	H	121/160 (76%)	116 (96%)	5 (4%)	30	64
All	All	944/1280 (74%)	878 (93%)	66 (7%)	15	40

All (66) residues with a non-rotameric sidechain are listed below:

Mol	Chain	Res	Type
1	A	231	ARG
1	A	240	LEU
1	A	262	GLU

Continued on next page...

Continued from previous page...

Mol	Chain	Res	Type
1	A	284	GLN
1	A	298	ASP
1	B	240	LEU
1	B	284	GLN
1	B	306	ARG
1	B	313	ARG
1	B	357	ASP
1	B	367	LYS
1	B	377	ARG
1	C	221	ASN
1	C	240	LEU
1	C	280	GLU
1	C	298	ASP
1	C	302	HIS
1	C	303	TYR
1	C	305	MET
1	C	308	ASN
1	C	313	ARG
1	C	341	ASP
1	C	357	ASP
1	D	240	LEU
1	D	284	GLN
1	D	298	ASP
1	D	313	ARG
1	D	334	ARG
1	D	353	LYS
1	E	234	LYS
1	E	240	LEU
1	E	245	LEU
1	E	274	TYR
1	E	278	LEU
1	E	280	GLU
1	E	298	ASP
1	E	305	MET
1	E	340	GLU
1	E	357	ASP
1	E	365	ASP
1	F	222	LYS
1	F	240	LEU
1	F	267	ILE
1	F	284	GLN
1	F	305	MET

Continued on next page...

Continued from previous page...

Mol	Chain	Res	Type
1	F	334	ARG
1	F	357	ASP
1	F	370	LYS
1	F	374	ILE
1	G	221	ASN
1	G	228	ARG
1	G	240	LEU
1	G	267	ILE
1	G	278	LEU
1	G	313	ARG
1	G	316	ARG
1	G	338	LEU
1	G	353	LYS
1	G	358	GLU
1	G	376	LEU
1	G	377	ARG
1	H	221	ASN
1	H	240	LEU
1	H	341	ASP
1	H	357	ASP
1	H	373	THR

Sometimes sidechains can be flipped to improve hydrogen bonding and reduce clashes. All (20) such sidechains are listed below:

Mol	Chain	Res	Type
1	A	284	GLN
1	A	301	GLN
1	A	321	ASN
1	B	235	ASN
1	B	302	HIS
1	B	321	ASN
1	C	221	ASN
1	C	235	ASN
1	C	277	GLN
1	C	301	GLN
1	C	308	ASN
1	C	321	ASN
1	D	321	ASN
1	E	221	ASN
1	E	301	GLN
1	E	321	ASN
1	F	284	GLN

Continued on next page...

Continued from previous page...

Mol	Chain	Res	Type
1	F	321	ASN
1	G	221	ASN
1	G	269	GLN

5.3.3 RNA [i](#)

There are no RNA molecules in this entry.

5.4 Non-standard residues in protein, DNA, RNA chains [i](#)

There are no non-standard protein/DNA/RNA residues in this entry.

5.5 Carbohydrates [i](#)

There are no monosaccharides in this entry.

5.6 Ligand geometry [i](#)

Of 2 ligands modelled in this entry, 2 are monoatomic - leaving 0 for Mogul analysis.

There are no bond length outliers.

There are no bond angle outliers.

There are no chirality outliers.

There are no torsion outliers.

There are no ring outliers.

No monomer is involved in short contacts.

5.7 Other polymers [i](#)

There are no such residues in this entry.

5.8 Polymer linkage issues [i](#)

There are no chain breaks in this entry.

6 Fit of model and data

6.1 Protein, DNA and RNA chains

In the following table, the column labelled ‘#RSRZ > 2’ contains the number (and percentage) of RSRZ outliers, followed by percent RSRZ outliers for the chain as percentile scores relative to all X-ray entries and entries of similar resolution. The OWAB column contains the minimum, median, 95th percentile and maximum values of the occupancy-weighted average B-factor per residue. The column labelled ‘Q < 0.9’ lists the number of (and percentage) of residues with an average occupancy less than 0.9.

Mol	Chain	Analysed	<RSRZ>	#RSRZ>2	OWAB(Å ²)	Q<0.9
1	A	151/178 (84%)	-0.36	0 100 100	56, 72, 97, 124	0
1	B	146/178 (82%)	-0.38	2 (1%) 75 70	54, 75, 101, 122	0
1	C	140/178 (78%)	-0.28	1 (0%) 87 84	52, 72, 107, 135	0
1	D	146/178 (82%)	-0.11	3 (2%) 63 54	67, 90, 128, 141	0
1	E	135/178 (75%)	0.11	6 (4%) 34 24	75, 103, 140, 152	0
1	F	152/178 (85%)	-0.01	8 (5%) 26 17	52, 76, 114, 146	0
1	G	153/178 (85%)	-0.24	5 (3%) 46 36	57, 79, 112, 127	0
1	H	145/178 (81%)	-0.04	3 (2%) 63 54	52, 75, 116, 134	0
All	All	1168/1424 (82%)	-0.17	28 (2%) 59 49	52, 80, 121, 152	0

All (28) RSRZ outliers are listed below:

Mol	Chain	Res	Type	RSRZ
1	F	264	PHE	4.5
1	C	211	ASP	4.2
1	F	263	ASP	4.1
1	E	247	TYR	3.5
1	G	213	CYS	3.5
1	E	342	ASP	3.4
1	E	302	HIS	2.9
1	D	247	TYR	2.9
1	H	267	ILE	2.9
1	G	212	SER	2.8
1	G	214	VAL	2.8
1	E	369	PRO	2.8
1	G	377	ARG	2.7
1	F	268	LEU	2.6
1	F	213	CYS	2.5
1	F	267	ILE	2.5

Continued on next page...

Continued from previous page...

Mol	Chain	Res	Type	RSRZ
1	B	378	GLY	2.5
1	E	374	ILE	2.5
1	D	268	LEU	2.4
1	E	299	LEU	2.3
1	G	376	LEU	2.3
1	F	266	ARG	2.3
1	F	214	VAL	2.2
1	H	371	ALA	2.2
1	H	265	THR	2.2
1	F	376	LEU	2.1
1	B	212	SER	2.1
1	D	332	VAL	2.0

6.2 Non-standard residues in protein, DNA, RNA chains [i](#)

There are no non-standard protein/DNA/RNA residues in this entry.

6.3 Carbohydrates [i](#)

There are no monosaccharides in this entry.

6.4 Ligands [i](#)

In the following table, the Atoms column lists the number of modelled atoms in the group and the number defined in the chemical component dictionary. The B-factors column lists the minimum, median, 95th percentile and maximum values of B factors of atoms in the group. The column labelled 'Q < 0.9' lists the number of atoms with occupancy less than 0.9.

Mol	Type	Chain	Res	Atoms	RSCC	RSR	B-factors(Å ²)	Q < 0.9
2	CA	H	1377	1/1	0.81	0.26	89,89,89,89	0
2	CA	F	1378	1/1	0.97	0.29	73,73,73,73	0

6.5 Other polymers [i](#)

There are no such residues in this entry.