



Full wwPDB X-ray Structure Validation Report ⓘ

Nov 3, 2024 – 10:08 AM EST

PDB ID : 1G6R
Title : A FUNCTIONAL HOT SPOT FOR ANTIGEN RECOGNITION IN A SUPERAGONIST TCR/MHC COMPLEX
Authors : Degano, M.; Garcia, K.C.; Apostolopoulos, V.; Rudolph, M.G.; Teyton, L.; Wilson, I.A.
Deposited on : 2000-11-07
Resolution : 2.80 Å(reported)

This is a Full wwPDB X-ray Structure Validation Report for a publicly released PDB entry.

We welcome your comments at validation@mail.wwpdb.org

A user guide is available at

<https://www.wwpdb.org/validation/2017/XrayValidationReportHelp>

with specific help available everywhere you see the ⓘ symbol.

The types of validation reports are described at

<http://www.wwpdb.org/validation/2017/FAQs#types>.

The following versions of software and data (see [references ⓘ](#)) were used in the production of this report:

MolProbity : 4.02b-467
Xtrriage (Phenix) : **NOT EXECUTED**
EDS : **NOT EXECUTED**
Percentile statistics : 20231227.v01 (using entries in the PDB archive December 27th 2023)
Ideal geometry (proteins) : Engh & Huber (2001)
Ideal geometry (DNA, RNA) : Parkinson et al. (1996)
Validation Pipeline (wwPDB-VP) : 2.39

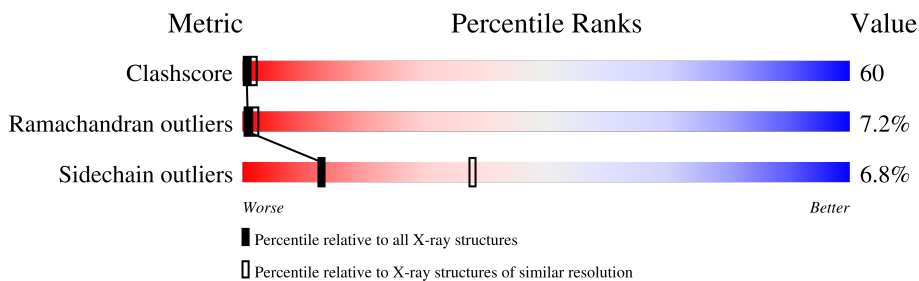
1 Overall quality at a glance

The following experimental techniques were used to determine the structure:

X-RAY DIFFRACTION

The reported resolution of this entry is 2.80 Å.

Percentile scores (ranging between 0-100) for global validation metrics of the entry are shown in the following graphic. The table shows the number of entries on which the scores are based.



Metric	Whole archive (#Entries)	Similar resolution (#Entries, resolution range(Å))
Clashscore	180529	4123 (2.80-2.80)
Ramachandran outliers	177936	4071 (2.80-2.80)
Sidechain outliers	177891	4073 (2.80-2.80)



The table below summarises the geometric issues observed across the polymeric chains and their fit to the electron density. The red, orange, yellow and green segments of the lower bar indicate the fraction of residues that contain outliers for ≥ 3 , 2, 1 and 0 types of geometric quality criteria respectively. A grey segment represents the fraction of residues that are not modelled. The numeric value for each fraction is indicated below the corresponding segment, with a dot representing fractions $\leq 5\%$.

Note EDS was not executed.

Mol	Chain	Length	Quality of chain
1	A	202	28% (green), 61% (yellow), 10% (orange)
1	C	202	26% (green), 64% (yellow), 10% (orange)
2	B	237	29% (green), 62% (yellow), 9% (orange)
2	D	237	30% (green), 60% (yellow), 9% (orange)
3	H	274	31% (green), 61% (yellow), 8% (orange)
3	I	274	31% (green), 61% (yellow), 8% (orange)
4	L	99	26% (green), 63% (yellow), 11% (orange)
4	M	99	23% (green), 65% (yellow), 12% (orange)

Continued on next page...

Continued from previous page...

Mol	Chain	Length	Quality of chain
5	P	8	 12% 62% 12% 12%
5	Q	8	 75% 12% 12%

2 Entry composition i

There are 5 unique types of molecules in this entry. The entry contains 13100 atoms, of which 0 are hydrogens and 0 are deuteriums.

In the tables below, the ZeroOcc column contains the number of atoms modelled with zero occupancy, the AltConf column contains the number of residues with at least one atom in alternate conformation and the Trace column contains the number of residues modelled with at most 2 atoms.

- Molecule 1 is a protein called ALPHA T CELL RECEPTOR.

Mol	Chain	Residues	Atoms					ZeroOcc	AltConf	Trace
			Total	C	N	O	S			
1	A	202	1570	999	253	310	8	0	0	0
1	C	202	1570	999	253	310	8	0	0	0

There are 4 discrepancies between the modelled and reference sequences:

Chain	Residue	Modelled	Actual	Comment	Reference
A	127	ALA	GLN	conflict	UNP P01738
A	165	ALA	LYS	conflict	UNP P01738
C	127	ALA	GLN	conflict	UNP P01738
C	165	ALA	LYS	conflict	UNP P01738

- Molecule 2 is a protein called BETA T CELL RECEPTOR.

Mol	Chain	Residues	Atoms					ZeroOcc	AltConf	Trace
			Total	C	N	O	S			
2	B	237	1853	1160	331	355	7	0	0	0
2	D	237	1853	1160	331	355	7	0	0	0

There are 20 discrepancies between the modelled and reference sequences:

Chain	Residue	Modelled	Actual	Comment	Reference
B	97	GLY	GLN	conflict	UNP P01852
B	105	THR	ARG	conflict	UNP P01852
B	11	LYS	ALA	conflict	UNP P01852
B	107	TYR	GLU	conflict	UNP P01852
B	108	PHE	GLN	conflict	UNP P01852
B	109	GLY	PHE	conflict	UNP P01852
B	110	ALA	PHE	conflict	UNP P01852
B	?	-	PRO	deletion	UNP P01852

Continued on next page...

Continued from previous page...

Chain	Residue	Modelled	Actual	Comment	Reference
B	?	-	GLY	deletion	UNP P01852
B	115	SER	THR	conflict	UNP P01852
D	97	GLY	GLN	conflict	UNP P01852
D	105	THR	ARG	conflict	UNP P01852
D	11	LYS	ALA	conflict	UNP P01852
D	107	TYR	GLU	conflict	UNP P01852
D	108	PHE	GLN	conflict	UNP P01852
D	109	GLY	PHE	conflict	UNP P01852
D	110	ALA	PHE	conflict	UNP P01852
D	?	-	PRO	deletion	UNP P01852
D	?	-	GLY	deletion	UNP P01852
D	115	SER	THR	conflict	UNP P01852

- Molecule 3 is a protein called MAJOR HISTOCOMPATIBILITY COMPLEX CLASS I MOLECULE.

Mol	Chain	Residues	Atoms					ZeroOcc	AltConf	Trace
			Total	C	N	O	S			
3	H	274	Total	C	N	O	S	0	0	0
			2232	1408	393	422	9			
3	I	274	Total	C	N	O	S	0	0	0
			2232	1408	393	422	9			

- Molecule 4 is a protein called BETA-2 MICROGLOBULIN.

Mol	Chain	Residues	Atoms					ZeroOcc	AltConf	Trace
			Total	C	N	O	S			
4	L	99	Total	C	N	O	S	0	0	0
			821	524	138	152	7			
4	M	99	Total	C	N	O	S	0	0	0
			821	524	138	152	7			

- Molecule 5 is a protein called SIYR PEPTIDE.

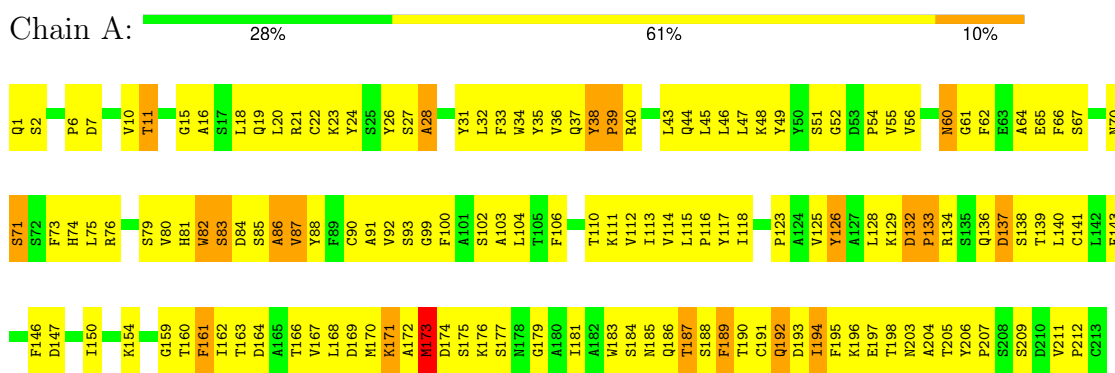
Mol	Chain	Residues	Atoms				ZeroOcc	AltConf	Trace
			Total	C	N	O			
5	P	8	Total	C	N	O	0	0	0
			74	50	11	13			
5	Q	8	Total	C	N	O	0	0	0
			74	50	11	13			

3 Residue-property plots

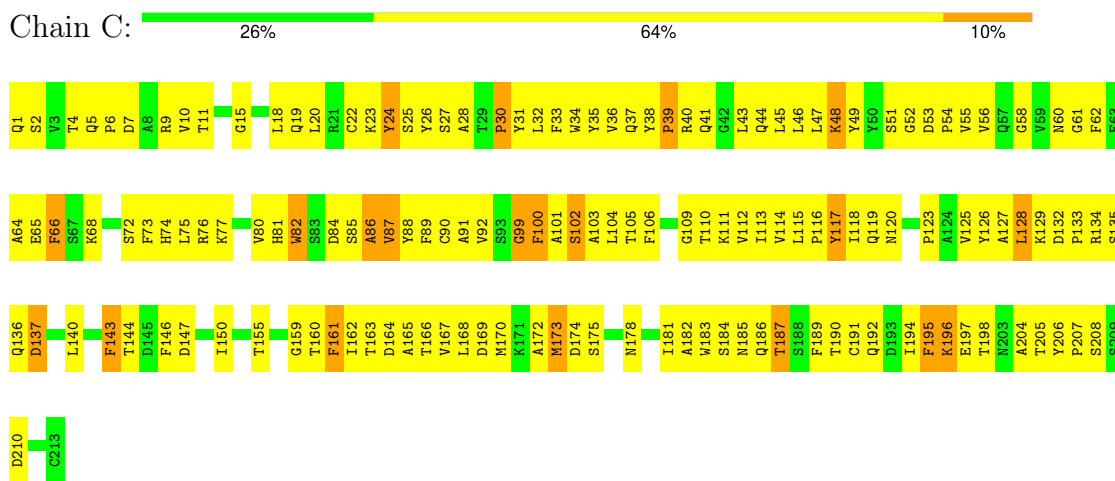
These plots are drawn for all protein, RNA, DNA and oligosaccharide chains in the entry. The first graphic for a chain summarises the proportions of the various outlier classes displayed in the second graphic. The second graphic shows the sequence view annotated by issues in geometry. Residues are color-coded according to the number of geometric quality criteria for which they contain at least one outlier: green = 0, yellow = 1, orange = 2 and red = 3 or more. Stretches of 2 or more consecutive residues without any outlier are shown as a green connector. Residues present in the sample, but not in the model, are shown in grey.

Note EDS was not executed.

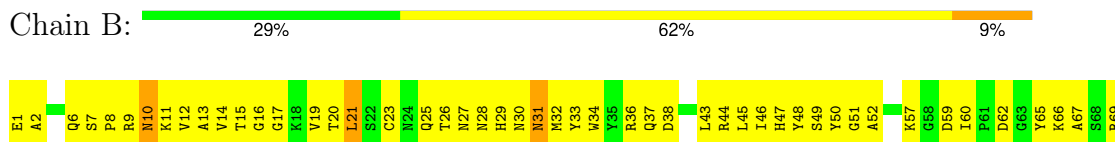
- Molecule 1: ALPHA T CELL RECEPTOR

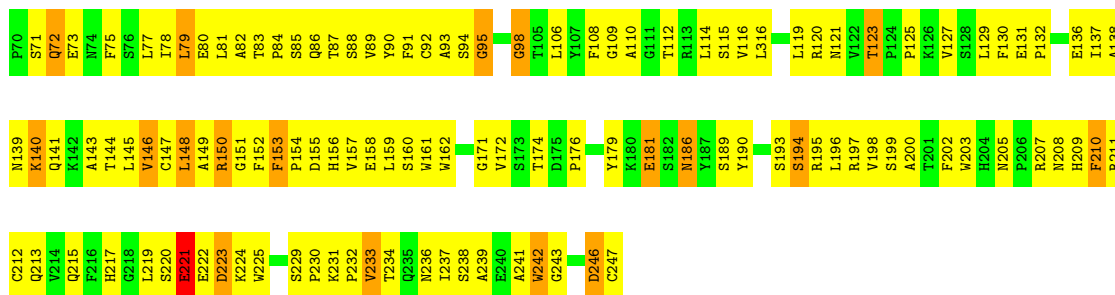


- Molecule 1: ALPHA T CELL RECEPTOR



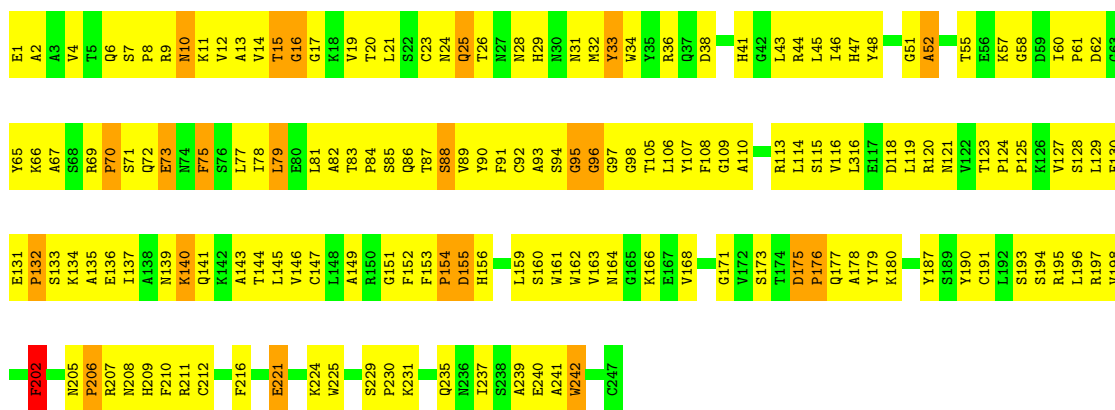
- Molecule 2: BETA T CELL RECEPTOR





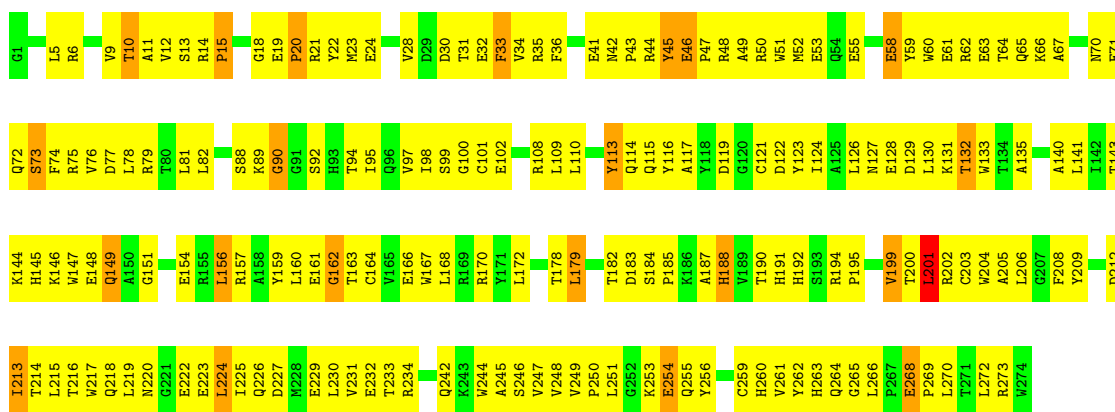
- Molecule 2: BETA T CELL RECEPTOR

Chain D: 30% 60% 9%



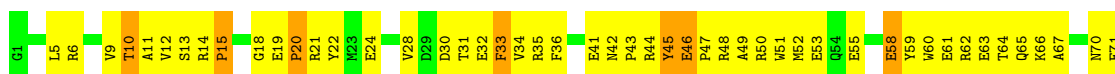
- Molecule 3: MAJOR HISTOCOMPATIBILITY COMPLEX CLASS I MOLECULE

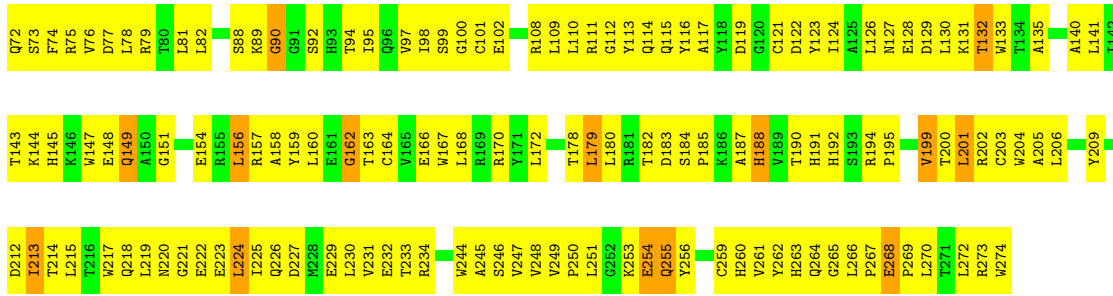
Chain H: 31% 61% 8%



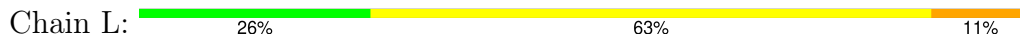
- Molecule 3: MAJOR HISTOCOMPATIBILITY COMPLEX CLASS I MOLECULE

Chain I: 31% 61% 8%

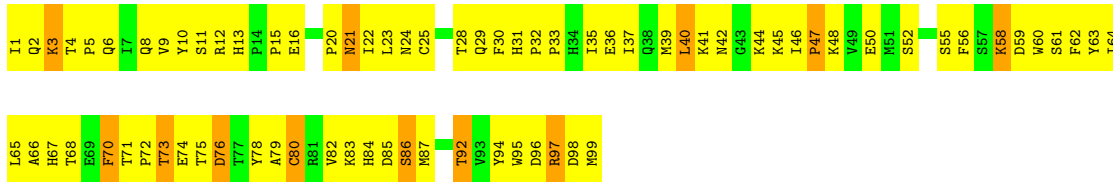
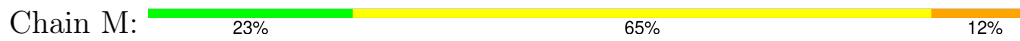




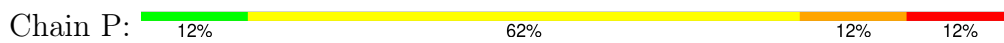
- Molecule 4: BETA-2 MICROGLOBULIN



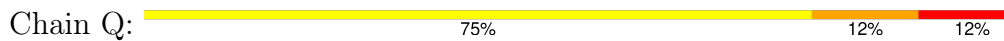
- Molecule 4: BETA-2 MICROGLOBULIN



- Molecule 5: SIYR PEPTIDE



- Molecule 5: SIYR PEPTIDE



4 Data and refinement statistics

Xtrriage (Phenix) and EDS were not executed - this section is therefore incomplete.

Property	Value	Source
Space group	P 21 21 2	Depositor
Cell constants a, b, c, α , β , γ	297.71Å 94.57Å 84.89Å 90.00° 90.00° 90.00°	Depositor
Resolution (Å)	50.00 – 2.80	Depositor
% Data completeness (in resolution range)	(Not available) (50.00-2.80)	Depositor
R_{merge}	0.09	Depositor
R_{sym}	(Not available)	Depositor
Refinement program	CNS	Depositor
R, R_{free}	0.298 , 0.327	Depositor
Estimated twinning fraction	No twinning to report.	Xtrriage
Total number of atoms	13100	wwPDB-VP
Average B, all atoms (Å ²)	63.0	wwPDB-VP

5 Model quality [i](#)

5.1 Standard geometry [i](#)

The Z score for a bond length (or angle) is the number of standard deviations the observed value is removed from the expected value. A bond length (or angle) with $|Z| > 5$ is considered an outlier worth inspection. RMSZ is the root-mean-square of all Z scores of the bond lengths (or angles).

Mol	Chain	Bond lengths		Bond angles	
		RMSZ	# Z >5	RMSZ	# Z >5
1	A	0.56	0/1611	0.82	0/2193
1	C	0.43	0/1611	0.66	0/2193
2	B	0.56	0/1904	0.84	1/2586 (0.0%)
2	D	0.36	0/1904	0.62	0/2586
3	H	0.53	0/2293	0.76	1/3113 (0.0%)
3	I	0.48	0/2293	0.73	0/3113
4	L	0.50	0/847	0.74	0/1148
4	M	0.47	0/847	0.70	0/1148
5	P	0.69	0/76	0.84	0/100
5	Q	0.64	0/76	0.79	0/100
All	All	0.49	0/13462	0.74	2/18280 (0.0%)

Chiral center outliers are detected by calculating the chiral volume of a chiral center and verifying if the center is modelled as a planar moiety or with the opposite hand. A planarity outlier is detected by checking planarity of atoms in a peptide group, atoms in a mainchain group or atoms of a sidechain that are expected to be planar.

Mol	Chain	#Chirality outliers	#Planarity outliers
2	B	0	1
5	P	0	1
All	All	0	2

There are no bond length outliers.

All (2) bond angle outliers are listed below:

Mol	Chain	Res	Type	Atoms	Z	Observed(°)	Ideal(°)
3	H	201	LEU	N-CA-C	-5.49	96.18	111.00
2	B	221	GLU	N-CA-C	-5.48	96.20	111.00

There are no chirality outliers.

All (2) planarity outliers are listed below:

Mol	Chain	Res	Type	Group
2	B	50	TYR	Sidechain
5	P	3	TYR	Sidechain

5.2 Too-close contacts [i](#)

In the following table, the Non-H and H(model) columns list the number of non-hydrogen atoms and hydrogen atoms in the chain respectively. The H(added) column lists the number of hydrogen atoms added and optimized by MolProbity. The Clashes column lists the number of clashes within the asymmetric unit, whereas Symm-Clashes lists symmetry-related clashes.

Mol	Chain	Non-H	H(model)	H(added)	Clashes	Symm-Clashes
1	A	1570	0	1508	205	0
1	C	1570	0	1508	206	0
2	B	1853	0	1767	242	0
2	D	1853	0	1767	242	0
3	H	2232	0	2127	249	0
3	I	2232	0	2127	235	0
4	L	821	0	798	107	0
4	M	821	0	798	108	0
5	P	74	0	72	19	0
5	Q	74	0	72	19	0
All	All	13100	0	12544	1521	0

The all-atom clashscore is defined as the number of clashes found per 1000 atoms (including hydrogen atoms). The all-atom clashscore for this structure is 60.

All (1521) close contacts within the same asymmetric unit are listed below, sorted by their clash magnitude.

Atom-1	Atom-2	Interatomic distance (Å)	Clash overlap (Å)
1:C:85:SER:HB2	1:C:114:VAL:HG12	1.28	1.15
1:A:10:VAL:HB	1:A:112:VAL:HG12	1.27	1.14
1:A:85:SER:HB2	1:A:114:VAL:HG12	1.31	1.07
3:H:133:TRP:HB2	3:H:144:LYS:HE2	1.33	1.07
3:H:126:LEU:HD22	3:H:156:LEU:HD13	1.38	1.06
3:I:133:TRP:HB2	3:I:144:LYS:HE2	1.35	1.05
2:B:150:ARG:HG2	2:B:150:ARG:HH11	1.21	1.04
1:C:11:THR:HG22	1:C:113:ILE:HB	1.35	1.03
4:M:31:HIS:HD1	4:M:32:PRO:HA	1.24	1.02
3:H:202:ARG:HA	3:H:246:SER:HB3	1.42	1.01
1:A:192:GLN:H	1:A:192:GLN:NE2	1.59	1.01
3:I:202:ARG:HA	3:I:246:SER:HB3	1.43	1.00

Continued on next page...

Continued from previous page...

Atom-1	Atom-2	Interatomic distance (Å)	Clash overlap (Å)
2:B:136:GLU:OE2	2:B:144:THR:HG23	1.59	1.00
4:L:31:HIS:HD1	4:L:32:PRO:HA	1.27	0.99
3:H:46:GLU:HG3	3:H:47:PRO:HD2	1.45	0.99
3:I:46:GLU:HG3	3:I:47:PRO:HD2	1.45	0.98
3:I:126:LEU:HD22	3:I:156:LEU:HD13	1.45	0.98
2:B:144:THR:HG22	2:B:197:ARG:HG3	1.46	0.98
2:B:83:THR:HG22	2:B:86:GLN:HE21	1.27	0.98
3:H:187:ALA:HB1	3:H:272:LEU:HD11	1.47	0.97
2:D:159:LEU:HD11	2:D:212:CYS:SG	2.03	0.97
1:C:56:VAL:HG22	1:C:64:ALA:O	1.66	0.96
2:D:129:LEU:HD11	2:D:145:LEU:HB3	1.47	0.95
1:C:114:VAL:O	1:C:116:PRO:HD3	1.66	0.95
1:A:23:LYS:NZ	1:A:70:ASN:HD22	1.64	0.94
3:I:217:TRP:HE1	3:I:246:SER:HA	1.32	0.94
1:A:23:LYS:HZ1	1:A:70:ASN:HD22	1.16	0.94
1:C:47:LEU:HD13	1:C:56:VAL:HG21	1.47	0.94
3:I:81:LEU:HD21	5:Q:8:LEU:HD13	1.48	0.93
1:A:18:LEU:HD12	1:A:19:GLN:H	1.32	0.92
3:H:81:LEU:HD21	5:P:8:LEU:HD13	1.51	0.92
3:I:187:ALA:HB1	3:I:272:LEU:HD11	1.50	0.92
3:H:217:TRP:HE1	3:H:246:SER:HA	1.33	0.92
3:I:191:HIS:NE2	3:I:199:VAL:HG21	1.85	0.92
3:I:203:CYS:SG	3:I:272:LEU:HD12	2.10	0.92
1:C:172:ALA:HB3	1:C:175:SER:HB3	1.52	0.91
2:B:29:HIS:HD2	2:B:94:SER:OG	1.53	0.91
1:A:40:ARG:O	1:A:40:ARG:HG2	1.69	0.91
2:D:87:THR:HG23	2:D:115:SER:HA	1.53	0.90
3:H:191:HIS:NE2	3:H:199:VAL:HG21	1.87	0.90
2:B:224:LYS:HE2	2:B:224:LYS:HA	1.53	0.90
2:B:220:SER:HB2	2:B:223:ASP:HB2	1.51	0.90
1:A:87:VAL:HG13	1:A:111:LYS:HD3	1.54	0.89
1:A:38:TYR:HB3	1:A:39:PRO:CD	2.02	0.89
3:H:203:CYS:SG	3:H:272:LEU:HD12	2.13	0.89
1:C:194:ILE:HG23	1:C:195:PHE:H	1.36	0.89
2:B:21:LEU:HD21	2:B:77:LEU:HB3	1.54	0.89
1:A:20:LEU:HD21	1:A:112:VAL:HG11	1.55	0.88
2:B:159:LEU:HD21	2:B:194:SER:HB3	1.56	0.88
4:M:2:GLN:HG2	4:M:32:PRO:HD3	1.56	0.88
4:M:29:GLN:HA	4:M:61:SER:HB2	1.56	0.88
4:M:41:LYS:O	4:M:44:LYS:HG2	1.74	0.88
2:B:87:THR:HG23	2:B:115:SER:HA	1.55	0.88

Continued on next page...

Continued from previous page...

Atom-1	Atom-2	Interatomic distance (Å)	Clash overlap (Å)
4:M:35:ILE:HG23	4:M:37:ILE:HD11	1.54	0.88
1:A:22:CYS:H	1:A:74:HIS:CD2	1.91	0.87
4:L:29:GLN:HA	4:L:61:SER:HB2	1.55	0.87
2:D:224:LYS:HA	2:D:224:LYS:HE2	1.56	0.87
3:H:261:VAL:HB	3:H:270:LEU:HB2	1.55	0.87
1:C:38:TYR:HB2	1:C:41:GLN:HB2	1.54	0.87
4:M:40:LEU:HA	4:M:46:ILE:HG13	1.56	0.86
1:A:19:GLN:HE22	1:A:76:ARG:HH21	1.24	0.86
4:L:33:PRO:HG3	4:L:62:PHE:CZ	2.10	0.86
1:C:20:LEU:HD21	1:C:112:VAL:HG11	1.57	0.86
2:B:77:LEU:HD12	2:B:78:ILE:H	1.38	0.86
1:A:54:PRO:O	1:A:65:GLU:HA	1.75	0.85
1:A:85:SER:HB2	1:A:114:VAL:CG1	2.04	0.85
2:D:12:VAL:HG13	2:D:115:SER:O	1.75	0.85
3:I:215:LEU:CD2	3:I:261:VAL:HA	2.06	0.85
1:A:32:LEU:HD13	1:A:73:PHE:HB2	1.56	0.85
4:L:2:GLN:HG2	4:L:32:PRO:HD3	1.58	0.85
2:D:46:ILE:HG22	2:D:47:HIS:ND1	1.92	0.85
3:H:9:VAL:HB	3:H:97:VAL:CG2	2.07	0.85
2:D:143:ALA:O	2:D:197:ARG:HA	1.76	0.85
1:C:40:ARG:HH21	2:D:9:ARG:HE	1.20	0.84
3:H:156:LEU:HD22	3:H:160:LEU:HD11	1.59	0.84
4:M:33:PRO:HG3	4:M:62:PHE:CZ	2.12	0.84
1:A:18:LEU:HD12	1:A:19:GLN:N	1.92	0.84
2:D:12:VAL:HG22	2:D:115:SER:HB2	1.58	0.84
2:B:127:VAL:CG1	2:B:237:ILE:HG22	2.08	0.84
2:B:144:THR:HG22	2:B:197:ARG:CG	2.08	0.83
3:H:215:LEU:CD2	3:H:261:VAL:HA	2.07	0.83
4:L:40:LEU:HA	4:L:46:ILE:HG13	1.58	0.83
3:I:9:VAL:HB	3:I:97:VAL:CG2	2.09	0.83
4:M:40:LEU:HB3	4:M:45:LYS:HA	1.60	0.83
4:L:41:LYS:O	4:L:44:LYS:HG2	1.77	0.83
3:I:15:PRO:HB3	3:I:89:LYS:HE3	1.57	0.83
1:C:40:ARG:NH2	2:D:9:ARG:HE	1.77	0.82
2:D:163:VAL:HA	2:D:209:HIS:O	1.78	0.82
4:L:35:ILE:HG23	4:L:37:ILE:HD11	1.60	0.82
4:L:40:LEU:HB3	4:L:45:LYS:HA	1.59	0.82
2:B:46:ILE:HG22	2:B:47:HIS:ND1	1.94	0.82
2:B:127:VAL:HG12	2:B:237:ILE:HG22	1.62	0.82
1:C:161:PHE:HE1	2:D:179:TYR:HB3	1.44	0.82
2:D:159:LEU:HD12	2:D:160:SER:H	1.42	0.81

Continued on next page...

Continued from previous page...

Atom-1	Atom-2	Interatomic distance (Å)	Clash overlap (Å)
2:B:10:ASN:HD22	2:B:10:ASN:N	1.76	0.81
1:C:64:ALA:HB2	1:C:75:LEU:HA	1.63	0.81
4:L:73:THR:O	4:L:75:THR:N	2.13	0.81
2:D:113:ARG:HH11	2:D:156:HIS:HA	1.46	0.81
2:D:95:GLY:HA3	2:D:106:LEU:HD23	1.62	0.81
2:B:83:THR:HG22	2:B:86:GLN:NE2	1.95	0.81
3:H:194:ARG:HG2	3:H:195:PRO:HD2	1.63	0.81
1:A:85:SER:CB	1:A:114:VAL:HG12	2.11	0.80
3:H:13:SER:HA	3:H:20:PRO:CG	2.11	0.80
3:H:217:TRP:NE1	3:H:246:SER:HA	1.96	0.80
3:I:251:LEU:HA	3:I:254:GLU:OE2	1.81	0.80
3:I:9:VAL:HB	3:I:97:VAL:HG22	1.63	0.80
3:I:217:TRP:NE1	3:I:246:SER:HA	1.96	0.80
2:B:119:LEU:HD11	2:B:219:LEU:HD21	1.63	0.80
2:D:129:LEU:HD23	2:D:241:ALA:HB2	1.64	0.80
2:B:11:LYS:HD2	2:B:12:VAL:H	1.45	0.80
3:H:133:TRP:HB2	3:H:144:LYS:CE	2.12	0.79
2:B:139:ASN:HB3	2:B:140:LYS:HD2	1.62	0.79
3:H:9:VAL:HB	3:H:97:VAL:HG22	1.65	0.79
1:A:118:ILE:HG23	1:A:174:ASP:OD1	1.83	0.79
3:I:156:LEU:HD22	3:I:160:LEU:HD11	1.65	0.79
1:C:168:LEU:HD12	1:C:169:ASP:H	1.46	0.78
3:I:261:VAL:HB	3:I:270:LEU:HB2	1.64	0.78
3:H:14:ARG:H	3:H:20:PRO:HG3	1.49	0.78
1:C:4:THR:O	1:C:6:PRO:HD3	1.84	0.78
4:M:31:HIS:ND1	4:M:32:PRO:HA	1.98	0.78
3:I:13:SER:HA	3:I:20:PRO:CG	2.13	0.78
2:D:9:ARG:C	2:D:10:ASN:HD22	1.87	0.78
3:H:251:LEU:HA	3:H:254:GLU:OE2	1.83	0.77
3:I:202:ARG:HD2	3:I:204:TRP:CZ2	2.18	0.77
4:M:73:THR:O	4:M:75:THR:N	2.17	0.77
2:B:79:LEU:HD12	2:B:79:LEU:H	1.49	0.77
2:B:127:VAL:HG13	2:B:239:ALA:HB2	1.65	0.77
3:H:15:PRO:HB3	3:H:89:LYS:HE3	1.64	0.77
1:A:10:VAL:CB	1:A:112:VAL:HG12	2.10	0.77
3:I:12:VAL:O	3:I:20:PRO:HB3	1.84	0.77
2:B:151:GLY:HA2	2:B:189:SER:HB2	1.67	0.77
1:A:22:CYS:H	1:A:74:HIS:HD2	1.31	0.76
4:M:5:PRO:HB3	4:M:30:PHE:HB3	1.65	0.76
3:H:13:SER:HA	3:H:20:PRO:HG3	1.65	0.76
2:B:11:LYS:HD2	2:B:12:VAL:N	2.00	0.76

Continued on next page...

Continued from previous page...

Atom-1	Atom-2	Interatomic distance (Å)	Clash overlap (Å)
3:I:76:VAL:HA	3:I:79:ARG:HH11	1.51	0.76
2:B:150:ARG:HG2	2:B:150:ARG:NH1	1.95	0.76
1:C:132:ASP:OD2	2:D:128:SER:HB2	1.85	0.76
3:H:12:VAL:O	3:H:20:PRO:HB3	1.86	0.76
2:D:84:PRO:HA	2:D:116:VAL:HB	1.67	0.76
4:L:2:GLN:HA	4:L:31:HIS:O	1.86	0.76
1:C:118:ILE:HG23	1:C:174:ASP:OD1	1.85	0.76
3:I:194:ARG:HG2	3:I:195:PRO:HD2	1.66	0.76
1:C:37:GLN:HB3	1:C:87:VAL:HG23	1.66	0.76
1:A:143:PHE:HB2	1:A:195:PHE:CZ	2.21	0.75
1:C:18:LEU:HB2	1:C:80:VAL:CG1	2.17	0.75
1:C:147:ASP:O	1:C:150:ILE:HG22	1.86	0.75
3:H:202:ARG:HD2	3:H:204:TRP:CZ2	2.21	0.75
2:B:123:THR:O	2:B:152:PHE:HA	1.86	0.75
2:D:127:VAL:HG23	2:D:147:CYS:SG	2.26	0.75
3:I:13:SER:HA	3:I:20:PRO:HG3	1.67	0.75
3:I:14:ARG:H	3:I:20:PRO:HG3	1.52	0.75
4:L:96:ASP:O	4:L:98:ASP:N	2.20	0.75
2:B:119:LEU:HD11	2:B:219:LEU:CD2	2.16	0.74
3:H:76:VAL:HA	3:H:79:ARG:HH11	1.51	0.74
4:M:96:ASP:O	4:M:98:ASP:N	2.19	0.74
4:L:31:HIS:ND1	4:L:32:PRO:HA	2.01	0.74
3:I:133:TRP:HB2	3:I:144:LYS:CE	2.15	0.74
2:D:133:SER:O	2:D:137:ILE:HG13	1.88	0.74
2:B:11:LYS:O	2:B:114:LEU:HA	1.88	0.74
2:B:161:TRP:HE1	2:B:194:SER:HG	1.32	0.74
1:A:60:ASN:O	1:A:62:PHE:N	2.20	0.74
2:D:95:GLY:HA3	2:D:106:LEU:CD2	2.18	0.74
2:D:34:TRP:HA	2:D:91:PHE:O	1.87	0.74
3:H:66:LYS:NZ	5:P:1:SER:HB3	2.03	0.74
1:A:192:GLN:H	1:A:192:GLN:CD	1.89	0.73
4:L:36:GLU:HB3	4:L:83:LYS:HB3	1.70	0.73
3:I:234:ARG:HH11	4:M:8:GLN:NE2	1.86	0.73
2:B:19:VAL:H	2:B:79:LEU:CD1	2.01	0.73
2:D:316:LEU:HD22	2:D:153:PHE:HE2	1.51	0.73
2:B:77:LEU:HD12	2:B:78:ILE:N	2.04	0.73
2:D:10:ASN:HD22	2:D:10:ASN:N	1.85	0.73
3:H:66:LYS:HZ1	5:P:1:SER:HB3	1.52	0.73
3:H:11:ALA:HA	3:H:21:ARG:O	1.88	0.73
3:I:234:ARG:HH11	4:M:8:GLN:HE21	1.37	0.73
4:L:12:ARG:HG3	4:L:13:HIS:ND1	2.04	0.73

Continued on next page...

Continued from previous page...

Atom-1	Atom-2	Interatomic distance (Å)	Clash overlap (Å)
4:M:12:ARG:HG3	4:M:13:HIS:ND1	2.04	0.73
3:H:58:GLU:N	3:H:58:GLU:OE1	2.21	0.72
3:I:135:ALA:HB1	3:I:140:ALA:HB3	1.71	0.72
3:H:66:LYS:HD3	5:P:2:ILE:HG23	1.71	0.72
1:A:2:SER:O	1:A:24:TYR:HB2	1.87	0.72
3:I:188:HIS:CD2	3:I:204:TRP:HB2	2.24	0.72
3:H:132:THR:HG22	3:H:133:TRP:H	1.54	0.72
1:C:15:GLY:HA2	1:C:81:HIS:CE1	2.23	0.72
3:I:215:LEU:HD22	3:I:261:VAL:HA	1.72	0.72
1:C:194:ILE:HG23	1:C:195:PHE:N	2.03	0.72
3:I:66:LYS:HD3	5:Q:2:ILE:HG23	1.70	0.72
1:A:38:TYR:HB3	1:A:39:PRO:HD2	1.72	0.71
1:A:62:PHE:HB3	1:A:75:LEU:HD11	1.72	0.71
4:L:3:LYS:HZ3	4:L:4:THR:N	1.88	0.71
3:H:117:ALA:HB2	4:L:60:TRP:CZ2	2.25	0.71
2:D:65:TYR:HB3	2:D:77:LEU:HD11	1.73	0.71
4:M:36:GLU:HB3	4:M:83:LYS:HB3	1.72	0.71
1:C:18:LEU:HD12	1:C:19:GLN:H	1.55	0.71
1:C:85:SER:HB2	1:C:114:VAL:CG1	2.15	0.71
1:C:22:CYS:SG	1:C:23:LYS:N	2.64	0.71
2:B:9:ARG:HH22	2:B:110:ALA:HB1	1.56	0.70
3:H:215:LEU:HD22	3:H:261:VAL:HA	1.72	0.70
3:H:247:VAL:HG22	3:H:248:VAL:N	2.05	0.70
2:D:19:VAL:H	2:D:79:LEU:CD1	2.04	0.70
3:I:11:ALA:HA	3:I:21:ARG:O	1.90	0.70
4:M:1:ILE:HG23	4:M:2:GLN:N	2.07	0.70
2:B:84:PRO:HA	2:B:116:VAL:HB	1.72	0.70
1:A:26:TYR:CE2	1:A:28:ALA:HB3	2.27	0.70
2:D:83:THR:HG22	2:D:86:GLN:HE21	1.56	0.70
2:D:159:LEU:HD12	2:D:160:SER:N	2.06	0.70
3:I:58:GLU:N	3:I:58:GLU:OE1	2.25	0.70
3:I:76:VAL:HA	3:I:79:ARG:NH1	2.05	0.70
1:A:87:VAL:HG13	1:A:111:LYS:CD	2.22	0.70
1:A:190:THR:HG23	1:A:192:GLN:HG2	1.74	0.70
4:M:2:GLN:HA	4:M:31:HIS:O	1.90	0.70
2:B:14:VAL:HA	2:B:316:LEU:O	1.92	0.70
3:H:188:HIS:CD2	3:H:204:TRP:HB2	2.26	0.70
3:H:191:HIS:CE1	3:H:199:VAL:HG21	2.27	0.70
3:I:52:MET:HA	3:I:52:MET:HE2	1.74	0.70
2:D:17:GLY:O	2:D:82:ALA:HB2	1.91	0.69
2:D:88:SER:OG	2:D:89:VAL:N	2.23	0.69

Continued on next page...

Continued from previous page...

Atom-1	Atom-2	Interatomic distance (Å)	Clash overlap (Å)
4:L:5:PRO:HB3	4:L:30:PHE:HB3	1.72	0.69
3:H:126:LEU:HD22	3:H:156:LEU:CD1	2.20	0.69
2:D:83:THR:HG23	2:D:86:GLN:HG3	1.74	0.69
3:I:202:ARG:CA	3:I:246:SER:HB3	2.22	0.69
2:B:65:TYR:HB3	2:B:77:LEU:HD11	1.74	0.69
3:H:201:LEU:HD12	3:H:201:LEU:H	1.55	0.69
1:C:159:GLY:HA3	1:C:185:ASN:OD1	1.92	0.69
2:D:19:VAL:H	2:D:79:LEU:HD11	1.57	0.69
2:B:29:HIS:CD2	2:B:94:SER:OG	2.42	0.69
3:I:259:CYS:HB3	3:I:272:LEU:HB2	1.75	0.69
3:H:76:VAL:HA	3:H:79:ARG:NH1	2.06	0.69
3:H:135:ALA:HB1	3:H:140:ALA:HB3	1.75	0.69
4:L:1:ILE:HG23	4:L:2:GLN:N	2.08	0.69
1:C:75:LEU:HD12	1:C:76:ARG:N	2.07	0.69
3:I:191:HIS:CD2	3:I:199:VAL:HG21	2.27	0.69
1:C:66:PHE:CZ	1:C:68:LYS:HB2	2.28	0.69
4:M:37:ILE:HG23	4:M:82:VAL:HG12	1.75	0.69
1:A:56:VAL:HG22	1:A:64:ALA:O	1.93	0.68
3:H:187:ALA:CB	3:H:272:LEU:HD11	2.23	0.68
2:B:19:VAL:HG12	2:B:20:THR:H	1.58	0.68
2:D:164:ASN:HA	2:D:209:HIS:HB3	1.75	0.68
4:M:95:TRP:NE1	4:M:97:ARG:HA	2.08	0.68
3:I:101:CYS:CB	3:I:164:CYS:HG	2.06	0.68
3:I:247:VAL:HG22	3:I:248:VAL:N	2.08	0.68
2:D:205:ASN:OD1	2:D:207:ARG:HB3	1.93	0.68
2:B:127:VAL:HG12	2:B:237:ILE:CG2	2.24	0.68
4:M:35:ILE:HG23	4:M:37:ILE:CD1	2.22	0.68
2:B:30:ASN:HD21	3:H:146:LYS:NZ	1.92	0.68
3:H:133:TRP:CB	3:H:144:LYS:HE2	2.18	0.68
3:H:247:VAL:HG22	3:H:248:VAL:H	1.57	0.68
1:C:48:LYS:HG3	1:C:48:LYS:O	1.94	0.68
2:D:162:TRP:HA	2:D:166:LYS:O	1.94	0.68
1:A:102:SER:HG	2:B:33:TYR:HH	1.36	0.67
4:L:37:ILE:HG23	4:L:82:VAL:HG12	1.76	0.67
1:C:104:LEU:HD12	2:D:106:LEU:HD12	1.75	0.67
3:I:191:HIS:CE1	3:I:199:VAL:HG21	2.29	0.67
4:L:95:TRP:NE1	4:L:97:ARG:HA	2.09	0.67
2:D:45:LEU:HD21	2:D:48:TYR:CD2	2.30	0.67
2:D:16:GLY:HA2	2:D:81:LEU:HD12	1.75	0.67
3:I:132:THR:HG22	3:I:133:TRP:H	1.59	0.67
1:A:23:LYS:HZ1	1:A:70:ASN:ND2	1.92	0.67

Continued on next page...

Continued from previous page...

Atom-1	Atom-2	Interatomic distance (Å)	Clash overlap (Å)
1:C:38:TYR:HB2	1:C:41:GLN:CB	2.23	0.67
4:M:42:ASN:HB2	4:M:44:LYS:HE2	1.76	0.67
3:I:66:LYS:HZ1	5:Q:1:SER:HB3	1.60	0.67
3:H:259:CYS:HB3	3:H:272:LEU:HB2	1.77	0.67
2:D:9:ARG:HG2	2:D:9:ARG:HH11	1.59	0.67
3:I:41:GLU:HG3	3:I:42:ASN:H	1.58	0.67
2:B:79:LEU:HD12	2:B:79:LEU:N	2.08	0.67
3:I:66:LYS:NZ	5:Q:1:SER:HB3	2.10	0.67
2:B:89:VAL:HA	2:B:112:THR:O	1.94	0.67
2:D:34:TRP:CZ2	2:D:92:CYS:HB3	2.30	0.66
2:D:129:LEU:HD21	2:D:145:LEU:HD23	1.77	0.66
1:A:55:VAL:HG12	1:A:65:GLU:HB2	1.77	0.66
1:A:192:GLN:H	1:A:192:GLN:HE21	1.42	0.66
3:I:234:ARG:HD3	4:M:8:GLN:HE22	1.59	0.66
4:M:46:ILE:HG23	4:M:47:PRO:HD2	1.77	0.66
2:B:9:ARG:C	2:B:10:ASN:HD22	1.98	0.66
1:C:45:LEU:HD11	1:C:47:LEU:O	1.95	0.66
2:D:12:VAL:CG2	2:D:115:SER:HB2	2.25	0.66
2:D:34:TRP:CE2	2:D:92:CYS:HB3	2.30	0.66
2:B:19:VAL:HG12	2:B:20:THR:N	2.11	0.66
3:H:202:ARG:CA	3:H:246:SER:HB3	2.21	0.66
3:H:215:LEU:HD22	3:H:261:VAL:HG22	1.78	0.66
1:C:190:THR:OG1	1:C:192:GLN:HG2	1.96	0.66
2:D:66:LYS:O	2:D:78:ILE:HB	1.95	0.66
2:D:69:ARG:HH22	2:D:72:GLN:NE2	1.93	0.66
2:B:15:THR:HG22	2:B:16:GLY:N	2.09	0.66
3:H:234:ARG:HH11	4:L:8:GLN:NE2	1.93	0.66
2:D:72:GLN:HE21	2:D:72:GLN:HA	1.60	0.66
2:B:208:ASN:O	2:B:242:TRP:NE1	2.29	0.66
4:L:35:ILE:HG23	4:L:37:ILE:CD1	2.26	0.66
4:L:65:LEU:C	4:L:65:LEU:HD23	2.17	0.66
1:C:40:ARG:HH21	2:D:9:ARG:NE	1.94	0.66
4:L:46:ILE:HG23	4:L:47:PRO:HD2	1.78	0.65
1:C:128:LEU:HD12	1:C:128:LEU:N	2.11	0.65
2:D:140:LYS:O	2:D:141:GLN:HB2	1.96	0.65
3:I:187:ALA:CB	3:I:272:LEU:HD11	2.26	0.65
1:A:1:GLN:HG3	1:A:26:TYR:HE1	1.60	0.65
2:B:83:THR:CG2	2:B:86:GLN:HG3	2.27	0.65
3:H:191:HIS:CD2	3:H:199:VAL:HG21	2.30	0.65
4:L:42:ASN:HB2	4:L:44:LYS:HE2	1.76	0.65
1:C:18:LEU:HB2	1:C:80:VAL:HG11	1.78	0.65

Continued on next page...

Continued from previous page...

Atom-1	Atom-2	Interatomic distance (Å)	Clash overlap (Å)
2:B:83:THR:O	2:B:86:GLN:HB2	1.95	0.65
2:D:55:THR:HG23	2:D:67:ALA:HB3	1.78	0.65
1:A:141:CYS:HG	1:A:191:CYS:HG	1.44	0.65
2:B:8:PRO:HD2	2:B:21:LEU:HA	1.78	0.65
2:B:131:GLU:HG2	2:B:203:TRP:HH2	1.60	0.65
2:D:21:LEU:HD21	2:D:77:LEU:HB3	1.77	0.65
2:D:69:ARG:HH12	2:D:72:GLN:HA	1.60	0.65
3:I:273:ARG:HB2	3:I:273:ARG:NH1	2.12	0.65
1:A:11:THR:HG22	1:A:113:ILE:HB	1.77	0.65
2:D:83:THR:CG2	2:D:86:GLN:HE21	2.10	0.65
3:I:215:LEU:HD22	3:I:261:VAL:HG22	1.79	0.65
3:H:168:LEU:O	3:H:172:LEU:HG	1.97	0.65
1:A:118:ILE:N	1:A:118:ILE:HD12	2.12	0.65
2:D:207:ARG:NE	2:D:207:ARG:HA	2.12	0.65
3:I:188:HIS:HD2	3:I:204:TRP:HB2	1.62	0.65
1:A:168:LEU:HB2	2:B:195:ARG:NH2	2.12	0.65
1:A:168:LEU:HD12	1:A:169:ASP:H	1.62	0.65
4:L:3:LYS:NZ	4:L:4:THR:N	2.44	0.65
3:H:230:LEU:HD12	3:H:230:LEU:O	1.97	0.65
1:A:47:LEU:HD13	1:A:56:VAL:HG21	1.79	0.65
1:C:40:ARG:O	1:C:40:ARG:HG2	1.97	0.65
3:I:35:ARG:HG2	3:I:48:ARG:HD3	1.79	0.65
4:L:10:TYR:O	4:L:23:LEU:HD23	1.97	0.64
1:C:54:PRO:O	1:C:65:GLU:HA	1.97	0.64
2:D:65:TYR:HD2	2:D:77:LEU:HD21	1.62	0.64
4:M:10:TYR:O	4:M:23:LEU:HD23	1.97	0.64
2:D:113:ARG:NH1	2:D:156:HIS:HA	2.12	0.64
1:A:143:PHE:HB2	1:A:195:PHE:CE1	2.33	0.64
3:H:273:ARG:NH1	3:H:273:ARG:HB2	2.13	0.64
2:B:30:ASN:HA	2:B:72:GLN:OE1	1.98	0.64
1:C:196:LYS:HG2	1:C:197:GLU:HG3	1.78	0.64
2:D:149:ALA:O	2:D:191:CYS:HA	1.98	0.64
2:D:105:THR:O	2:D:105:THR:HG23	1.97	0.64
2:D:144:THR:HA	2:D:196:LEU:O	1.98	0.64
2:B:46:ILE:N	2:B:46:ILE:HD12	2.12	0.64
2:D:65:TYR:CD2	2:D:77:LEU:HD21	2.32	0.64
3:H:159:TYR:CD1	3:H:163:THR:HB	2.33	0.64
1:C:34:TRP:O	1:C:46:LEU:HB2	1.97	0.64
2:D:175:ASP:OD1	2:D:176:PRO:HD2	1.98	0.64
1:A:31:TYR:O	1:A:92:VAL:HA	1.97	0.64
4:L:29:GLN:HA	4:L:61:SER:CB	2.27	0.64

Continued on next page...

Continued from previous page...

Atom-1	Atom-2	Interatomic distance (Å)	Clash overlap (Å)
2:D:66:LYS:HB2	2:D:78:ILE:HB	1.80	0.64
3:I:159:TYR:CD1	3:I:163:THR:HB	2.33	0.64
3:I:266:LEU:HD13	3:I:270:LEU:HG	1.79	0.64
2:B:211:ARG:HG3	2:B:211:ARG:HH11	1.63	0.63
2:D:1:GLU:OE1	2:D:26:THR:OG1	2.16	0.63
3:I:52:MET:HA	3:I:52:MET:CE	2.28	0.63
2:B:139:ASN:CB	2:B:140:LYS:HD2	2.28	0.63
4:M:31:HIS:HD1	4:M:32:PRO:CA	2.06	0.63
2:D:77:LEU:HD12	2:D:78:ILE:H	1.62	0.63
3:H:194:ARG:CG	3:H:195:PRO:HD2	2.29	0.63
3:H:217:TRP:CZ3	3:H:259:CYS:HB2	2.32	0.63
3:I:260:HIS:HA	3:I:270:LEU:O	1.98	0.63
3:H:222:GLU:HG3	3:H:223:GLU:N	2.14	0.63
2:D:69:ARG:HH12	2:D:72:GLN:CA	2.11	0.63
3:I:108:ARG:HG2	3:I:108:ARG:HH11	1.64	0.63
3:I:168:LEU:O	3:I:172:LEU:HG	1.99	0.63
3:I:185:PRO:HD3	3:I:263:HIS:CD2	2.34	0.63
1:A:18:LEU:HB2	1:A:80:VAL:HG11	1.80	0.63
1:A:20:LEU:HD21	1:A:112:VAL:CG1	2.27	0.63
3:H:41:GLU:HG3	3:H:42:ASN:H	1.63	0.63
4:L:41:LYS:O	4:L:42:ASN:HB2	1.99	0.63
1:C:87:VAL:HA	1:C:110:THR:O	1.98	0.63
2:D:55:THR:CG2	2:D:67:ALA:HB3	2.29	0.63
3:I:201:LEU:HD12	3:I:201:LEU:H	1.62	0.63
3:I:230:LEU:HD12	3:I:230:LEU:O	1.98	0.63
1:A:116:PRO:HG2	1:A:167:VAL:HG11	1.80	0.63
2:B:1:GLU:OE1	2:B:26:THR:OG1	2.15	0.63
2:B:246:ASP:O	2:B:247:CYS:HB2	1.97	0.63
1:A:128:LEU:HD22	2:B:146:VAL:HG12	1.80	0.63
3:H:52:MET:HA	3:H:52:MET:CE	2.29	0.63
2:D:36:ARG:NH2	2:D:85:SER:O	2.31	0.63
3:I:247:VAL:HG22	3:I:248:VAL:H	1.63	0.63
3:I:217:TRP:CZ3	3:I:259:CYS:HB2	2.33	0.62
4:M:3:LYS:O	4:M:30:PHE:HA	1.99	0.62
2:B:12:VAL:HG22	2:B:115:SER:HB2	1.80	0.62
4:L:3:LYS:HG2	4:L:29:GLN:CG	2.29	0.62
1:C:19:GLN:NE2	1:C:76:ARG:HH21	1.97	0.62
1:C:28:ALA:O	1:C:30:PRO:HD3	1.99	0.62
3:I:222:GLU:HG3	3:I:223:GLU:N	2.13	0.62
1:A:147:ASP:O	1:A:150:ILE:HG22	1.98	0.62
3:I:77:ASP:HB3	5:Q:8:LEU:HD12	1.81	0.62

Continued on next page...

Continued from previous page...

Atom-1	Atom-2	Interatomic distance (Å)	Clash overlap (Å)
4:M:75:THR:HG23	4:M:76:ASP:H	1.64	0.62
1:C:36:VAL:HG12	1:C:88:TYR:CD2	2.35	0.62
2:D:46:ILE:HG23	2:D:60:ILE:O	1.98	0.62
2:B:91:PHE:HD2	2:B:109:GLY:O	1.80	0.62
3:I:44:ARG:HA	3:I:64:THR:HG23	1.80	0.62
2:B:221:GLU:N	2:B:221:GLU:OE1	2.33	0.62
2:B:246:ASP:O	2:B:247:CYS:CB	2.46	0.62
1:C:47:LEU:HD13	1:C:56:VAL:CG2	2.24	0.62
4:M:3:LYS:HG2	4:M:29:GLN:HG3	1.81	0.62
2:B:83:THR:HG23	2:B:86:GLN:HG3	1.82	0.62
3:H:108:ARG:HH11	3:H:108:ARG:HG2	1.65	0.62
3:I:143:THR:O	3:I:147:TRP:HB2	1.99	0.62
1:A:191:CYS:N	1:A:192:GLN:HE21	1.97	0.62
1:C:162:ILE:HD11	1:C:194:ILE:HD11	1.80	0.62
4:M:41:LYS:N	4:M:46:ILE:HG13	2.14	0.62
4:M:65:LEU:C	4:M:65:LEU:HD23	2.20	0.62
2:B:148:LEU:HD12	2:B:149:ALA:N	2.15	0.61
2:B:198:VAL:HG23	2:B:199:SER:O	1.99	0.61
3:H:52:MET:HA	3:H:52:MET:HE2	1.82	0.61
3:H:205:ALA:HB2	3:H:215:LEU:HD11	1.81	0.61
2:D:14:VAL:HG12	2:D:316:LEU:O	2.01	0.61
4:M:1:ILE:HG23	4:M:2:GLN:H	1.62	0.61
1:A:6:PRO:HD2	1:A:21:ARG:HG3	1.83	0.61
1:A:129:LYS:O	1:A:133:PRO:HD3	2.00	0.61
1:A:22:CYS:HG	1:A:90:CYS:HG	0.62	0.61
1:A:45:LEU:HD11	1:A:47:LEU:O	1.99	0.61
3:H:203:CYS:HG	3:H:259:CYS:HG	0.66	0.61
2:D:51:GLY:HA2	2:D:69:ARG:NH2	2.15	0.61
3:I:205:ALA:HB2	3:I:215:LEU:HD11	1.82	0.61
4:M:3:LYS:NZ	4:M:4:THR:N	2.49	0.61
1:A:115:LEU:HD12	1:A:115:LEU:N	2.16	0.61
2:B:140:LYS:HD2	2:B:140:LYS:N	2.15	0.61
2:B:150:ARG:HH11	2:B:150:ARG:CG	2.02	0.61
2:B:205:ASN:HB3	2:B:208:ASN:ND2	2.16	0.61
2:D:316:LEU:HD22	2:D:153:PHE:CE2	2.33	0.61
3:H:35:ARG:HG2	3:H:48:ARG:HD3	1.83	0.61
3:H:50:ARG:O	3:H:53:GLU:HG2	2.00	0.61
3:H:185:PRO:HD3	3:H:263:HIS:CD2	2.36	0.61
1:C:161:PHE:CE1	2:D:179:TYR:HB3	2.29	0.61
3:I:222:GLU:HG3	3:I:223:GLU:H	1.65	0.61
2:B:159:LEU:CD2	2:B:194:SER:HB3	2.30	0.61

Continued on next page...

Continued from previous page...

Atom-1	Atom-2	Interatomic distance (Å)	Clash overlap (Å)
3:H:206:LEU:HD12	3:H:206:LEU:O	2.00	0.61
1:C:9:ARG:HA	1:C:111:LYS:O	2.01	0.61
1:C:36:VAL:HG12	1:C:88:TYR:CE2	2.36	0.61
3:I:133:TRP:CB	3:I:144:LYS:HE2	2.21	0.61
4:M:29:GLN:HA	4:M:61:SER:CB	2.29	0.61
3:H:188:HIS:HD2	3:H:204:TRP:HB2	1.66	0.61
4:L:3:LYS:HG2	4:L:29:GLN:HG3	1.83	0.61
1:A:7:ASP:OD2	1:A:21:ARG:NE	2.34	0.60
2:B:233:VAL:HG23	2:B:234:THR:N	2.15	0.60
1:C:33:PHE:O	1:C:90:CYS:HA	2.01	0.60
3:I:41:GLU:HG3	3:I:42:ASN:N	2.15	0.60
3:I:223:GLU:O	3:I:225:ILE:N	2.34	0.60
2:B:16:GLY:HA2	2:B:81:LEU:CD1	2.31	0.60
2:D:14:VAL:HA	2:D:316:LEU:O	2.01	0.60
4:M:36:GLU:O	4:M:82:VAL:HA	2.01	0.60
1:A:126:TYR:CE2	2:B:136:GLU:HA	2.36	0.60
1:A:198:THR:OG1	1:A:203:ASN:N	2.33	0.60
2:B:9:ARG:HG2	2:B:9:ARG:HH11	1.65	0.60
2:B:143:ALA:O	2:B:197:ARG:HG3	2.01	0.60
3:H:222:GLU:HG3	3:H:223:GLU:H	1.66	0.60
1:C:80:VAL:HG23	1:C:80:VAL:O	2.02	0.60
2:D:10:ASN:N	2:D:10:ASN:ND2	2.49	0.60
4:M:35:ILE:CG2	4:M:37:ILE:HD11	2.29	0.60
2:B:222:GLU:O	2:B:223:ASP:HB2	2.02	0.60
3:H:178:THR:HG22	3:H:179:LEU:N	2.17	0.60
4:L:75:THR:HG23	4:L:76:ASP:H	1.66	0.60
4:M:5:PRO:HD3	4:M:84:HIS:HD1	1.66	0.60
1:A:168:LEU:HD11	2:B:171:GLY:C	2.22	0.60
4:L:3:LYS:O	4:L:30:PHE:HA	2.01	0.60
3:H:273:ARG:HB2	3:H:273:ARG:HH11	1.66	0.60
1:C:155:THR:HG21	1:C:160:THR:O	2.02	0.60
3:I:215:LEU:HD21	3:I:261:VAL:HG13	1.84	0.60
3:I:273:ARG:HB2	3:I:273:ARG:HH11	1.67	0.60
2:B:125:PRO:O	2:B:237:ILE:HD13	2.01	0.60
2:B:215:GLN:HA	2:B:236:ASN:OD1	2.01	0.60
3:H:215:LEU:HD21	3:H:261:VAL:HG13	1.83	0.60
1:C:20:LEU:HD21	1:C:112:VAL:CG1	2.30	0.60
1:C:82:TRP:HE1	1:C:167:VAL:HG11	1.66	0.60
1:A:82:TRP:HA	1:A:114:VAL:HG11	1.82	0.60
3:H:44:ARG:HA	3:H:64:THR:HG23	1.82	0.60
1:C:31:TYR:O	1:C:92:VAL:HA	2.00	0.60

Continued on next page...

Continued from previous page...

Atom-1	Atom-2	Interatomic distance (Å)	Clash overlap (Å)
1:C:82:TRP:HA	1:C:114:VAL:HG11	1.83	0.60
1:C:183:TRP:HH2	2:D:191:CYS:HG	1.47	0.60
2:D:84:PRO:CA	2:D:116:VAL:HB	2.32	0.60
3:H:41:GLU:HG3	3:H:42:ASN:N	2.17	0.59
4:L:41:LYS:N	4:L:46:ILE:HG13	2.16	0.59
1:C:47:LEU:HD21	1:C:58:GLY:HA3	1.84	0.59
1:C:168:LEU:HD12	1:C:169:ASP:N	2.16	0.59
3:I:36:PHE:HB2	3:I:45:TYR:CD1	2.37	0.59
1:A:26:TYR:CD2	1:A:28:ALA:HB3	2.37	0.59
1:A:37:GLN:HB3	1:A:87:VAL:HG23	1.84	0.59
2:D:207:ARG:HA	2:D:207:ARG:HE	1.66	0.59
5:Q:4:ARG:O	5:Q:4:ARG:HG2	2.01	0.59
2:B:129:LEU:HD23	2:B:241:ALA:CB	2.33	0.59
3:H:32:GLU:OE2	3:H:48:ARG:HG3	2.02	0.59
1:C:144:THR:HA	1:C:178:ASN:O	2.03	0.59
1:A:136:GLN:O	1:A:137:ASP:CB	2.50	0.59
1:A:159:GLY:O	1:A:184:SER:HA	2.02	0.59
1:C:75:LEU:HD12	1:C:76:ARG:H	1.66	0.59
3:I:194:ARG:CG	3:I:195:PRO:HD2	2.31	0.59
3:H:143:THR:O	3:H:147:TRP:HB2	2.02	0.59
4:L:5:PRO:HD3	4:L:84:HIS:HD1	1.68	0.59
2:D:136:GLU:OE2	2:D:143:ALA:HA	2.03	0.59
3:H:98:ILE:HB	3:H:115:GLN:HB2	1.85	0.59
2:D:127:VAL:HG12	2:D:237:ILE:HG22	1.85	0.59
3:I:13:SER:HA	3:I:20:PRO:HB3	1.83	0.59
4:M:3:LYS:HG2	4:M:29:GLN:CG	2.31	0.59
2:B:7:SER:HA	2:B:8:PRO:C	2.23	0.59
1:C:65:GLU:O	1:C:65:GLU:HG3	2.01	0.59
1:A:154:LYS:HA	1:A:162:ILE:HD12	1.84	0.59
3:H:77:ASP:HB3	5:P:8:LEU:HD12	1.85	0.59
2:D:154:PRO:C	2:D:156:HIS:H	2.06	0.59
3:I:213:ILE:HG13	3:I:262:TYR:O	2.02	0.59
1:A:160:THR:HA	1:A:183:TRP:O	2.03	0.58
3:I:183:ASP:HB2	3:I:209:TYR:HB3	1.84	0.58
2:B:129:LEU:HD11	2:B:145:LEU:HB3	1.85	0.58
1:C:92:VAL:HG22	1:C:105:THR:HB	1.85	0.58
1:C:132:ASP:HB3	1:C:135:SER:HB3	1.84	0.58
1:A:196:LYS:HG2	1:A:197:GLU:HG3	1.84	0.58
3:H:24:GLU:OE1	5:P:2:ILE:HG21	2.03	0.58
3:I:178:THR:HG22	3:I:179:LEU:N	2.19	0.58
3:I:214:THR:O	3:I:215:LEU:HD23	2.02	0.58

Continued on next page...

Continued from previous page...

Atom-1	Atom-2	Interatomic distance (Å)	Clash overlap (Å)
1:A:33:PHE:HB2	1:A:91:ALA:HB3	1.86	0.58
1:A:111:LYS:HG3	1:A:113:ILE:HD11	1.85	0.58
1:A:179:GLY:HA3	2:B:195:ARG:NH1	2.18	0.58
3:H:13:SER:HA	3:H:20:PRO:CB	2.33	0.58
3:H:260:HIS:HA	3:H:270:LEU:O	2.03	0.58
4:L:1:ILE:HG12	4:L:2:GLN:HG3	1.85	0.58
4:L:36:GLU:O	4:L:82:VAL:HA	2.04	0.58
1:C:52:GLY:O	1:C:54:PRO:HD3	2.03	0.58
1:C:82:TRP:HD1	1:C:116:PRO:HG2	1.69	0.58
2:B:19:VAL:H	2:B:79:LEU:HD11	1.68	0.58
4:M:40:LEU:HA	4:M:46:ILE:CG1	2.31	0.58
1:A:82:TRP:O	1:A:84:ASP:N	2.37	0.58
3:H:61:GLU:O	3:H:65:GLN:HG3	2.04	0.58
1:C:118:ILE:C	1:C:120:ASN:H	2.07	0.58
3:H:102:GLU:O	3:H:109:LEU:HD12	2.03	0.58
1:C:85:SER:CB	1:C:114:VAL:HG12	2.19	0.58
3:I:185:PRO:HD3	3:I:263:HIS:HD2	1.69	0.58
3:I:13:SER:HA	3:I:20:PRO:CB	2.32	0.58
1:A:128:LEU:HD22	2:B:146:VAL:CG1	2.33	0.57
1:A:170:MET:C	1:A:172:ALA:H	2.07	0.57
3:H:13:SER:HA	3:H:20:PRO:HB3	1.84	0.57
1:C:38:TYR:HB3	1:C:39:PRO:HD2	1.85	0.57
1:A:140:LEU:HD11	1:A:181:ILE:HG23	1.86	0.57
4:L:95:TRP:CE2	4:L:97:ARG:HA	2.39	0.57
2:D:125:PRO:HD3	2:D:216:PHE:CG	2.39	0.57
3:I:46:GLU:CG	3:I:47:PRO:HD2	2.29	0.57
2:B:36:ARG:NH2	2:B:85:SER:O	2.37	0.57
3:I:50:ARG:O	3:I:53:GLU:HG2	2.04	0.57
2:B:120:ARG:HA	2:B:225:TRP:CZ3	2.39	0.57
1:C:18:LEU:HD12	1:C:19:GLN:N	2.19	0.57
1:C:82:TRP:CD1	1:C:116:PRO:HG2	2.39	0.57
4:M:65:LEU:HD23	4:M:65:LEU:O	2.04	0.57
1:A:10:VAL:HB	1:A:112:VAL:CG1	2.19	0.57
2:B:10:ASN:N	2:B:10:ASN:ND2	2.50	0.57
3:H:14:ARG:N	3:H:20:PRO:HG3	2.17	0.57
4:L:1:ILE:HG23	4:L:2:GLN:H	1.69	0.57
4:L:35:ILE:CG2	4:L:37:ILE:HD11	2.31	0.57
2:D:7:SER:HA	2:D:8:PRO:C	2.25	0.57
4:M:41:LYS:H	4:M:46:ILE:HG13	1.69	0.57
2:B:119:LEU:C	2:B:121:ASN:H	2.07	0.57
3:H:36:PHE:HB2	3:H:45:TYR:CD1	2.39	0.57

Continued on next page...

Continued from previous page...

Atom-1	Atom-2	Interatomic distance (Å)	Clash overlap (Å)
2:D:46:ILE:HG13	2:D:60:ILE:HB	1.86	0.57
2:D:95:GLY:O	2:D:97:GLY:N	2.36	0.57
1:A:18:LEU:HB2	1:A:80:VAL:CG1	2.34	0.57
3:H:213:ILE:HG13	3:H:262:TYR:O	2.05	0.57
2:D:24:ASN:O	2:D:25:GLN:HB2	2.05	0.57
2:D:132:PRO:HG2	2:D:143:ALA:HB1	1.87	0.57
1:A:1:GLN:OE1	1:A:100:PHE:N	2.37	0.57
1:A:24:TYR:HH	1:A:66:PHE:HE2	1.52	0.57
3:H:77:ASP:O	3:H:81:LEU:HG	2.05	0.57
2:D:46:ILE:O	2:D:58:GLY:N	2.38	0.57
4:M:95:TRP:CE2	4:M:97:ARG:HA	2.39	0.57
1:A:82:TRP:HA	1:A:114:VAL:CG1	2.33	0.57
2:B:224:LYS:HE2	2:B:224:LYS:CA	2.31	0.57
4:L:65:LEU:HD23	4:L:65:LEU:O	2.04	0.57
3:I:15:PRO:CB	3:I:89:LYS:HE3	2.31	0.57
1:A:40:ARG:NH1	2:B:158:GLU:OE2	2.37	0.57
2:B:15:THR:CG2	2:B:16:GLY:N	2.67	0.57
3:H:46:GLU:CG	3:H:47:PRO:HD2	2.28	0.57
3:H:234:ARG:HH11	4:L:8:GLN:HE21	1.51	0.57
3:H:266:LEU:HD13	3:H:270:LEU:HG	1.85	0.57
1:C:7:ASP:O	1:C:110:THR:HG23	2.04	0.56
2:D:171:GLY:O	2:D:196:LEU:HA	2.05	0.56
3:H:145:HIS:CD2	3:H:145:HIS:H	2.23	0.56
2:D:159:LEU:CD1	2:D:212:CYS:SG	2.88	0.56
1:A:93:SER:HB2	1:A:104:LEU:HD23	1.87	0.56
2:B:174:THR:HA	2:B:194:SER:HB2	1.87	0.56
1:C:22:CYS:H	1:C:74:HIS:CD2	2.24	0.56
1:C:181:ILE:HG22	1:C:182:ALA:N	2.20	0.56
4:M:59:ASP:OD1	4:M:61:SER:OG	2.23	0.56
1:A:85:SER:O	1:A:86:ALA:HB2	2.05	0.56
2:B:150:ARG:NH1	2:B:150:ARG:CG	2.65	0.56
3:H:117:ALA:HB2	4:L:60:TRP:CE2	2.40	0.56
2:D:120:ARG:HA	2:D:225:TRP:CZ3	2.41	0.56
2:B:88:SER:OG	2:B:89:VAL:N	2.39	0.56
2:B:215:GLN:OE1	2:B:217:HIS:HE1	1.88	0.56
4:L:52:SER:O	4:L:64:ILE:CD1	2.53	0.56
4:M:41:LYS:O	4:M:42:ASN:HB2	2.05	0.56
2:B:31:ASN:N	2:B:31:ASN:OD1	2.39	0.56
4:L:40:LEU:HA	4:L:46:ILE:CG1	2.34	0.56
1:C:159:GLY:O	1:C:184:SER:HA	2.05	0.56
1:C:168:LEU:HD11	2:D:171:GLY:C	2.25	0.56

Continued on next page...

Continued from previous page...

Atom-1	Atom-2	Interatomic distance (Å)	Clash overlap (Å)
3:I:77:ASP:O	3:I:81:LEU:HG	2.06	0.56
3:I:97:VAL:HA	3:I:115:GLN:O	2.06	0.56
3:I:147:TRP:HE1	5:Q:8:LEU:HA	1.71	0.56
2:B:46:ILE:O	2:B:47:HIS:ND1	2.38	0.56
3:H:185:PRO:HD3	3:H:263:HIS:HD2	1.71	0.56
1:C:26:TYR:CZ	1:C:99:GLY:HA3	2.40	0.56
2:D:121:ASN:HD21	2:D:187:TYR:HD2	1.53	0.56
3:H:15:PRO:CB	3:H:89:LYS:HE3	2.36	0.56
2:D:83:THR:HG22	2:D:86:GLN:NE2	2.20	0.56
3:I:61:GLU:O	3:I:65:GLN:HG3	2.05	0.56
2:B:44:ARG:HD2	2:B:60:ILE:HD11	1.87	0.56
3:H:203:CYS:CB	3:H:259:CYS:HG	2.15	0.56
1:C:10:VAL:N	1:C:111:LYS:O	2.37	0.56
2:D:84:PRO:HB3	2:D:116:VAL:O	2.05	0.56
2:D:119:LEU:C	2:D:121:ASN:H	2.09	0.56
3:H:74:PHE:HA	3:H:77:ASP:OD2	2.06	0.55
2:D:73:GLU:CD	2:D:73:GLU:H	2.08	0.55
3:I:123:TYR:HE2	5:Q:8:LEU:HD22	1.70	0.55
3:I:135:ALA:HB1	3:I:140:ALA:CB	2.36	0.55
3:I:206:LEU:HD12	3:I:206:LEU:O	2.06	0.55
2:D:21:LEU:HD23	2:D:21:LEU:H	1.71	0.55
2:D:152:PHE:CE1	2:D:190:TYR:HB2	2.41	0.55
4:M:1:ILE:HG12	4:M:2:GLN:HG3	1.88	0.55
4:M:21:ASN:ND2	4:M:22:ILE:H	2.05	0.55
3:I:183:ASP:HB2	3:I:209:TYR:H	1.71	0.55
1:A:191:CYS:HB2	1:A:192:GLN:NE2	2.21	0.55
2:B:220:SER:HB2	2:B:222:GLU:O	2.06	0.55
2:D:51:GLY:HA2	2:D:69:ARG:CZ	2.36	0.55
3:I:126:LEU:HD22	3:I:156:LEU:CD1	2.29	0.55
4:M:52:SER:O	4:M:64:ILE:CD1	2.55	0.55
1:A:49:TYR:CE2	1:A:66:PHE:CG	2.95	0.55
1:A:161:PHE:HB3	1:A:183:TRP:CH2	2.42	0.55
4:L:10:TYR:HD1	4:L:11:SER:O	1.89	0.55
3:I:234:ARG:HH12	4:M:99:MET:C	2.08	0.55
3:I:273:ARG:HH11	3:I:273:ARG:CB	2.20	0.55
4:M:10:TYR:HD1	4:M:11:SER:O	1.89	0.55
1:A:19:GLN:HE22	1:A:76:ARG:NH2	1.98	0.55
1:A:56:VAL:HG21	1:A:73:PHE:HZ	1.72	0.55
2:B:33:TYR:N	2:B:93:ALA:O	2.40	0.55
2:D:235:GLN:HE21	2:D:237:ILE:HD11	1.71	0.55
3:I:15:PRO:HD2	3:I:92:SER:HB2	1.88	0.55

Continued on next page...

Continued from previous page...

Atom-1	Atom-2	Interatomic distance (Å)	Clash overlap (Å)
3:I:74:PHE:HA	3:I:77:ASP:OD2	2.07	0.55
1:A:22:CYS:CB	1:A:90:CYS:HG	2.18	0.55
3:H:143:THR:O	3:H:143:THR:HG22	2.05	0.55
3:H:206:LEU:HD12	3:H:206:LEU:C	2.27	0.55
1:C:24:TYR:HE2	1:C:32:LEU:HD11	1.72	0.55
5:Q:2:ILE:HD11	5:Q:5:TYR:OH	2.06	0.55
2:B:145:LEU:HD12	2:B:145:LEU:N	2.22	0.55
5:P:4:ARG:O	5:P:4:ARG:HG2	2.07	0.55
1:C:129:LYS:HD2	1:C:129:LYS:N	2.21	0.55
3:I:5:LEU:O	3:I:100:GLY:HA2	2.07	0.55
1:A:132:ASP:O	1:A:134:ARG:N	2.40	0.55
4:M:3:LYS:HZ1	4:M:4:THR:H	1.55	0.55
2:B:16:GLY:HA2	2:B:81:LEU:HD12	1.89	0.54
1:C:168:LEU:HB2	2:D:173:SER:HB2	1.88	0.54
2:D:235:GLN:NE2	2:D:237:ILE:HD11	2.22	0.54
4:M:55:SER:HB2	4:M:63:TYR:CZ	2.42	0.54
1:A:10:VAL:O	1:A:112:VAL:HA	2.07	0.54
3:H:190:THR:O	3:H:201:LEU:HA	2.07	0.54
1:C:61:GLY:O	1:C:77:LYS:HG3	2.07	0.54
2:D:8:PRO:HD2	2:D:21:LEU:HA	1.90	0.54
1:A:181:ILE:HD12	2:B:193:SER:HB2	1.90	0.54
1:C:181:ILE:HD12	2:D:193:SER:HB2	1.89	0.54
2:D:153:PHE:HB3	2:D:154:PRO:HD3	1.88	0.54
1:A:205:THR:HG22	1:A:205:THR:O	2.08	0.54
3:H:123:TYR:HE2	5:P:8:LEU:HD22	1.73	0.54
2:D:154:PRO:O	2:D:156:HIS:N	2.39	0.54
3:I:117:ALA:HB2	4:M:60:TRP:CZ2	2.42	0.54
1:A:7:ASP:CG	1:A:21:ARG:HH21	2.10	0.54
1:A:164:ASP:O	1:A:166:THR:HG23	2.08	0.54
2:B:19:VAL:O	2:B:79:LEU:HD11	2.08	0.54
3:H:5:LEU:O	3:H:100:GLY:HA2	2.08	0.54
1:C:36:VAL:HG13	1:C:46:LEU:HG	1.89	0.54
3:H:223:GLU:O	3:H:225:ILE:N	2.40	0.54
4:L:25:CYS:HB3	4:L:39:MET:HE1	1.89	0.54
2:B:23:CYS:HB3	2:B:75:PHE:O	2.08	0.54
3:H:148:GLU:HG3	3:H:149:GLN:N	2.23	0.54
3:H:273:ARG:HH11	3:H:273:ARG:CB	2.20	0.54
1:C:194:ILE:CG2	1:C:195:PHE:H	2.13	0.54
2:D:12:VAL:HG22	2:D:115:SER:CB	2.33	0.54
4:M:28:THR:HG22	4:M:63:TYR:HB2	1.90	0.54
1:A:22:CYS:CB	1:A:90:CYS:SG	2.95	0.54

Continued on next page...

Continued from previous page...

Atom-1	Atom-2	Interatomic distance (Å)	Clash overlap (Å)
4:L:4:THR:O	4:L:6:GLN:NE2	2.41	0.54
4:L:40:LEU:CA	4:L:46:ILE:HG13	2.36	0.54
4:L:55:SER:HB2	4:L:63:TYR:CZ	2.43	0.54
2:D:17:GLY:N	2:D:82:ALA:HB3	2.23	0.54
2:D:46:ILE:N	2:D:46:ILE:HD12	2.23	0.54
5:Q:5:TYR:CD1	5:Q:5:TYR:N	2.70	0.54
3:I:190:THR:O	3:I:201:LEU:HA	2.07	0.54
2:B:155:ASP:C	2:B:155:ASP:OD2	2.45	0.53
4:L:9:VAL:HG12	4:L:23:LEU:HD21	1.89	0.53
1:C:34:TRP:NE1	1:C:73:PHE:O	2.40	0.53
3:I:60:TRP:O	3:I:64:THR:OG1	2.23	0.53
4:M:25:CYS:HB3	4:M:39:MET:HE1	1.91	0.53
2:B:69:ARG:HH12	2:B:72:GLN:C	2.12	0.53
1:C:133:PRO:O	1:C:134:ARG:HG3	2.07	0.53
3:I:231:VAL:O	3:I:232:GLU:C	2.46	0.53
2:B:213:GLN:O	2:B:213:GLN:HG3	2.08	0.53
3:I:217:TRP:O	3:I:224:LEU:HB2	2.08	0.53
1:A:211:VAL:HG23	1:A:211:VAL:O	2.09	0.53
1:C:140:LEU:HD11	1:C:181:ILE:CG2	2.39	0.53
2:D:127:VAL:HG13	2:D:239:ALA:HB2	1.89	0.53
1:A:132:ASP:C	1:A:134:ARG:H	2.12	0.53
2:B:211:ARG:HG3	2:B:211:ARG:NH1	2.23	0.53
3:H:97:VAL:HA	3:H:115:GLN:O	2.08	0.53
5:P:3:TYR:CG	5:P:4:ARG:N	2.75	0.53
1:C:102:SER:OG	2:D:31:ASN:ND2	2.42	0.53
1:C:115:LEU:HD12	1:C:115:LEU:N	2.24	0.53
1:A:188:SER:O	1:A:189:PHE:HD1	1.92	0.53
2:B:125:PRO:O	2:B:237:ILE:CD1	2.56	0.53
3:H:147:TRP:HE1	5:P:8:LEU:HA	1.74	0.53
3:H:148:GLU:CG	3:H:149:GLN:H	2.21	0.53
4:L:21:ASN:ND2	4:L:22:ILE:H	2.07	0.53
4:L:59:ASP:OD1	4:L:61:SER:OG	2.25	0.53
1:C:10:VAL:HG23	1:C:110:THR:CG2	2.38	0.53
1:C:174:ASP:OD1	1:C:174:ASP:O	2.27	0.53
4:M:40:LEU:CB	4:M:45:LYS:HA	2.37	0.53
1:A:161:PHE:CE1	2:B:179:TYR:HB3	2.43	0.53
3:H:9:VAL:HB	3:H:97:VAL:HG23	1.87	0.53
1:C:26:TYR:OH	1:C:99:GLY:HA3	2.08	0.53
3:H:147:TRP:NE1	5:P:7:GLY:O	2.41	0.53
5:P:5:TYR:CD1	5:P:5:TYR:N	2.72	0.53
1:C:53:ASP:OD2	1:C:55:VAL:HG23	2.09	0.53

Continued on next page...

Continued from previous page...

Atom-1	Atom-2	Interatomic distance (Å)	Clash overlap (Å)
3:I:15:PRO:HB3	3:I:89:LYS:CE	2.35	0.53
3:I:98:ILE:HB	3:I:115:GLN:HB2	1.90	0.53
4:M:31:HIS:CD2	4:M:62:PHE:HE1	2.27	0.53
1:A:115:LEU:HD12	1:A:115:LEU:H	1.72	0.53
1:C:36:VAL:HG23	1:C:36:VAL:O	2.09	0.53
1:C:114:VAL:O	1:C:114:VAL:HG13	2.08	0.53
1:C:168:LEU:HD11	2:D:171:GLY:HA2	1.91	0.53
1:A:168:LEU:HD11	2:B:172:VAL:N	2.23	0.53
2:B:19:VAL:H	2:B:79:LEU:HD13	1.73	0.53
3:H:135:ALA:HB1	3:H:140:ALA:CB	2.39	0.53
3:H:143:THR:O	3:H:143:THR:CG2	2.56	0.53
4:M:40:LEU:CA	4:M:46:ILE:HG13	2.35	0.53
2:B:1:GLU:O	2:B:2:ALA:HB3	2.09	0.52
3:I:14:ARG:N	3:I:20:PRO:HG3	2.20	0.52
1:A:36:VAL:HG12	1:A:88:TYR:CD2	2.44	0.52
1:A:168:LEU:O	1:A:176:LYS:HA	2.09	0.52
2:B:11:LYS:O	2:B:114:LEU:HD12	2.09	0.52
2:B:21:LEU:H	2:B:21:LEU:CD2	2.22	0.52
1:C:10:VAL:HG23	1:C:110:THR:HG21	1.90	0.52
1:C:129:LYS:HZ1	1:C:208:SER:HG	1.53	0.52
3:I:24:GLU:OE1	5:Q:2:ILE:HG21	2.09	0.52
3:H:199:VAL:HG13	3:H:249:VAL:CG2	2.40	0.52
1:C:106:PHE:CZ	2:D:108:PHE:HZ	2.27	0.52
2:D:12:VAL:HG23	2:D:156:HIS:CE1	2.44	0.52
3:I:32:GLU:OE2	3:I:48:ARG:HG3	2.09	0.52
3:I:127:ASN:N	3:I:127:ASN:HD22	2.06	0.52
2:B:30:ASN:OD1	3:H:146:LYS:HE2	2.10	0.52
2:B:207:ARG:HA	2:B:207:ARG:NE	2.24	0.52
2:D:118:ASP:O	2:D:121:ASN:HB3	2.09	0.52
3:I:268:GLU:O	3:I:268:GLU:OE1	2.27	0.52
4:M:3:LYS:HE2	4:M:3:LYS:HA	1.92	0.52
1:A:15:GLY:HA2	1:A:81:HIS:CE1	2.44	0.52
2:B:153:PHE:O	2:B:155:ASP:N	2.43	0.52
3:H:268:GLU:OE1	3:H:268:GLU:O	2.28	0.52
3:I:148:GLU:CG	3:I:149:GLN:H	2.22	0.52
1:A:196:LYS:C	1:A:197:GLU:HG3	2.29	0.52
2:B:65:TYR:CD2	2:B:77:LEU:HD21	2.45	0.52
3:H:214:THR:O	3:H:215:LEU:HD23	2.09	0.52
4:L:5:PRO:HA	4:L:28:THR:O	2.09	0.52
1:A:192:GLN:NE2	1:A:192:GLN:N	2.43	0.52
3:H:102:GLU:O	3:H:110:LEU:N	2.43	0.52

Continued on next page...

Continued from previous page...

Atom-1	Atom-2	Interatomic distance (Å)	Clash overlap (Å)
3:H:199:VAL:HG13	3:H:249:VAL:HG23	1.91	0.52
1:C:24:TYR:CE2	1:C:32:LEU:HD11	2.45	0.52
1:C:43:LEU:N	1:C:43:LEU:HD12	2.24	0.52
3:I:49:ALA:HB1	3:I:51:TRP:NE1	2.25	0.52
3:I:262:TYR:CD1	3:I:269:PRO:HB3	2.45	0.52
5:Q:3:TYR:CG	5:Q:4:ARG:N	2.76	0.52
1:A:37:GLN:O	1:A:86:ALA:HB1	2.09	0.52
1:A:168:LEU:HD13	2:B:172:VAL:O	2.09	0.52
2:B:153:PHE:O	2:B:154:PRO:C	2.44	0.52
2:B:208:ASN:HB3	2:B:210:PHE:CE1	2.45	0.52
1:C:24:TYR:CD1	1:C:24:TYR:C	2.82	0.52
1:C:160:THR:HG23	1:C:183:TRP:O	2.10	0.52
2:D:11:LYS:HD2	2:D:12:VAL:H	1.74	0.52
2:D:32:MET:HA	2:D:93:ALA:O	2.10	0.52
2:D:202:PHE:O	2:D:208:ASN:ND2	2.42	0.52
3:I:28:VAL:O	3:I:31:THR:HB	2.10	0.52
3:H:231:VAL:O	3:H:232:GLU:C	2.48	0.52
4:L:1:ILE:O	4:L:2:GLN:HG3	2.10	0.52
1:C:160:THR:HA	1:C:183:TRP:O	2.10	0.52
2:D:162:TRP:CA	2:D:166:LYS:O	2.57	0.52
3:I:145:HIS:H	3:I:145:HIS:CD2	2.28	0.52
3:H:55:GLU:OE1	3:H:59:TYR:CD1	2.63	0.51
3:H:151:GLY:O	3:H:154:GLU:HB2	2.10	0.51
2:D:72:GLN:NE2	2:D:72:GLN:HA	2.25	0.51
3:I:148:GLU:CG	3:I:149:GLN:N	2.73	0.51
1:A:163:THR:HG21	2:B:193:SER:OG	2.09	0.51
1:A:183:TRP:C	1:A:183:TRP:CD1	2.84	0.51
2:B:171:GLY:O	2:B:196:LEU:HA	2.10	0.51
3:H:203:CYS:CB	3:H:259:CYS:SG	2.98	0.51
1:C:163:THR:HG21	2:D:193:SER:OG	2.10	0.51
1:C:1:GLN:OE1	1:C:100:PHE:N	2.43	0.51
2:B:69:ARG:HH12	2:B:72:GLN:CA	2.24	0.51
3:H:247:VAL:CG2	3:H:248:VAL:N	2.74	0.51
4:L:21:ASN:CG	4:L:22:ILE:H	2.12	0.51
4:L:41:LYS:H	4:L:46:ILE:HG13	1.75	0.51
1:C:168:LEU:HB3	2:D:195:ARG:HH21	1.75	0.51
2:D:70:PRO:HG2	2:D:71:SER:H	1.76	0.51
3:I:10:THR:O	3:I:22:TYR:HA	2.11	0.51
3:I:148:GLU:HG3	3:I:149:GLN:N	2.25	0.51
4:M:35:ILE:HG13	4:M:84:HIS:HB2	1.93	0.51
3:H:148:GLU:CG	3:H:149:GLN:N	2.74	0.51

Continued on next page...

Continued from previous page...

Atom-1	Atom-2	Interatomic distance (Å)	Clash overlap (Å)
1:C:125:VAL:HB	1:C:205:THR:HA	1.92	0.51
4:M:5:PRO:HA	4:M:28:THR:O	2.11	0.51
2:B:46:ILE:HG23	2:B:60:ILE:O	2.10	0.51
3:H:28:VAL:O	3:H:31:THR:HB	2.11	0.51
3:H:219:LEU:O	3:H:220:ASN:CG	2.48	0.51
1:C:32:LEU:CD2	1:C:92:VAL:HG12	2.41	0.51
3:I:78:LEU:O	3:I:82:LEU:HG	2.10	0.51
1:C:190:THR:O	1:C:192:GLN:N	2.44	0.51
2:D:94:SER:O	2:D:106:LEU:HD22	2.10	0.51
3:I:250:PRO:O	3:I:253:LYS:HB2	2.11	0.51
2:B:127:VAL:HG11	2:B:237:ILE:HG22	1.93	0.51
3:H:242:GLN:NE2	4:L:12:ARG:O	2.43	0.51
4:L:3:LYS:HA	4:L:3:LYS:HE2	1.93	0.51
1:C:136:GLN:O	1:C:137:ASP:CB	2.59	0.51
1:A:22:CYS:N	1:A:74:HIS:CD2	2.70	0.51
2:B:15:THR:C	2:B:17:GLY:H	2.13	0.51
2:B:27:ASN:O	2:B:29:HIS:N	2.44	0.51
3:H:127:ASN:N	3:H:127:ASN:HD22	2.07	0.51
3:H:262:TYR:CD1	3:H:269:PRO:HB3	2.46	0.51
2:D:164:ASN:CA	2:D:209:HIS:HB3	2.41	0.51
3:I:147:TRP:NE1	5:Q:7:GLY:O	2.44	0.51
4:M:96:ASP:O	4:M:96:ASP:OD1	2.29	0.51
2:B:225:TRP:HB2	2:B:231:LYS:HG3	1.93	0.51
3:H:81:LEU:CD1	3:H:95:ILE:HD11	2.41	0.51
3:H:247:VAL:CG2	3:H:248:VAL:H	2.24	0.51
3:H:250:PRO:O	3:H:253:LYS:HB2	2.11	0.51
4:L:82:VAL:HG23	4:L:87:MET:HE1	1.93	0.51
1:C:19:GLN:HE22	1:C:76:ARG:HH21	1.57	0.51
2:D:123:THR:O	2:D:152:PHE:HA	2.11	0.51
3:I:199:VAL:HG13	3:I:249:VAL:CG2	2.41	0.51
1:A:173:MET:SD	1:A:174:ASP:HB2	2.51	0.50
3:H:28:VAL:HG11	3:H:179:LEU:HD11	1.93	0.50
3:H:129:ASP:OD1	3:H:131:LYS:N	2.44	0.50
3:I:199:VAL:HG13	3:I:249:VAL:HG23	1.93	0.50
3:I:254:GLU:CD	3:I:254:GLU:H	2.14	0.50
1:A:35:TYR:CD2	1:A:44:GLN:O	2.64	0.50
1:A:126:TYR:N	1:A:126:TYR:CD1	2.79	0.50
2:B:9:ARG:HG2	2:B:9:ARG:NH1	2.26	0.50
2:B:12:VAL:HG12	2:B:13:ALA:N	2.25	0.50
2:B:140:LYS:O	2:B:141:GLN:HB2	2.12	0.50
4:L:84:HIS:O	4:L:86:SER:N	2.44	0.50

Continued on next page...

Continued from previous page...

Atom-1	Atom-2	Interatomic distance (Å)	Clash overlap (Å)
1:C:43:LEU:HD12	1:C:43:LEU:H	1.77	0.50
3:I:206:LEU:HD12	3:I:206:LEU:C	2.31	0.50
3:I:234:ARG:HD3	4:M:8:GLN:NE2	2.24	0.50
1:A:47:LEU:HD13	1:A:56:VAL:CG2	2.41	0.50
2:D:2:ALA:HB1	2:D:107:TYR:HE2	1.76	0.50
2:B:153:PHE:HB3	2:B:154:PRO:HD3	1.94	0.50
4:L:31:HIS:HD1	4:L:32:PRO:CA	2.10	0.50
2:D:45:LEU:HD21	2:D:48:TYR:HD2	1.75	0.50
3:I:55:GLU:OE1	3:I:59:TYR:CD1	2.65	0.50
3:I:167:TRP:O	3:I:170:ARG:N	2.45	0.50
4:M:1:ILE:CG2	4:M:2:GLN:N	2.74	0.50
4:M:21:ASN:CG	4:M:22:ILE:H	2.15	0.50
2:B:131:GLU:CG	2:B:203:TRP:HH2	2.24	0.50
3:H:201:LEU:HD12	3:H:201:LEU:N	2.26	0.50
2:D:16:GLY:N	2:D:82:ALA:HB3	2.27	0.50
4:M:4:THR:O	4:M:6:GLN:NE2	2.45	0.50
1:A:10:VAL:HG23	1:A:110:THR:HG21	1.94	0.50
3:H:219:LEU:HB3	3:H:222:GLU:HB3	1.93	0.50
2:D:33:TYR:N	2:D:33:TYR:CD1	2.79	0.50
3:I:41:GLU:CG	3:I:42:ASN:H	2.24	0.50
4:M:9:VAL:HG12	4:M:23:LEU:HD21	1.91	0.50
2:B:91:PHE:CD2	2:B:109:GLY:O	2.63	0.50
4:L:24:ASN:HD22	4:L:65:LEU:HD11	1.75	0.50
3:I:102:GLU:O	3:I:110:LEU:N	2.44	0.50
1:A:161:PHE:HE1	2:B:179:TYR:HB3	1.76	0.50
3:H:217:TRP:O	3:H:224:LEU:HB2	2.12	0.50
1:C:72:SER:HB2	1:C:74:HIS:CD2	2.47	0.50
1:C:106:PHE:CD1	1:C:106:PHE:N	2.80	0.50
1:A:64:ALA:HB3	1:A:73:PHE:CZ	2.46	0.50
2:B:6:GLN:OE1	2:B:91:PHE:HA	2.12	0.50
2:B:9:ARG:O	2:B:112:THR:HA	2.12	0.50
3:I:219:LEU:HB3	3:I:222:GLU:HB3	1.94	0.50
1:C:186:GLN:O	1:C:187:THR:C	2.50	0.49
3:I:14:ARG:HB2	3:I:18:GLY:O	2.12	0.49
4:M:3:LYS:HZ1	4:M:4:THR:N	2.09	0.49
4:M:24:ASN:HD22	4:M:65:LEU:HD11	1.77	0.49
1:A:7:ASP:OD2	1:A:21:ARG:NH2	2.45	0.49
1:A:177:SER:HB3	2:B:197:ARG:NH1	2.28	0.49
3:H:63:GLU:O	3:H:66:LYS:HB3	2.12	0.49
1:C:35:TYR:O	1:C:89:PHE:N	2.42	0.49
1:C:60:ASN:O	1:C:62:PHE:CD1	2.65	0.49

Continued on next page...

Continued from previous page...

Atom-1	Atom-2	Interatomic distance (Å)	Clash overlap (Å)
2:D:41:HIS:HB3	2:D:44:ARG:HD3	1.94	0.49
3:I:9:VAL:HB	3:I:97:VAL:HG23	1.91	0.49
1:A:26:TYR:HE2	1:A:28:ALA:HB3	1.72	0.49
1:A:112:VAL:C	1:A:113:ILE:HD12	2.32	0.49
1:A:132:ASP:HB3	1:A:138:SER:OG	2.13	0.49
3:H:15:PRO:HD2	3:H:92:SER:HB2	1.93	0.49
2:D:221:GLU:N	2:D:221:GLU:OE1	2.45	0.49
1:A:115:LEU:H	1:A:115:LEU:CD1	2.26	0.49
3:H:148:GLU:HG3	3:H:149:GLN:H	1.78	0.49
4:L:52:SER:OG	4:L:64:ILE:HD12	2.12	0.49
4:L:96:ASP:O	4:L:96:ASP:OD1	2.30	0.49
2:D:38:ASP:OD2	2:D:88:SER:OG	2.24	0.49
4:M:23:LEU:HD12	4:M:70:PHE:CE2	2.46	0.49
4:M:52:SER:OG	4:M:64:ILE:HD12	2.12	0.49
3:H:59:TYR:HA	3:H:62:ARG:NH2	2.28	0.49
4:L:23:LEU:HD12	4:L:70:PHE:CE2	2.46	0.49
4:L:40:LEU:HA	4:L:46:ILE:H	1.77	0.49
3:I:116:TYR:CD2	5:Q:8:LEU:HD21	2.48	0.49
1:A:82:TRP:C	1:A:84:ASP:N	2.65	0.49
1:A:207:PRO:C	1:A:209:SER:N	2.64	0.49
3:H:225:ILE:O	3:H:227:ASP:N	2.46	0.49
2:D:47:HIS:HE1	2:D:61:PRO:HA	1.77	0.49
3:H:130:LEU:O	3:H:157:ARG:HD3	2.12	0.49
3:H:183:ASP:HB2	3:H:209:TYR:H	1.77	0.49
4:L:20:PRO:HA	4:L:71:THR:OG1	2.12	0.49
1:C:190:THR:CG2	1:C:192:GLN:HG2	2.43	0.49
2:D:153:PHE:O	2:D:155:ASP:N	2.46	0.49
1:A:10:VAL:HG23	1:A:110:THR:CG2	2.43	0.49
2:B:95:GLY:HA3	2:B:106:LEU:HD23	1.95	0.49
2:B:144:THR:HG22	2:B:197:ARG:CD	2.43	0.49
2:D:20:THR:O	2:D:20:THR:HG22	2.12	0.49
2:D:153:PHE:HD1	2:D:187:TYR:C	2.16	0.49
2:D:198:VAL:HB	2:D:202:PHE:CG	2.47	0.49
1:A:211:VAL:O	1:A:212:PRO:C	2.51	0.49
2:B:31:ASN:HA	2:B:49:SER:O	2.13	0.49
2:B:36:ARG:N	2:B:44:ARG:O	2.42	0.49
4:L:35:ILE:HG13	4:L:84:HIS:HB2	1.95	0.49
2:D:51:GLY:O	2:D:52:ALA:C	2.51	0.49
3:I:247:VAL:CG2	3:I:248:VAL:N	2.76	0.49
2:B:33:TYR:O	2:B:92:CYS:HA	2.13	0.49
4:L:28:THR:HG22	4:L:63:TYR:HB2	1.95	0.49

Continued on next page...

Continued from previous page...

Atom-1	Atom-2	Interatomic distance (Å)	Clash overlap (Å)
4:L:31:HIS:CD2	4:L:62:PHE:HE1	2.31	0.49
2:D:129:LEU:HD23	2:D:241:ALA:CB	2.40	0.49
3:I:94:THR:N	3:I:119:ASP:OD1	2.38	0.49
3:I:131:LYS:HE2	3:I:157:ARG:CZ	2.43	0.49
3:I:263:HIS:O	3:I:265:GLY:N	2.46	0.49
4:M:36:GLU:O	4:M:83:LYS:N	2.46	0.49
1:C:190:THR:C	1:C:192:GLN:H	2.16	0.48
4:M:1:ILE:CG2	4:M:2:GLN:H	2.26	0.48
4:M:80:CYS:O	4:M:92:THR:HA	2.12	0.48
4:M:82:VAL:HG23	4:M:87:MET:HE1	1.95	0.48
3:H:199:VAL:CG2	3:H:200:THR:N	2.76	0.48
2:D:159:LEU:HD21	2:D:194:SER:HB3	1.95	0.48
3:I:28:VAL:HG11	3:I:179:LEU:HD11	1.94	0.48
1:A:1:GLN:HA	1:A:26:TYR:HD1	1.78	0.48
2:B:71:SER:O	2:B:72:GLN:C	2.51	0.48
3:H:10:THR:HG23	3:H:23:MET:HB2	1.95	0.48
3:H:15:PRO:HB3	3:H:89:LYS:CE	2.38	0.48
4:L:3:LYS:HG2	4:L:29:GLN:HG2	1.94	0.48
4:L:46:ILE:HG21	4:L:68:THR:HG21	1.94	0.48
4:L:80:CYS:O	4:L:92:THR:HA	2.13	0.48
4:L:82:VAL:HG23	4:L:87:MET:CE	2.42	0.48
2:D:130:PHE:HD1	2:D:130:PHE:H	1.62	0.48
1:A:64:ALA:HB2	1:A:75:LEU:HA	1.94	0.48
3:H:183:ASP:HB2	3:H:209:TYR:HB3	1.94	0.48
1:C:35:TYR:OH	2:D:106:LEU:O	2.30	0.48
3:I:41:GLU:HG3	3:I:42:ASN:OD1	2.12	0.48
4:M:46:ILE:HG21	4:M:68:THR:HG21	1.94	0.48
4:M:84:HIS:O	4:M:86:SER:N	2.46	0.48
1:A:55:VAL:O	1:A:55:VAL:HG23	2.14	0.48
1:A:186:GLN:O	1:A:187:THR:C	2.51	0.48
2:D:316:LEU:CD2	2:D:153:PHE:HE2	2.24	0.48
1:A:38:TYR:HB3	1:A:39:PRO:HD3	1.90	0.48
1:A:126:TYR:CE2	2:B:136:GLU:CA	2.96	0.48
2:B:119:LEU:HD11	2:B:219:LEU:HD22	1.96	0.48
3:H:116:TYR:CD2	5:P:8:LEU:HD21	2.49	0.48
2:D:4:VAL:HB	2:D:109:GLY:HA2	1.95	0.48
2:D:55:THR:HG21	2:D:67:ALA:O	2.13	0.48
3:I:59:TYR:HA	3:I:62:ARG:NH2	2.29	0.48
4:L:1:ILE:CG2	4:L:2:GLN:N	2.75	0.48
1:C:56:VAL:CG2	1:C:64:ALA:H	2.26	0.48
1:C:169:ASP:OD1	1:C:170:MET:O	2.31	0.48

Continued on next page...

Continued from previous page...

Atom-1	Atom-2	Interatomic distance (Å)	Clash overlap (Å)
3:I:6:ARG:HA	3:I:99:SER:O	2.14	0.48
3:I:81:LEU:CD1	3:I:95:ILE:HD11	2.44	0.48
1:A:33:PHE:CE2	2:B:98:GLY:O	2.66	0.48
2:B:9:ARG:HH12	2:B:110:ALA:CB	2.27	0.48
1:C:112:VAL:C	1:C:113:ILE:HD12	2.33	0.48
3:I:203:CYS:O	3:I:244:TRP:HA	2.13	0.48
2:B:155:ASP:OD2	2:B:156:HIS:HD2	1.97	0.48
4:L:40:LEU:CB	4:L:45:LYS:HA	2.37	0.48
1:C:5:GLN:NE2	1:C:109:GLY:HA2	2.29	0.48
3:I:199:VAL:CG2	3:I:200:THR:N	2.76	0.48
3:I:219:LEU:O	3:I:220:ASN:CG	2.52	0.48
3:H:19:GLU:OE2	3:H:75:ARG:CZ	2.62	0.47
3:H:203:CYS:O	3:H:244:TRP:HA	2.14	0.47
3:H:234:ARG:HD3	4:L:8:GLN:HE22	1.79	0.47
4:L:11:SER:HB2	4:L:21:ASN:OD1	2.14	0.47
4:M:3:LYS:HZ3	4:M:4:THR:N	2.12	0.47
2:B:12:VAL:HG23	2:B:156:HIS:CE1	2.50	0.47
1:C:1:GLN:H1	1:C:26:TYR:HD1	1.62	0.47
1:C:82:TRP:HD1	1:C:116:PRO:CG	2.27	0.47
2:D:229:SER:HB2	2:D:230:PRO:HD2	1.96	0.47
4:M:40:LEU:HA	4:M:46:ILE:H	1.78	0.47
2:B:129:LEU:HD23	2:B:241:ALA:HB2	1.96	0.47
1:C:36:VAL:CG1	1:C:46:LEU:HD11	2.44	0.47
2:D:4:VAL:HB	2:D:108:PHE:O	2.14	0.47
2:D:15:THR:HG22	2:D:16:GLY:N	2.29	0.47
2:D:205:ASN:O	2:D:208:ASN:ND2	2.47	0.47
2:B:196:LEU:HD12	2:B:197:ARG:H	1.80	0.47
3:H:89:LYS:HD2	3:H:89:LYS:O	2.13	0.47
3:H:94:THR:N	3:H:119:ASP:OD1	2.39	0.47
1:C:85:SER:O	1:C:86:ALA:HB2	2.14	0.47
1:A:35:TYR:CD2	1:A:44:GLN:C	2.87	0.47
4:L:41:LYS:HB2	4:L:46:ILE:HD11	1.97	0.47
1:C:183:TRP:CD1	1:C:183:TRP:C	2.87	0.47
3:I:74:PHE:O	3:I:75:ARG:C	2.52	0.47
3:H:49:ALA:HB1	3:H:51:TRP:NE1	2.30	0.47
2:D:43:LEU:O	2:D:44:ARG:HG3	2.13	0.47
3:I:88:SER:O	3:I:89:LYS:C	2.53	0.47
4:M:73:THR:HG23	4:M:76:ASP:OD2	2.14	0.47
1:A:82:TRP:C	1:A:84:ASP:H	2.16	0.47
1:A:126:TYR:HE2	2:B:136:GLU:HA	1.76	0.47
1:A:191:CYS:O	1:A:194:ILE:CG2	2.63	0.47

Continued on next page...

Continued from previous page...

Atom-1	Atom-2	Interatomic distance (Å)	Clash overlap (Å)
1:A:194:ILE:C	1:A:196:LYS:H	2.17	0.47
2:B:67:ALA:HB1	2:B:75:PHE:CE1	2.50	0.47
2:B:95:GLY:HA3	2:B:106:LEU:CD2	2.45	0.47
2:B:181:GLU:H	2:B:190:TYR:HA	1.79	0.47
3:H:199:VAL:O	3:H:248:VAL:HA	2.15	0.47
3:I:102:GLU:O	3:I:109:LEU:HD12	2.13	0.47
4:M:82:VAL:HG23	4:M:87:MET:CE	2.44	0.47
1:A:46:LEU:O	1:A:47:LEU:HD23	2.15	0.47
2:B:108:PHE:CD1	2:B:108:PHE:N	2.83	0.47
3:H:41:GLU:CG	3:H:42:ASN:H	2.27	0.47
3:H:266:LEU:HB3	3:H:268:GLU:O	2.14	0.47
4:L:3:LYS:NZ	4:L:4:THR:H	2.10	0.47
2:D:33:TYR:N	2:D:93:ALA:O	2.47	0.47
3:I:159:TYR:OH	5:Q:2:ILE:HA	2.14	0.47
4:M:73:THR:HG23	4:M:76:ASP:CG	2.35	0.47
3:H:33:PHE:C	3:H:34:VAL:HG13	2.35	0.47
3:H:41:GLU:HG3	3:H:42:ASN:OD1	2.15	0.47
3:H:70:ASN:HA	3:H:73:SER:OG	2.14	0.47
2:D:66:LYS:N	2:D:78:ILE:O	2.46	0.47
2:D:127:VAL:CG2	2:D:147:CYS:SG	3.00	0.47
5:Q:4:ARG:O	5:Q:5:TYR:O	2.33	0.47
1:A:22:CYS:HB2	1:A:90:CYS:SG	2.54	0.47
2:B:23:CYS:CB	2:B:92:CYS:SG	3.03	0.47
3:H:162:GLY:O	3:H:166:GLU:HG3	2.15	0.47
3:H:230:LEU:HD12	3:H:230:LEU:C	2.35	0.47
1:C:10:VAL:O	1:C:112:VAL:HA	2.15	0.47
1:C:22:CYS:O	1:C:23:LYS:HG2	2.14	0.47
3:I:10:THR:HA	3:I:95:ILE:O	2.14	0.47
4:M:56:PHE:HB2	4:M:61:SER:O	2.15	0.47
2:B:139:ASN:HB3	2:B:140:LYS:CD	2.39	0.46
2:B:145:LEU:N	2:B:145:LEU:CD1	2.77	0.46
4:L:3:LYS:CG	4:L:29:GLN:HG2	2.45	0.46
3:I:89:LYS:HD2	3:I:89:LYS:O	2.15	0.46
3:I:230:LEU:HD12	3:I:230:LEU:C	2.34	0.46
5:P:2:ILE:HG12	5:P:3:TYR:N	2.29	0.46
1:C:117:TYR:C	1:C:117:TYR:CD2	2.88	0.46
1:C:168:LEU:HD22	2:D:195:ARG:NE	2.30	0.46
1:C:168:LEU:CD2	2:D:195:ARG:HE	2.28	0.46
3:I:231:VAL:O	3:I:231:VAL:HG23	2.15	0.46
1:A:32:LEU:O	1:A:48:LYS:HA	2.15	0.46
2:B:78:ILE:HG22	2:B:79:LEU:N	2.31	0.46

Continued on next page...

Continued from previous page...

Atom-1	Atom-2	Interatomic distance (Å)	Clash overlap (Å)
3:H:14:ARG:HB2	3:H:18:GLY:O	2.14	0.46
2:B:71:SER:O	2:B:73:GLU:N	2.48	0.46
3:H:78:LEU:O	3:H:82:LEU:HG	2.16	0.46
3:H:234:ARG:HH12	4:L:99:MET:C	2.19	0.46
5:P:2:ILE:HD11	5:P:5:TYR:OH	2.16	0.46
1:C:34:TRP:HA	1:C:89:PHE:O	2.15	0.46
1:C:82:TRP:HA	1:C:114:VAL:CG1	2.45	0.46
2:D:38:ASP:OD1	2:D:44:ARG:NH2	2.48	0.46
3:I:116:TYR:HB2	3:I:124:ILE:HG22	1.96	0.46
3:I:129:ASP:OD1	3:I:131:LYS:N	2.49	0.46
2:B:198:VAL:CG2	2:B:202:PHE:HB3	2.45	0.46
3:H:24:GLU:OE2	3:H:67:ALA:HA	2.16	0.46
4:L:73:THR:HG23	4:L:76:ASP:CG	2.35	0.46
1:C:103:ALA:HB1	2:D:45:LEU:HD22	1.97	0.46
1:C:118:ILE:HG22	1:C:120:ASN:OD1	2.16	0.46
2:D:162:TRP:CD1	2:D:162:TRP:N	2.83	0.46
1:A:168:LEU:CD1	2:B:172:VAL:O	2.64	0.46
2:B:19:VAL:N	2:B:79:LEU:CD1	2.76	0.46
2:B:66:LYS:NZ	2:B:80:GLU:HG3	2.30	0.46
2:B:84:PRO:HB3	2:B:116:VAL:O	2.16	0.46
2:B:160:SER:OG	2:B:162:TRP:NE1	2.37	0.46
1:C:22:CYS:SG	1:C:90:CYS:SG	3.14	0.46
1:C:86:ALA:O	1:C:112:VAL:HG22	2.16	0.46
1:C:136:GLN:O	1:C:137:ASP:HB2	2.15	0.46
2:D:89:VAL:HG12	2:D:91:PHE:CE1	2.51	0.46
3:H:101:CYS:HG	3:H:164:CYS:HG	0.48	0.46
1:C:190:THR:C	1:C:192:GLN:N	2.69	0.46
2:D:32:MET:HE1	2:D:75:PHE:HB3	1.97	0.46
2:D:96:GLY:HA2	5:Q:6:TYR:CE1	2.50	0.46
3:I:151:GLY:O	3:I:154:GLU:HB2	2.16	0.46
3:I:199:VAL:O	3:I:248:VAL:HA	2.15	0.46
3:I:203:CYS:CB	3:I:259:CYS:SG	3.04	0.46
4:M:1:ILE:O	4:M:2:GLN:HG3	2.16	0.46
1:A:16:ALA:O	1:A:79:SER:HA	2.15	0.46
1:C:111:LYS:HG3	1:C:113:ILE:HD11	1.97	0.46
1:C:168:LEU:HB2	2:D:195:ARG:NH2	2.31	0.46
3:I:108:ARG:HG2	3:I:108:ARG:NH1	2.29	0.46
1:A:207:PRO:C	1:A:209:SER:H	2.19	0.46
3:H:127:ASN:N	3:H:127:ASN:ND2	2.64	0.46
1:C:38:TYR:CB	1:C:41:GLN:HB2	2.37	0.46
1:C:127:ALA:C	1:C:128:LEU:HD12	2.35	0.46

Continued on next page...

Continued from previous page...

Atom-1	Atom-2	Interatomic distance (Å)	Clash overlap (Å)
2:D:77:LEU:CD1	2:D:78:ILE:H	2.29	0.46
3:I:143:THR:O	3:I:143:THR:HG22	2.14	0.46
3:I:266:LEU:HA	3:I:267:PRO:HD2	1.85	0.46
1:A:40:ARG:HH21	2:B:9:ARG:HH21	1.64	0.46
1:A:168:LEU:HD13	2:B:172:VAL:C	2.36	0.46
2:B:33:TYR:HD1	2:B:93:ALA:O	1.98	0.46
2:B:147:CYS:O	2:B:193:SER:HA	2.15	0.46
4:L:73:THR:HG23	4:L:76:ASP:OD2	2.16	0.46
2:D:32:MET:C	2:D:33:TYR:CD1	2.90	0.46
2:D:69:ARG:NH2	2:D:72:GLN:NE2	2.61	0.46
2:D:83:THR:O	2:D:86:GLN:HB2	2.16	0.46
2:D:225:TRP:HB2	2:D:231:LYS:HG3	1.98	0.46
3:I:183:ASP:HB2	3:I:209:TYR:N	2.31	0.46
3:H:6:ARG:HA	3:H:99:SER:O	2.16	0.45
3:H:35:ARG:NH1	4:L:53:ASP:HB3	2.31	0.45
3:I:63:GLU:O	3:I:66:LYS:HB3	2.17	0.45
1:A:24:TYR:CD1	1:A:24:TYR:C	2.90	0.45
3:H:117:ALA:HB2	4:L:60:TRP:CH2	2.51	0.45
3:H:131:LYS:HE2	3:H:157:ARG:CZ	2.47	0.45
1:C:2:SER:OG	1:C:25:SER:HB3	2.16	0.45
2:D:6:GLN:HB2	2:D:92:CYS:SG	2.57	0.45
4:M:50:GLU:HG3	4:M:67:HIS:NE2	2.32	0.45
1:A:27:SER:O	1:A:28:ALA:HB2	2.15	0.45
1:A:136:GLN:O	1:A:137:ASP:HB2	2.16	0.45
1:A:159:GLY:HA3	1:A:185:ASN:OD1	2.17	0.45
1:A:171:LYS:O	1:A:171:LYS:HG2	2.16	0.45
3:H:10:THR:O	3:H:22:TYR:HA	2.16	0.45
1:C:133:PRO:HG2	2:D:131:GLU:OE2	2.16	0.45
1:A:125:VAL:C	1:A:126:TYR:CD1	2.89	0.45
2:B:32:MET:HA	2:B:93:ALA:O	2.16	0.45
2:B:129:LEU:HB2	2:B:239:ALA:O	2.17	0.45
1:C:26:TYR:OH	1:C:99:GLY:CA	2.64	0.45
2:D:43:LEU:C	2:D:44:ARG:HG3	2.37	0.45
2:D:207:ARG:HE	2:D:207:ARG:CA	2.28	0.45
4:M:41:LYS:HB2	4:M:46:ILE:HD11	1.98	0.45
2:B:12:VAL:CG1	2:B:13:ALA:N	2.80	0.45
2:B:19:VAL:CG1	2:B:20:THR:N	2.79	0.45
1:C:47:LEU:HD21	1:C:58:GLY:CA	2.46	0.45
2:D:144:THR:HG22	2:D:197:ARG:HD2	1.98	0.45
2:D:178:ALA:HB1	2:D:190:TYR:HB3	1.99	0.45
3:I:19:GLU:OE2	3:I:75:ARG:CZ	2.65	0.45

Continued on next page...

Continued from previous page...

Atom-1	Atom-2	Interatomic distance (Å)	Clash overlap (Å)
2:B:66:LYS:HB2	2:B:78:ILE:HB	1.99	0.45
2:B:120:ARG:HA	2:B:225:TRP:HZ3	1.80	0.45
4:L:36:GLU:O	4:L:83:LYS:N	2.50	0.45
3:I:11:ALA:HB2	3:I:22:TYR:HD1	1.81	0.45
3:I:15:PRO:CG	3:I:90:GLY:O	2.65	0.45
2:B:30:ASN:HD21	3:H:146:LYS:HZ1	1.65	0.45
2:B:34:TRP:CZ2	2:B:92:CYS:HB3	2.52	0.45
2:B:131:GLU:HG2	2:B:203:TRP:CH2	2.46	0.45
4:L:59:ASP:CG	4:L:61:SER:HG	2.20	0.45
2:D:207:ARG:NE	2:D:207:ARG:CA	2.80	0.45
3:I:98:ILE:O	3:I:114:GLN:HA	2.16	0.45
3:I:127:ASN:N	3:I:127:ASN:ND2	2.64	0.45
3:I:130:LEU:O	3:I:157:ARG:HD3	2.17	0.45
3:I:212:ASP:O	3:I:213:ILE:HB	2.16	0.45
3:H:10:THR:HA	3:H:95:ILE:O	2.16	0.45
3:H:116:TYR:HB2	3:H:124:ILE:HG22	1.98	0.45
3:H:188:HIS:HD2	3:H:188:HIS:O	2.00	0.45
3:H:212:ASP:O	3:H:213:ILE:HB	2.16	0.45
3:H:215:LEU:CD2	3:H:261:VAL:HG22	2.46	0.45
4:L:25:CYS:CB	4:L:39:MET:HE1	2.46	0.45
1:C:33:PHE:N	1:C:91:ALA:O	2.50	0.45
1:C:54:PRO:O	1:C:65:GLU:CA	2.64	0.45
1:C:87:VAL:HG13	1:C:111:LYS:CD	2.47	0.45
1:C:133:PRO:HG2	2:D:131:GLU:HG3	1.99	0.45
2:D:145:LEU:HD21	2:D:210:PHE:CD2	2.52	0.45
3:I:162:GLY:O	3:I:166:GLU:HG3	2.17	0.45
3:I:225:ILE:O	3:I:227:ASP:N	2.50	0.45
4:M:75:THR:HG23	4:M:76:ASP:N	2.31	0.45
4:L:1:ILE:CG2	4:L:2:GLN:H	2.30	0.45
2:D:6:GLN:OE1	2:D:90:TYR:O	2.34	0.45
2:D:45:LEU:C	2:D:46:ILE:HD12	2.37	0.45
1:A:190:THR:OG1	1:A:192:GLN:NE2	2.50	0.45
2:B:37:GLN:HB2	2:B:43:LEU:HD12	1.98	0.45
3:H:254:GLU:H	3:H:254:GLU:CD	2.20	0.45
5:P:2:ILE:CG1	5:P:3:TYR:N	2.80	0.45
1:C:1:GLN:N	1:C:26:TYR:HD1	2.15	0.45
1:C:168:LEU:HD11	2:D:171:GLY:CA	2.47	0.45
2:D:23:CYS:HB3	2:D:75:PHE:O	2.17	0.45
3:I:15:PRO:HB2	3:I:90:GLY:O	2.17	0.45
3:I:143:THR:O	3:I:143:THR:CG2	2.65	0.45
3:I:222:GLU:OE1	3:I:223:GLU:OE2	2.35	0.45

Continued on next page...

Continued from previous page...

Atom-1	Atom-2	Interatomic distance (Å)	Clash overlap (Å)
4:M:70:PHE:HD2	4:M:78:TYR:CE2	2.35	0.45
1:A:179:GLY:HA3	2:B:195:ARG:CZ	2.47	0.44
1:C:146:PHE:HD1	1:C:147:ASP:O	1.99	0.44
2:D:137:ILE:O	2:D:141:GLN:HA	2.18	0.44
3:I:15:PRO:CB	3:I:90:GLY:O	2.65	0.44
3:I:168:LEU:O	3:I:172:LEU:CD1	2.65	0.44
4:M:11:SER:HB2	4:M:21:ASN:OD1	2.17	0.44
2:B:132:PRO:HG3	2:B:145:LEU:HD12	1.99	0.44
2:B:137:ILE:HG23	2:B:200:ALA:CB	2.47	0.44
2:B:205:ASN:OD1	2:B:207:ARG:HB3	2.18	0.44
2:B:138:ALA:O	2:B:141:GLN:NE2	2.51	0.44
3:H:108:ARG:HG2	3:H:108:ARG:NH1	2.30	0.44
3:H:202:ARG:CB	3:H:246:SER:HB3	2.47	0.44
1:C:36:VAL:HG13	1:C:46:LEU:CG	2.48	0.44
1:C:128:LEU:N	1:C:128:LEU:CD1	2.80	0.44
2:D:36:ARG:HG2	2:D:44:ARG:HH21	1.82	0.44
3:I:233:THR:HG22	3:I:234:ARG:N	2.31	0.44
4:M:20:PRO:HA	4:M:71:THR:OG1	2.16	0.44
1:A:38:TYR:CB	1:A:39:PRO:CD	2.83	0.44
1:A:187:THR:OG1	1:A:188:SER:N	2.46	0.44
2:B:129:LEU:HD23	2:B:241:ALA:HB3	2.00	0.44
2:B:129:LEU:CD2	2:B:241:ALA:HB3	2.48	0.44
3:H:98:ILE:O	3:H:114:GLN:HA	2.17	0.44
3:H:229:GLU:O	3:H:245:ALA:HA	2.17	0.44
2:D:124:PRO:HB3	2:D:235:GLN:NE2	2.31	0.44
3:I:24:GLU:OE2	3:I:67:ALA:HA	2.17	0.44
3:I:255:GLN:OE1	3:I:274:TRP:OXT	2.36	0.44
3:H:233:THR:HG22	3:H:234:ARG:N	2.32	0.44
4:L:70:PHE:HD2	4:L:78:TYR:CE2	2.36	0.44
4:L:75:THR:HG23	4:L:76:ASP:N	2.31	0.44
1:C:46:LEU:HD13	1:C:75:LEU:HD21	1.99	0.44
2:D:13:ALA:O	2:D:116:VAL:HA	2.17	0.44
3:I:266:LEU:HB3	3:I:268:GLU:O	2.16	0.44
1:A:67:SER:O	1:A:71:SER:N	2.51	0.44
1:A:140:LEU:HD12	1:A:141:CYS:N	2.33	0.44
1:A:196:LYS:O	1:A:197:GLU:HG3	2.17	0.44
3:H:60:TRP:O	3:H:64:THR:OG1	2.23	0.44
3:H:97:VAL:HG12	3:H:116:TYR:HA	1.99	0.44
3:H:108:ARG:HG3	3:H:109:LEU:H	1.82	0.44
2:D:29:HIS:HB2	2:D:94:SER:HB2	1.99	0.44
2:D:163:VAL:CA	2:D:209:HIS:O	2.59	0.44

Continued on next page...

Continued from previous page...

Atom-1	Atom-2	Interatomic distance (Å)	Clash overlap (Å)
3:I:13:SER:CA	3:I:20:PRO:HG3	2.43	0.44
3:I:79:ARG:O	3:I:82:LEU:HB2	2.17	0.44
2:B:19:VAL:N	2:B:79:LEU:HD11	2.33	0.44
2:B:21:LEU:CD2	2:B:77:LEU:HB3	2.38	0.44
2:B:231:LYS:HA	2:B:232:PRO:HD3	1.81	0.44
1:C:128:LEU:HD23	2:D:132:PRO:HA	1.99	0.44
2:D:123:THR:OG1	2:D:152:PHE:HA	2.18	0.44
3:I:202:ARG:CB	3:I:246:SER:HB3	2.48	0.44
3:H:15:PRO:CB	3:H:90:GLY:O	2.66	0.44
3:H:184:SER:HA	3:H:185:PRO:HD3	1.87	0.44
1:C:87:VAL:HG13	1:C:111:LYS:HD3	2.00	0.44
2:D:145:LEU:H	2:D:145:LEU:HD12	1.82	0.44
2:D:164:ASN:H	2:D:209:HIS:HB3	1.82	0.44
1:A:32:LEU:HD23	1:A:92:VAL:HG12	1.98	0.44
1:A:54:PRO:O	1:A:65:GLU:CA	2.58	0.44
1:A:55:VAL:HG12	1:A:65:GLU:CB	2.46	0.44
2:B:32:MET:O	2:B:48:TYR:HA	2.18	0.44
3:H:15:PRO:CG	3:H:90:GLY:O	2.65	0.44
3:H:108:ARG:HG3	3:H:109:LEU:N	2.32	0.44
1:A:99:GLY:O	5:P:4:ARG:NH1	2.51	0.43
2:B:65:TYR:OH	2:B:90:TYR:OH	2.26	0.43
3:H:15:PRO:HB2	3:H:90:GLY:O	2.17	0.43
1:C:49:TYR:CE2	1:C:66:PHE:CD2	3.07	0.43
1:A:181:ILE:CD1	2:B:193:SER:HB2	2.47	0.43
2:B:155:ASP:OD2	2:B:155:ASP:O	2.36	0.43
1:C:106:PHE:HZ	2:D:108:PHE:HZ	1.64	0.43
2:D:159:LEU:CD2	2:D:194:SER:HB3	2.49	0.43
2:D:163:VAL:N	2:D:166:LYS:O	2.50	0.43
2:D:208:ASN:O	2:D:242:TRP:NE1	2.51	0.43
2:D:211:ARG:HH11	2:D:211:ARG:HG3	1.83	0.43
3:I:6:ARG:HH12	4:M:58:LYS:CG	2.31	0.43
3:I:64:THR:O	3:I:67:ALA:HB3	2.18	0.43
3:I:73:SER:H	3:I:73:SER:HG	1.53	0.43
3:I:184:SER:HA	3:I:185:PRO:HD3	1.87	0.43
3:I:215:LEU:CD2	3:I:261:VAL:HG22	2.47	0.43
3:I:217:TRP:CD1	3:I:246:SER:HA	2.53	0.43
3:I:254:GLU:O	3:I:256:TYR:N	2.51	0.43
1:A:168:LEU:HD12	1:A:169:ASP:N	2.32	0.43
2:B:19:VAL:CG1	2:B:20:THR:H	2.28	0.43
3:H:217:TRP:CD1	3:H:246:SER:HA	2.53	0.43
3:H:263:HIS:O	3:H:265:GLY:N	2.51	0.43

Continued on next page...

Continued from previous page...

Atom-1	Atom-2	Interatomic distance (Å)	Clash overlap (Å)
1:C:164:ASP:O	1:C:166:THR:HG23	2.18	0.43
2:D:14:VAL:O	2:D:15:THR:O	2.37	0.43
1:A:115:LEU:N	1:A:115:LEU:CD1	2.80	0.43
4:L:9:VAL:HB	4:L:95:TRP:HA	2.00	0.43
1:C:40:ARG:NH2	2:D:9:ARG:NE	2.58	0.43
1:C:51:SER:OG	1:C:52:GLY:N	2.52	0.43
1:C:64:ALA:CB	1:C:74:HIS:O	2.66	0.43
4:M:5:PRO:CB	4:M:30:PHE:HB3	2.42	0.43
1:A:19:GLN:OE1	1:A:76:ARG:CZ	2.66	0.43
1:A:60:ASN:C	1:A:62:PHE:H	2.20	0.43
2:B:45:LEU:C	2:B:46:ILE:HD12	2.39	0.43
4:L:3:LYS:HZ1	4:L:4:THR:H	1.66	0.43
4:L:12:ARG:NE	4:L:22:ILE:HD12	2.33	0.43
2:D:72:GLN:HE21	2:D:72:GLN:CA	2.25	0.43
3:I:60:TRP:O	3:I:61:GLU:C	2.56	0.43
3:I:97:VAL:HG12	3:I:116:TYR:HA	1.99	0.43
3:I:229:GLU:O	3:I:245:ALA:HA	2.18	0.43
3:H:81:LEU:O	3:H:82:LEU:C	2.57	0.43
1:C:92:VAL:CG2	1:C:105:THR:HB	2.48	0.43
1:C:101:ALA:O	1:C:103:ALA:N	2.51	0.43
2:D:147:CYS:O	2:D:193:SER:HA	2.19	0.43
5:Q:2:ILE:CG1	5:Q:3:TYR:N	2.82	0.43
3:H:78:LEU:O	3:H:79:ARG:C	2.56	0.43
1:C:32:LEU:CD1	1:C:73:PHE:HB2	2.49	0.43
2:D:176:PRO:HG2	2:D:177:GLN:H	1.83	0.43
3:I:41:GLU:CG	3:I:42:ASN:N	2.82	0.43
2:B:25:GLN:OE1	2:B:32:MET:CE	2.67	0.43
3:H:64:THR:O	3:H:67:ALA:HB3	2.19	0.43
3:H:168:LEU:O	3:H:172:LEU:CG	2.66	0.43
3:H:188:HIS:CD2	3:H:188:HIS:O	2.72	0.43
1:C:118:ILE:N	1:C:118:ILE:HD12	2.34	0.43
1:C:163:THR:OG1	1:C:181:ILE:N	2.52	0.43
2:D:15:THR:C	2:D:17:GLY:H	2.22	0.43
3:I:12:VAL:C	3:I:20:PRO:HB3	2.39	0.43
1:A:154:LYS:C	1:A:162:ILE:HD12	2.39	0.43
2:B:51:GLY:O	2:B:52:ALA:C	2.55	0.43
3:H:33:PHE:N	3:H:33:PHE:CD2	2.87	0.43
3:H:74:PHE:O	3:H:77:ASP:HB2	2.19	0.43
1:C:77:LYS:NZ	1:C:84:ASP:OD2	2.51	0.43
1:C:210:ASP:OD1	2:D:134:LYS:HG3	2.18	0.43
2:D:135:ALA:O	2:D:139:ASN:ND2	2.51	0.43

Continued on next page...

Continued from previous page...

Atom-1	Atom-2	Interatomic distance (Å)	Clash overlap (Å)
2:D:161:TRP:O	2:D:168:VAL:N	2.51	0.43
3:I:102:GLU:HB3	3:I:110:LEU:HB2	2.00	0.43
1:A:19:GLN:OE1	1:A:76:ARG:NE	2.51	0.43
1:A:146:PHE:CD2	1:A:146:PHE:N	2.83	0.43
2:B:12:VAL:CG2	2:B:156:HIS:CE1	3.02	0.43
3:H:135:ALA:CB	3:H:141:LEU:HD23	2.49	0.43
4:L:37:ILE:N	4:L:37:ILE:HD12	2.34	0.43
4:L:79:ALA:CB	4:L:94:TYR:HA	2.49	0.43
2:D:130:PHE:CD1	2:D:130:PHE:N	2.87	0.43
3:I:158:ALA:O	3:I:162:GLY:N	2.49	0.43
1:A:62:PHE:CB	1:A:75:LEU:HD11	2.46	0.42
1:A:103:ALA:HB2	2:B:33:TYR:HE2	1.84	0.42
2:B:44:ARG:CZ	2:B:60:ILE:HD13	2.49	0.42
3:H:168:LEU:O	3:H:168:LEU:HD12	2.18	0.42
3:H:254:GLU:O	3:H:256:TYR:N	2.51	0.42
1:A:170:MET:C	1:A:172:ALA:N	2.72	0.42
2:B:19:VAL:O	2:B:79:LEU:CD1	2.67	0.42
2:B:67:ALA:HB1	2:B:75:PHE:CZ	2.53	0.42
2:D:132:PRO:CG	2:D:143:ALA:HB1	2.48	0.42
4:M:37:ILE:HD12	4:M:37:ILE:N	2.34	0.42
1:A:103:ALA:HB2	2:B:33:TYR:CE2	2.54	0.42
1:A:140:LEU:HD23	2:B:130:PHE:CG	2.54	0.42
1:A:173:MET:SD	1:A:174:ASP:N	2.93	0.42
1:C:168:LEU:CB	2:D:195:ARG:HH21	2.32	0.42
1:A:64:ALA:HB3	1:A:73:PHE:CE1	2.54	0.42
2:B:151:GLY:HA2	2:B:189:SER:CB	2.45	0.42
3:H:44:ARG:HG3	3:H:64:THR:HG21	2.01	0.42
3:H:88:SER:O	3:H:89:LYS:C	2.56	0.42
4:L:21:ASN:HB3	4:L:70:PHE:CE1	2.55	0.42
4:L:41:LYS:O	4:L:44:LYS:HE2	2.19	0.42
1:C:143:PHE:CE1	1:C:198:THR:HG21	2.54	0.42
2:D:140:LYS:O	2:D:141:GLN:CB	2.67	0.42
3:I:128:GLU:C	3:I:130:LEU:H	2.21	0.42
3:I:218:GLN:HG2	3:I:221:GLY:H	1.84	0.42
1:A:36:VAL:CG1	1:A:46:LEU:HD11	2.50	0.42
2:B:31:ASN:O	2:B:32:MET:CG	2.67	0.42
3:H:13:SER:CA	3:H:20:PRO:HG3	2.41	0.42
3:H:179:LEU:HD23	3:H:179:LEU:HA	1.88	0.42
3:H:208:PHE:HE2	3:H:242:GLN:HA	1.84	0.42
4:L:70:PHE:HD2	4:L:78:TYR:CZ	2.38	0.42
1:C:5:GLN:HE22	1:C:109:GLY:HA2	1.84	0.42

Continued on next page...

Continued from previous page...

Atom-1	Atom-2	Interatomic distance (Å)	Clash overlap (Å)
2:D:154:PRO:C	2:D:156:HIS:N	2.72	0.42
2:D:205:ASN:HA	2:D:206:PRO:HD2	1.85	0.42
3:I:33:PHE:C	3:I:48:ARG:HB2	2.40	0.42
3:H:79:ARG:O	3:H:82:LEU:HB2	2.19	0.42
3:H:157:ARG:HD2	3:H:161:GLU:OE1	2.19	0.42
3:H:167:TRP:O	3:H:170:ARG:N	2.52	0.42
1:C:46:LEU:CD1	1:C:75:LEU:HD21	2.50	0.42
2:D:41:HIS:CB	2:D:44:ARG:HD3	2.49	0.42
2:D:133:SER:HB3	2:D:136:GLU:HB3	2.01	0.42
2:D:177:GLN:OE1	2:D:177:GLN:HA	2.20	0.42
3:I:148:GLU:HG3	3:I:149:GLN:H	1.84	0.42
3:I:218:GLN:HG3	3:I:222:GLU:O	2.20	0.42
1:A:23:LYS:NZ	1:A:70:ASN:ND2	2.47	0.42
2:B:81:LEU:HD12	2:B:82:ALA:N	2.35	0.42
2:B:157:VAL:HA	2:B:215:GLN:O	2.19	0.42
1:C:168:LEU:CB	2:D:195:ARG:NH2	2.83	0.42
2:D:164:ASN:N	2:D:209:HIS:O	2.48	0.42
2:D:180:LYS:HE3	2:D:190:TYR:OH	2.20	0.42
3:I:135:ALA:CB	3:I:141:LEU:HD23	2.49	0.42
3:I:188:HIS:CD2	3:I:188:HIS:O	2.73	0.42
3:I:202:ARG:NH1	3:I:202:ARG:HB3	2.35	0.42
3:I:234:ARG:CD	4:M:8:GLN:NE2	2.82	0.42
3:I:247:VAL:CG2	3:I:248:VAL:H	2.29	0.42
4:M:79:ALA:CB	4:M:94:TYR:HA	2.50	0.42
1:A:177:SER:HB3	2:B:197:ARG:HH12	1.85	0.42
2:B:15:THR:CG2	2:B:16:GLY:H	2.32	0.42
2:B:203:TRP:CD1	2:B:203:TRP:C	2.91	0.42
3:H:33:PHE:CE2	3:H:34:VAL:HG22	2.54	0.42
3:H:126:LEU:HB2	3:H:133:TRP:HZ3	1.84	0.42
1:C:113:ILE:HD12	1:C:113:ILE:N	2.34	0.42
2:D:29:HIS:ND1	2:D:96:GLY:HA3	2.35	0.42
2:D:205:ASN:C	2:D:207:ARG:H	2.22	0.42
3:I:188:HIS:HD2	3:I:188:HIS:O	2.02	0.42
1:A:34:TRP:NE1	1:A:73:PHE:O	2.41	0.42
3:H:178:THR:HG22	3:H:179:LEU:H	1.82	0.42
2:D:69:ARG:HA	2:D:70:PRO:HD2	1.92	0.42
2:D:71:SER:O	2:D:72:GLN:C	2.58	0.42
1:A:181:ILE:HD12	2:B:193:SER:CB	2.49	0.42
2:B:209:HIS:C	2:B:210:PHE:CD1	2.93	0.42
3:H:42:ASN:O	3:H:42:ASN:ND2	2.53	0.42
3:H:71:GLU:O	3:H:72:GLN:C	2.58	0.42

Continued on next page...

Continued from previous page...

Atom-1	Atom-2	Interatomic distance (Å)	Clash overlap (Å)
3:H:156:LEU:HD22	3:H:160:LEU:CD1	2.41	0.42
4:L:56:PHE:HB2	4:L:61:SER:O	2.20	0.42
1:C:125:VAL:HG13	1:C:195:PHE:HE1	1.84	0.42
3:I:108:ARG:HG3	3:I:109:LEU:N	2.35	0.42
3:I:108:ARG:HG3	3:I:109:LEU:H	1.84	0.42
1:A:22:CYS:SG	1:A:23:LYS:N	2.93	0.41
1:A:54:PRO:O	1:A:66:PHE:N	2.51	0.41
3:H:129:ASP:O	3:H:131:LYS:HG3	2.20	0.41
2:D:47:HIS:CE1	2:D:61:PRO:HA	2.55	0.41
3:I:192:HIS:O	3:I:199:VAL:HG23	2.19	0.41
5:Q:2:ILE:HG12	5:Q:3:TYR:N	2.35	0.41
1:A:1:GLN:CG	1:A:26:TYR:HE1	2.31	0.41
2:B:69:ARG:HH12	2:B:72:GLN:HA	1.85	0.41
2:B:109:GLY:O	2:B:110:ALA:C	2.58	0.41
2:B:147:CYS:CB	2:B:212:CYS:SG	3.08	0.41
3:H:102:GLU:OE2	3:H:113:TYR:OH	2.23	0.41
3:H:145:HIS:O	3:H:148:GLU:HG2	2.20	0.41
4:L:79:ALA:HB2	4:L:94:TYR:HA	2.02	0.41
1:C:38:TYR:HB2	1:C:41:GLN:CG	2.49	0.41
2:D:34:TRP:HD1	2:D:75:PHE:CE2	2.38	0.41
3:I:133:TRP:CZ2	3:I:147:TRP:HE3	2.38	0.41
3:I:141:LEU:O	3:I:144:LYS:N	2.48	0.41
3:I:145:HIS:CD2	3:I:145:HIS:N	2.88	0.41
4:M:31:HIS:HA	4:M:32:PRO:C	2.40	0.41
4:M:71:THR:HA	4:M:72:PRO:HD2	1.80	0.41
1:A:6:PRO:HD2	1:A:21:ARG:O	2.20	0.41
1:A:174:ASP:OD1	1:A:174:ASP:O	2.37	0.41
2:B:83:THR:HG23	2:B:85:SER:OG	2.20	0.41
3:H:117:ALA:HA	3:H:121:CYS:O	2.21	0.41
3:H:192:HIS:O	3:H:199:VAL:HG23	2.20	0.41
1:C:36:VAL:CG2	1:C:44:GLN:HB2	2.51	0.41
1:C:37:GLN:HB3	1:C:87:VAL:CG2	2.44	0.41
1:C:103:ALA:HA	2:D:33:TYR:CE2	2.55	0.41
3:I:172:LEU:HG	3:I:172:LEU:H	1.71	0.41
3:I:256:TYR:N	3:I:256:TYR:CD1	2.88	0.41
4:M:12:ARG:NE	4:M:22:ILE:HD12	2.35	0.41
4:M:52:SER:O	4:M:64:ILE:HD13	2.20	0.41
1:A:154:LYS:CA	1:A:162:ILE:HD12	2.48	0.41
2:B:15:THR:C	2:B:17:GLY:N	2.73	0.41
2:B:38:ASP:OD2	2:B:88:SER:OG	2.25	0.41
2:B:116:VAL:O	2:B:116:VAL:HG12	2.19	0.41

Continued on next page...

Continued from previous page...

Atom-1	Atom-2	Interatomic distance (Å)	Clash overlap (Å)
2:B:172:VAL:HA	2:B:195:ARG:O	2.19	0.41
3:H:33:PHE:O	3:H:34:VAL:CG1	2.69	0.41
3:H:74:PHE:O	3:H:75:ARG:C	2.58	0.41
3:H:81:LEU:HD11	3:H:95:ILE:HD11	2.01	0.41
3:H:102:GLU:HB3	3:H:110:LEU:HB2	2.01	0.41
3:H:133:TRP:CZ2	3:H:147:TRP:HE3	2.39	0.41
3:H:204:TRP:CZ3	3:H:244:TRP:CD1	3.08	0.41
1:C:111:LYS:HG3	1:C:113:ILE:CD1	2.50	0.41
1:C:168:LEU:HD23	2:D:195:ARG:HE	1.85	0.41
3:I:78:LEU:O	3:I:79:ARG:C	2.59	0.41
3:I:202:ARG:HA	3:I:246:SER:CB	2.32	0.41
4:M:9:VAL:HB	4:M:95:TRP:HA	2.02	0.41
1:A:190:THR:CG2	1:A:192:GLN:HG2	2.44	0.41
1:A:190:THR:HG22	1:A:193:ASP:OD2	2.20	0.41
2:B:78:ILE:CG2	2:B:79:LEU:N	2.84	0.41
2:B:229:SER:HB2	2:B:230:PRO:HD2	2.02	0.41
3:H:159:TYR:HD1	3:H:163:THR:HB	1.83	0.41
3:H:231:VAL:O	3:H:231:VAL:HG23	2.21	0.41
1:C:64:ALA:HB1	1:C:74:HIS:O	2.20	0.41
1:C:196:LYS:C	1:C:197:GLU:HG3	2.39	0.41
3:I:33:PHE:CE2	3:I:34:VAL:HG22	2.56	0.41
3:I:71:GLU:O	3:I:72:GLN:C	2.58	0.41
2:B:9:ARG:HH12	2:B:110:ALA:HB3	1.84	0.41
4:L:55:SER:HB2	4:L:63:TYR:CE1	2.55	0.41
1:C:31:TYR:CD1	1:C:31:TYR:N	2.85	0.41
1:C:37:GLN:O	1:C:86:ALA:HB1	2.21	0.41
2:D:9:ARG:HG2	2:D:9:ARG:NH1	2.32	0.41
3:I:180:LEU:HD13	3:I:180:LEU:HA	1.90	0.41
4:M:3:LYS:HZ3	4:M:3:LYS:HG3	1.65	0.41
1:A:51:SER:OG	1:A:52:GLY:N	2.53	0.41
1:A:170:MET:HB2	1:A:175:SER:OG	2.21	0.41
2:B:30:ASN:ND2	3:H:146:LYS:HZ1	2.19	0.41
3:H:168:LEU:O	3:H:172:LEU:CD1	2.68	0.41
1:C:66:PHE:HZ	1:C:68:LYS:HB2	1.77	0.41
2:D:125:PRO:HG2	2:D:216:PHE:HB2	2.03	0.41
4:M:3:LYS:CG	4:M:29:GLN:HG2	2.51	0.41
4:M:24:ASN:HA	4:M:66:ALA:O	2.20	0.41
4:M:50:GLU:HB2	4:M:67:HIS:O	2.20	0.41
1:A:10:VAL:HG12	1:A:11:THR:N	2.35	0.41
1:A:106:PHE:HZ	2:B:108:PHE:CZ	2.39	0.41
2:B:49:SER:HB3	2:B:69:ARG:HD3	2.03	0.41

Continued on next page...

Continued from previous page...

Atom-1	Atom-2	Interatomic distance (Å)	Clash overlap (Å)
3:H:33:PHE:H	3:H:33:PHE:HD2	1.68	0.41
3:H:74:PHE:O	3:H:77:ASP:N	2.54	0.41
3:H:202:ARG:NH1	3:H:244:TRP:CZ3	2.89	0.41
1:C:49:TYR:CE2	1:C:66:PHE:CG	3.09	0.41
1:C:85:SER:OG	1:C:113:ILE:HA	2.20	0.41
1:C:126:TYR:CE2	2:D:136:GLU:HB2	2.56	0.41
2:D:11:LYS:O	2:D:114:LEU:HA	2.21	0.41
2:D:66:LYS:O	2:D:78:ILE:CB	2.67	0.41
2:D:87:THR:HA	2:D:114:LEU:O	2.19	0.41
2:B:210:PHE:CD1	2:B:210:PHE:N	2.89	0.41
3:H:12:VAL:C	3:H:20:PRO:HB3	2.41	0.41
3:H:41:GLU:CG	3:H:42:ASN:N	2.83	0.41
3:H:44:ARG:CG	3:H:64:THR:HG21	2.51	0.41
3:H:128:GLU:C	3:H:130:LEU:H	2.22	0.41
3:H:145:HIS:CD2	3:H:145:HIS:N	2.85	0.41
3:H:159:TYR:OH	5:P:2:ILE:HA	2.20	0.41
3:H:202:ARG:NH1	3:H:202:ARG:HB3	2.36	0.41
3:H:218:GLN:HG3	3:H:222:GLU:O	2.21	0.41
3:H:222:GLU:HA	3:H:222:GLU:OE1	2.21	0.41
4:L:3:LYS:HZ3	4:L:3:LYS:C	2.23	0.41
4:L:10:TYR:CE1	4:L:24:ASN:HB2	2.56	0.41
4:L:31:HIS:HA	4:L:32:PRO:C	2.41	0.41
1:C:48:LYS:O	1:C:48:LYS:CG	2.66	0.41
1:C:181:ILE:CG2	1:C:182:ALA:N	2.83	0.41
1:C:206:TYR:HA	1:C:207:PRO:HD3	1.87	0.41
2:D:79:LEU:HD21	2:D:114:LEU:HD21	2.03	0.41
2:D:146:VAL:O	2:D:146:VAL:HG13	2.20	0.41
3:I:81:LEU:HD11	3:I:95:ILE:HD11	2.03	0.41
3:I:111:ARG:HG2	3:I:112:GLY:N	2.36	0.41
4:M:3:LYS:HG2	4:M:29:GLN:HG2	2.01	0.41
3:H:205:ALA:O	3:H:242:GLN:HA	2.20	0.41
1:C:128:LEU:CD2	2:D:132:PRO:HA	2.50	0.41
2:D:124:PRO:HA	2:D:125:PRO:HD3	1.97	0.41
3:I:70:ASN:O	3:I:73:SER:HB2	2.21	0.41
3:I:168:LEU:O	3:I:172:LEU:CG	2.67	0.41
1:A:103:ALA:HA	2:B:33:TYR:CE2	2.56	0.40
1:A:114:VAL:HG13	1:A:114:VAL:O	2.21	0.40
1:A:162:ILE:HA	1:A:181:ILE:O	2.21	0.40
2:B:11:LYS:HG3	2:B:114:LEU:CD1	2.51	0.40
2:B:152:PHE:CE1	2:B:190:TYR:HB2	2.56	0.40
2:B:203:TRP:O	2:B:243:GLY:HA3	2.21	0.40

Continued on next page...

Continued from previous page...

Atom-1	Atom-2	Interatomic distance (Å)	Clash overlap (Å)
3:H:144:LYS:O	3:H:145:HIS:C	2.58	0.40
1:C:55:VAL:HG23	1:C:55:VAL:O	2.21	0.40
2:D:12:VAL:HG12	2:D:13:ALA:N	2.36	0.40
2:D:34:TRP:CD1	2:D:75:PHE:CE2	3.09	0.40
2:D:163:VAL:HG12	2:D:164:ASN:ND2	2.36	0.40
3:I:172:LEU:HD23	3:I:179:LEU:CD1	2.51	0.40
4:M:70:PHE:HD2	4:M:78:TYR:CZ	2.39	0.40
1:A:35:TYR:CD2	1:A:43:LEU:HB3	2.56	0.40
2:B:87:THR:CG2	2:B:115:SER:HA	2.39	0.40
5:P:4:ARG:O	5:P:5:TYR:O	2.39	0.40
1:C:38:TYR:HB3	1:C:39:PRO:CD	2.50	0.40
3:I:234:ARG:NH1	4:M:99:MET:O	2.45	0.40
4:M:55:SER:HB2	4:M:63:TYR:CE1	2.56	0.40
1:A:116:PRO:CG	1:A:167:VAL:HG11	2.47	0.40
1:A:206:TYR:HA	1:A:207:PRO:HD3	1.72	0.40
2:B:6:GLN:NE2	2:B:91:PHE:HA	2.36	0.40
1:C:132:ASP:C	1:C:134:ARG:H	2.25	0.40
2:D:11:LYS:O	2:D:12:VAL:HG23	2.21	0.40
2:D:131:GLU:HA	2:D:132:PRO:HD3	1.94	0.40
2:D:198:VAL:HB	2:D:202:PHE:CB	2.50	0.40
3:I:117:ALA:HA	3:I:121:CYS:O	2.21	0.40
3:I:129:ASP:OD1	3:I:129:ASP:C	2.60	0.40
3:I:178:THR:HG22	3:I:179:LEU:H	1.85	0.40
1:A:87:VAL:CG1	1:A:111:LYS:HD3	2.39	0.40
2:B:71:SER:OG	2:B:73:GLU:OE1	2.28	0.40
4:M:46:ILE:CG2	4:M:47:PRO:HD2	2.48	0.40
1:A:35:TYR:O	1:A:88:TYR:HA	2.22	0.40
1:A:128:LEU:HB3	2:B:131:GLU:O	2.21	0.40
3:H:157:ARG:O	3:H:161:GLU:HB2	2.21	0.40
1:C:205:THR:HG22	1:C:205:THR:O	2.21	0.40
2:D:2:ALA:HB1	2:D:107:TYR:CE2	2.55	0.40
3:I:145:HIS:O	3:I:148:GLU:HG2	2.22	0.40
3:I:222:GLU:CG	3:I:223:GLU:N	2.84	0.40

There are no symmetry-related clashes.

5.3 Torsion angles

5.3.1 Protein backbone

In the following table, the Percentiles column shows the percent Ramachandran outliers of the chain as a percentile score with respect to all X-ray entries followed by that with respect to entries of similar resolution.

The Analysed column shows the number of residues for which the backbone conformation was analysed, and the total number of residues.

Mol	Chain	Analysed	Favoured	Allowed	Outliers	Percentiles	
1	A	200/202 (99%)	155 (78%)	28 (14%)	17 (8%)	0	1
1	C	200/202 (99%)	148 (74%)	35 (18%)	17 (8%)	0	1
2	B	235/237 (99%)	186 (79%)	38 (16%)	11 (5%)	2	6
2	D	235/237 (99%)	178 (76%)	34 (14%)	23 (10%)	0	1
3	H	272/274 (99%)	202 (74%)	57 (21%)	13 (5%)	2	6
3	I	272/274 (99%)	205 (75%)	54 (20%)	13 (5%)	2	6
4	L	97/99 (98%)	78 (80%)	10 (10%)	9 (9%)	0	1
4	M	97/99 (98%)	79 (81%)	9 (9%)	9 (9%)	0	1
5	P	6/8 (75%)	1 (17%)	3 (50%)	2 (33%)	0	0
5	Q	6/8 (75%)	1 (17%)	3 (50%)	2 (33%)	0	0
All	All	1620/1640 (99%)	1233 (76%)	271 (17%)	116 (7%)	1	2

All (116) Ramachandran outliers are listed below:

Mol	Chain	Res	Type
1	A	28	ALA
1	A	38	TYR
1	A	61	GLY
1	A	82	TRP
1	A	173	MET
1	A	187	THR
1	A	204	ALA
2	B	28	ASN
3	H	179	LEU
3	H	226	GLN
4	L	16	GLU
4	L	47	PRO
4	L	74	GLU
4	L	85	ASP

Continued on next page...

Continued from previous page...

Mol	Chain	Res	Type
4	L	97	ARG
5	P	5	TYR
1	C	39	PRO
1	C	82	TRP
1	C	187	THR
1	C	204	ALA
2	D	15	THR
2	D	70	PRO
2	D	240	GLU
3	I	179	LEU
3	I	226	GLN
4	M	16	GLU
4	M	47	PRO
4	M	74	GLU
4	M	85	ASP
4	M	97	ARG
5	Q	3	TYR
5	Q	5	TYR
1	A	39	PRO
1	A	60	ASN
1	A	71	SER
1	A	83	SER
1	A	123	PRO
1	A	137	ASP
3	H	90	GLY
3	H	149	GLN
3	H	224	LEU
3	H	255	GLN
3	H	264	GLN
4	L	48	LYS
5	P	3	TYR
1	C	86	ALA
1	C	100	PHE
1	C	102	SER
1	C	165	ALA
1	C	173	MET
1	C	196	LYS
2	D	52	ALA
2	D	62	ASP
2	D	96	GLY
2	D	155	ASP
3	I	90	GLY

Continued on next page...

Continued from previous page...

Mol	Chain	Res	Type
3	I	149	GLN
3	I	224	LEU
3	I	255	GLN
3	I	264	GLN
4	M	48	LYS
1	A	86	ALA
1	A	171	LYS
2	B	72	GLN
3	H	213	ILE
4	L	86	SER
1	C	48	LYS
1	C	99	GLY
1	C	123	PRO
1	C	137	ASP
1	C	191	CYS
2	D	25	GLN
2	D	28	ASN
2	D	88	SER
2	D	95	GLY
2	D	110	ALA
2	D	132	PRO
2	D	206	PRO
4	M	15	PRO
4	M	76	ASP
4	M	86	SER
2	B	98	GLY
2	B	176	PRO
2	B	186	ASN
2	B	223	ASP
4	L	15	PRO
4	L	76	ASP
2	D	57	LYS
2	D	75	PHE
3	I	213	ILE
3	I	254	GLU
1	A	133	PRO
2	B	57	LYS
2	B	181	GLU
3	H	20	PRO
3	H	254	GLU
1	C	119	GLN
1	C	195	PHE

Continued on next page...

Continued from previous page...

Mol	Chain	Res	Type
2	D	73	GLU
2	D	176	PRO
2	D	98	GLY
2	D	151	GLY
2	D	202	PHE
3	I	20	PRO
3	H	162	GLY
3	I	15	PRO
2	B	233	VAL
3	H	43	PRO
3	I	43	PRO
1	A	132	ASP
3	H	15	PRO
2	D	16	GLY
2	D	154	PRO
3	I	162	GLY
2	B	95	GLY
2	B	153	PHE

5.3.2 Protein sidechains [i](#)

In the following table, the Percentiles column shows the percent sidechain outliers of the chain as a percentile score with respect to all X-ray entries followed by that with respect to entries of similar resolution.

The Analysed column shows the number of residues for which the sidechain conformation was analysed, and the total number of residues.

Mol	Chain	Analysed	Rotameric	Outliers	Percentiles
1	A	176/176 (100%)	165 (94%)	11 (6%)	15 42
1	C	176/176 (100%)	165 (94%)	11 (6%)	15 42
2	B	200/200 (100%)	182 (91%)	18 (9%)	8 25
2	D	200/200 (100%)	192 (96%)	8 (4%)	27 60
3	H	232/232 (100%)	215 (93%)	17 (7%)	11 34
3	I	232/232 (100%)	217 (94%)	15 (6%)	14 40
4	L	94/94 (100%)	86 (92%)	8 (8%)	8 27
4	M	94/94 (100%)	86 (92%)	8 (8%)	8 27
5	P	7/7 (100%)	7 (100%)	0	100 100
5	Q	7/7 (100%)	6 (86%)	1 (14%)	2 9

Continued on next page...

Continued from previous page...

Mol	Chain	Analysed	Rotameric	Outliers	Percentiles	
All	All	1418/1418 (100%)	1321 (93%)	97 (7%)	13	38

All (97) residues with a non-rotameric sidechain are listed below:

Mol	Chain	Res	Type
1	A	11	THR
1	A	83	SER
1	A	87	VAL
1	A	117	TYR
1	A	126	TYR
1	A	139	THR
1	A	161	PHE
1	A	173	MET
1	A	189	PHE
1	A	192	GLN
1	A	194	ILE
2	B	10	ASN
2	B	21	LEU
2	B	31	ASN
2	B	59	ASP
2	B	62	ASP
2	B	79	LEU
2	B	123	THR
2	B	140	LYS
2	B	146	VAL
2	B	148	LEU
2	B	150	ARG
2	B	186	ASN
2	B	194	SER
2	B	210	PHE
2	B	221	GLU
2	B	238	SER
2	B	242	TRP
2	B	246	ASP
3	H	10	THR
3	H	30	ASP
3	H	33	PHE
3	H	45	TYR
3	H	46	GLU
3	H	58	GLU
3	H	73	SER
3	H	113	TYR

Continued on next page...

Continued from previous page...

Mol	Chain	Res	Type
3	H	122	ASP
3	H	132	THR
3	H	156	LEU
3	H	182	THR
3	H	188	HIS
3	H	199	VAL
3	H	201	LEU
3	H	216	THR
3	H	268	GLU
4	L	3	LYS
4	L	21	ASN
4	L	40	LEU
4	L	58	LYS
4	L	70	PHE
4	L	73	THR
4	L	80	CYS
4	L	92	THR
1	C	24	TYR
1	C	27	SER
1	C	30	PRO
1	C	66	PHE
1	C	87	VAL
1	C	117	TYR
1	C	128	LEU
1	C	143	PHE
1	C	161	PHE
1	C	173	MET
1	C	189	PHE
2	D	10	ASN
2	D	33	TYR
2	D	79	LEU
2	D	140	LYS
2	D	175	ASP
2	D	202	PHE
2	D	221	GLU
2	D	242	TRP
3	I	10	THR
3	I	30	ASP
3	I	33	PHE
3	I	45	TYR
3	I	46	GLU
3	I	58	GLU

Continued on next page...

Continued from previous page...

Mol	Chain	Res	Type
3	I	113	TYR
3	I	122	ASP
3	I	132	THR
3	I	156	LEU
3	I	182	THR
3	I	188	HIS
3	I	199	VAL
3	I	201	LEU
3	I	268	GLU
4	M	3	LYS
4	M	21	ASN
4	M	40	LEU
4	M	58	LYS
4	M	70	PHE
4	M	73	THR
4	M	80	CYS
4	M	92	THR
5	Q	5	TYR

Sometimes sidechains can be flipped to improve hydrogen bonding and reduce clashes. All (51) such sidechains are listed below:

Mol	Chain	Res	Type
1	A	70	ASN
1	A	74	HIS
1	A	149	GLN
1	A	192	GLN
2	B	6	GLN
2	B	10	ASN
2	B	29	HIS
2	B	30	ASN
2	B	86	GLN
2	B	141	GLN
2	B	208	ASN
2	B	209	HIS
2	B	217	HIS
3	H	65	GLN
3	H	86	ASN
3	H	96	GLN
3	H	115	GLN
3	H	127	ASN
3	H	145	HIS
3	H	174	ASN

Continued on next page...

Continued from previous page...

Mol	Chain	Res	Type
3	H	188	HIS
3	H	192	HIS
3	H	263	HIS
4	L	8	GLN
4	L	21	ASN
4	L	24	ASN
1	C	74	HIS
1	C	149	GLN
1	C	186	GLN
2	D	6	GLN
2	D	10	ASN
2	D	31	ASN
2	D	86	GLN
2	D	121	ASN
2	D	139	ASN
2	D	156	HIS
2	D	204	HIS
2	D	208	ASN
2	D	215	GLN
2	D	235	GLN
3	I	86	ASN
3	I	96	GLN
3	I	115	GLN
3	I	127	ASN
3	I	145	HIS
3	I	174	ASN
3	I	188	HIS
3	I	192	HIS
3	I	263	HIS
4	M	8	GLN
4	M	21	ASN

5.3.3 RNA [i](#)

There are no RNA molecules in this entry.

5.4 Non-standard residues in protein, DNA, RNA chains [i](#)

There are no non-standard protein/DNA/RNA residues in this entry.

5.5 Carbohydrates [i](#)

There are no oligosaccharides in this entry.

5.6 Ligand geometry [i](#)

There are no ligands in this entry.

5.7 Other polymers [i](#)

There are no such residues in this entry.

5.8 Polymer linkage issues [i](#)

There are no chain breaks in this entry.

6 Fit of model and data

6.1 Protein, DNA and RNA chains

EDS was not executed - this section is therefore empty.

6.2 Non-standard residues in protein, DNA, RNA chains

EDS was not executed - this section is therefore empty.

6.3 Carbohydrates

EDS was not executed - this section is therefore empty.

6.4 Ligands

EDS was not executed - this section is therefore empty.

6.5 Other polymers

EDS was not executed - this section is therefore empty.