



# Full wwPDB X-ray Structure Validation Report ⓘ

Jun 12, 2024 – 03:22 AM EDT

PDB ID : 1E9R  
Title : Bacterial conjugative coupling protein TrwBdeltaN70. Trigonal form in complex with sulphate.  
Authors : Gomis-Rueth, F.X.; Moncalian, G.; Cabezon, E.; de la Cruz, F.; Coll, M.  
Deposited on : 2000-10-26  
Resolution : 2.40 Å (reported)

This is a Full wwPDB X-ray Structure Validation Report for a publicly released PDB entry.

We welcome your comments at [validation@mail.wwpdb.org](mailto:validation@mail.wwpdb.org)

A user guide is available at

<https://www.wwpdb.org/validation/2017/XrayValidationReportHelp>

with specific help available everywhere you see the ⓘ symbol.

The types of validation reports are described at

<http://www.wwpdb.org/validation/2017/FAQs#types>.

---

The following versions of software and data (see [references ⓘ](#)) were used in the production of this report:

MolProbity : 4.02b-467  
Mogul : 2022.3.0, CSD as543be (2022)  
Xtrriage (Phenix) : **NOT EXECUTED**  
EDS : **NOT EXECUTED**  
Percentile statistics : 20191225.v01 (using entries in the PDB archive December 25th 2019)  
Ideal geometry (proteins) : Engh & Huber (2001)  
Ideal geometry (DNA, RNA) : Parkinson et al. (1996)  
Validation Pipeline (wwPDB-VP) : 2.36.2

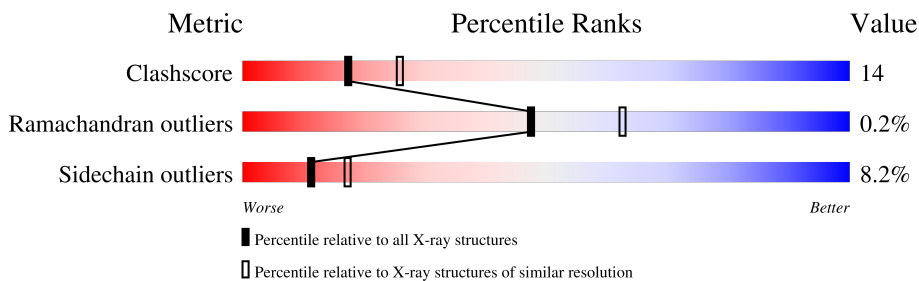
# 1 Overall quality at a glance

The following experimental techniques were used to determine the structure:

*X-RAY DIFFRACTION*

The reported resolution of this entry is 2.40 Å.

Percentile scores (ranging between 0-100) for global validation metrics of the entry are shown in the following graphic. The table shows the number of entries on which the scores are based.



Metric	Whole archive (#Entries)	Similar resolution (#Entries, resolution range(Å))
Clashscore	141614	4398 (2.40-2.40)
Ramachandran outliers	138981	4318 (2.40-2.40)
Sidechain outliers	138945	4319 (2.40-2.40)

The table below summarises the geometric issues observed across the polymeric chains and their fit to the electron density. The red, orange, yellow and green segments of the lower bar indicate the fraction of residues that contain outliers for  $\geq 3$ , 2, 1 and 0 types of geometric quality criteria respectively. A grey segment represents the fraction of residues that are not modelled. The numeric value for each fraction is indicated below the corresponding segment, with a dot representing fractions  $\leq 5\%$ .

Note EDS was not executed.

Mol	Chain	Length	Quality of chain
1	A	437	
1	B	437	
1	D	437	
1	E	437	
1	F	437	
1	G	437	

## 2 Entry composition [i](#)

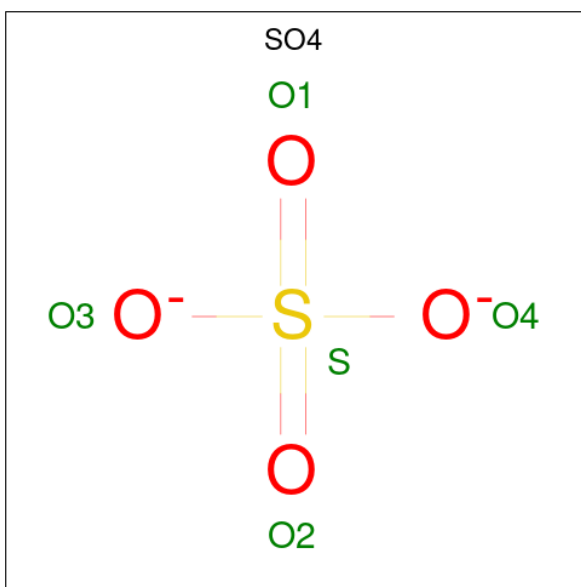
There are 3 unique types of molecules in this entry. The entry contains 20718 atoms, of which 0 are hydrogens and 0 are deuteriums.

In the tables below, the ZeroOcc column contains the number of atoms modelled with zero occupancy, the AltConf column contains the number of residues with at least one atom in alternate conformation and the Trace column contains the number of residues modelled with at most 2 atoms.

- Molecule 1 is a protein called CONJUGAL TRANSFER PROTEIN TRWB.

Mol	Chain	Residues	Atoms					ZeroOcc	AltConf	Trace
			Total	C	N	O	S			
1	A	420	Total 3292	C 2081	N 590	O 611	S 10	0	0	0
1	B	422	Total 3311	C 2093	N 593	O 615	S 10	0	0	0
1	D	415	Total 3254	C 2059	N 581	O 604	S 10	0	0	0
1	E	419	Total 3285	C 2076	N 589	O 610	S 10	0	0	0
1	F	416	Total 3265	C 2065	N 585	O 605	S 10	0	0	0
1	G	417	Total 3274	C 2070	N 587	O 607	S 10	0	0	0

- Molecule 2 is SULFATE ION (three-letter code: SO4) (formula: O<sub>4</sub>S).



Mol	Chain	Residues	Atoms	ZeroOcc	AltConf
2	A	1	Total O S 5 4 1	0	0
2	A	1	Total O S 5 4 1	0	0
2	B	1	Total O S 5 4 1	0	0
2	B	1	Total O S 5 4 1	0	0
2	D	1	Total O S 5 4 1	0	0
2	D	1	Total O S 5 4 1	0	0
2	D	1	Total O S 5 4 1	0	0
2	D	1	Total O S 5 4 1	0	0
2	E	1	Total O S 5 4 1	0	0
2	E	1	Total O S 5 4 1	0	0
2	F	1	Total O S 5 4 1	0	0
2	F	1	Total O S 5 4 1	0	0
2	F	1	Total O S 5 4 1	0	0
2	G	1	Total O S 5 4 1	0	0
2	G	1	Total O S 5 4 1	0	0

- Molecule 3 is water.

Mol	Chain	Residues	Atoms	ZeroOcc	AltConf
3	A	201	Total O 201 201	0	0
3	B	174	Total O 174 174	0	0
3	D	148	Total O 148 148	0	0
3	E	122	Total O 122 122	0	0
3	F	133	Total O 133 133	0	0

*Continued on next page...*

*Continued from previous page...*

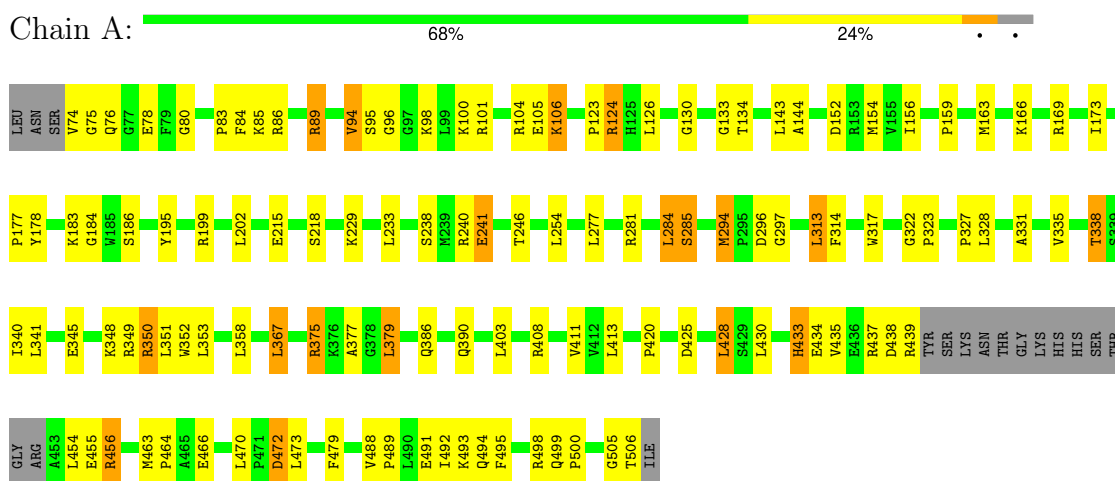
<b>Mol</b>	<b>Chain</b>	<b>Residues</b>	<b>Atoms</b>		<b>ZeroOcc</b>	<b>AltConf</b>
3	G	184	Total 184	O 184	0	0

### 3 Residue-property plots

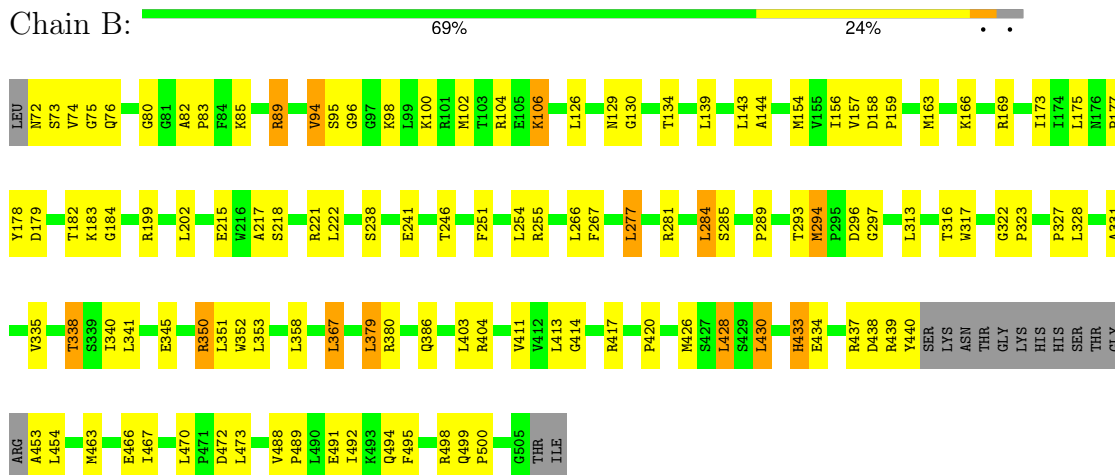
These plots are drawn for all protein, RNA, DNA and oligosaccharide chains in the entry. The first graphic for a chain summarises the proportions of the various outlier classes displayed in the second graphic. The second graphic shows the sequence view annotated by issues in geometry. Residues are color-coded according to the number of geometric quality criteria for which they contain at least one outlier: green = 0, yellow = 1, orange = 2 and red = 3 or more. Stretches of 2 or more consecutive residues without any outlier are shown as a green connector. Residues present in the sample, but not in the model, are shown in grey.

Note EDS was not executed.

- Molecule 1: CONJUGAL TRANSFER PROTEIN TRWB

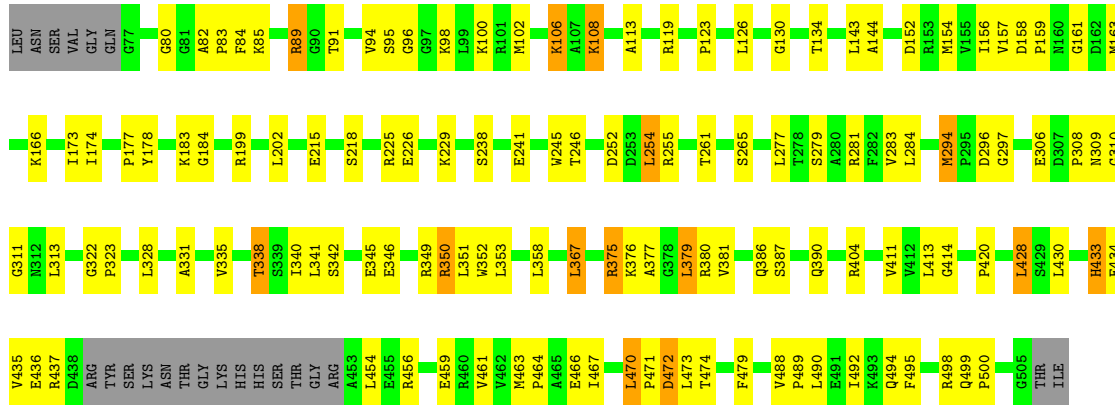


- Molecule 1: CONJUGAL TRANSFER PROTEIN TRWB



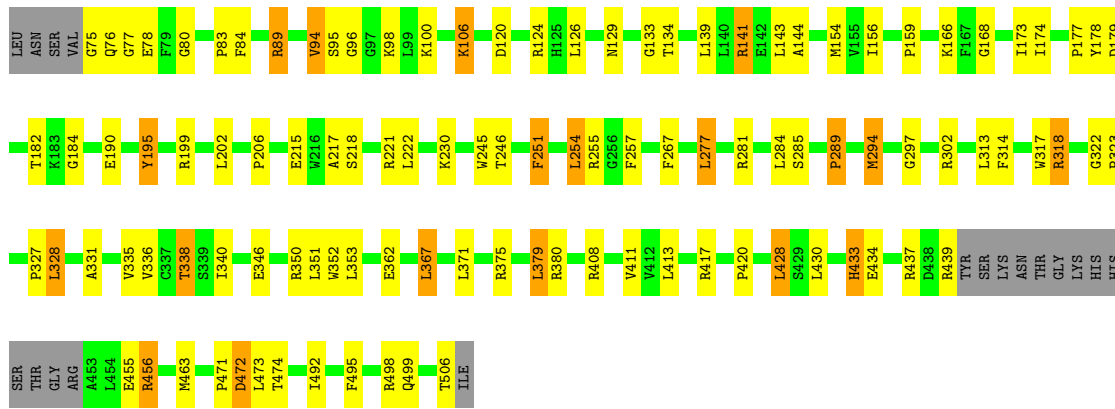
- Molecule 1: CONJUGAL TRANSFER PROTEIN TRWB





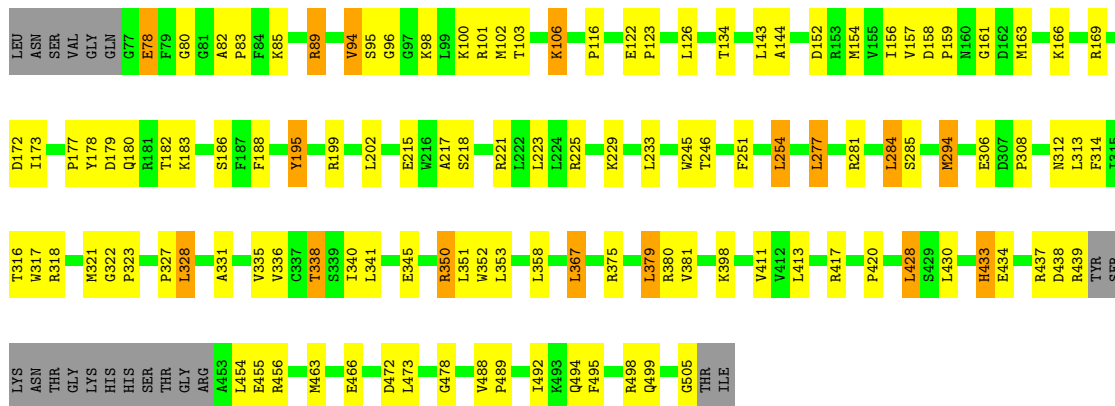
- Molecule 1: CONJUGAL TRANSFER PROTEIN TRWB

Chain E: 71% 21%



- Molecule 1: CONJUGAL TRANSFER PROTEIN TRWB

Chain F: 68% 24% 5%



- Molecule 1: CONJUGAL TRANSFER PROTEIN TRWB

Chain G: 68% 24% 5%





## 4 Data and refinement statistics

Xtrriage (Phenix) and EDS were not executed - this section is therefore incomplete.

Property	Value	Source
Space group	P 31 2 1	Depositor
Cell constants a, b, c, $\alpha$ , $\beta$ , $\gamma$	151.30Å 151.30Å 258.20Å 90.00° 90.00° 120.00°	Depositor
Resolution (Å)	50.00 – 2.40	Depositor
% Data completeness (in resolution range)	99.9 (50.00-2.40)	Depositor
$R_{merge}$	0.06	Depositor
$R_{sym}$	(Not available)	Depositor
Refinement program	CNS 1.0	Depositor
R, $R_{free}$	0.210 , 0.248	Depositor
Estimated twinning fraction	No twinning to report.	Xtrriage
Total number of atoms	20718	wwPDB-VP
Average B, all atoms (Å <sup>2</sup> )	42.0	wwPDB-VP

## 5 Model quality

### 5.1 Standard geometry

Bond lengths and bond angles in the following residue types are not validated in this section: SO4

The Z score for a bond length (or angle) is the number of standard deviations the observed value is removed from the expected value. A bond length (or angle) with  $|Z| > 5$  is considered an outlier worth inspection. RMSZ is the root-mean-square of all Z scores of the bond lengths (or angles).

Mol	Chain	Bond lengths		Bond angles	
		RMSZ	# Z  >5	RMSZ	# Z  >5
1	A	0.39	0/3356	0.68	1/4536 (0.0%)
1	B	0.39	0/3376	0.66	0/4563
1	D	0.40	0/3318	0.64	0/4485
1	E	0.40	0/3349	0.67	0/4526
1	F	0.40	0/3329	0.65	0/4499
1	G	0.41	0/3338	0.67	0/4511
All	All	0.40	0/20066	0.66	1/27120 (0.0%)

Chiral center outliers are detected by calculating the chiral volume of a chiral center and verifying if the center is modelled as a planar moiety or with the opposite hand. A planarity outlier is detected by checking planarity of atoms in a peptide group, atoms in a mainchain group or atoms of a sidechain that are expected to be planar.

Mol	Chain	#Chirality outliers	#Planarity outliers
1	E	0	1

There are no bond length outliers.

All (1) bond angle outliers are listed below:

Mol	Chain	Res	Type	Atoms	Z	Observed(°)	Ideal(°)
1	A	86	ARG	NE-CZ-NH1	5.28	122.94	120.30

There are no chirality outliers.

All (1) planarity outliers are listed below:

Mol	Chain	Res	Type	Group
1	E	195	TYR	Sidechain

## 5.2 Too-close contacts [i](#)

In the following table, the Non-H and H(model) columns list the number of non-hydrogen atoms and hydrogen atoms in the chain respectively. The H(added) column lists the number of hydrogen atoms added and optimized by MolProbity. The Clashes column lists the number of clashes within the asymmetric unit, whereas Symm-Clashes lists symmetry-related clashes.

Mol	Chain	Non-H	H(model)	H(added)	Clashes	Symm-Clashes
1	A	3292	0	3323	110	0
1	B	3311	0	3336	90	0
1	D	3254	0	3283	107	0
1	E	3285	0	3314	81	0
1	F	3265	0	3296	94	0
1	G	3274	0	3304	107	0
2	A	10	0	0	0	0
2	B	10	0	0	0	0
2	D	20	0	0	0	0
2	E	10	0	0	0	0
2	F	15	0	0	0	0
2	G	10	0	0	0	0
3	A	201	0	0	9	0
3	B	174	0	0	7	0
3	D	148	0	0	2	0
3	E	122	0	0	4	0
3	F	133	0	0	7	0
3	G	184	0	0	9	0
All	All	20718	0	19856	547	0

The all-atom clashscore is defined as the number of clashes found per 1000 atoms (including hydrogen atoms). The all-atom clashscore for this structure is 14.

All (547) close contacts within the same asymmetric unit are listed below, sorted by their clash magnitude.

Atom-1	Atom-2	Interatomic distance (Å)	Clash overlap (Å)
1:D:375:ARG:HH11	1:D:375:ARG:HB3	1.20	1.02
1:D:108:LYS:H	1:D:108:LYS:HD2	1.25	0.98
1:G:350:ARG:HG3	1:G:350:ARG:HH11	1.26	0.98
1:A:124:ARG:HG3	1:A:124:ARG:HH11	1.32	0.94
1:A:75:GLY:H	1:A:83:PRO:HB3	1.33	0.93
1:E:177:PRO:HB3	1:E:294:MET:HG2	1.51	0.91
1:D:350:ARG:HB2	1:D:350:ARG:HH11	1.41	0.86
1:A:375:ARG:HH11	1:A:375:ARG:HB3	1.42	0.85
1:G:229:LYS:NZ	1:G:229:LYS:HB3	1.92	0.84

*Continued on next page...*

*Continued from previous page...*

Atom-1	Atom-2	Interatomic distance (Å)	Clash overlap (Å)
1:F:246:THR:O	1:F:281:ARG:HD2	1.77	0.84
1:F:89:ARG:HD2	1:F:434:GLU:OE1	1.78	0.84
1:E:89:ARG:HD2	1:E:434:GLU:OE1	1.78	0.83
1:G:178:TYR:CE1	1:G:321:MET:HE1	2.16	0.80
1:A:124:ARG:HG3	1:A:124:ARG:NH1	1.90	0.80
1:G:229:LYS:HB3	1:G:229:LYS:HZ2	1.46	0.80
1:D:246:THR:O	1:D:281:ARG:HD2	1.80	0.79
1:G:246:THR:O	1:G:281:ARG:HD2	1.82	0.79
1:F:154:MET:HB3	1:F:352:TRP:HB2	1.66	0.78
1:A:89:ARG:HD2	1:A:434:GLU:OE1	1.84	0.77
1:B:246:THR:O	1:B:281:ARG:HD2	1.84	0.77
1:B:350:ARG:HH11	1:B:350:ARG:HB2	1.50	0.77
1:F:463:MET:SD	1:G:89:ARG:HD3	2.26	0.76
1:A:456:ARG:HD3	1:G:82:ALA:CB	2.16	0.76
1:B:72:ASN:HD21	1:B:438:ASP:HB2	1.51	0.76
1:B:473:LEU:HD11	1:B:492:ILE:HD11	1.68	0.75
1:F:350:ARG:HH11	1:F:350:ARG:HB2	1.49	0.75
1:E:246:THR:O	1:E:281:ARG:HD2	1.85	0.75
1:F:96:GLY:O	1:F:100:LYS:HG3	1.86	0.74
1:B:166:LYS:HD3	1:B:495:PHE:HB2	1.70	0.74
1:D:199:ARG:HE	1:D:338:THR:HG22	1.51	0.74
1:A:246:THR:O	1:A:281:ARG:HD2	1.86	0.74
1:E:154:MET:HE3	1:E:156:ILE:HD11	1.70	0.74
1:D:89:ARG:HD2	1:D:434:GLU:OE1	1.87	0.74
1:G:367:LEU:HD13	1:G:403:LEU:HD11	1.70	0.74
1:D:345:GLU:CD	1:D:345:GLU:H	1.91	0.73
1:G:154:MET:CE	1:G:156:ILE:HD11	2.19	0.73
1:D:375:ARG:HB3	1:D:375:ARG:NH1	2.01	0.73
1:E:473:LEU:HD11	1:E:492:ILE:HD11	1.70	0.73
1:B:73:SER:HA	1:B:76:GLN:HE21	1.54	0.73
1:D:226:GLU:HG3	1:D:261:THR:HB	1.71	0.73
1:G:89:ARG:HD2	1:G:434:GLU:OE1	1.87	0.73
1:A:420:PRO:HB2	1:B:428:LEU:HD13	1.72	0.72
1:G:226:GLU:HG3	1:G:261:THR:HB	1.72	0.72
1:D:350:ARG:HH11	1:D:350:ARG:CB	2.03	0.72
1:F:199:ARG:HE	1:F:338:THR:HG22	1.55	0.71
1:B:94:VAL:HG22	1:B:98:LYS:HD3	1.70	0.71
1:E:350:ARG:HG2	1:E:380:ARG:CZ	2.19	0.71
1:F:345:GLU:CD	1:F:345:GLU:H	1.90	0.71
1:E:463:MET:SD	1:F:89:ARG:HD3	2.31	0.71
1:A:345:GLU:CD	1:A:345:GLU:H	1.94	0.71

*Continued on next page...*

*Continued from previous page...*

Atom-1	Atom-2	Interatomic distance (Å)	Clash overlap (Å)
1:F:340:ILE:HD13	1:F:379:LEU:HG	1.73	0.70
1:A:199:ARG:HE	1:A:338:THR:HG22	1.57	0.70
1:B:144:ALA:HB1	1:B:154:MET:HE1	1.72	0.70
1:A:124:ARG:HH11	1:A:124:ARG:CG	2.05	0.70
1:B:154:MET:HB3	1:B:352:TRP:HB2	1.74	0.69
1:F:94:VAL:HG13	1:F:98:LYS:HB3	1.73	0.69
1:F:180:GLN:HB2	1:F:505:GLY:HA2	1.73	0.68
1:A:439:ARG:HA	1:A:439:ARG:NE	2.07	0.68
1:F:78:GLU:HB3	3:F:2004:HOH:O	1.94	0.68
1:D:82:ALA:CB	1:E:456:ARG:HD3	2.23	0.67
1:B:166:LYS:O	1:B:498:ARG:HD2	1.94	0.67
1:G:154:MET:HE3	1:G:156:ILE:HD11	1.77	0.67
1:F:106:LYS:HD2	3:F:2018:HOH:O	1.94	0.67
1:D:199:ARG:HE	1:D:338:THR:CG2	2.07	0.67
1:G:350:ARG:HH11	1:G:350:ARG:CG	2.06	0.66
1:A:463:MET:SD	1:B:89:ARG:HD3	2.36	0.66
1:A:85:LYS:HD2	1:A:454:LEU:HD21	1.77	0.66
1:D:309:ASN:O	1:D:311:GLY:N	2.29	0.65
1:E:94:VAL:HG13	1:E:98:LYS:HB3	1.78	0.65
1:G:195:TYR:HB3	3:G:2061:HOH:O	1.96	0.65
1:E:154:MET:CE	1:E:156:ILE:HD11	2.25	0.65
1:G:106:LYS:HD3	1:G:106:LYS:N	2.11	0.65
1:G:76:GLN:HB3	3:G:2003:HOH:O	1.97	0.65
1:B:340:ILE:HD13	1:B:379:LEU:HG	1.77	0.65
1:E:154:MET:HB3	1:E:352:TRP:HB2	1.78	0.65
1:G:498:ARG:O	1:G:498:ARG:HG2	1.97	0.64
1:B:104:ARG:HD3	3:B:2009:HOH:O	1.96	0.64
1:E:96:GLY:O	1:E:100:LYS:HG3	1.97	0.64
1:F:154:MET:HE3	1:F:156:ILE:HD11	1.78	0.64
1:A:473:LEU:HD11	1:A:492:ILE:HD11	1.79	0.64
1:B:173:ILE:HG23	1:B:183:LYS:HG3	1.80	0.64
1:D:340:ILE:HD13	1:D:379:LEU:HG	1.80	0.64
1:D:463:MET:SD	1:E:89:ARG:HD3	2.37	0.64
1:A:340:ILE:HD13	1:A:379:LEU:HG	1.79	0.63
1:A:96:GLY:O	1:A:100:LYS:HG3	1.99	0.63
1:B:89:ARG:HD2	1:B:434:GLU:OE1	1.99	0.63
1:E:199:ARG:HE	1:E:338:THR:HG22	1.64	0.63
1:G:96:GLY:O	1:G:100:LYS:HG3	1.98	0.63
1:F:154:MET:CE	1:F:156:ILE:HD11	2.29	0.63
1:A:106:LYS:HD3	1:A:106:LYS:N	2.13	0.63
1:D:94:VAL:HG13	1:D:98:LYS:HB3	1.81	0.63

*Continued on next page...*

*Continued from previous page...*

Atom-1	Atom-2	Interatomic distance (Å)	Clash overlap (Å)
1:B:199:ARG:HE	1:B:338:THR:HG22	1.65	0.62
1:G:199:ARG:HE	1:G:338:THR:HG22	1.64	0.62
1:A:89:ARG:HG2	1:G:80:GLY:O	2.00	0.62
1:A:74:VAL:HG22	1:A:74:VAL:O	1.98	0.62
1:D:108:LYS:H	1:D:108:LYS:CD	1.99	0.62
1:A:438:ASP:O	1:A:439:ARG:HG2	1.99	0.61
1:A:456:ARG:NH1	1:G:437:ARG:HD2	2.16	0.61
1:E:134:THR:HB	1:E:413:LEU:HB3	1.82	0.61
1:D:437:ARG:HD2	1:E:456:ARG:NH1	2.15	0.61
1:B:154:MET:CE	1:B:156:ILE:HD11	2.31	0.61
1:D:154:MET:CE	1:D:156:ILE:HD11	2.31	0.61
1:B:144:ALA:HB1	1:B:154:MET:CE	2.31	0.61
1:G:94:VAL:HG22	1:G:98:LYS:HD3	1.81	0.61
1:A:350:ARG:HH11	1:A:350:ARG:HB2	1.66	0.60
1:E:190:GLU:OE1	1:E:302:ARG:HG3	2.01	0.60
1:B:85:LYS:HD2	1:B:454:LEU:HD21	1.83	0.60
1:A:154:MET:HB3	1:A:352:TRP:HB2	1.83	0.60
1:D:123:PRO:HB2	1:D:375:ARG:HD3	1.84	0.60
1:F:177:PRO:HB3	1:F:294:MET:HG2	1.84	0.60
1:D:177:PRO:HB3	1:D:294:MET:HE2	1.84	0.60
1:D:126:LEU:HD11	1:D:411:VAL:HG23	1.84	0.60
1:A:154:MET:CE	1:A:156:ILE:HD11	2.32	0.60
1:F:126:LEU:HD11	1:F:411:VAL:HG23	1.84	0.60
1:D:134:THR:HB	1:D:413:LEU:HB3	1.84	0.59
1:F:82:ALA:CB	1:G:456:ARG:HD3	2.32	0.59
1:G:134:THR:HB	1:G:413:LEU:HB3	1.84	0.59
1:B:293:THR:HG21	3:B:2098:HOH:O	2.02	0.59
1:G:439:ARG:HB2	1:G:439:ARG:NH1	2.18	0.59
1:A:199:ARG:HE	1:A:338:THR:CG2	2.16	0.59
1:A:456:ARG:HD3	1:G:82:ALA:HB2	1.83	0.59
1:E:318:ARG:NH2	1:F:341:LEU:O	2.36	0.59
1:D:173:ILE:HG23	1:D:183:LYS:HG3	1.85	0.58
1:G:439:ARG:HB2	1:G:439:ARG:HH11	1.66	0.58
1:F:169:ARG:HD3	1:F:172:ASP:OD2	2.04	0.58
1:G:154:MET:HE2	1:G:156:ILE:HD11	1.85	0.58
1:B:215:GLU:O	1:B:218:SER:HB3	2.03	0.58
1:G:340:ILE:HD13	1:G:379:LEU:HG	1.84	0.58
1:E:498:ARG:O	1:E:499:GLN:HB2	2.04	0.58
1:G:178:TYR:CD1	1:G:321:MET:HE1	2.38	0.58
1:D:106:LYS:HD3	1:D:106:LYS:N	2.19	0.58
1:F:199:ARG:HE	1:F:338:THR:CG2	2.15	0.58

*Continued on next page...*

*Continued from previous page...*

Atom-1	Atom-2	Interatomic distance (Å)	Clash overlap (Å)
1:B:106:LYS:HD3	1:B:106:LYS:N	2.19	0.57
1:A:390:GLN:HG3	3:B:2132:HOH:O	2.02	0.57
1:F:166:LYS:HD2	1:F:495:PHE:HB2	1.85	0.57
1:G:215:GLU:O	1:G:218:SER:HB3	2.04	0.57
1:D:82:ALA:HB2	1:E:456:ARG:HD3	1.85	0.57
1:D:473:LEU:HD11	1:D:492:ILE:HD11	1.85	0.57
1:E:177:PRO:HG2	1:E:178:TYR:CD1	2.39	0.57
1:E:498:ARG:O	1:E:498:ARG:HG2	2.02	0.57
1:B:327:PRO:HG2	3:B:2107:HOH:O	2.03	0.57
1:B:350:ARG:HH11	1:B:350:ARG:CB	2.18	0.57
1:F:246:THR:HB	1:F:284:LEU:HD23	1.86	0.57
1:B:134:THR:HB	1:B:413:LEU:HB3	1.86	0.57
1:D:494:GLN:HA	1:D:494:GLN:NE2	2.19	0.57
1:D:166:LYS:HD2	1:D:495:PHE:HB2	1.87	0.56
1:G:94:VAL:HG13	1:G:98:LYS:HB3	1.86	0.56
1:F:223:LEU:HD23	1:F:284:LEU:HD22	1.88	0.56
1:A:493:LYS:NZ	3:A:2191:HOH:O	2.37	0.56
1:B:106:LYS:HD3	1:B:106:LYS:H	1.69	0.56
1:B:184:GLY:HA3	1:B:297:GLY:HA3	1.86	0.56
1:D:108:LYS:HD2	1:D:108:LYS:N	2.07	0.56
1:A:94:VAL:HG13	1:A:98:LYS:HB3	1.86	0.56
1:D:470:LEU:HD23	1:D:471:PRO:HD2	1.88	0.56
1:E:433:HIS:HD2	1:E:433:HIS:O	1.89	0.56
1:G:162:ASP:HB2	3:G:2042:HOH:O	2.05	0.56
1:E:206:PRO:HG2	1:E:362:GLU:OE1	2.06	0.56
1:G:171:LYS:HE3	1:G:309:ASN:O	2.06	0.56
1:G:322:GLY:N	1:G:323:PRO:HD2	2.21	0.56
1:B:72:ASN:ND2	1:B:438:ASP:HB2	2.20	0.56
1:B:417:ARG:NH1	1:D:479:PHE:O	2.39	0.56
1:A:350:ARG:HH11	1:A:350:ARG:CG	2.20	0.56
1:D:499:GLN:HG2	1:D:500:PRO:HD2	1.88	0.55
1:B:322:GLY:N	1:B:323:PRO:HD2	2.21	0.55
1:B:331:ALA:O	1:B:335:VAL:HG23	2.06	0.55
1:D:358:LEU:HD11	1:D:367:LEU:HD11	1.88	0.55
1:E:199:ARG:HE	1:E:338:THR:CG2	2.20	0.55
1:G:184:GLY:HA3	1:G:297:GLY:HA3	1.88	0.55
1:F:350:ARG:HH11	1:F:350:ARG:CB	2.16	0.55
1:F:498:ARG:O	1:F:499:GLN:HB2	2.07	0.55
1:G:177:PRO:HG2	1:G:178:TYR:CD1	2.42	0.55
1:D:106:LYS:HD3	1:D:106:LYS:H	1.71	0.55
1:B:238:SER:HB3	1:B:241:GLU:HB2	1.88	0.55

*Continued on next page...*

*Continued from previous page...*

Atom-1	Atom-2	Interatomic distance (Å)	Clash overlap (Å)
1:G:199:ARG:HE	1:G:338:THR:CG2	2.20	0.55
1:B:367:LEU:HD13	1:B:403:LEU:HD11	1.90	0.54
1:A:173:ILE:HG23	1:A:183:LYS:HG3	1.89	0.54
1:D:83:PRO:O	1:D:437:ARG:HD3	2.07	0.54
1:E:331:ALA:O	1:E:335:VAL:HG23	2.07	0.54
1:A:106:LYS:HD3	1:A:106:LYS:H	1.71	0.54
1:D:177:PRO:CA	1:D:294:MET:HE2	2.36	0.54
1:F:154:MET:CB	1:F:352:TRP:HB2	2.35	0.54
1:B:154:MET:HE2	1:B:156:ILE:HD11	1.89	0.54
1:D:331:ALA:O	1:D:335:VAL:HG23	2.08	0.54
1:D:350:ARG:HH11	1:D:350:ARG:CG	2.19	0.54
1:F:225:ARG:O	1:F:229:LYS:HB2	2.08	0.54
1:D:154:MET:HE3	1:D:156:ILE:HD11	1.87	0.54
1:F:313:LEU:HD23	1:F:314:PHE:N	2.23	0.54
1:A:134:THR:HB	1:A:413:LEU:HB3	1.90	0.54
1:B:80:GLY:O	1:D:89:ARG:HG2	2.08	0.54
1:G:439:ARG:NH1	1:G:439:ARG:CB	2.70	0.54
1:A:240:ARG:HG2	3:A:2097:HOH:O	2.07	0.54
1:A:425:ASP:HB2	3:A:2169:HOH:O	2.08	0.54
1:E:139:LEU:HD23	1:E:139:LEU:O	2.07	0.53
1:F:134:THR:HB	1:F:413:LEU:HB3	1.89	0.53
1:E:184:GLY:HA3	1:E:297:GLY:HA3	1.89	0.53
1:E:327:PRO:HG2	3:E:2070:HOH:O	2.08	0.53
1:G:154:MET:HB3	1:G:352:TRP:HB2	1.90	0.53
1:G:306:GLU:O	1:G:308:PRO:HD3	2.08	0.53
1:D:177:PRO:CB	1:D:294:MET:HE2	2.38	0.53
1:F:438:ASP:O	1:F:439:ARG:HB2	2.07	0.53
1:F:179:ASP:O	1:F:182:THR:HG22	2.09	0.53
1:A:367:LEU:HD13	1:A:403:LEU:HD11	1.91	0.53
1:D:154:MET:HB3	1:D:352:TRP:HB2	1.89	0.53
1:F:379:LEU:HD13	1:F:381:VAL:HG23	1.91	0.53
1:B:222:LEU:HD23	1:B:267:PHE:CZ	2.44	0.53
1:E:106:LYS:HD3	1:E:106:LYS:N	2.23	0.53
1:G:439:ARG:O	1:G:439:ARG:HG3	2.09	0.53
1:A:106:LYS:H	1:A:106:LYS:CD	2.22	0.53
1:A:177:PRO:HG2	1:A:178:TYR:CD1	2.44	0.53
1:D:488:VAL:HG13	1:D:489:PRO:HD2	1.90	0.53
1:D:85:LYS:HD2	1:D:454:LEU:HD21	1.91	0.52
1:A:375:ARG:HB3	1:A:375:ARG:NH1	2.20	0.52
1:B:463:MET:HB2	1:B:466:GLU:HG3	1.91	0.52
1:G:350:ARG:HG3	1:G:350:ARG:NH1	2.06	0.52

*Continued on next page...*



*Continued from previous page...*

Atom-1	Atom-2	Interatomic distance (Å)	Clash overlap (Å)
1:A:75:GLY:O	1:A:76:GLN:HB2	2.08	0.52
1:D:238:SER:HB3	1:D:241:GLU:HB2	1.92	0.52
1:E:75:GLY:HA3	1:E:84:PHE:CE1	2.44	0.52
1:E:322:GLY:N	1:E:323:PRO:HD2	2.24	0.52
1:D:499:GLN:CG	1:D:500:PRO:HD2	2.39	0.52
1:G:226:GLU:CG	1:G:261:THR:HB	2.40	0.52
1:D:404:ARG:NH1	3:D:2119:HOH:O	2.41	0.52
1:G:144:ALA:HB1	1:G:154:MET:CE	2.40	0.52
1:A:144:ALA:HB1	1:A:154:MET:CE	2.40	0.52
1:E:294:MET:HG3	1:E:328:LEU:HD11	1.92	0.52
1:A:126:LEU:HD11	1:A:411:VAL:HG23	1.91	0.51
1:A:331:ALA:O	1:A:335:VAL:HG23	2.10	0.51
1:B:106:LYS:H	1:B:106:LYS:CD	2.23	0.51
1:B:246:THR:HB	1:B:284:LEU:HD23	1.92	0.51
1:A:177:PRO:HB3	1:A:294:MET:HG2	1.92	0.51
1:F:322:GLY:N	1:F:323:PRO:HD2	2.25	0.51
1:A:154:MET:HE3	1:A:156:ILE:HD11	1.92	0.51
1:A:456:ARG:HH11	1:G:437:ARG:HD2	1.75	0.51
1:A:177:PRO:HA	1:A:294:MET:HE1	1.93	0.51
1:B:498:ARG:O	1:B:499:GLN:HB2	2.11	0.51
1:E:340:ILE:HD13	1:E:379:LEU:HG	1.93	0.51
1:F:173:ILE:HG23	1:F:183:LYS:HG3	1.91	0.51
1:A:144:ALA:HB1	1:A:154:MET:HE1	1.92	0.51
1:G:124:ARG:HE	1:G:375:ARG:HH12	1.58	0.51
1:A:166:LYS:HD2	1:A:495:PHE:HB2	1.92	0.51
1:F:98:LYS:O	1:F:101:ARG:HB2	2.11	0.51
1:F:245:TRP:O	1:F:254:LEU:HG	2.11	0.51
1:D:433:HIS:HD2	1:D:433:HIS:O	1.94	0.51
1:F:463:MET:HB2	1:F:466:GLU:HG3	1.92	0.50
1:D:158:ASP:OD2	1:D:161:GLY:HA2	2.11	0.50
1:F:437:ARG:HD2	1:G:456:ARG:NH1	2.26	0.50
1:F:473:LEU:CD1	1:F:492:ILE:HD11	2.41	0.50
1:B:411:VAL:HG12	1:B:413:LEU:CD1	2.42	0.50
1:B:414:GLY:HA2	1:B:467:ILE:HG23	1.93	0.50
1:B:420:PRO:HB2	1:D:428:LEU:HD13	1.94	0.50
1:F:177:PRO:HG2	1:F:178:TYR:CD1	2.47	0.50
1:B:96:GLY:O	1:B:100:LYS:HG3	2.12	0.50
1:B:499:GLN:HG2	1:B:500:PRO:HD2	1.93	0.50
1:D:464:PRO:HD2	3:D:2135:HOH:O	2.11	0.50
1:E:375:ARG:HG2	1:E:375:ARG:HH11	1.75	0.50
1:E:420:PRO:HB2	1:F:428:LEU:HD13	1.94	0.50

*Continued on next page...*

*Continued from previous page...*

Atom-1	Atom-2	Interatomic distance (Å)	Clash overlap (Å)
1:D:84:PHE:HB3	1:D:437:ARG:HG3	1.93	0.50
1:G:439:ARG:CZ	1:G:439:ARG:HB3	2.42	0.50
1:A:184:GLY:HA3	1:A:297:GLY:HA3	1.93	0.50
1:A:488:VAL:HG13	1:A:489:PRO:HD2	1.94	0.50
1:F:331:ALA:O	1:F:335:VAL:HG23	2.12	0.50
1:A:123:PRO:HB2	1:A:375:ARG:HG3	1.92	0.50
1:G:133:GLY:O	1:G:472:ASP:OD2	2.29	0.50
1:G:388:THR:HG22	3:G:2129:HOH:O	2.12	0.50
1:D:91:THR:HB	1:D:461:VAL:HG21	1.94	0.49
1:E:352:TRP:CE2	1:E:380:ARG:HD3	2.47	0.49
1:F:144:ALA:HB1	1:F:154:MET:CE	2.41	0.49
1:A:89:ARG:HG2	1:G:80:GLY:C	2.32	0.49
1:B:437:ARG:HD2	1:D:456:ARG:NH1	2.27	0.49
1:F:103:THR:OG1	1:F:116:PRO:HG2	2.12	0.49
1:F:488:VAL:HG13	1:F:489:PRO:HD2	1.95	0.49
1:B:173:ILE:HG23	1:B:183:LYS:CG	2.41	0.49
1:F:106:LYS:H	1:F:106:LYS:CD	2.25	0.49
1:G:106:LYS:CD	1:G:106:LYS:H	2.26	0.49
1:A:322:GLY:N	1:A:323:PRO:HD2	2.27	0.49
1:G:331:ALA:O	1:G:335:VAL:HG23	2.12	0.49
1:A:154:MET:HE2	1:A:156:ILE:HD11	1.95	0.49
1:E:106:LYS:HD3	1:E:106:LYS:H	1.77	0.49
1:E:336:VAL:O	1:E:340:ILE:HG23	2.12	0.49
1:G:400:ALA:O	1:G:404:ARG:HG3	2.13	0.49
1:A:411:VAL:HG12	1:A:413:LEU:CD1	2.43	0.48
1:E:76:GLN:C	1:E:78:GLU:H	2.16	0.48
1:F:327:PRO:HG2	3:F:2089:HOH:O	2.13	0.48
1:D:225:ARG:O	1:D:229:LYS:HB2	2.12	0.48
1:D:414:GLY:HA2	1:D:467:ILE:CG2	2.43	0.48
1:D:346:GLU:HB2	1:D:349:ARG:NH2	2.28	0.48
1:E:84:PHE:HB3	1:E:437:ARG:HG3	1.94	0.48
1:E:251:PHE:CE1	1:E:277:LEU:HD13	2.47	0.48
1:B:154:MET:HE3	1:B:156:ILE:HD11	1.96	0.48
1:A:195:TYR:HB3	3:G:2051:HOH:O	2.13	0.48
1:A:375:ARG:HH11	1:A:375:ARG:CB	2.22	0.48
1:E:80:GLY:O	1:F:89:ARG:HG2	2.13	0.48
1:B:199:ARG:HE	1:B:338:THR:CG2	2.25	0.48
1:E:471:PRO:HG2	1:E:474:THR:OG1	2.14	0.48
1:F:98:LYS:O	1:F:102:MET:HG3	2.14	0.48
1:D:96:GLY:O	1:D:100:LYS:HG3	2.14	0.48
1:E:94:VAL:HG22	1:E:98:LYS:HG2	1.95	0.48

*Continued on next page...*

*Continued from previous page...*

Atom-1	Atom-2	Interatomic distance (Å)	Clash overlap (Å)
1:B:102:MET:HE2	3:B:2157:HOH:O	2.14	0.48
1:D:113:ALA:HA	1:D:490:LEU:HD23	1.95	0.48
1:D:144:ALA:HB1	1:D:154:MET:CE	2.44	0.48
1:E:83:PRO:O	1:E:437:ARG:HD3	2.14	0.48
1:G:87:PHE:HA	1:G:435:VAL:HG12	1.96	0.48
1:A:350:ARG:HH11	1:A:350:ARG:CB	2.26	0.48
1:A:494:GLN:HA	1:A:494:GLN:NE2	2.29	0.47
1:G:126:LEU:HD11	1:G:411:VAL:HG23	1.96	0.47
1:B:340:ILE:HG13	1:B:341:LEU:N	2.29	0.47
1:D:106:LYS:H	1:D:106:LYS:CD	2.24	0.47
1:D:352:TRP:CE2	1:D:380:ARG:HD3	2.50	0.47
1:F:158:ASP:O	1:F:316:THR:HA	2.14	0.47
1:A:169:ARG:HG2	1:A:498:ARG:NH2	2.28	0.47
1:F:134:THR:HA	1:F:472:ASP:OD1	2.13	0.47
1:B:440:TYR:CD1	1:B:440:TYR:N	2.82	0.47
1:B:179:ASP:O	1:B:182:THR:HG22	2.15	0.47
1:B:463:MET:SD	1:D:89:ARG:HD3	2.55	0.47
1:D:80:GLY:O	1:E:89:ARG:HG2	2.15	0.47
1:F:94:VAL:HG13	1:F:95:SER:N	2.29	0.47
1:A:83:PRO:O	1:A:437:ARG:HD3	2.14	0.47
1:A:350:ARG:HH11	1:A:350:ARG:HG3	1.79	0.47
1:B:129:ASN:OD1	1:B:426:MET:SD	2.72	0.47
1:B:255:ARG:HG3	1:B:255:ARG:HH11	1.79	0.47
1:E:230:LYS:HD3	1:E:257:PHE:CZ	2.50	0.47
1:F:85:LYS:HD2	1:F:454:LEU:HD21	1.97	0.47
1:F:95:SER:HA	3:F:2004:HOH:O	2.14	0.47
1:D:411:VAL:HG12	1:D:413:LEU:CD1	2.44	0.47
1:F:82:ALA:HB2	1:G:456:ARG:HD3	1.96	0.47
1:D:144:ALA:HB1	1:D:154:MET:HE1	1.97	0.47
1:F:195:TYR:CZ	1:F:199:ARG:HD2	2.50	0.47
1:G:78:GLU:HA	3:G:2004:HOH:O	2.15	0.47
1:B:177:PRO:HB3	1:B:294:MET:HG2	1.97	0.47
1:D:437:ARG:HD2	1:E:456:ARG:HH11	1.79	0.47
1:A:358:LEU:HD11	1:A:367:LEU:HD11	1.96	0.46
1:B:281:ARG:NH2	1:D:265:SER:HB3	2.30	0.46
1:D:94:VAL:HG13	1:D:95:SER:N	2.30	0.46
1:E:215:GLU:O	1:E:218:SER:HB3	2.15	0.46
1:A:124:ARG:NH2	1:G:472:ASP:CG	2.69	0.46
1:G:106:LYS:HD3	1:G:106:LYS:H	1.76	0.46
1:F:473:LEU:HD11	1:F:492:ILE:HD11	1.96	0.46
1:A:246:THR:HB	1:A:284:LEU:HD23	1.98	0.46

*Continued on next page...*

*Continued from previous page...*

Atom-1	Atom-2	Interatomic distance (Å)	Clash overlap (Å)
1:A:498:ARG:O	1:A:499:GLN:HB2	2.15	0.46
1:E:313:LEU:HD23	1:E:314:PHE:N	2.29	0.46
1:A:101:ARG:HD2	3:A:2013:HOH:O	2.16	0.46
1:D:154:MET:HE2	1:D:156:ILE:HD11	1.97	0.46
1:F:251:PHE:CE1	1:F:277:LEU:HD13	2.51	0.46
1:G:177:PRO:HB3	1:G:294:MET:HG2	1.98	0.46
1:G:492:ILE:O	1:G:492:ILE:HG22	2.15	0.46
1:A:215:GLU:O	1:A:218:SER:HB3	2.16	0.46
1:D:184:GLY:HA3	1:D:297:GLY:HA3	1.98	0.46
1:F:420:PRO:HB2	1:G:428:LEU:HD13	1.98	0.46
1:A:238:SER:HB3	1:A:241:GLU:HB2	1.98	0.46
1:A:428:LEU:HD13	1:G:420:PRO:HB2	1.98	0.46
1:D:119:ARG:HH12	1:D:350:ARG:HE	1.64	0.46
1:E:94:VAL:CG2	1:E:98:LYS:HG2	2.46	0.46
1:A:433:HIS:HD2	1:A:433:HIS:O	1.99	0.46
1:B:154:MET:CB	1:B:352:TRP:HB2	2.43	0.46
1:E:506:THR:HB	3:E:2122:HOH:O	2.15	0.46
1:D:379:LEU:HD13	1:D:381:VAL:HG23	1.97	0.45
1:F:494:GLN:NE2	1:F:494:GLN:HA	2.32	0.45
1:A:464:PRO:HD2	3:B:2144:HOH:O	2.15	0.45
1:D:322:GLY:N	1:D:323:PRO:HD2	2.31	0.45
1:G:457:VAL:HG12	1:G:459:GLU:HG2	1.98	0.45
1:A:313:LEU:HD23	1:A:314:PHE:N	2.31	0.45
1:B:177:PRO:HG2	1:B:178:TYR:CD1	2.52	0.45
1:D:279:SER:O	1:D:283:VAL:HG23	2.16	0.45
1:D:349:ARG:HD2	1:D:377:ALA:O	2.16	0.45
1:D:472:ASP:O	1:D:473:LEU:HB2	2.17	0.45
1:F:80:GLY:O	1:G:89:ARG:HG2	2.15	0.45
1:F:83:PRO:O	1:F:437:ARG:HD3	2.16	0.45
1:B:439:ARG:HG3	1:B:453:ALA:O	2.17	0.45
1:G:84:PHE:HA	1:G:437:ARG:HG2	1.98	0.45
1:G:233:LEU:C	1:G:235:GLY:H	2.20	0.45
1:D:245:TRP:O	1:D:254:LEU:HG	2.17	0.45
1:F:455:GLU:HG3	1:F:455:GLU:O	2.16	0.45
1:B:404:ARG:NH1	3:B:2133:HOH:O	2.47	0.45
1:G:113:ALA:O	1:G:488:VAL:HG11	2.17	0.45
1:A:130:GLY:O	1:A:386:GLN:HA	2.17	0.45
1:F:186:SER:OG	1:F:188:PHE:HB2	2.16	0.45
1:F:223:LEU:HD23	1:F:284:LEU:CD2	2.47	0.45
1:G:411:VAL:HG12	1:G:413:LEU:CD1	2.47	0.45
1:A:159:PRO:HG3	1:A:317:TRP:CH2	2.52	0.45

*Continued on next page...*

*Continued from previous page...*

Atom-1	Atom-2	Interatomic distance (Å)	Clash overlap (Å)
1:A:479:PHE:O	1:G:417:ARG:NH1	2.50	0.44
1:E:166:LYS:HD2	1:E:495:PHE:HB2	1.98	0.44
1:F:323:PRO:HG2	3:F:2086:HOH:O	2.17	0.44
1:B:472:ASP:O	1:B:473:LEU:HB2	2.17	0.44
1:D:177:PRO:HG2	1:D:178:TYR:CD1	2.52	0.44
1:D:255:ARG:HH11	1:D:255:ARG:HG3	1.82	0.44
1:G:144:ALA:HB1	1:G:154:MET:HE1	1.98	0.44
1:G:439:ARG:CB	1:G:439:ARG:CZ	2.95	0.44
1:B:126:LEU:HD11	1:B:411:VAL:HG23	1.98	0.44
1:D:306:GLU:O	1:D:308:PRO:HD3	2.17	0.44
1:E:159:PRO:HG3	1:E:317:TRP:CH2	2.52	0.44
1:A:80:GLY:O	1:B:89:ARG:HG2	2.18	0.44
1:D:98:LYS:O	1:D:102:MET:HG3	2.17	0.44
1:E:106:LYS:H	1:E:106:LYS:CD	2.28	0.44
1:E:346:GLU:OE1	1:E:346:GLU:HA	2.17	0.44
1:A:84:PHE:HB3	1:A:437:ARG:HG3	2.00	0.44
1:B:158:ASP:O	1:B:316:THR:HA	2.18	0.44
1:F:169:ARG:NH1	1:F:172:ASP:OD1	2.51	0.44
1:G:136:LYS:HG2	1:G:413:LEU:HD22	2.00	0.44
1:B:169:ARG:HE	1:B:169:ARG:HB2	1.56	0.44
1:E:433:HIS:O	1:E:433:HIS:CD2	2.70	0.44
1:F:157:VAL:O	1:F:159:PRO:HD3	2.18	0.44
1:F:321:MET:HA	3:F:2086:HOH:O	2.17	0.44
1:G:104:ARG:HG2	1:G:104:ARG:HH11	1.83	0.44
1:B:76:GLN:HG2	1:B:83:PRO:HB3	1.99	0.44
1:B:430:LEU:HD12	1:B:430:LEU:HA	1.86	0.44
1:B:433:HIS:HD2	1:B:433:HIS:O	2.01	0.44
1:D:215:GLU:O	1:D:218:SER:HB3	2.18	0.44
1:D:420:PRO:HB2	1:E:428:LEU:HD13	2.00	0.44
1:G:363:LYS:HG3	1:G:395:TYR:CD2	2.52	0.44
1:A:499:GLN:HG2	1:A:500:PRO:HD2	2.00	0.44
1:G:321:MET:HE3	1:G:321:MET:HB3	1.78	0.44
1:A:124:ARG:NH2	1:G:472:ASP:OD2	2.45	0.43
1:A:438:ASP:O	1:A:439:ARG:CB	2.66	0.43
1:D:386:GLN:HG3	1:D:387:SER:N	2.33	0.43
1:F:328:LEU:O	1:F:331:ALA:HB3	2.17	0.43
1:A:84:PHE:CB	1:A:435:VAL:CG1	2.96	0.43
1:E:230:LYS:NZ	1:E:257:PHE:O	2.38	0.43
1:A:340:ILE:HG13	1:A:341:LEU:N	2.33	0.43
1:B:494:GLN:HA	1:B:494:GLN:NE2	2.34	0.43
1:F:379:LEU:HD13	1:F:381:VAL:CG2	2.48	0.43

*Continued on next page...*

*Continued from previous page...*

Atom-1	Atom-2	Interatomic distance (Å)	Clash overlap (Å)
1:G:217:ALA:O	1:G:221:ARG:HG3	2.19	0.43
1:G:327:PRO:HG2	3:G:2106:HOH:O	2.17	0.43
1:F:159:PRO:HG3	1:F:317:TRP:CH2	2.53	0.43
1:A:84:PHE:CG	1:A:435:VAL:HG11	2.54	0.43
1:D:350:ARG:CG	1:D:350:ARG:NH1	2.81	0.43
1:F:306:GLU:O	1:F:308:PRO:HD3	2.18	0.43
1:A:349:ARG:HD2	1:A:377:ALA:O	2.19	0.43
1:A:463:MET:HB2	1:A:466:GLU:HG3	2.01	0.43
1:E:168:GLY:O	1:E:498:ARG:HD2	2.18	0.43
1:G:238:SER:HB3	1:G:241:GLU:HB2	1.99	0.43
1:G:336:VAL:O	1:G:340:ILE:HG23	2.19	0.43
1:A:472:ASP:O	1:A:473:LEU:HB2	2.18	0.43
1:D:471:PRO:HG2	1:D:474:THR:OG1	2.19	0.43
1:F:217:ALA:O	1:F:221:ARG:HG3	2.17	0.43
1:D:130:GLY:O	1:D:386:GLN:HA	2.19	0.43
1:E:154:MET:CB	1:E:352:TRP:HB2	2.47	0.43
1:E:173:ILE:HG22	1:E:174:ILE:N	2.34	0.43
1:F:318:ARG:NH1	3:F:2085:HOH:O	2.52	0.43
1:A:327:PRO:HG2	3:A:2137:HOH:O	2.19	0.42
1:A:505:GLY:O	1:A:506:THR:HB	2.19	0.42
1:B:139:LEU:C	1:B:139:LEU:HD23	2.39	0.42
1:B:358:LEU:HD11	1:B:367:LEU:HD11	2.01	0.42
1:F:144:ALA:HB1	1:F:154:MET:HE3	2.00	0.42
1:B:157:VAL:O	1:B:159:PRO:HD3	2.19	0.42
1:D:156:ILE:HG22	1:D:158:ASP:HB2	2.01	0.42
1:F:350:ARG:HH11	1:F:350:ARG:CG	2.32	0.42
1:A:124:ARG:NH1	3:A:2027:HOH:O	2.41	0.42
1:D:173:ILE:HG22	1:D:174:ILE:N	2.34	0.42
1:D:340:ILE:HG13	1:D:341:LEU:N	2.33	0.42
1:D:435:VAL:CG1	1:D:436:GLU:N	2.82	0.42
1:E:255:ARG:HG3	1:E:255:ARG:HH11	1.84	0.42
1:B:82:ALA:CB	1:D:456:ARG:HD3	2.49	0.42
1:B:217:ALA:O	1:B:221:ARG:HG3	2.19	0.42
1:B:251:PHE:CE1	1:B:277:LEU:HD13	2.54	0.42
1:E:433:HIS:CD2	1:E:433:HIS:C	2.92	0.42
1:D:173:ILE:HG23	1:D:183:LYS:CG	2.46	0.42
1:E:217:ALA:O	1:E:221:ARG:HG3	2.19	0.42
1:G:231:LEU:HD23	1:G:234:ILE:HD11	2.02	0.42
1:A:84:PHE:CB	1:A:435:VAL:HG11	2.49	0.42
1:E:126:LEU:HD11	1:E:411:VAL:HG23	2.01	0.42
1:G:156:ILE:HG22	1:G:158:ASP:HB2	2.02	0.42

*Continued on next page...*

*Continued from previous page...*

Atom-1	Atom-2	Interatomic distance (Å)	Clash overlap (Å)
1:G:246:THR:HB	1:G:284:LEU:HD23	2.01	0.42
1:G:494:GLN:HA	1:G:494:GLN:NE2	2.35	0.42
1:A:74:VAL:HG13	1:A:84:PHE:O	2.20	0.42
1:D:390:GLN:HG3	3:E:2088:HOH:O	2.19	0.42
1:D:433:HIS:CD2	1:D:459:GLU:HG3	2.55	0.42
1:E:94:VAL:HG13	1:E:95:SER:N	2.35	0.42
1:F:380:ARG:HG3	1:F:380:ARG:HH11	1.84	0.42
1:A:124:ARG:HH21	1:G:472:ASP:CG	2.23	0.42
1:E:179:ASP:O	1:E:182:THR:HG22	2.19	0.42
1:A:94:VAL:HG13	1:A:95:SER:N	2.35	0.42
1:A:173:ILE:HG23	1:A:183:LYS:CG	2.50	0.42
1:D:199:ARG:NH2	1:D:342:SER:OG	2.48	0.42
1:G:166:LYS:HD3	1:G:497:ASN:HD22	1.83	0.42
1:G:470:LEU:HD23	1:G:471:PRO:HD2	2.02	0.42
1:A:229:LYS:HB3	3:A:2091:HOH:O	2.20	0.41
1:B:350:ARG:HH11	1:B:350:ARG:CG	2.33	0.41
1:G:233:LEU:HD23	1:G:233:LEU:HA	1.85	0.41
1:A:455:GLU:O	1:A:455:GLU:HG3	2.20	0.41
1:B:130:GLY:O	1:B:386:GLN:HA	2.20	0.41
1:B:159:PRO:HG3	1:B:317:TRP:CH2	2.55	0.41
1:B:491:GLU:H	1:B:491:GLU:HG2	1.64	0.41
1:E:455:GLU:O	1:E:455:GLU:HG3	2.19	0.41
1:G:318:ARG:NE	1:G:502:PHE:CD2	2.87	0.41
1:G:340:ILE:HG13	1:G:341:LEU:N	2.34	0.41
1:D:414:GLY:HA2	1:D:467:ILE:HG23	2.02	0.41
1:F:433:HIS:HD2	1:F:433:HIS:O	2.02	0.41
1:D:84:PHE:HA	1:D:437:ARG:HG2	2.01	0.41
1:D:84:PHE:CB	1:D:437:ARG:HG3	2.50	0.41
1:E:124:ARG:HB3	1:E:408:ARG:HB2	2.02	0.41
1:F:82:ALA:O	1:F:437:ARG:NH1	2.53	0.41
1:G:162:ASP:O	1:G:166:LYS:HG2	2.21	0.41
1:G:352:TRP:CE2	1:G:380:ARG:HD3	2.56	0.41
1:B:352:TRP:CE2	1:B:380:ARG:HD3	2.54	0.41
1:G:472:ASP:HB2	3:G:2167:HOH:O	2.20	0.41
1:D:252:ASP:O	1:D:255:ARG:HB2	2.19	0.41
1:G:437:ARG:HH22	1:G:459:GLU:CD	2.24	0.41
1:A:408:ARG:HA	1:G:416:SER:OG	2.21	0.41
1:A:439:ARG:HA	1:A:439:ARG:CZ	2.50	0.41
1:F:122:GLU:HB2	1:F:123:PRO:HD3	2.02	0.41
1:G:139:LEU:C	1:G:139:LEU:HD23	2.40	0.41
1:G:358:LEU:HD11	1:G:367:LEU:HD11	2.03	0.41

*Continued on next page...*

*Continued from previous page...*

Atom-1	Atom-2	Interatomic distance (Å)	Clash overlap (Å)
1:A:186:SER:HA	3:A:2051:HOH:O	2.19	0.41
1:D:498:ARG:O	1:D:499:GLN:HB2	2.19	0.41
1:E:133:GLY:O	1:E:472:ASP:OD2	2.37	0.41
1:E:367:LEU:HD22	1:E:371:LEU:CD1	2.51	0.41
1:F:336:VAL:O	1:F:340:ILE:HG23	2.19	0.41
1:F:472:ASP:O	1:F:473:LEU:HB2	2.21	0.41
1:G:288:LEU:N	1:G:289:PRO:CD	2.84	0.41
1:A:133:GLY:O	1:A:472:ASP:OD2	2.39	0.41
1:B:94:VAL:CG2	1:B:98:LYS:HD3	2.47	0.41
1:B:94:VAL:HG13	1:B:95:SER:N	2.35	0.41
1:G:106:LYS:N	1:G:106:LYS:CD	2.76	0.41
1:G:230:LYS:HD3	1:G:257:PHE:CE2	2.56	0.41
1:A:233:LEU:HA	1:A:233:LEU:HD23	1.88	0.41
1:A:499:GLN:CG	1:A:500:PRO:HD2	2.52	0.41
1:B:74:VAL:HG12	1:B:75:GLY:N	2.35	0.41
1:E:177:PRO:HA	1:E:294:MET:HE2	2.02	0.41
1:E:417:ARG:HD3	1:F:478:GLY:O	2.21	0.41
1:F:158:ASP:OD2	1:F:161:GLY:HA2	2.21	0.41
1:F:358:LEU:HD11	1:F:367:LEU:HD11	2.03	0.41
1:F:437:ARG:HD2	1:G:456:ARG:HH11	1.85	0.41
1:A:285:SER:HB2	1:B:266:LEU:HD11	2.03	0.40
1:B:175:LEU:HD23	1:B:175:LEU:HA	1.90	0.40
1:B:488:VAL:HG13	1:B:489:PRO:HD2	2.03	0.40
1:D:463:MET:HB2	1:D:466:GLU:HG3	2.03	0.40
1:E:144:ALA:HB1	1:E:154:MET:CE	2.51	0.40
1:F:233:LEU:HD23	1:F:233:LEU:HA	1.87	0.40
1:G:104:ARG:HD2	3:G:2022:HOH:O	2.21	0.40
1:B:379:LEU:HD22	1:B:380:ARG:N	2.35	0.40
1:E:141:ARG:HH11	1:E:141:ARG:HG2	1.86	0.40
1:E:245:TRP:O	1:E:254:LEU:HG	2.21	0.40
3:E:2080:HOH:O	1:F:398:LYS:HG3	2.20	0.40
1:F:169:ARG:NH1	1:F:312:ASN:ND2	2.70	0.40
1:F:215:GLU:O	1:F:218:SER:HB3	2.22	0.40
1:G:179:ASP:O	1:G:182:THR:HG22	2.21	0.40
1:G:313:LEU:HD23	1:G:314:PHE:N	2.36	0.40
1:A:100:LYS:O	1:A:104:ARG:HB2	2.22	0.40
1:A:105:GLU:HB2	3:A:2017:HOH:O	2.21	0.40
1:E:84:PHE:HA	1:E:437:ARG:HG2	2.02	0.40
1:E:411:VAL:HG12	1:E:413:LEU:CD1	2.51	0.40
1:F:411:VAL:HG12	1:F:413:LEU:CD1	2.51	0.40
1:A:498:ARG:O	1:A:498:ARG:HG2	2.22	0.40

*Continued on next page...*



Continued from previous page...

Atom-1	Atom-2	Interatomic distance (Å)	Clash overlap (Å)
1:D:379:LEU:HD22	1:D:380:ARG:N	2.37	0.40
1:A:491:GLU:H	1:A:491:GLU:HG2	1.66	0.40
1:D:157:VAL:O	1:D:159:PRO:HD3	2.21	0.40
1:D:433:HIS:CD2	1:D:433:HIS:C	2.95	0.40
1:E:222:LEU:HD23	1:E:267:PHE:CZ	2.57	0.40

There are no symmetry-related clashes.

## 5.3 Torsion angles [i](#)

### 5.3.1 Protein backbone [i](#)

In the following table, the Percentiles column shows the percent Ramachandran outliers of the chain as a percentile score with respect to all X-ray entries followed by that with respect to entries of similar resolution.

The Analysed column shows the number of residues for which the backbone conformation was analysed, and the total number of residues.

Mol	Chain	Analysed	Favoured	Allowed	Outliers	Percentiles	
1	A	416/437 (95%)	398 (96%)	18 (4%)	0	100	100
1	B	418/437 (96%)	400 (96%)	17 (4%)	1 (0%)	47	62
1	D	411/437 (94%)	391 (95%)	19 (5%)	1 (0%)	47	62
1	E	415/437 (95%)	396 (95%)	17 (4%)	2 (0%)	29	41
1	F	412/437 (94%)	397 (96%)	15 (4%)	0	100	100
1	G	413/437 (94%)	395 (96%)	17 (4%)	1 (0%)	47	62
All	All	2485/2622 (95%)	2377 (96%)	103 (4%)	5 (0%)	47	62

All (5) Ramachandran outliers are listed below:

Mol	Chain	Res	Type
1	D	310	GLY
1	B	289	PRO
1	E	77	GLY
1	G	77	GLY
1	E	289	PRO

### 5.3.2 Protein sidechains [i](#)

In the following table, the Percentiles column shows the percent sidechain outliers of the chain as a percentile score with respect to all X-ray entries followed by that with respect to entries of similar resolution.

The Analysed column shows the number of residues for which the sidechain conformation was analysed, and the total number of residues.

Mol	Chain	Analysed	Rotameric	Outliers	Percentiles	
1	A	349/364 (96%)	317 (91%)	32 (9%)	9	13
1	B	351/364 (96%)	326 (93%)	25 (7%)	14	23
1	D	345/364 (95%)	318 (92%)	27 (8%)	12	19
1	E	348/364 (96%)	319 (92%)	29 (8%)	11	17
1	F	346/364 (95%)	319 (92%)	27 (8%)	12	19
1	G	347/364 (95%)	316 (91%)	31 (9%)	9	14
All	All	2086/2184 (96%)	1915 (92%)	171 (8%)	11	17

All (171) residues with a non-rotameric sidechain are listed below:

Mol	Chain	Res	Type
1	A	78	GLU
1	A	89	ARG
1	A	94	VAL
1	A	106	LYS
1	A	124	ARG
1	A	143	LEU
1	A	152	ASP
1	A	163	MET
1	A	202	LEU
1	A	241	GLU
1	A	254	LEU
1	A	277	LEU
1	A	284	LEU
1	A	285	SER
1	A	294	MET
1	A	296	ASP
1	A	313	LEU
1	A	328	LEU
1	A	338	THR
1	A	348	LYS
1	A	350	ARG
1	A	351	LEU

*Continued on next page...*

*Continued from previous page...*

<b>Mol</b>	<b>Chain</b>	<b>Res</b>	<b>Type</b>
1	A	353	LEU
1	A	367	LEU
1	A	375	ARG
1	A	379	LEU
1	A	428	LEU
1	A	430	LEU
1	A	433	HIS
1	A	456	ARG
1	A	470	LEU
1	A	472	ASP
1	B	89	ARG
1	B	94	VAL
1	B	106	LYS
1	B	143	LEU
1	B	163	MET
1	B	202	LEU
1	B	254	LEU
1	B	277	LEU
1	B	284	LEU
1	B	285	SER
1	B	294	MET
1	B	296	ASP
1	B	313	LEU
1	B	328	LEU
1	B	338	THR
1	B	345	GLU
1	B	350	ARG
1	B	351	LEU
1	B	353	LEU
1	B	367	LEU
1	B	379	LEU
1	B	428	LEU
1	B	430	LEU
1	B	433	HIS
1	B	470	LEU
1	D	89	ARG
1	D	106	LYS
1	D	108	LYS
1	D	143	LEU
1	D	152	ASP
1	D	163	MET
1	D	202	LEU

*Continued on next page...*

*Continued from previous page...*

<b>Mol</b>	<b>Chain</b>	<b>Res</b>	<b>Type</b>
1	D	254	LEU
1	D	277	LEU
1	D	284	LEU
1	D	294	MET
1	D	296	ASP
1	D	313	LEU
1	D	328	LEU
1	D	338	THR
1	D	350	ARG
1	D	351	LEU
1	D	353	LEU
1	D	367	LEU
1	D	375	ARG
1	D	376	LYS
1	D	379	LEU
1	D	428	LEU
1	D	430	LEU
1	D	433	HIS
1	D	470	LEU
1	D	472	ASP
1	E	89	ARG
1	E	94	VAL
1	E	106	LYS
1	E	120	ASP
1	E	129	ASN
1	E	141	ARG
1	E	143	LEU
1	E	195	TYR
1	E	202	LEU
1	E	251	PHE
1	E	254	LEU
1	E	277	LEU
1	E	284	LEU
1	E	285	SER
1	E	289	PRO
1	E	294	MET
1	E	318	ARG
1	E	328	LEU
1	E	338	THR
1	E	351	LEU
1	E	353	LEU
1	E	367	LEU

*Continued on next page...*

*Continued from previous page...*

<b>Mol</b>	<b>Chain</b>	<b>Res</b>	<b>Type</b>
1	E	379	LEU
1	E	428	LEU
1	E	430	LEU
1	E	433	HIS
1	E	439	ARG
1	E	456	ARG
1	E	472	ASP
1	F	78	GLU
1	F	89	ARG
1	F	94	VAL
1	F	106	LYS
1	F	143	LEU
1	F	152	ASP
1	F	163	MET
1	F	195	TYR
1	F	202	LEU
1	F	254	LEU
1	F	277	LEU
1	F	284	LEU
1	F	285	SER
1	F	294	MET
1	F	328	LEU
1	F	338	THR
1	F	350	ARG
1	F	351	LEU
1	F	353	LEU
1	F	367	LEU
1	F	375	ARG
1	F	379	LEU
1	F	417	ARG
1	F	428	LEU
1	F	430	LEU
1	F	433	HIS
1	F	456	ARG
1	G	89	ARG
1	G	94	VAL
1	G	106	LYS
1	G	143	LEU
1	G	163	MET
1	G	186	SER
1	G	202	LEU
1	G	229	LYS

*Continued on next page...*

*Continued from previous page...*

Mol	Chain	Res	Type
1	G	251	PHE
1	G	254	LEU
1	G	277	LEU
1	G	284	LEU
1	G	294	MET
1	G	296	ASP
1	G	313	LEU
1	G	328	LEU
1	G	338	THR
1	G	350	ARG
1	G	351	LEU
1	G	353	LEU
1	G	367	LEU
1	G	379	LEU
1	G	428	LEU
1	G	430	LEU
1	G	433	HIS
1	G	435	VAL
1	G	438	ASP
1	G	456	ARG
1	G	459	GLU
1	G	470	LEU
1	G	472	ASP

Sometimes sidechains can be flipped to improve hydrogen bonding and reduce clashes. All (25) such sidechains are listed below:

Mol	Chain	Res	Type
1	A	494	GLN
1	A	497	ASN
1	A	499	GLN
1	B	76	GLN
1	B	129	ASN
1	B	494	GLN
1	B	497	ASN
1	B	499	GLN
1	D	433	HIS
1	D	494	GLN
1	D	497	ASN
1	D	499	GLN
1	E	129	ASN
1	E	433	HIS
1	E	494	GLN

*Continued on next page...*

*Continued from previous page...*

Mol	Chain	Res	Type
1	E	497	ASN
1	E	499	GLN
1	F	129	ASN
1	F	494	GLN
1	F	497	ASN
1	F	499	GLN
1	G	76	GLN
1	G	494	GLN
1	G	497	ASN
1	G	499	GLN

### 5.3.3 RNA [i](#)

There are no RNA molecules in this entry.

### 5.4 Non-standard residues in protein, DNA, RNA chains [i](#)

There are no non-standard protein/DNA/RNA residues in this entry.

### 5.5 Carbohydrates [i](#)

There are no monosaccharides in this entry.

### 5.6 Ligand geometry [i](#)

15 ligands are modelled in this entry.

In the following table, the Counts columns list the number of bonds (or angles) for which Mogul statistics could be retrieved, the number of bonds (or angles) that are observed in the model and the number of bonds (or angles) that are defined in the Chemical Component Dictionary. The Link column lists molecule types, if any, to which the group is linked. The Z score for a bond length (or angle) is the number of standard deviations the observed value is removed from the expected value. A bond length (or angle) with  $|Z| > 2$  is considered an outlier worth inspection. RMSZ is the root-mean-square of all Z scores of the bond lengths (or angles).

Mol	Type	Chain	Res	Link	Bond lengths			Bond angles		
					Counts	RMSZ	$\# Z  > 2$	Counts	RMSZ	$\# Z  > 2$
2	SO4	E	602	-	4,4,4	0.40	0	6,6,6	0.09	0
2	SO4	B	602	-	4,4,4	0.40	0	6,6,6	0.14	0
2	SO4	D	603	-	4,4,4	0.43	0	6,6,6	0.08	0
2	SO4	B	601	-	4,4,4	0.33	0	6,6,6	0.13	0

Mol	Type	Chain	Res	Link	Bond lengths			Bond angles		
					Counts	RMSZ	# Z  > 2	Counts	RMSZ	# Z  > 2
2	SO4	D	604	-	4,4,4	0.36	0	6,6,6	0.15	0
2	SO4	F	602	-	4,4,4	0.36	0	6,6,6	0.13	0
2	SO4	F	601	-	4,4,4	0.38	0	6,6,6	0.06	0
2	SO4	F	603	-	4,4,4	0.37	0	6,6,6	0.09	0
2	SO4	E	601	-	4,4,4	0.38	0	6,6,6	0.14	0
2	SO4	D	601	-	4,4,4	0.36	0	6,6,6	0.08	0
2	SO4	G	601	-	4,4,4	0.36	0	6,6,6	0.22	0
2	SO4	D	602	-	4,4,4	0.39	0	6,6,6	0.12	0
2	SO4	A	601	-	4,4,4	0.43	0	6,6,6	0.11	0
2	SO4	A	602	-	4,4,4	0.42	0	6,6,6	0.11	0
2	SO4	G	602	-	4,4,4	0.37	0	6,6,6	0.25	0

There are no bond length outliers.

There are no bond angle outliers.

There are no chirality outliers.

There are no torsion outliers.

There are no ring outliers.

No monomer is involved in short contacts.

## 5.7 Other polymers [i](#)

There are no such residues in this entry.

## 5.8 Polymer linkage issues [i](#)

There are no chain breaks in this entry.



## 6 Fit of model and data

### 6.1 Protein, DNA and RNA chains

EDS was not executed - this section is therefore empty.

### 6.2 Non-standard residues in protein, DNA, RNA chains

EDS was not executed - this section is therefore empty.

### 6.3 Carbohydrates

EDS was not executed - this section is therefore empty.

### 6.4 Ligands

EDS was not executed - this section is therefore empty.

### 6.5 Other polymers

EDS was not executed - this section is therefore empty.